


MENSTRUAL CYCLE CONTROL AND VENOUS THROMBOEMBOLISM RISK IN FEMALE ASTRONAUTS

VARSHA JAIN

ACADEMIC CLINICAL FELLOW






Demographics

Total number of humans in space	534	10.6%
Total females in space	57	
Total US astronauts in space	330	14.5%
Total US female astronauts in space	48	
Age range at US selection	26-47 yrs	
Mean age US ASCAN* finalist	32 yrs	
Mean age US female astronaut at first flight	38 yrs	
2013 selected female ASCANs*	50%	

*ASCAN – astronaut candidate



Menstrual Suppression

Similar contraceptive efficacy and safety profiles to cyclic use

Fewer hormonal side effects

Aids endometriosis, menorrhagia, dysmenorrhea

Pregnancy delays selection process


Pregnancy contraindicated for most training activities

Contraindicated for spaceflight

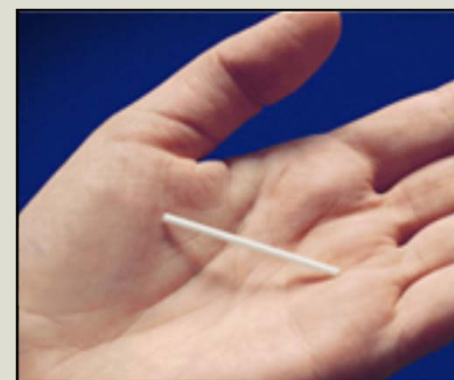

Waste management systems on board station


Microgravity environment

Personal choice




Menstrual suppression





The Contraceptive Pill

- 1950s - 21/7 cycle due to cultural and social pressures
- Combined estrogen and progesterone
- Inhibits ovulation and changes cervical mucus
- Failure rate – 1%
- Contra-indications: previous VTE, migraines, diabetes, liver disease
- Interactions with other medications due to liver metabolism
- Interference with blood lab tests
- VTE risk doubled




Intra-Uterine Devices (IUDs)

- Intra-uterine camel pebbles
- 1909 – first intra-uterine ring
- 1970s - Dalkon Shield had high rates of pelvic inflammatory disease

- Safe, effective, long acting, reversible
- Non-hormonal IUDs - copper
- Hormonal IUDs – Levonorgestrel (progestin)

- Mirena (hormonal IUD) can suppress bleeding completely
- Can be used in conjunction with oral estrogen
- Uterine perforation - rare




Hormonal Implant

- Nexplanon or Implanon – etonogesterel (progestin)
- Sub-dermal , single rod contraceptive implant
- Long acting, reversible

- Most effective contraceptive currently available
- Inhibits ovulation
- Oestradiol levels above threshold for maintaining bone mass


- Only 1 in 10 stop due to irregular bleeding



Recommendations for menstrual suppression

- Long acting reversible contraceptive (LARC)
- Mirena preferential
- Implanon – potential for irregular bleeding but due to normal BMI of astronauts, may not be a problem

- Start one year prior to flight at minimum
- Add back low dose estrogen (suggest 10 mcg) alongside LARC
- Estrogen effects on bone



Venous Thromboembolism (VTE)

“Venous Thromboembolism is a disease that includes deep vein thrombosis (DVT) and pulmonary embolism (PE)”

i.e. blood clots in the venous system of the legs or lungs

Sudden Death

Lethal

Underdiagnosed

Preventable

Common

Dangerous

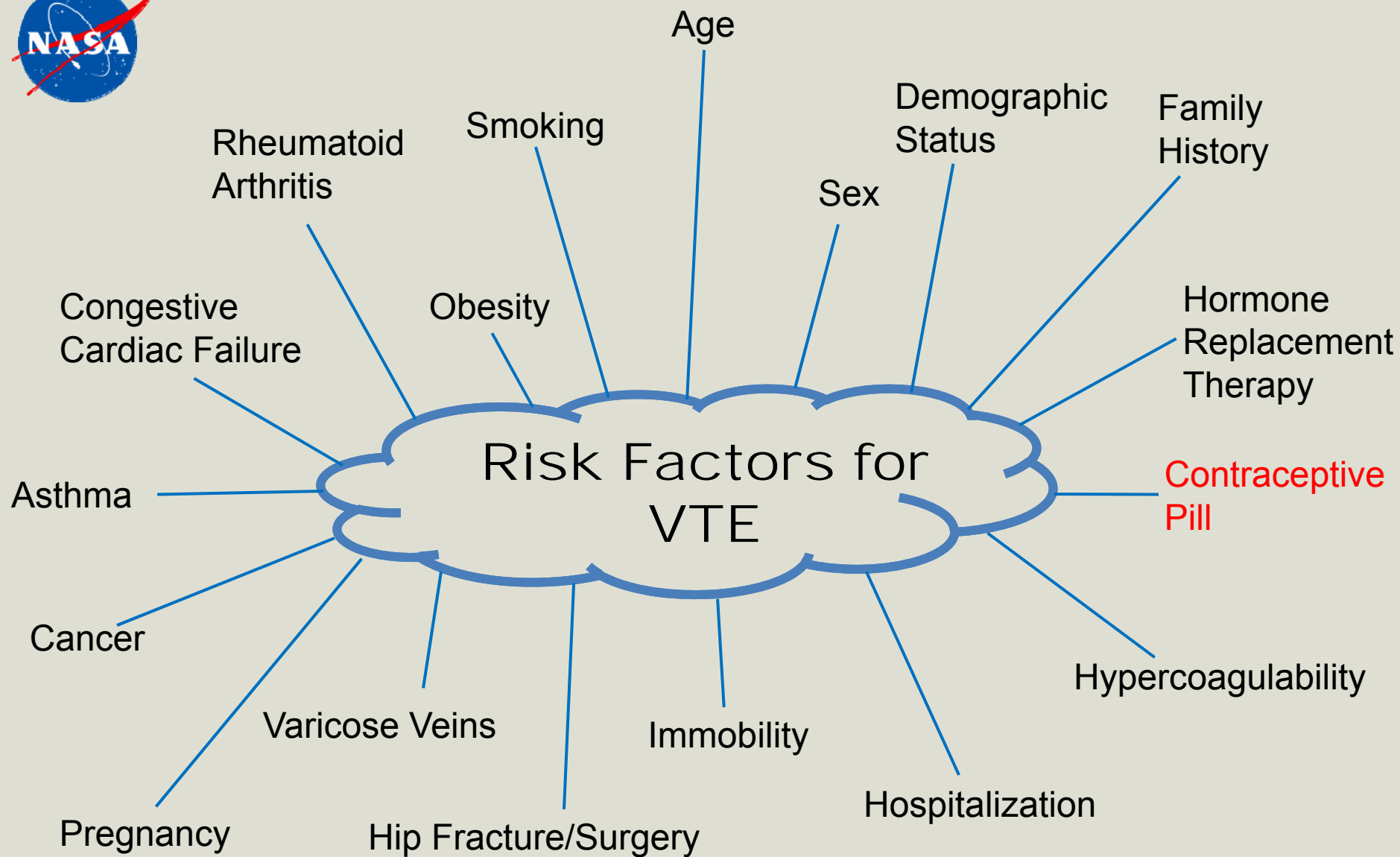

Treatable


Serious

Economic burden

Public health problem


Silent killer






VTE and spaceflight

- No episodes pre-, during or post-flight documented
- Oral contraception doubles risk of VTE terrestrially
- Terrestrial risk calculators do not consider astronaut selection, pre-flight training or space flight environment
- Pre-flight Training:
 - Long haul travel
 - Diving
 - Injury risk
 - Immobility – Soyuz training



Potential In flight Risk Factors

- **Hemoglobin:** <1st centile → OR of VTE is 3.4
- **Mean Corpuscular Volume(MCV):** <1st centile → OR for VTE is 1.95 (hematinics); >99th centile → OR for VTE is 2.65
- **Hematocrit:** upper 20% of normal range → 1.5 times ↑ VTE risk
- **Reticulocyte count:** indication of blood turnover
- **Platelet count:** acute phase protein, high levels increase coagulability of blood
- **Prothrombin time:** <11 secs → increased coagulability of blood
- **Homocystein:** >15mcmol/L → RR of VTE is 1.5-2 (increases due to Vit B12, folate deficiency)




Methods

- LSAH database – medical and research data
- Post 2000, female short and long duration flights, not on HRT
- Repeat fliers counted as separate episodes

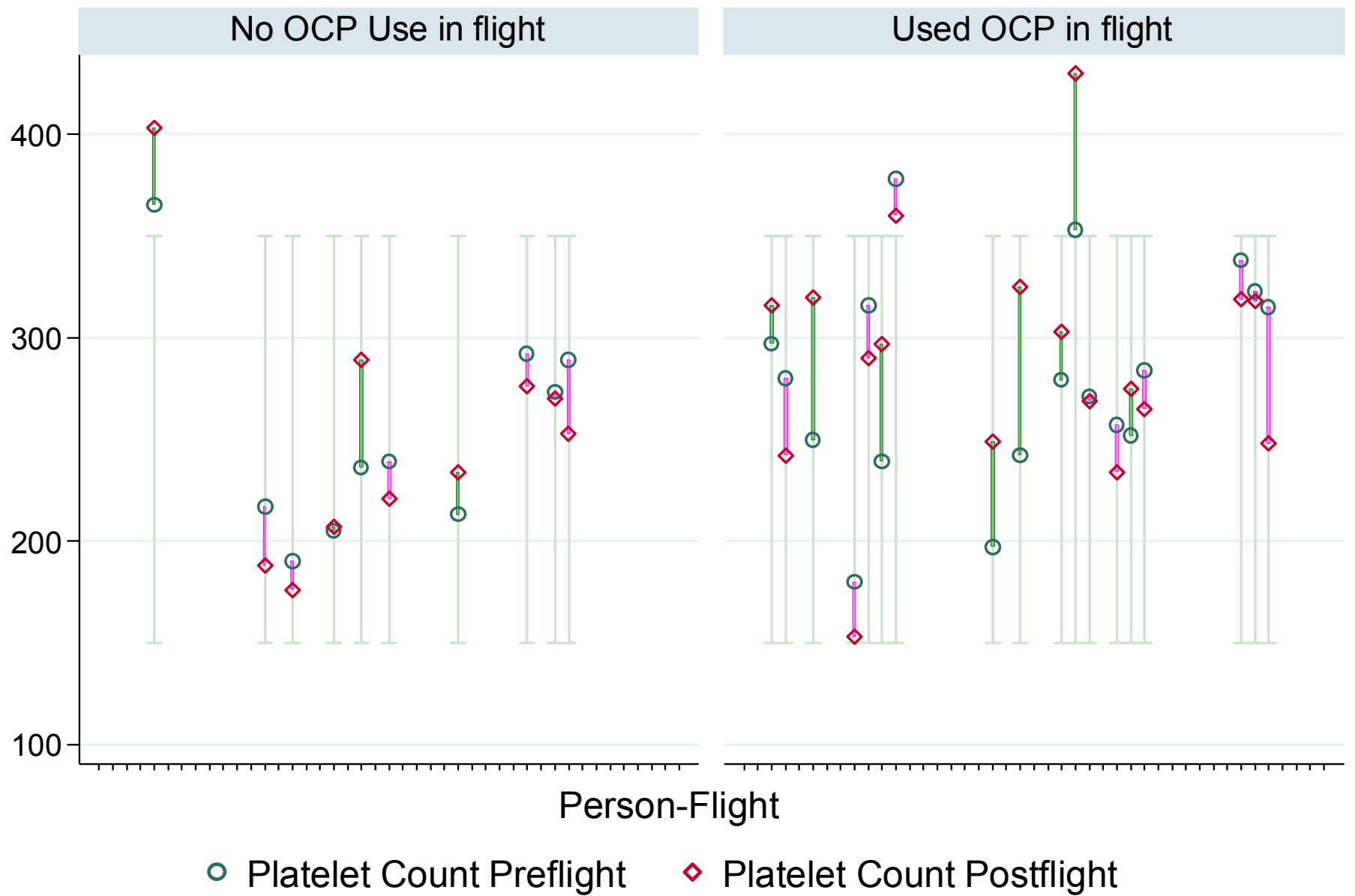
- Last pre-flight value and first post-flight value used to calculate:
 - 1.Comparing post-flight data of dependent variables to normative high risk data from the literature.
 - 2.Characterizing descriptively the changes between pre vs post-flight data of each dependent variable and determining if significant changes by using repeated measures t-test.

HYPOTHESIS: Predict spaceflight does not increase risk of VTE compared to terrestrial population

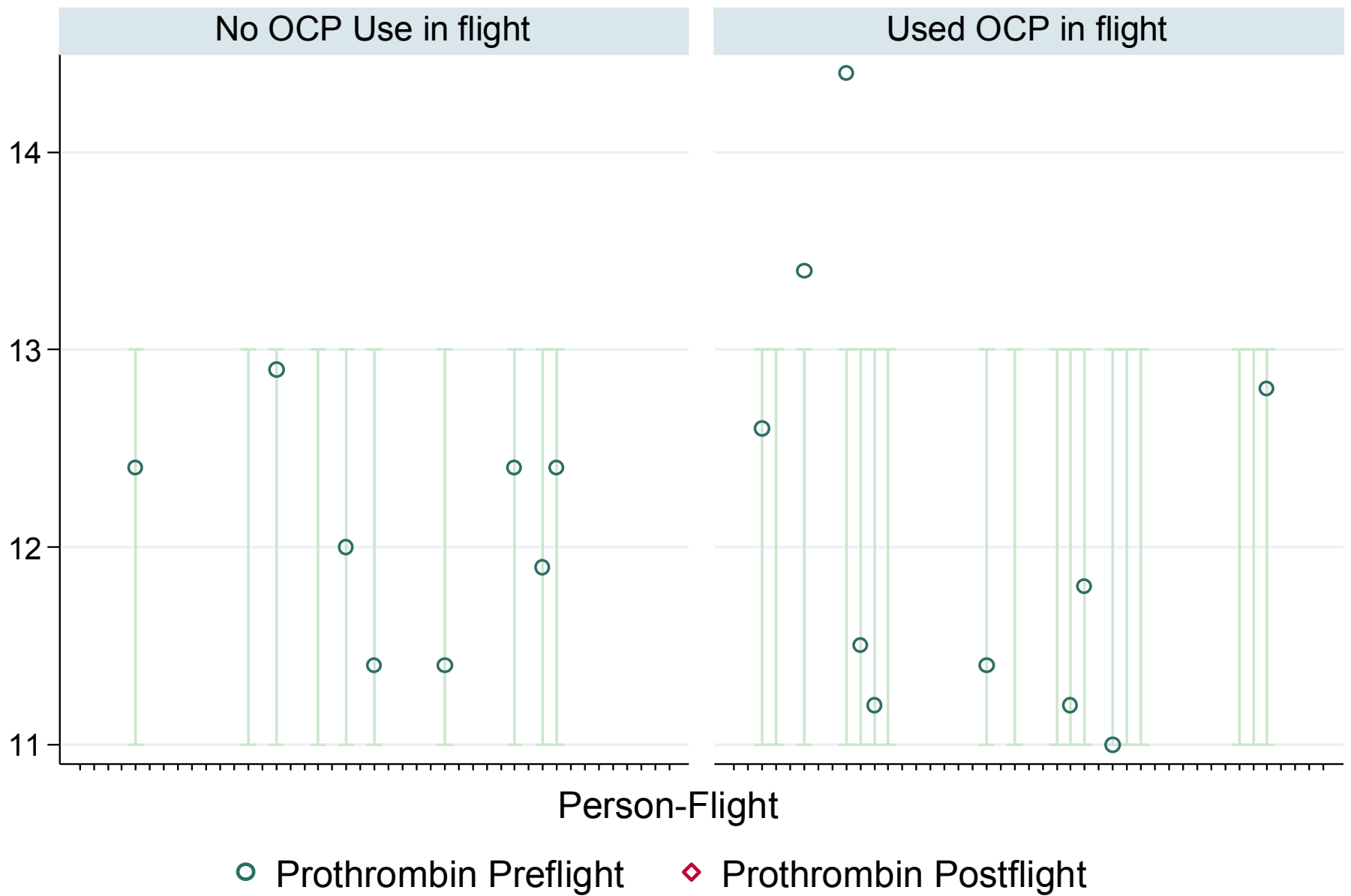


Results

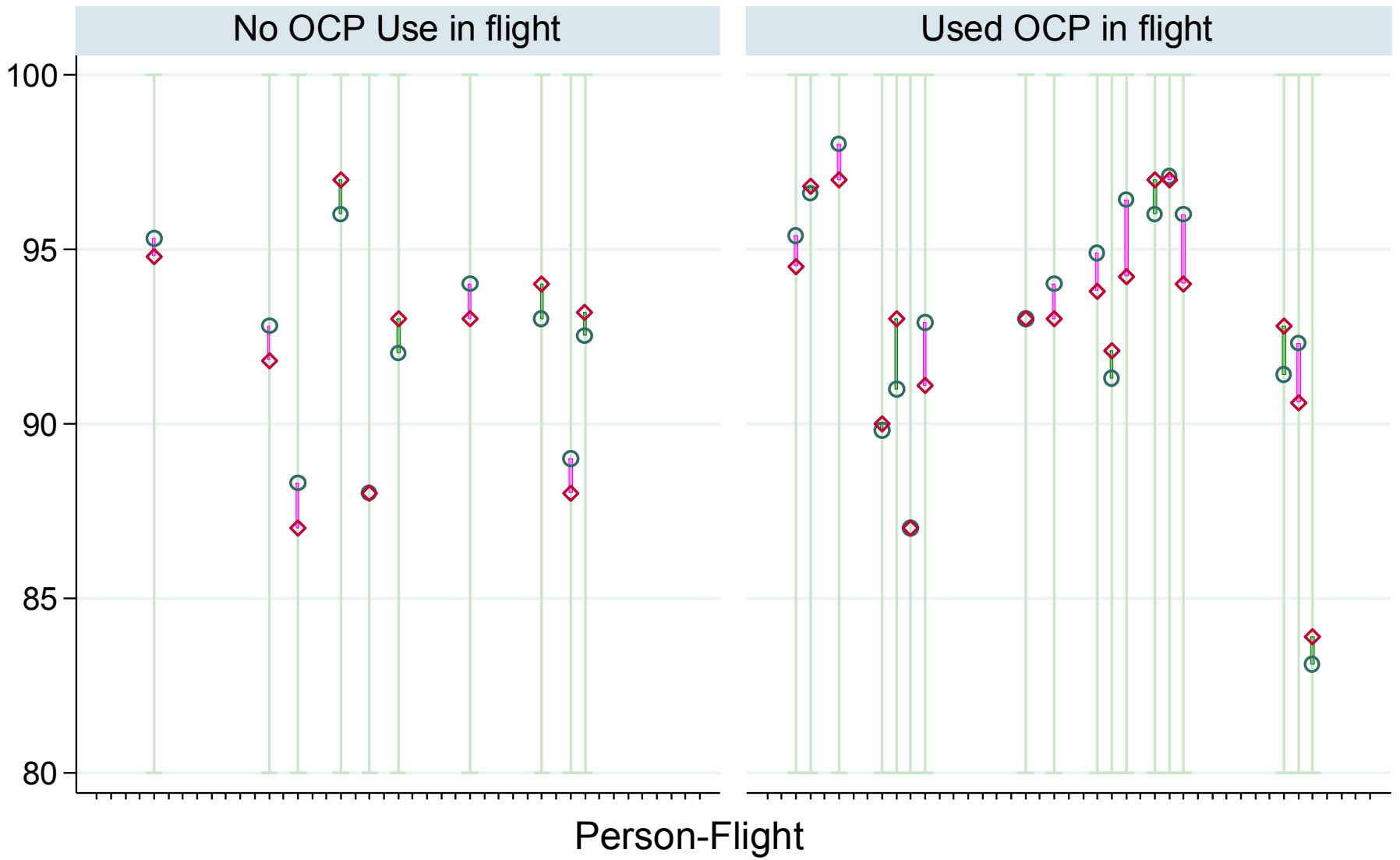
First pass analysis of data suggests no obvious trend towards abnormality or increased risk of VTE, thus supporting hypothesis.



Green bars indicate increases post-flight relative to pre
 Purple bars indicate decreases post-flight relative to pre

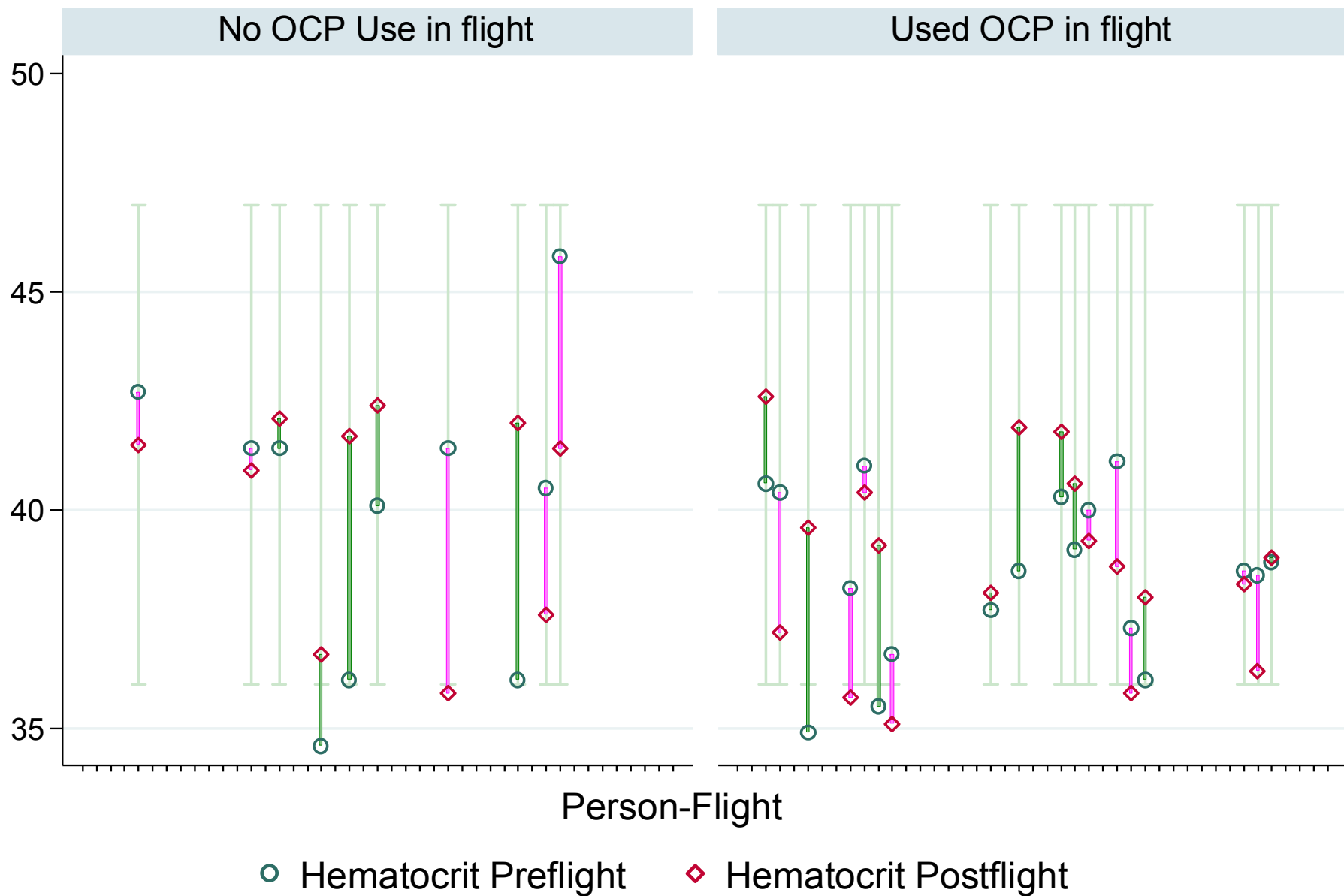


Green bars indicate increases post-flight relative to pre
 Purple bars indicate decreases post-flight relative to pre

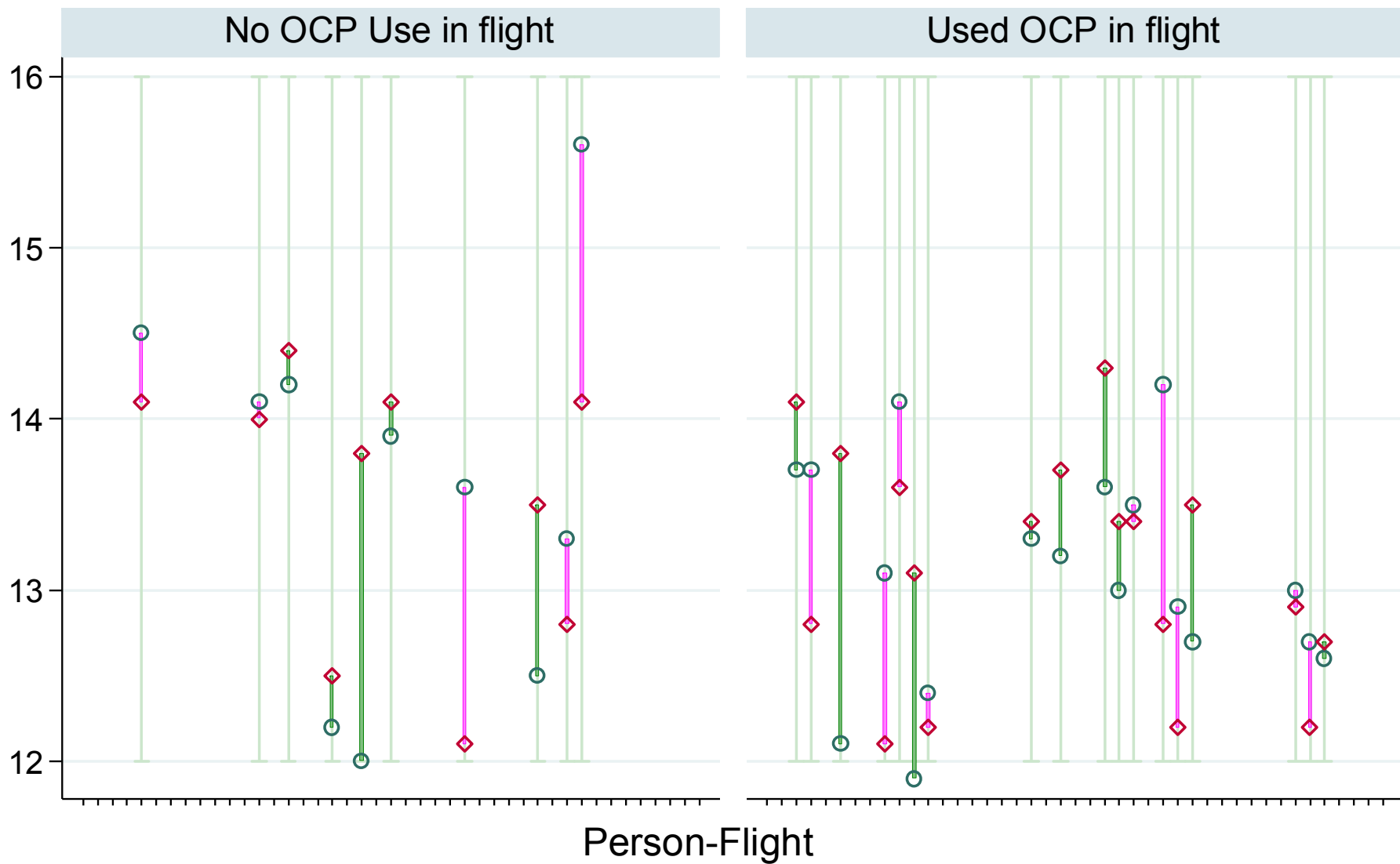


○ Mean Corpuscular Volume Preflight ◇ Mean Corpuscular Volume Postflight

Green bars indicate increases post-flight relative to pre
 Purple bars indicate decreases post-flight relative to pre

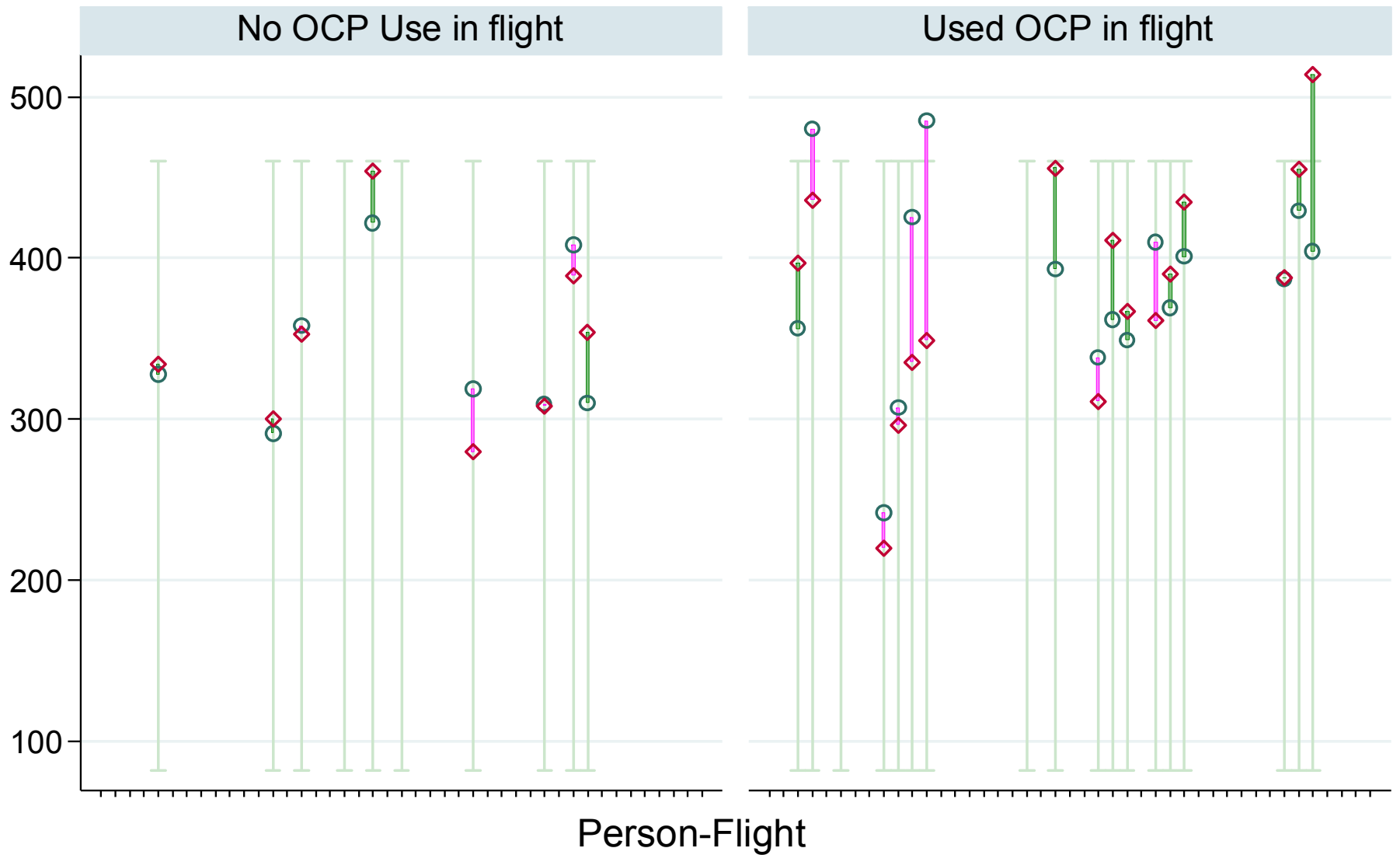


Green bars indicate increases post-flight relative to pre
 Purple bars indicate decreases post-flight relative to pre



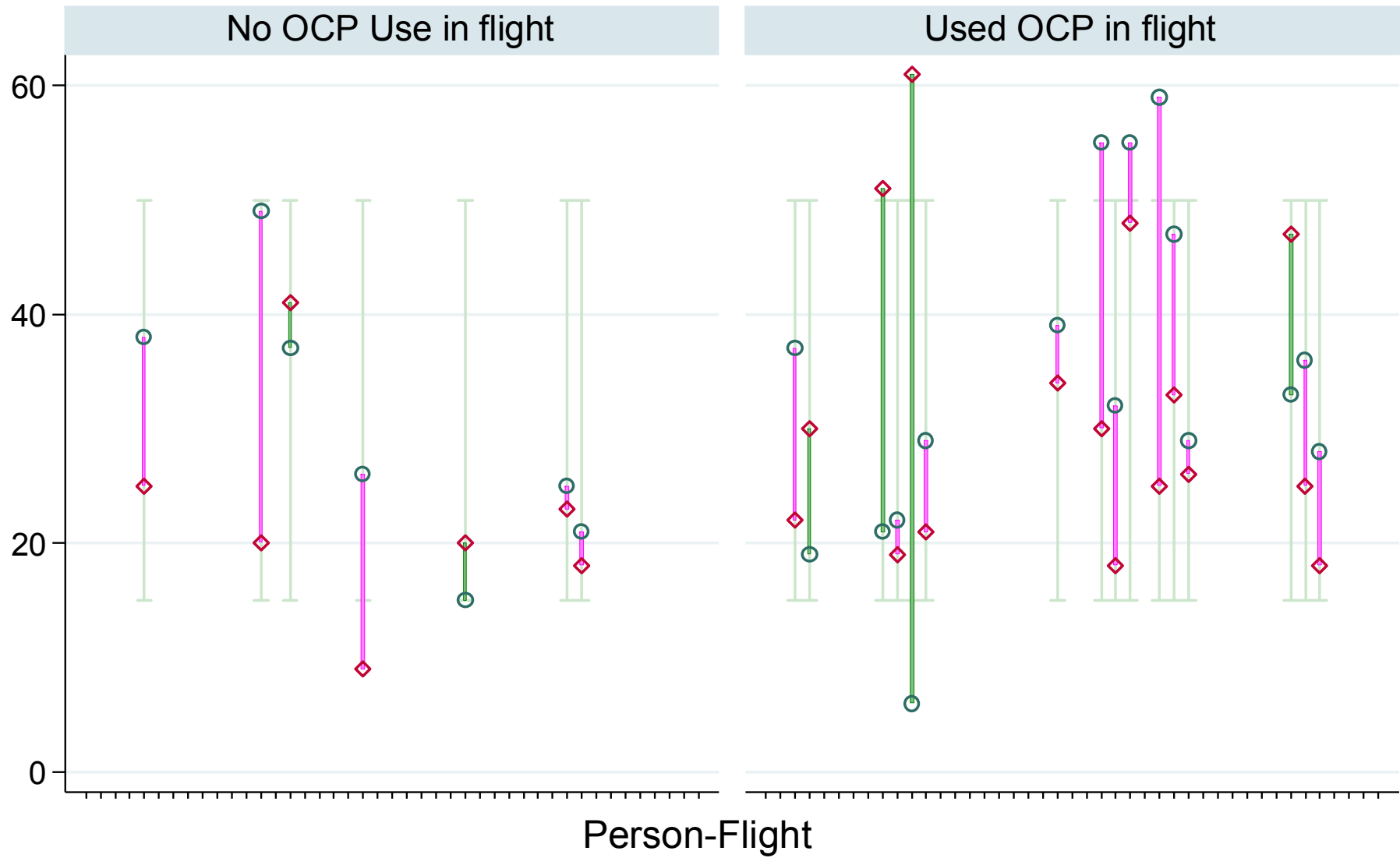
○ Hemoglobin Preflight ◇ Hemoglobin Postflight

Green bars indicate increases post-flight relative to pre
 Purple bars indicate decreases post-flight relative to pre



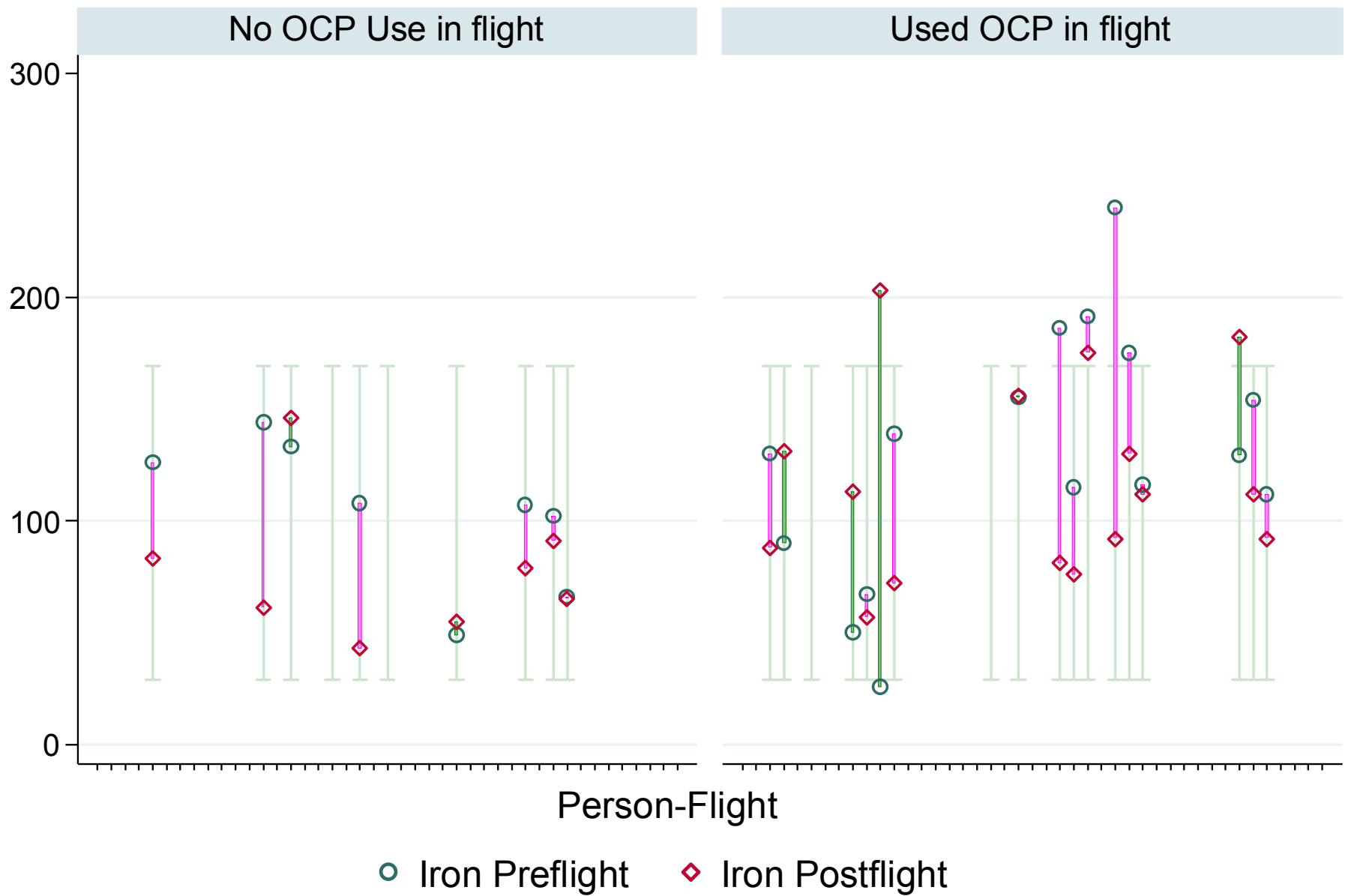
○ Total Iron Binding Capacity Preflight ◇ Total Iron Binding Capacity Postflight

Green bars indicate increases post-flight relative to pre
Purple bars indicate decreases post-flight relative to pre

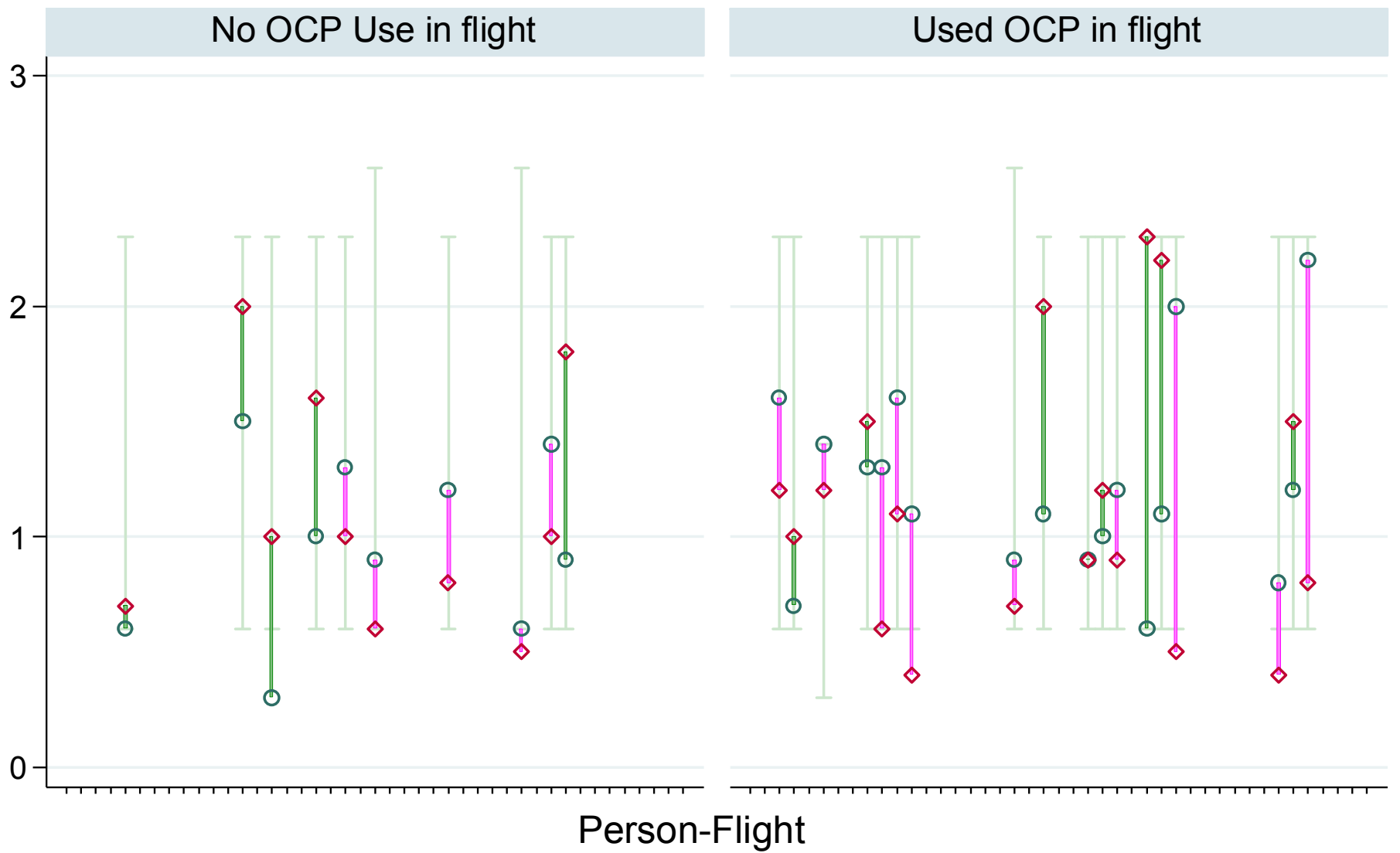


○ Transferrin (%) Saturation Preflight ◇ Transferrin (%) Saturation Postflight

Green bars indicate increases post-flight relative to pre
 Purple bars indicate decreases post-flight relative to pre



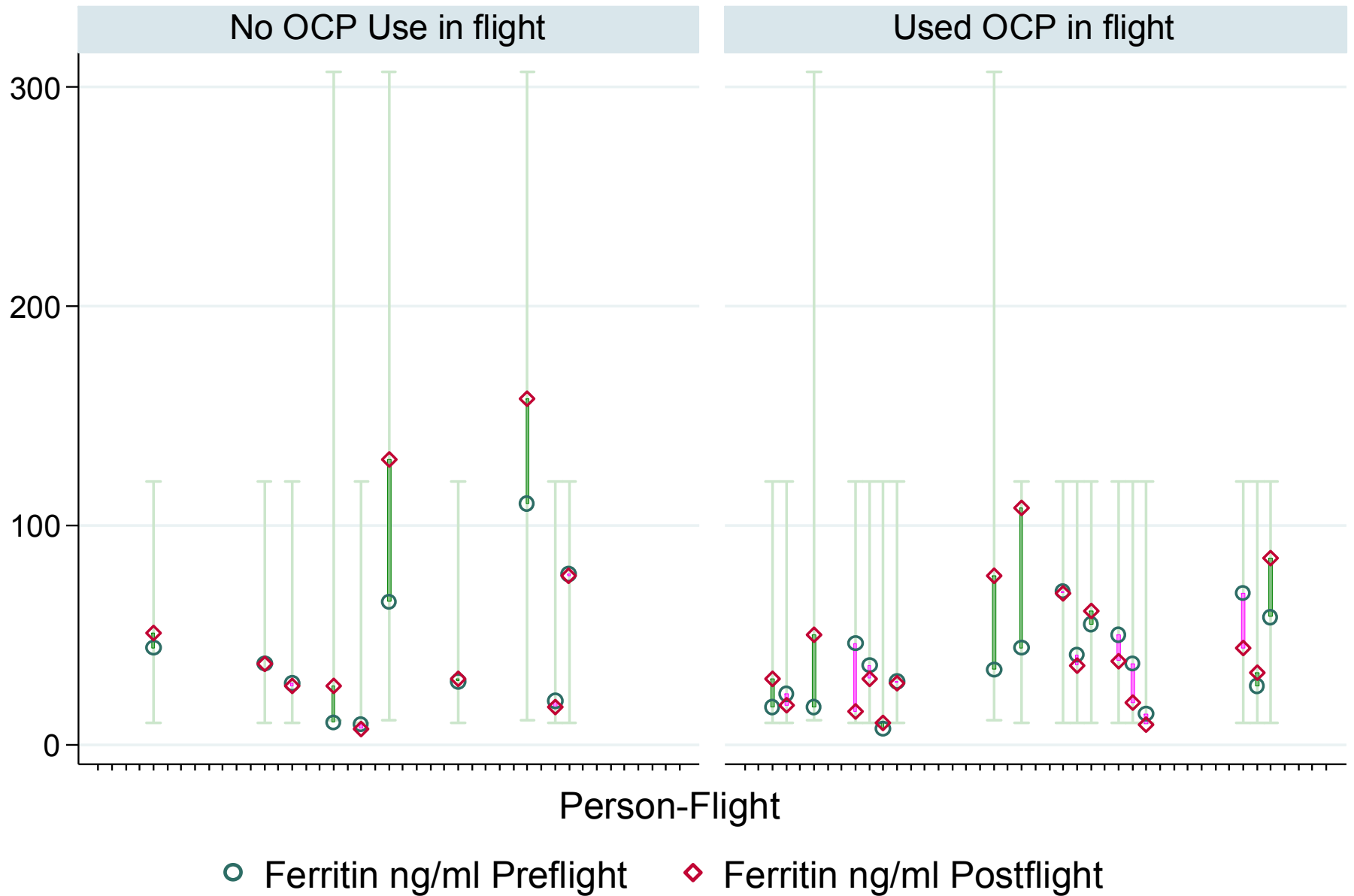
Green bars indicate increases post-flight relative to pre
 Purple bars indicate decreases post-flight relative to pre




○ Reticulocyte Count (%) Preflight

◇ Reticulocyte Count (%) Postflight

Green bars indicate increases post-flight relative to pre
 Purple bars indicate decreases post-flight relative to pre




Green bars indicate increases post-flight relative to pre
 Purple bars indicate decreases post-flight relative to pre



Discussion

- Current menstrual suppression regimes could be adapted to LARC use +/- estrogen add-back
- Additional risk factors for astronaut population could include:
 - Lack of lower limb activity
 - Levels of dehydration and red cell lysis
 - Stress as an immunosuppressant
 - Radiation impacts
- Exercise mitigation strategies
- Compression stockings post-flight
- Longer duration missions and their impact




CONTACT DETAILS

DR VARSHA JAIN
ACADEMIC CLINICAL FELLOW (OB/GYN)
HONORARY RESEARCH ASSOCIATE

EMAIL: VARSHA.JAIN@KCL.AC.UK







Acknowledgements

This project would not have been possible without:


- Virginia Wotring
- Rob Ploutz-Snyder
- Richard Jennings
- Ellen Baker
- Michele Blackwell
- Serena Aunon
- Mike Barratt
- Pam Baskin
- Jackie Charvat and LSAH team
- Janine Bolton
- Team at USRA



www.nasa.gov



Back Up Slides



COC Side Effects


Serious adverse reactions are arterial and venous thromboembolism. In addition, the following undesirable effects have been reported in users of COCs such as Microgynon 30, although the causal relationships have not been confirmed:

System Class	Organ	Common (≥ 1/100)	Uncommon (≥ 1/1000 and < 1/100)	Rare (< 1/1000)
Eye Disorders				Contact lens intolerance
Gastrointestinal Disorders		Nausea, abdominal pain	Vomiting, diarrhoea	
Immune System Disorders				Hypersensitivity
Investigations		Weight increased		Weight decreased
Metabolism and Nutrition Disorders			Fluid retention	
Nervous System Disorders		Headache	Migraine	
Psychiatric Disorders		Depressed mood, altered mood	Decreased libido	Increased libido
Reproductive System and Breast Disorders		Breast pain, breast tenderness	Breast hypertrophy	Vaginal discharge, breast discharge
Skin and Subcutaneous Tissue Disorders			Rash, urticaria	Erythema nodosum, erythema multiforme
Vascular disorders				Venous and arterial thromboembolic events **

Very Common (≥1/10)
 Common (≥1/100 to <1/10)
 Uncommon (≥1/1000 to <1/100)
 Rare (≥1/10000 to <1/1000)

** - Estimated frequency, from epidemiological studies encompassing a group of combined oral contraceptives.

- 'Venous and arterial thromboembolic events' summarizes the following Medical Entities: Peripheral deep venous occlusion, thrombosis and embolism/Pulmonary vascular occlusion, thrombosis, embolism and infarction/Myocardial infarction/Cerebral infarction and stroke not specified as hemorrhagic



Mirena Side Effects


Table 1: Adverse reactions reported in clinical trials with MIRENA

System Organ Class	Very Common	Common	Uncommon	Rare
Psychiatric Disorders		Depressed mood Depression Nervousness Decreased libido	Altered mood	
Nervous System Disorders	Headache	Migraine		
Gastrointestinal Disorders	Abdominal /pelvic pain	Nausea	Abdominal distension	
Skin and Subcutaneous Tissue Disorders		Acne Hirsutism	Alopecia Pruritis Eczema	Rash Urticaria
Musculoskeletal, Connective Tissue and Bone Disorders		Back pain**		
Reproductive System and Breast Disorders	Bleeding changes including increased and decreased menstrual bleeding, spotting, oligomenorrhoea and amenorrhoea Vulvovaginitis* Genital discharge*	Upper genital tract infection Ovarian cyst Dysmenorrhoea Breast tenderness Breast pain** Intra-uterine contraceptive device expulsion (complete and partial)	Cervicitis/ Papanicolaou smear normal, class II	Uterine perforation
General Disorders and Administration Site Conditions			Oedema	
Investigations		Weight increased		

Very Common ($\geq 1/10$)
 Common ($\geq 1/100$ to $< 1/10$)
 Uncommon ($\geq 1/1000$ to $< 1/100$)
 Rare ($\geq 1/10000$ to $< 1/1000$)

The most appropriate MedDRA term is used to describe a certain reaction and its synonyms and related conditions.

* Endometrial prevention trials: "common"
 ** Endometrial prevention trials: "very common"



Hormonal Implant Side Effects

System Organ Class	Adverse reaction in MedDRA Term ¹		
	Very Common > 1/10	Common < 1/10, ≥ 1/100	Uncommon <1/100, ≥ 1/1000
Infections and infestations	vaginal infection		pharyngitis, rhinitis, urinary tract infection
Immune system disorders			hypersensitivity
Metabolism and nutritional disorders		decreased appetite	
Psychiatric disorders		affect lability, depressed mood, nervousness, libido decreased	anxiety, insomnia
Nervous system disorders	headache	dizziness	migraine, somnolence
Vascular disorders		hot flush	
Gastrointestinal disorders		abdominal pain, nausea, flatulence	vomiting, constipation, diarrhoea
Skin and subcutaneous tissue disorders	acne	alopecia	hypertrichosis, rash, pruritus
Musculoskeletal and connective tissue disorders			back pain, arthralgia, myalgia, musculoskeletal pain
Renal and urinary disorders			dysuria
Reproductive system and breast disorders	breast tenderness, breast pain, menstruation irregular	dysmenorrhoea, ovarian cyst	genital discharge, vulvovaginal discomfort, galactorrhoea, hypertrophy breast, pruritus genital
General disorders and administration site condition		implant site pain, implant site reaction, fatigue	pyrexia, oedema
Investigations	Weight increased	Weight decreased	

Very Common (≥1/10)
 Common (≥1/100 to <1/10)
 Uncommon (≥1/1000 to <1/100)
 Rare (≥1/10000 to <1/1000)

¹The most appropriate MedDRA term (version 8.0) to describe a certain adverse reaction is listed. Synonyms or related conditions are not listed, but should be taken into account as well.