



US009067385B2

(12) **United States Patent**
Kang et al.

(10) **Patent No.:** **US 9,067,385 B2**
 (45) **Date of Patent:** **Jun. 30, 2015**

(54) **HIGH KINETIC ENERGY PENETRATOR SHIELDING AND HIGH WEAR RESISTANCE MATERIALS FABRICATED WITH BORON NITRIDE NANOTUBES (BNNTS) AND BNNT POLYMER COMPOSITES**

2264/107 (2013.01); B32B 2307/554 (2013.01);
 B32B 2307/558 (2013.01); B82Y 30/00
 (2013.01); F41H 5/0414 (2013.01); F41H
 5/0442 (2013.01); F41H 5/0471 (2013.01)

(75) Inventors: **Jin Ho Kang**, Newport News, VA (US);
Cheol Park, Yorktown, VA (US);
Godfrey Sauti, Hampton, VA (US);
Michael W. Smith, Newport News, VA
 (US); **Kevin C. Jordan**, Newport News,
 VA (US); **Sharon E. Lowther**,
 Hampton, VA (US); **Robert George**
Bryant, Lightfoot, VA (US)

(58) **Field of Classification Search**
 USPC 156/324, 325; 524/404; 977/762
 See application file for complete search history.

(56) **References Cited**

U.S. PATENT DOCUMENTS

2008/0209818 A1* 9/2008 Belnap et al. 51/307
 2009/0221734 A1* 9/2009 Kuwahara et al. 524/404

(73) Assignees: **Jefferson Science Associates, LLC**,
 Newport News, VA (US); **The United**
States of America as represented by
the Administrator of NASA,
 Washington, DC (US)

FOREIGN PATENT DOCUMENTS

WO WO 2004072321 * 8/2004 C23C 14/34

Primary Examiner — Michael N Orlando

(74) *Attorney, Agent, or Firm* — Kimberly A. Chasteen

(*) Notice: Subject to any disclaimer, the term of this
 patent is extended or adjusted under 35
 U.S.C. 154(b) by 341 days.

(57) **ABSTRACT**

Boron nitride nanotubes (BNNTs), boron nitride nanoparticles (BNNPs), carbon nanotubes (CNTs), graphites, or combinations, are incorporated into matrices of polymer, ceramic or metals. Fibers, yarns, and woven or nonwoven mats of BNNTs are used as toughening layers in penetration resistant materials to maximize energy absorption and/or high hardness layers to rebound or deform penetrators. They can be also used as reinforcing inclusions combining with other polymer matrices to create composite layers like typical reinforcing fibers such as Kevlar®, Spectra®, ceramics and metals. Enhanced wear resistance and usage time are achieved by adding boron nitride nanomaterials, increasing hardness and toughness. Such materials can be used in high temperature environments since the oxidation temperature of BNNTs exceeds 800° C. in air. Boron nitride based composites are useful as strong structural materials for anti-micrometeorite layers for spacecraft and space suits, ultra strong tethers, protective gear, vehicles, helmets, shields and safety suits/helmets for industry.

(21) Appl. No.: **13/136,216**

(22) Filed: **Jul. 26, 2011**

(65) **Prior Publication Data**

US 2012/0186742 A1 Jul. 26, 2012

Related U.S. Application Data

(60) Provisional application No. 61/400,320, filed on Jul.
 26, 2010.

(51) **Int. Cl.**

C09J 5/00 (2006.01)

C04B 37/00 (2006.01)

C08K 3/00 (2006.01)

B32B 5/26 (2006.01)

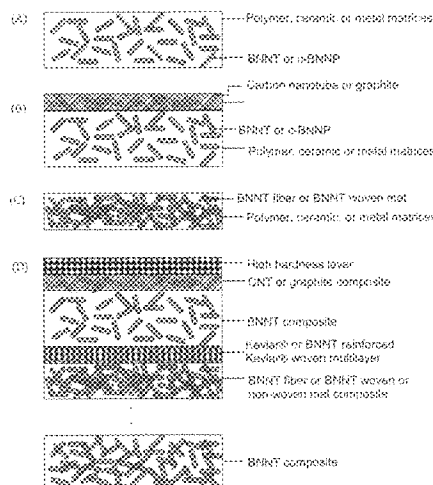
F41H 5/04 (2006.01)

B82Y 30/00 (2011.01)

(52) **U.S. Cl.**

CPC **B32B 5/26** (2013.01); **B32B 2260/046**
 (2013.01); **B32B 2262/0269** (2013.01); **B32B**

2 Claims, 7 Drawing Sheets



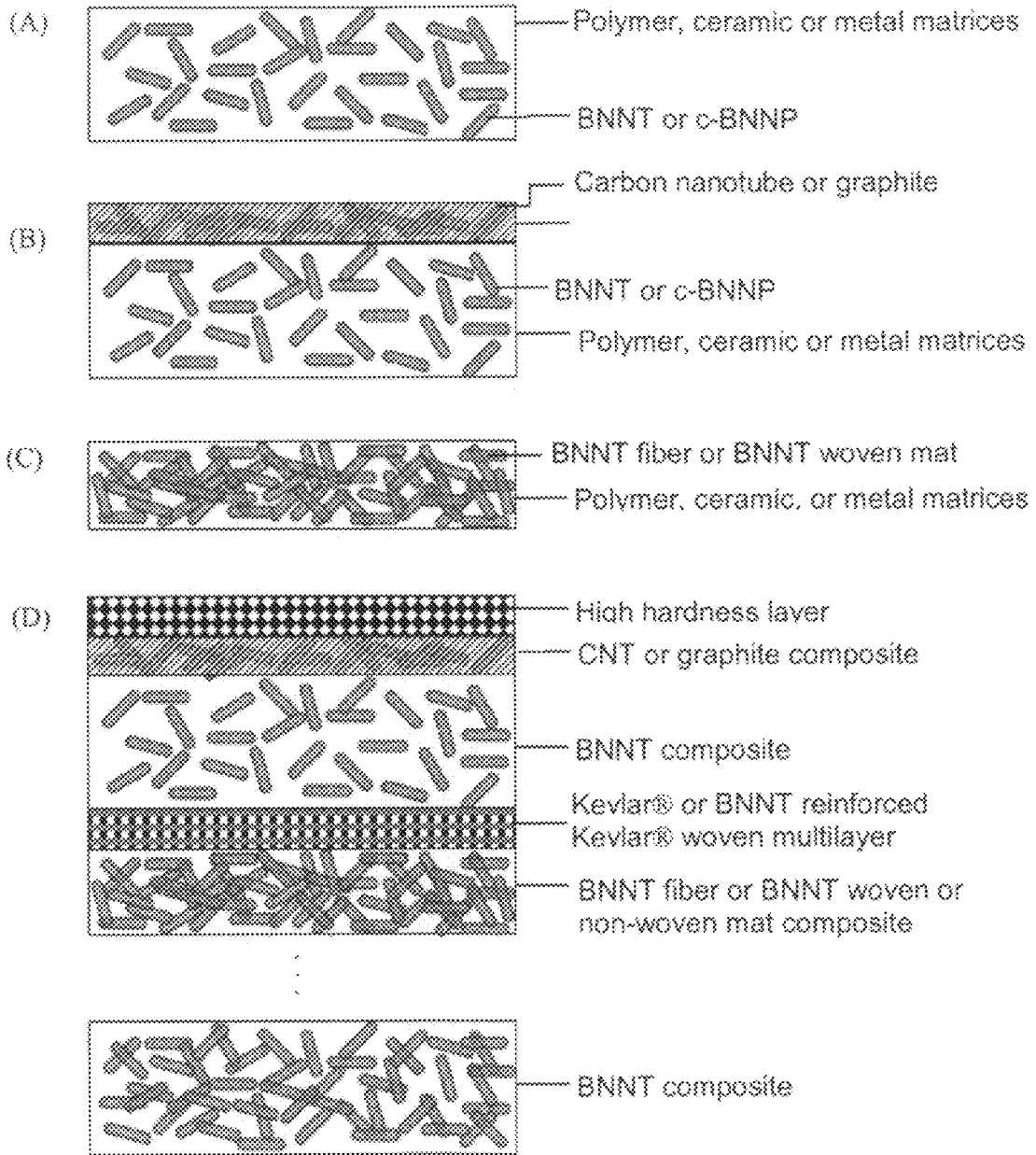


Figure 1

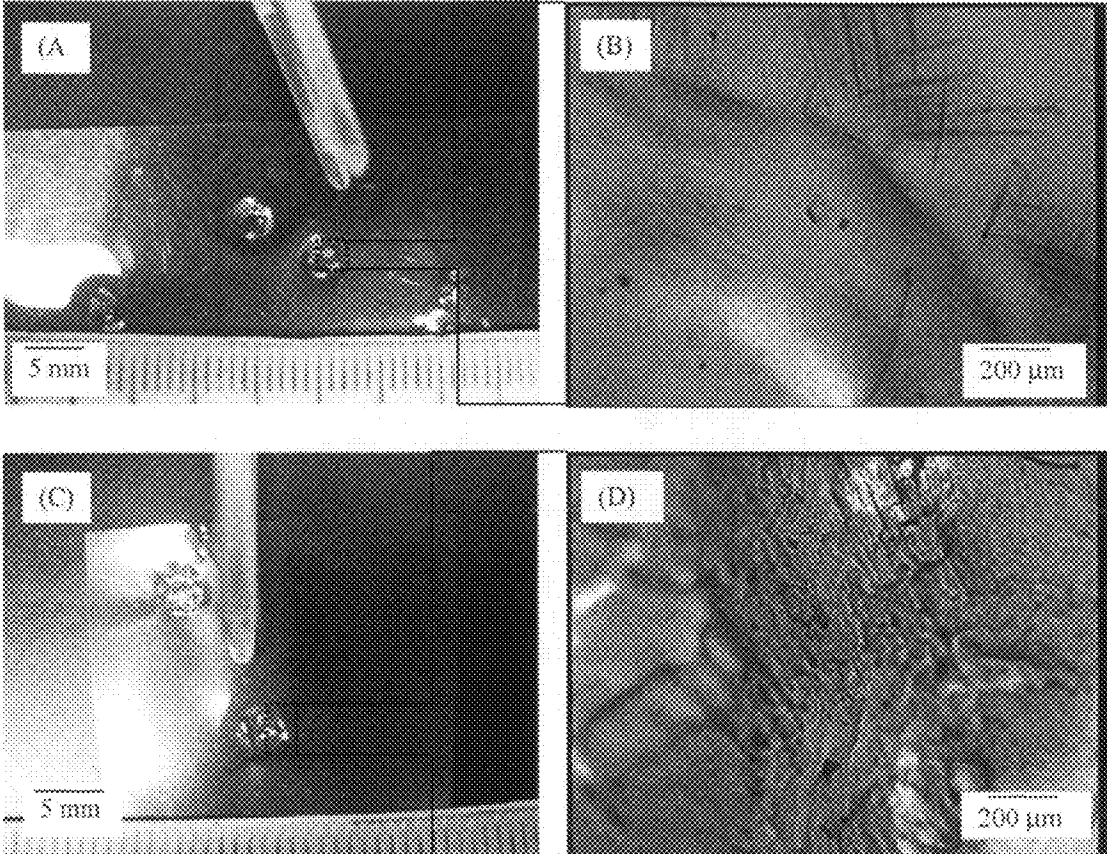


Figure 2

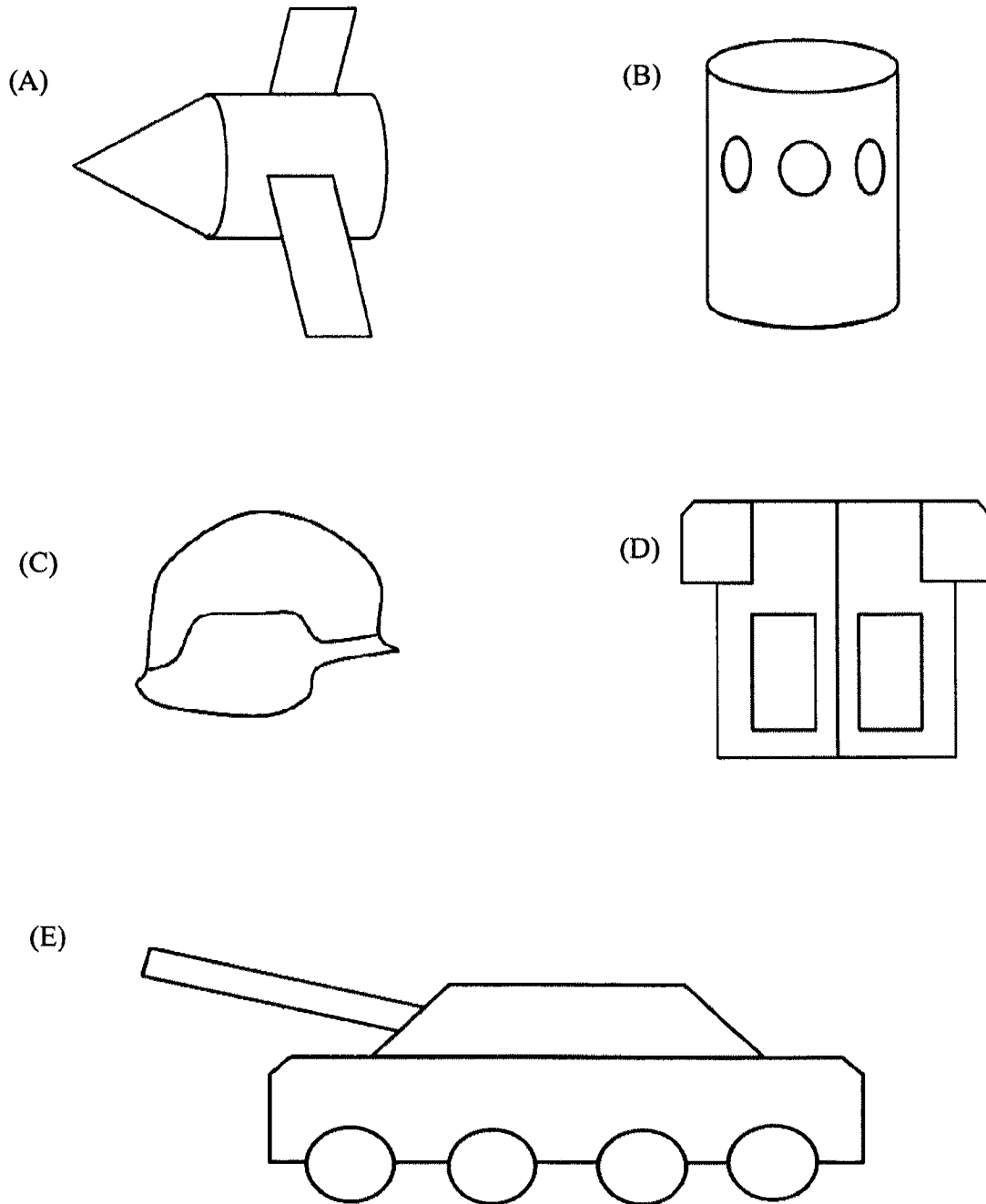


Figure 3

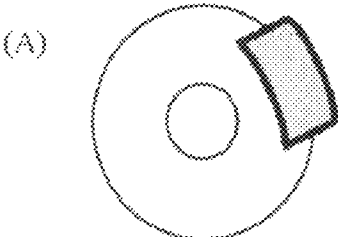


Figure 4A




Figure 4B

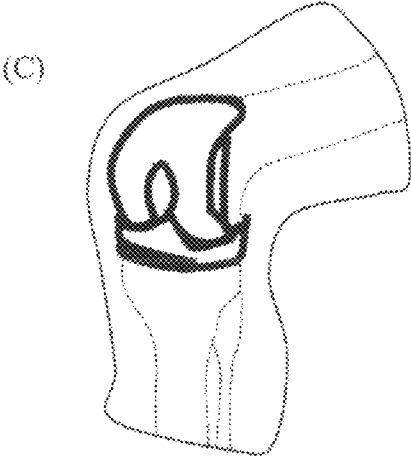


Figure 4C

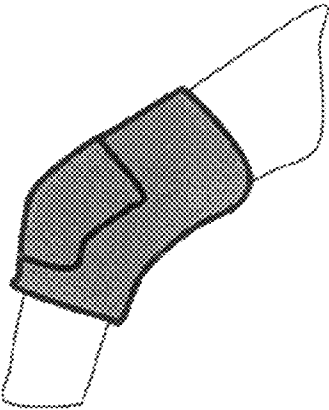


Figure 4D

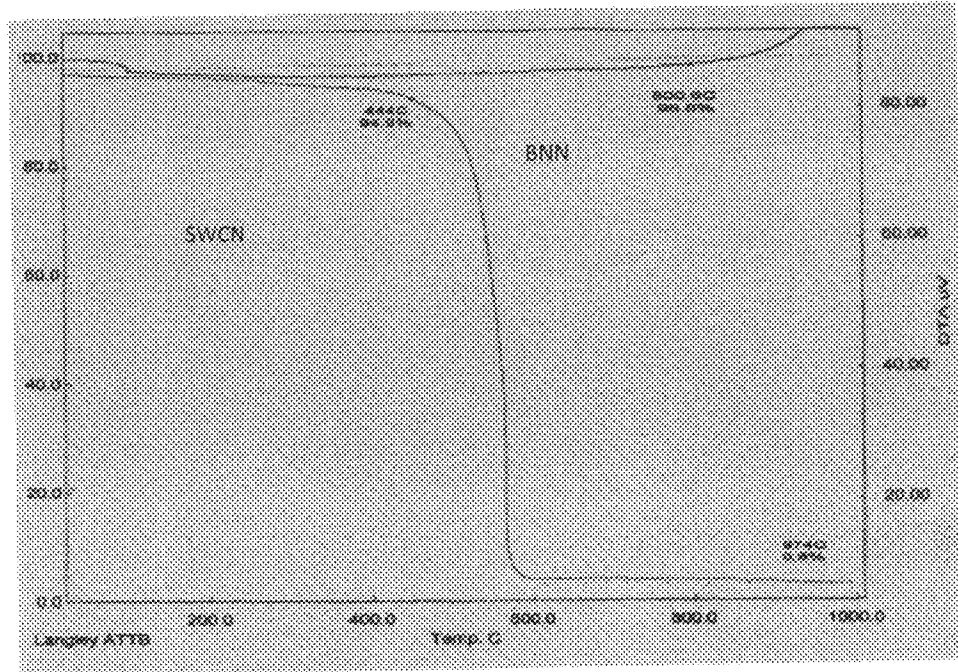


FIG. 5A

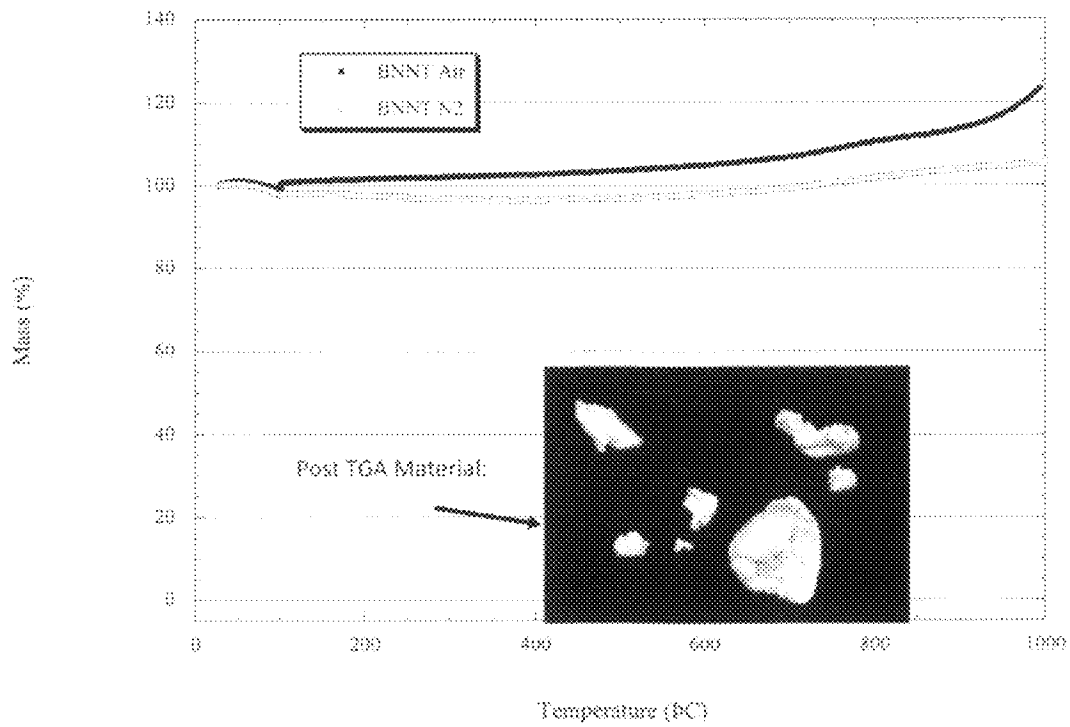


FIG. 5B

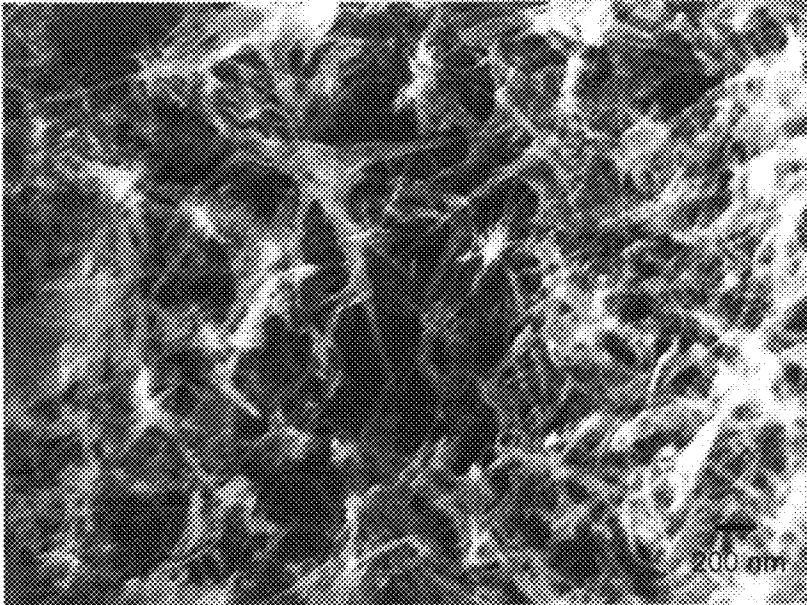


FIG. 5C

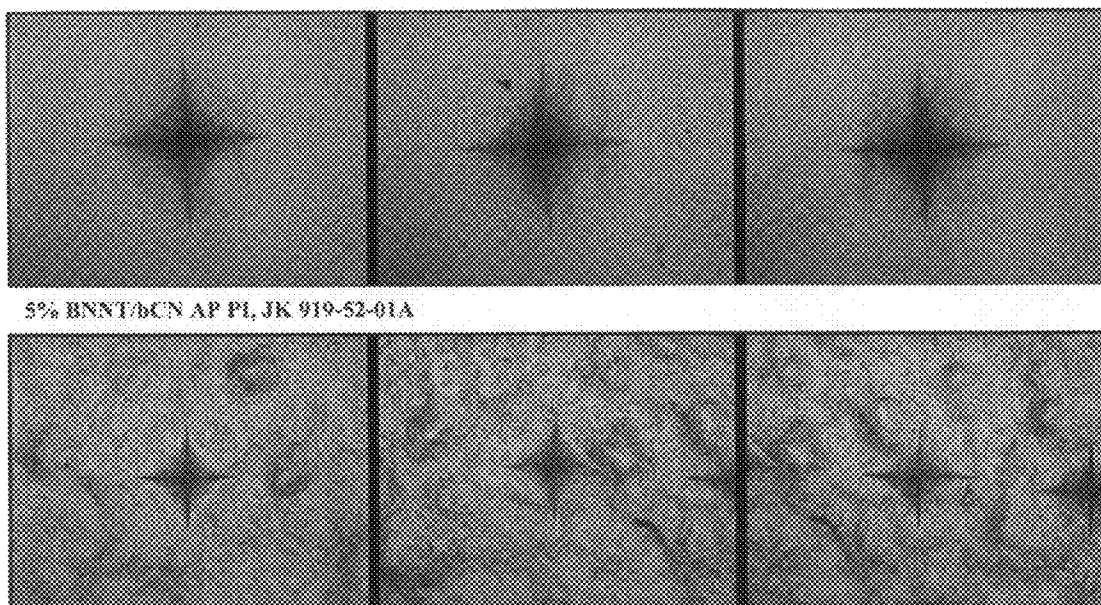


Figure 6

1

**HIGH KINETIC ENERGY PENETRATOR
SHIELDING AND HIGH WEAR RESISTANCE
MATERIALS FABRICATED WITH BORON
NITRIDE NANOTUBES (BNNTS) AND BNNT
POLYMER COMPOSITES**

CROSS REFERENCE TO RELATED
APPLICATION

This application claims the benefit of U.S. Provisional Application No. 61/400,320 filed on Jul. 26, 2010 for "High kinetic energy penetrator shielding and high wear resistance materials fabricated with boron nitride nanotubes (BNNTs) and BNNT polymer composites."

STATEMENT REGARDING FEDERALLY
SPONSORED RESEARCH OR DEVELOPMENT

The U.S. Government has a paid-up license in this invention and the right in limited circumstances to require the patent owner to license others on reasonable terms, as provided for by the terms of Contract NCC-1-02043 awarded by the National Aeronautics and Space Administration.

BACKGROUND OF THE INVENTION

1. Field of the Invention

The present invention relates to impact and wear resistant material, and, more particularly to impact and wear resistant material fabricated with boron nitride nanotubes (BNNTs).

2. Description of Related Art

Micrometeoroids develop very high kinetic energies as they travel through space and pose a significant hazard to spacecraft and astronauts. The velocities of the micrometeorites can reach 20 kilometers per second prior to impact on the lunar surface [Eagle Engineering Incorporated, "Lunar Base Environment Report", Kennedy Space Center, July, 1989]. Therefore an improved protective system utilizing new materials is needed to effectively shield space vehicles and structures against high kinetic energy penetrators as well as to provide penetration resistant space suits. In addition, new lightweight, conformable body armor for protection against high kinetic energy penetrators such as bullets and shrapnel, whilst providing increased mobility, has been sought for accomplishing successful missions on the modern battlefield.

Some materials have been considered for protection against high-speed penetrating impacts. Both non-metallic and metallic materials are often used for the protection. The non-metallic protective materials include Aramid (Kevlar®), ultra high molecular weight polyethylene (Spectra®), Mylar®, Fiberglass, Nylon, Nomex®, or ceramic composite plates [W. J. Perciballi, U.S. Pat. No. 6,408,733]. Carbon nanotubes and their composites have been suggested well [K. Mylvaganam and L. C. Zhang, "Ballistic resistance capacity of carbon nanotubes," *Nanotechnology*, 47, 475701 (2007)]. The metallic protective materials include titanium and steel. Some of these materials have been proven to be highly protective against the high kinetic energy penetrators [F. J. Stimler, "System Definition Study of Deployable Non-metallic Space Structures", Goodyear Aerospace Corporation, Report No. GAC 19-1615; NASA Contract NAS8-35498, June 1984].

Materials manufactured from heavy inorganic materials (metals and ceramics) have been used to achieve materials for use in environments where wear-resistant qualities are required.

2

State-of-the-art polymeric protective materials such as Kevlar® and Spectra® show poor thermal stability. The metallic or ceramic protective materials are very heavy, resulting in increased launch costs for space applications. Due to weight restrictions, these materials cannot be used in new space vehicle/structure concepts such as inflatable habitats and solar sails. Body armor fabricated with these materials provides little comfort and greatly restricts the wearer's mobility; as a result its use is often limited primarily to body torso protection.

Although carbon nanotubes are useful in high temperature environments up to 400° C., they oxidize and burn at temperatures above 400° C. so alternate materials are sought for use in environments experiencing temperatures above 400° C. As shown in FIG. 5, BNNT materials have significant advantages in such high-temperature environments.

In certain applications, heavy, inorganic metals are used to achieve high wear resistance. Such metals increase the weight and reduce the efficiency of the apparatus.

In recent years, anti-penetration materials have been more and more widely used for protective apparel, bullet-proof vests, and micrometeoroid and orbital debris protection layers for space suits as well as space vehicles and structures.

In order to maximize the protection ability of a material against high kinetic energy penetrators, the following two major material properties should be considered: (1) high hardness for rebounding and/or gross mechanical deformation of the penetrator; and (2) high toughness for effective energy absorption during the mechanical deformation (and heat) of the protecting materials.

It is a primary aim of the present invention to provide a lightweight high kinetic energy penetration protection material fabricated with boron nitride nanotubes (BNNTs) and BNNT composites to maximize the energy absorption in the course of mechanical deformation, and heat, of the protecting materials under an impact.

It is an object of the invention to provide a lightweight high kinetic energy penetrator protection material fabricated with high hardness particles, such as boron nitride based nanoparticles (BNP) and BNP composites, to maximize rebounding of the penetrator or for gross mechanical deformation of the penetrator.

It is an object of the invention to provide materials having high wear resistance, and thus prolonged usage time of such materials under harsh abrasive conditions, such as battlefields and space environments, by improving hardness and toughness through the use of boron nitride nanomaterials.

It is an object of the invention to provide a lightweight high kinetic energy penetrator protection material fabricated with carbon nanotubes (CNTs), graphites, graphene oxides and their composites to maximize the energy absorption via mechanical deformation (and heat) of the protective materials.

It is an object of the invention to provide lightweight, high wear resistance materials fabricated with boron nitride nanotubes (BNNTs), boron nitride based nanoparticles (BNPs), boron-carbon-nitride nanotube ($B_xC_yN_z$ nanotubes), carbon nanotubes (CNTs), graphites, and their composites to prolong the usage time at a severe abrasion condition.

It is an object of the invention to provide a lightweight, ultra hard and tough BNNT fiber/woven/non-woven composite mat for flexible armor.

It is an object of the invention to provide a lightweight, high kinetic energy penetrator protection material fabricated with boron nitride nanotubes (BNNTs), boron nitride nanoparticles (BNPs), boron-carbon-nitride nanotubes ($B_xC_yN_z$ nanotubes), carbon nanotubes (CNTs), graphites, graphene

oxides, metal coated nano-inclusions, metal particles and their composites to minimize a locally concentrated heating damage via increasing thermal conductivity.

It is a further object of the invention to provide a light-weight, ultra hard and tough BNNT fiber/woven/non-woven composite mat for space suit layers and deployable space craft/space craft systems.

Finally, it is an object of the present invention to accomplish the foregoing objectives in a simple and cost effective manner.

The above and further objects, details and advantages of the invention will become apparent from the following detailed description, when read in conjunction with the accompanying drawings.

SUMMARY OF THE INVENTION

The present invention addresses these needs by providing a method for forming a method for manufacturing an impact resistant material by synthesizing a boron containing nanomaterial/polymer material from a boron containing nanomaterial and a matrix by controlled dispersion of the boron containing nanomaterial into the matrix. The synthesized material is then applied to an object to be protected from impact. The boron containing nanomaterial is boron nitride nanotubes (BNNTs), boron nitride nanoparticles (BNPs), boron-carbon-nitride nanotubes ($B_xC_yN_z$ nanotubes), carbon nanotubes (CNTs), graphites, graphene oxides, metal coated nano-inclusions, metal particles, or composites thereof. The matrix is preferably provided with additional hardness by adding cubic boron nitride nanoparticles (c-BBNP), boron carbides, silicon carbide, titanium alloys or zirconia. The shape of the boron containing nanomaterial is preferably nanotubes, nanosheets, nanoribbons, nanoparticles, nanorods, nanoplatelets, nanocages, nanosprings, or nanomulti-pods. The boron containing nanomaterial is preferably homogeneously dispersed into the matrix. The boron containing nanomaterial is preferably synthesized by in-situ polymerization under simultaneous shear and sonication. The matrix is preferably synthesized from a hydrogen containing polymer, a hydrogen containing monomer, or a combination thereof. Other alternatives for synthesis of the matrix are a boron containing polymer, a boron containing monomer, and a combination thereof; or a nitrogen containing polymer, a nitrogen containing monomer, and a combination thereof. The concentration of boron nitride in the matrix is preferably between 0% and 5% by weight and most preferably is 5% by weight. The boron containing nanomaterial may comprise boron, nitrogen, carbon and hydrogen. The synthesized material may be in the form of a fiber which may be incorporated into fabric. Further, the synthesized fiber may be incorporated into a mat. Additionally, a polymer, a ceramic, and a metal may be infused into the fibers. The matrix may be a polymer matrix or a ceramic matrix. A method for manufacturing a multi-layer impact resistant material includes synthesizing a first layer of boron containing nanomaterial/polymer material from a BNNT and a matrix by controlled dispersion of the boron containing nanomaterial into the matrix and synthesizing a second layer of boron containing nanomaterial/polymer material from a carbon nanotube (CNT) and a matrix by controlled dispersion of the boron containing nanomaterial into the matrix. A multi-layered composite film is formed from the synthesized first and second layers, infused with polyurethane (PU), polyimide, polyethylene, aromatic polyamide, epoxy, phenol formaldehyde, or polyester resins; and then the synthesized film is applied to an object to be pro-

ected from impact. Finally, the methods described herein provide, in addition to impact resistant materials, wear resistant materials.

BRIEF DESCRIPTION OF THE DRAWINGS

A more complete description of the subject matter of the present invention and the advantages thereof, can be achieved by reference to the following detailed description by which reference is made to the accompanying drawings in which:

FIGS. 1A through 1D show a schematic diagram of high kinetic energy penetrator protection materials made according to the present invention: (A) BNNT or cubic-Boron Nitride Nano Particle (c-BBNP) composite; (B) BNNT or c-BBNP composite and CNT or graphite composite multi-layer; (C) BNNT fiber or BNNT woven or non-woven mat composite; (D) high hardness and high toughness multilayer composite;

FIGS. 2A through 2D show impact damaged images: (A) photo taken by a digital camera of a control sample and (B) optical microscope image of a control sample; (C) photo taken by a digital camera of a BNNT reinforced sample according to the present invention and (D) optical microscope image of a BNNT reinforced sample according to the present invention;

FIGS. 3A-3E show applications for anti-high kinetic energy penetrator protecting composites according to the present invention: (A) spacecraft, (B) space-habitat, (C) helmet, (D) body armor and (E) vehicle armor;

FIGS. 4A-4D show the present invention as used in applications requiring high wear resistance materials: (A) brake pad, (B) gears, (C) knee joint replacement prostheses and (D) protection pads; and

FIG. 5 shows a Thermogravimetric Analysis (TGA) of CNT and BNNT; and

FIG. 6 shows the results of a Nanoindentation Vickers Hardness Test of BNNT composites.

DETAILED DESCRIPTION OF THE PREFERRED EMBODIMENT

The following detailed description is of the best presently contemplated mode of carrying out the invention. This description is not to be taken in a limiting sense, but is made merely for the purpose of illustrating general principles of embodiments of the invention. The embodiments of the invention and the various features and advantageous details thereof are more fully explained with reference to the non-limiting embodiments and examples that are described and/or illustrated in the accompanying drawings and set forth in the following description. It should be noted that the features illustrated in the drawings are not necessarily drawn to scale, and the features of one embodiment may be employed with the other embodiments as the skilled artisan recognizes, even if not explicitly stated herein. Descriptions of well-known components and techniques may be omitted to avoid obscuring the invention. The examples used herein are intended merely to facilitate an understanding of ways in which the invention may be practiced and to further enable those skilled in the art to practice the invention. Accordingly, the examples and embodiments set forth herein should not be construed as limiting the scope of the invention, which is defined by the appended claims. Moreover, it is noted that like reference numerals represent similar parts throughout the several views of the drawings.

Recently a novel material, boron nitride nanotube (BNNT), has been developed, which possesses high strength-

to-weight ratio, high temperature resistance (above 800° C. in air), piezoelectricity, and radiation shielding capabilities [A. Rubio et al, *Phys. Rev. Lett.* 49, 5081 (1994); N. G Chopra et al, *Science*, 269, 966 (1995)]. The superior mechanical (hardness and toughness) and thermal (stability and conductivity) properties of these BNNTs make them an ideal material to develop a novel lightweight and high performance anti-penetrator material. They also provide excellent wear properties because of their unique high hardness, aspect ratio, and toughness, especially at elevated temperatures up to 900° C. Recently, a new and conceptually simple method of producing extraordinarily long, highly crystalline BNNTs was demonstrated. M. W. Smith et al., US Patent Application Pub 2009/0117021, M. W. Smith et al, *Nanotechnology*, 20, 505604 (2009), Continuation-In-Part application Ser. No. 12/322,591 filed Feb. 4, 2009 for Apparatus for the Production of Boron Nitride Nanotubes and Continuation-In-Part application Ser. No. 12/387,703 filed May 6, 2009 for Boron Nitride Nanotube Fibrils and Yarns, all of which are incorporated herein by reference in their entireties, describe such materials. Co-pending U.S. patent application Ser. No. 13/068,329 filed May 9, 2011, entitled "Neutron and Ultraviolet Shielding Films Fabricated Using Boron Nitride Nanotubes and Boron Nitride Nanotube Polymer Composites", describing the manufacture of radiation shielding films fabricated using boron nitride nanotubes and boron nitride nanotube polymer composites, and Co-pending U.S. patent application Ser. No. 12/278,866 filed Oct. 13, 2010, entitled "Energy Conversion Materials Fabricated with Boron Nitride Nanotubes (BNNTs) and BNNT Polymer composites", describing actuators and sensors fabricated with boron nitride nanotubes (BNNTs) and BNNT polymer composites, are also incorporated herein by reference in their entireties. Effective toughening efficacy of using nanotubular inclusions has been reported (Nanotubular Toughening Inclusions, Park et al, U.S. patent application Ser. No. 13/032,045, filed 2011 (LAR 17088); C. Lovell, K. E. Wise, J.-W. Kim, P. T. Lillehei, J. S. Harrison, C. Park, "Thermodynamic Approach to Enhanced Dispersion and Physical Properties in a Carbon Nanotube/Polypeptide Nanocomposite" *Polymer*, 50, 1925 (2009) (see page 1931 left column))

First, a BNNT/polymer nanocomposite film was synthesized to evaluate its properties as an anti-penetrator material. A high temperature polyimide was synthesized from a diamine, 2,6-bis(3-aminophenoxy) benzonitrile ((β -CN) APB), and a dianhydride, pyromellitic dianhydride (PMDA), and used as a matrix for this invention. The concentrations of BNNTs in the polyimide were 0 and 5 wt %. A schematic of the BNNT/polymer nanocomposite structure is shown in FIG. 1 (a). The hardness of the BNNT/polymer nanocomposites was measured by a microindentation method and the thermal conductivity of the nanocomposites was measured with Netzsch 457 Laser Flash Apparatus (Table 1). The loading force, duration time and speed of the indentation were 500 gf (4.90 N), 10 seconds, and 10 μ m/s, respectively. While the hardness of the pristine polyimide was 24.3 \pm 0.7 kgf/mm² (238 \pm 7 MPa), that of the 5% BNNT doped polyimide composite was 49.8 \pm 7.6 kgf/mm²(488 \pm 75 MPa), showing 104.9% increase. Cubic boron nitride nanoparticles (c-BNNP), the second hardest material (Knoop hardness of 45 GPa) following diamond (Knoop hardness of 100 GPa), with superior thermal and chemical stability, may be added into matrices to secure superior hardness. Other hard materials such as boron carbides, silicon carbide, titanium alloys and zirconia can also be used as fillers. The enhanced hardness of the composite material provides an effective protecting capability against high kinetic energy penetrators by

rebounding and/or causing gross mechanical deformation of the penetrator. In addition, adding 5% BNNT into the polymer matrix increased thermal conductivity by about 140% (Table 1). The increased thermal conductivity helps to reduce locally concentrated heating damage from the impact of high kinetic energy penetrators. The increased thermal conductivity along with the high thermal stability (>800° C. in air) helps to reduce a locally concentrated heating damage from the impact of high kinetic energy penetrators. Lightweight high kinetic energy penetrator protection material fabricated with boron nitride nanotubes (BNNTs), boron nitride nanoparticles (BNPs), boron-carbon-nitride nanotube (B_xC_yN_z nanotubes), carbon nanotubes (CNTs), graphites, graphene oxides, metal coated nano-inclusions, metal particles and their composites minimizes locally concentrated heating damage via increasing thermal conductivity.

TABLE 1

Microindentation hardness and thermal conductivity of pristine and BNNT reinforced polymer composite		
Sample	Hardness (kgf/mm ²)	Thermal Conductivity W/(m · K)
Pristine PI	24.3 \pm 0.7	0.132 \pm 0.004
BNNT reinforced PI	49.8 \pm 7.6 (104.9% increase)	0.319 \pm 0.029 (140% increase)

A multi-layered composite film was fabricated using BNNT and carbon nanotube (CNT) layers infused with polyurethane (PU) resin as shown in FIG. 1 (b). Table 2 shows the mechanical properties of the multi-layered composite film prepared. The elastic modulus of the pristine PU was only 60.9 MPa, but that of the multi-layered composite was 756.9 MPa, showing increase of 1143.8%. The increased modulus of the BNNT/CNT composite promises the increase of toughness before fracture, which is another critical property for the anti-penetrator protection in addition to the high hardness.

TABLE 2

Mechanical properties of pristine and BNNT reinforced polymer composite				
Sample	Young's Modulus (MPa)	Maximum Tensile Stress (MPa)	Tensile Stress at Break (MPa)	Tensile Strain at Break (%)
Pristine PU	60.9	17.7	17.7	338.7
BNNT reinforced PU multilayer	756.9 (1143.8% increase)	14.7	13.0	3.2

BNNT fibers or BNNT woven or non-woven mats can be used for the protection layer. Infusing a polymer, ceramic, or metal into the BNNT fibers or mats can increase the mechanical strength further (FIG. 1 (c)). A multi-layered composite containing both high hardness and high toughness layers can greatly enhance the anti-penetration protection and increase the wear resistance. A schematic of a multi-layered composite is shown in FIG. 1 (d). The top high hardness layer consisting of BNNT, c-BNNP or other high hardness materials provides initial protection against penetrators by bouncing or deforming them. The combination of various toughened layers such as a Kevlar® fabric (mat), BNNT reinforced Kevlar® woven or non-woven mat, BNNT or CNT composite layer offers superior toughness enabling effective absorption of the impact energy. High temperature resistance of the BNNT fibers/woven/non-woven mats (>800° C.) as well as their high thermal conductivity can further improve the anti-penetrator

protection capability by dissipating thermal energy or heat very effectively without causing any loss of structural integrity. The high wear resistance can provide a durability of this protection material in harsh environments.

FIG. 2 shows an experimental result of an impact test by a potential energy method. All the target materials were pristine polyimide films. To observe the impact damage alleviation with BNNT composite, two different cover films for the targets were prepared: A control target specimen (pristine polyimide) was covered with two additional pristine polyimide films (FIGS. 2 (a) and (b)). To study the BNNT reinforcing effect, the other pristine polyimide target film was covered with a 2% BNNT/polyimide composite film and BNNT/CNT multi-layer film (FIGS. 2 (c) and (d)). The impact energy was 1.5 J for the BNNT reinforced film, corresponding to 0.27% of the US National Institute of Justice ballistic and slab documents (NIJ Standard-01101.06) type II protection limit energy (9 mm Parabellum Full Metal jacketed Round Nose (FMJ RN) bullet (8 g) at a velocity of 373 m/s). After impact, the cover films were removed, and images of each pristine and target film were taken. As shown in FIG. 2, the control target created sharp and deep impact damage marks (FIG. 2 (a)). On the other hand, the BNNT reinforced target generated wrinkled and shallow impact damage marks (FIG. 2 (c)). Optical microscopy images (FIGS. 2 (b) and (d)) showed a clear difference between the impact damages of the control target and the BNNT reinforced target. As also shown in FIG. 6, the BNNT reinforced target showed more wrinkled damage surface indicating that more energy was absorbed at the moment of impact.

FIG. 3 shows possible applications of the present invention. BNNT reinforced composite can be used for anti-high kinetic energy penetrator layer for spacecraft and space-habitat (FIGS. 3 (a) and (b)). Its possible uses include military and police applications such as helmets/shields, body armors and vehicle armors (FIG. 3 (c)-(e)).

In addition, the enhanced hardness and toughness using boron nitride nanomaterials promise high wear resistance. Thus, the enhanced wear resistance helps to prolong the usage time of anti-penetration material under harsh abrasive conditions, such as battlefields.

This material is an improvement for environments requiring a material having high wear-resistance characteristics for mechanical use such as brake pads, gears, vehicle tires,

microelectromechanical system (MEMS) components, medical use such as dental restorative materials, prostheses and/or replacement joints, and entertainment/sports uses such as protection pads (FIG. 4 (a)-(d)). The BN and BNNT materials also offer transparent armor/shields and transparent wear resistance coatings and materials.

Obviously, many modifications may be made without departing from the basic spirit of the present invention. Accordingly, it will be appreciated by those skilled in the art that within the scope of the appended claims, the invention may be practiced other than has been specifically described herein. Many improvements, modifications, and additions will be apparent to the skilled artisan without departing from the spirit and scope of the present invention as described herein and defined in the following claims.

What is claimed is:

1. A method for manufacturing an impact resistant material, comprising:

synthesizing a boron containing nanomaterial/polymer material from a boron containing nanomaterial, wherein the boron containing nanomaterial comprises boron, nitrogen, carbon and hydrogen, and a matrix by controlled dispersion of the boron containing nanomaterial into the matrix; and

applying the synthesized material to an object to be protected from impact.

2. A method for manufacturing, an impact resistant material, comprising:

synthesizing a first layer of boron containing nanomaterial/polymer material from a BNNT and a matrix by controlled dispersion of the boron containing nanomaterial into the matrix;

synthesizing a second layer of boron containing nanomaterial/polymer material from a carbon nanotube (CNT) and a matrix by controlled dispersion of the boron containing nanomaterial into the matrix;

forming a multi-layered composite film from the synthesized first and second layers, infused with, a material selected from the group consisting of polyurethane (PU), polyimide, polyethylene, aromatic polyamide, epoxy, phenol formaldehyde, and polyester resins; and applying the synthesized film to an object to be protected from impact.

* * * * *