



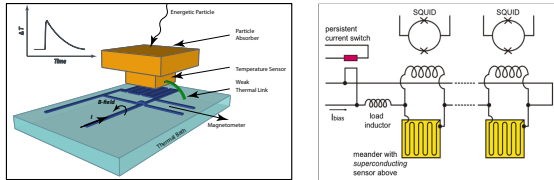
Heat Capacity and Thermal Conductance Measurements of a Superconducting/Normal Mixed State by Detection of Single 3 eV Photons in a Magnetic Penetration Thermometer

G1.55

T.R. Stevenson¹, M.A. Balvin¹, S.R. Bandler², K.L. Denis¹, S.-J. Lee², P.C. Nagler^{3,1}, S.J. Smith^{4,2}

¹ Detector Systems Branch, NASA Goddard Space Flight Center, Greenbelt, MD, USA
² X-ray Astrophysics Laboratory, NASA Goddard Space Flight Center, Greenbelt, MD, USA
³ Department of Physics, Brown University, Providence, RI, USA
⁴ University of Maryland Baltimore County, Baltimore, MD, USA

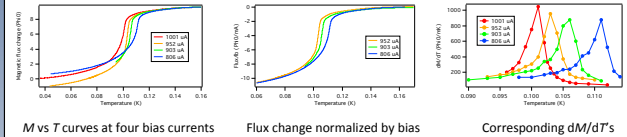
MPT operation



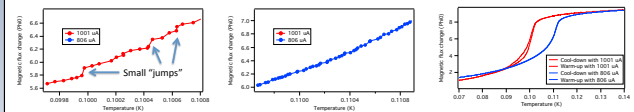
- A persistent current is trapped in the bias circuit above the T_c of aluminum wirebonds that connect each sensor to its associated SQUID.
- As we cool or warm through the MoAu sensor's superconducting transition, the inductance of the meander changes as the MoAu film expels or allows entry of flux, and we measure a current proportional to the sensor's magnetic response.
- MPTs give us a unique avenue to probe superconducting effects in MoAu films.

M vs T

- Four different bias currents (806 uA, 903 uA, 952 uA, 1001 uA)



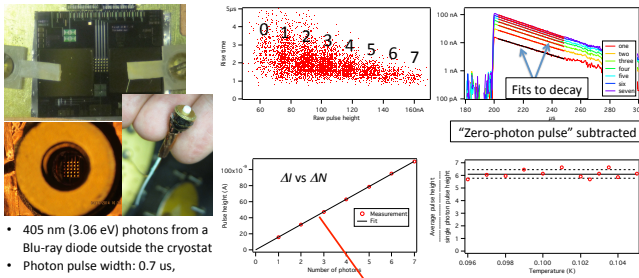
More jumps and more hysteresis at higher currents



C and G Measurements

- Using 3-eV photons from a Blu-ray diode

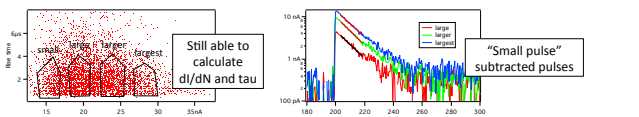
An example data set at 1001 uA and 100 mK (photon number resolved)



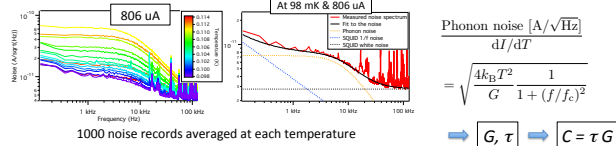
- 405 nm (3.06 eV) photons from a Blu-ray diode outside the cryostat
- Photon pulse width: 0.7 us, repetition rate: 70 Hz
- 10,000 triggered records at each T

$$C = \frac{E_\gamma}{\Delta T / \Delta N} = \frac{E_\gamma}{(\Delta I / \Delta N) / (dI / dT)}, G = C / \tau$$

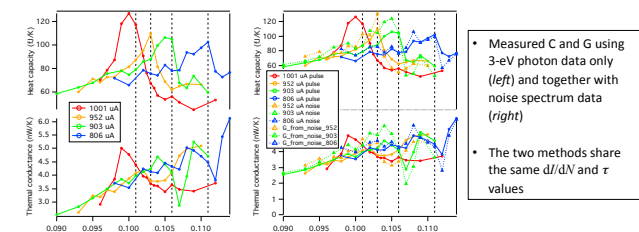
An example data set at 1001 uA and 109 mK (photon number not resolved)



- Noise spectra measurement



Measured C and G



- Measured C and G using 3-eV photon data only (left) and together with noise spectrum data (right)
- The two methods share the same dI/dN and τ values

Theory

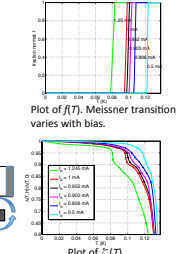
- Free-energy difference between superconducting and normal states of MPT

- f = fraction of meander length for which MoAu enters a partly-normal intermediate state
- g = fractional width of normal stripes in intermediate state region
- ζ = superconducting energy gap reduction in Ginzburg-Landau equation
- Solve to find state with minimum free energy of MPT relative to fully normal state. Free energy contains inductive and condensation terms:

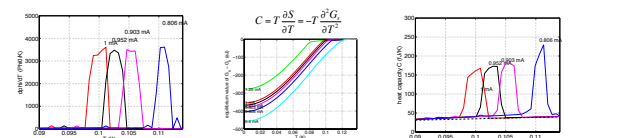
$$G_s - G_n = \frac{1}{2} \mu_0 [L_n(\infty) + L_n(L_n(\infty) - L_n(T))] - \frac{B_c^2(T)}{2\mu_0} (f^2 d) (1 - f g) (2\zeta^2 - \zeta^4)$$

$$L_n(T) = L_n(T, f, g, \zeta) = (1-f)L_n(\lambda_{MS}(T, g, \zeta)) + fL_n(\lambda_{MS}(T, g, \zeta), g)$$

$$B_c(T) = B_c(0) \left[1 - \left(\frac{T}{T_c} \right)^2 \right], B_c(0) = 571 \mu T, \zeta = \frac{\Delta(T, H)}{\Delta(T, 0)}$$

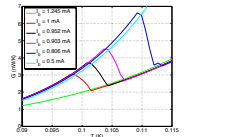


- Heat capacity from second derivative of free energy



- Thermal conductance: quasiparticle recombination & electron-phonon cooling

- In superconducting regions, recombination of quasiparticles into Cooper pairs should be dominant cooling mechanism.
- In normal regions, quasiparticles cool by only phonon emission.
- We estimated Kaplan's τ_q and Wellstood's Σ from the electronic and mechanical parameters for Mo and Au. A priori values fit G data within one order of magnitude.
- Fit results: $\tau_q = 56 \mu s$, $\Sigma = 1.1 \times 10^9 W/(K^2 m^2)$.



Conclusions

- We measured the variation in heat capacity and thermal conductance of a molybdenum-gold Magnetic Penetration Thermometer (MPT) near its field dependent Meissner transition temperature.
- We did this by two methods: detection of pulses in response to absorption of one or more 3 eV photons, and equilibrium noise measurements.
- Observed C & G show peaks in approximate agreement with a Ginzburg-Landau model of the superconducting intermediate state of an MPT.

References

- "Performance of Magnetic Penetration Thermometer for X-ray Astronomy," P.C. Nagler et al., *J. Low Temp. Phys.* 167:455-460 (2012).
- "Superconducting Effects in Optimization of Magnetic Penetration Thermometers for X-ray Microcalorimeters," T.R. Stevenson et al. *IEEE Trans. Applied Superconductivity* 23:2300605 (2013).
- "Quasiparticle and phonon lifetimes in superconductors," S. B. Kaplan, et al., *Phys. Rev. B* 14:4854-4873 (1976).
- "Hot-electron effects in metals," F. C. Wellstood, C. Urbina, and J. Clarke, *Phys. Rev. B* 49:5942-5955 (1994).