



National Aeronautics and Space Administration

IT Labs Proof-of-Concept Project: Technical Data Interoperability (TDI) Pathfinder Via Emerging Standards

Office of the Chief Information Officer
Office of the CTO for IT

***NASA IT Vision:** The NASA IT
Organization is the **very best**
in government*

Project Co-Leads Mike Conroy/KSC and Paul Gill/MSFC
Technical Lead John Ingalls/KSC-ESC

2014-12-16

Problem definition

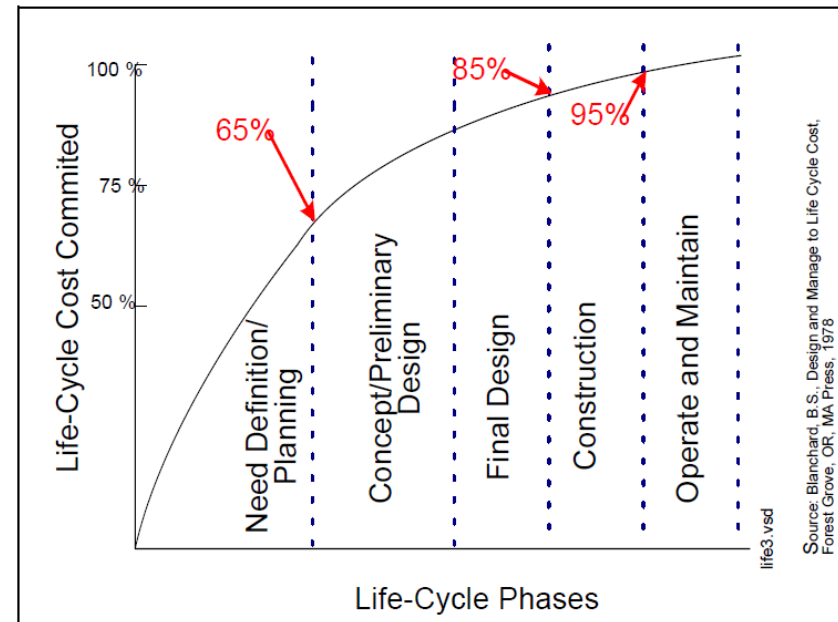
- No known system is in place to allow NASA technical data interoperability throughout the whole life cycle. Life Cycle Cost (LCC) will be higher on many developing programs if action isn't taken soon to join disparate systems efficiently. Disparate technical data also increases safety risks from poorly integrated elements. NASA requires interoperability and industry standards, but breaking legacy ways is a challenge.

Background

- Past efforts have been made to evaluate and use industry standards for technical data. Emerging standards are promising.

Expected Project Outcome:

- The TDI project testing and evaluation expected to validate industry concepts of interoperability using a certain suite of integrated industry standards.



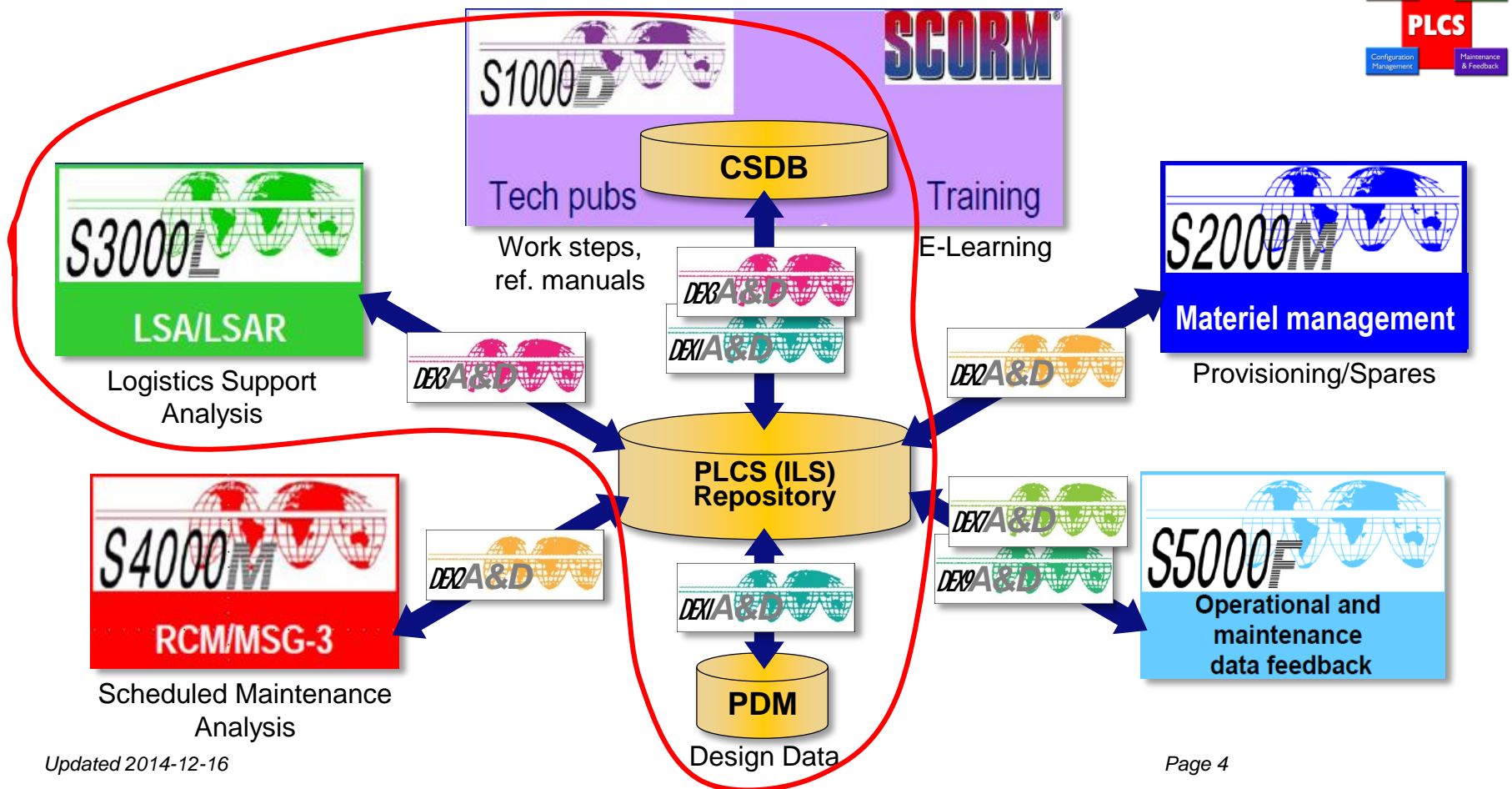


Alignment with 2011 NASA IRM Strategic Goals and Objectives

- **Strategic Goal 1: Objective 1.5** – Enhance mission success by providing efficient and effective access to enterprise information and collaborative functionality.
 - » Validate industry standards designed to be interoperable across life cycle.
- **Strategic Goal 2: Objective 3.1** – Develop architectural roadmaps that reflect future mission requirements and guide selection of new IT.
 - » Test a proposed industry architecture of interoperable suite of standards.
- **Strategic Goal 3: Objective 3.2** – Partnership of best practices with other government agencies and commercial partners.
 - » Align with practices emerging in global government and commercial world.
- **Strategic Goal 4: Objective 4.2** – Utilize innovative methods to attract a productive IT workforce.
 - » TDI standards use modern technology. New connections are developing.

Approach

- Test import/export of part of PLCS-centered interoperability concept:
 - » PLCS AP239, PDM, LSA (S3000L & GEIA-STD-0007), and S1000D



- **Testing Scenarios Performed**
 - » CAD Product Structure Export, Import BOM to LSA
 - » CAD Data Export from PDM Using AP239 PLCS Adapter
 - » JSC ISS EAGLE LSA MIL-STD-1388-2B Data Export as GEIA-STD-0007 Format
 - Import to TDI EAGLE LSA GEIA-STD-0007 Rev A Client (as GEIA format)
 - Import to PowerLOG-J as GEIA-STD-0007 Rev A
 - » JSC ISS EAGLE LSA MIL-STD-1388-2B Data Export as MIL-STD-1388-2B Format
 - Import to TDI EAGLE LSA GEIA-STD-0007 Rev A
 - Import to PowerLOG-J as MIL-STD-1388-2B
 - » TDI LSA EAGLE Bike Data GEIA-STD-0007 Export
 - Import to PowerLOG-J as GEIA-STD-0007
- **TDI Conversion Map of EAGLE LSAR to PLCS Format**
 - » No adapter for this has been attempted in industry.
 - Only rare tests of other LSA tools with PLCS.
 - » The TDI team has partially developed a translator tool for this.
 - Utilizing U.S. Army's LOGSA LSA DEX mapping and EDMtruePLM test exports

Issues/Challenges

- Time and resource limitations and typical software installation and configuration issues hindered progress, which was expected.
- Obtaining test data progressed slowly.
- One expected obstacle was the lack of existing adapters in the industry to join the technical data entities.
- The AP239 PLCS adapter was not ready out-of-the-box to use for CAD data exchanges. Development is required.
- The PLCS repository client performs DEX1 exchanges out-of-the-box, but requires development for DEX3 functionality.
- ISS LSA data exchanges from JSC's EAGLE LSAR were not clean. This was somewhat expected, since that system is customized, though based on the older standard MIL-STD-1388-2B.

Findings/Observations

- TDI Project Accomplished Rare Testing
 - » PLCS-centered industry concept has not been attempted much in the industry.
 - » Industry vision has only been implemented in a limited number of efforts.
- Much Research Accomplished
 - » Discovered positive new developments in TDI standards.
 - » Found potential NASA requirements paths.
- PLCS Repository Populated with Several Test Data Sets
 - » Data was entered by DEX1 import and manual entry.
 - No adapters were available for EAGLE LSAR or EPS S1000D.
 - Adapter for Windchill PDM required development.
- PLCS Repository Exported Data as DEX1
 - » This was used to evaluate for development of a conversion map with EAGLE LSAR.

Findings/Observations

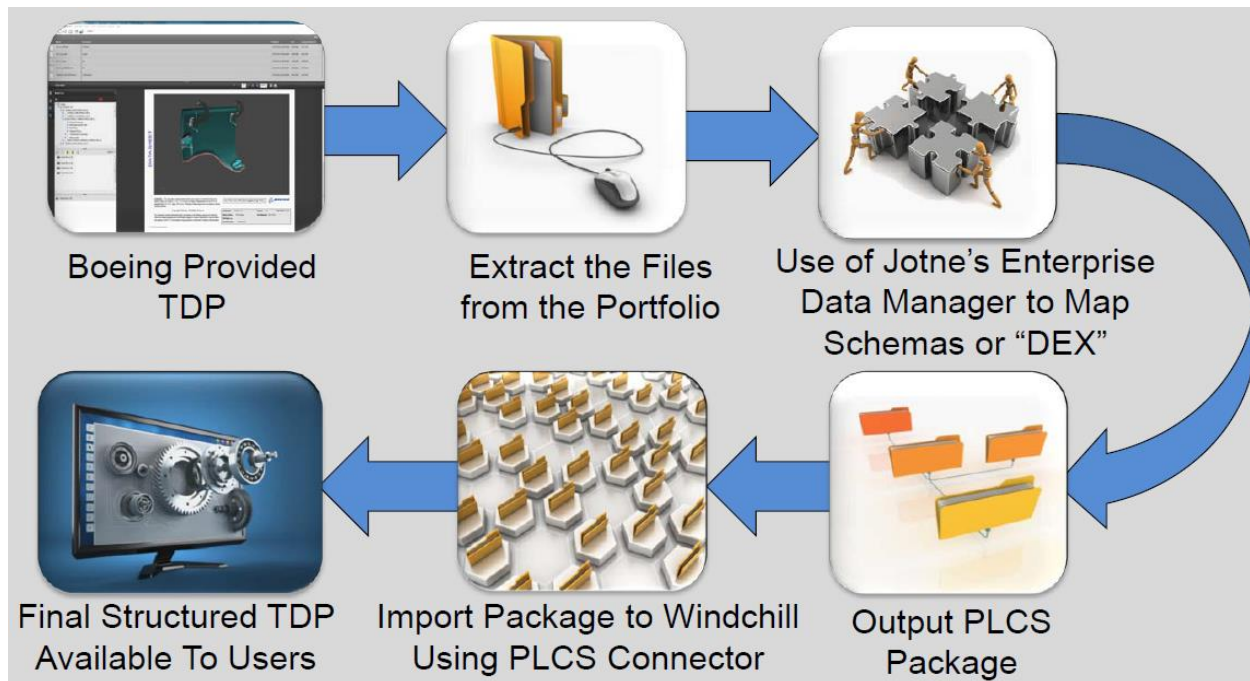
- Developing Conversion Map of EAGLE LSA Data to PLCS Format
 - » About 20% complete, mapping GEIA-STD-0007 LSA data to PLCS (DEX 1).
 - » Effort took equivalent of about 2 weeks of full-time hours.

```
<XB_logistics_support_analysis_control_number_indentured_item_data>
<alternate_logistics_support_analysis_control_number_code>01</alternate_logistics_support_analysis_c
<end_item_acronym_code>NASATEST</end_item_acronym_code>
<logistics_support_analysis_control_number>BIKE</logistics_support_analysis_control_number>
<logistics_support_analysis_control_number_indenture_code>A</logistics_support_analysis_control_numb
<logistics_support_analysis_control_number_nomenclature>BICYCLE ASSEMBLY</logistics_support_analysis
<logistics_support_analysis_control_number_type>P</logistics_support_analysis_control_number_type>
```

```
#646= PART('/IGNORE', '/IGNORE', '/IGNORE');
#645= PRODUCT_CATEGORY($, 'part', $);
#644= PRODUCT_CATEGORY_ASSIGNMENT(#645, (#646));
#647= IDENTIFICATION_ASSIGNMENT('NASATEST', '/IGNORE', '/IGNORE', (#646));
#678= PART_VERSION('/IGNORE', '/IGNORE', #646);
#679= IDENTIFICATION_ASSIGNMENT('1', '/IGNORE', '/IGNORE', (#678));
#701= IDENTIFICATION_ASSIGNMENT('BIKE', '/IGNORE', '/IGNORE', (#678));
#709= DOCUMENT('/IGNORE', '/IGNORE', 'BICYCLE ASSEMBLY');
#715= DOCUMENT_ASSIGNMENT(#709, #678, '/IGNORE');
```


Findings/Observations

- An Industry Project Found with PDM, PLCS Adapter & Repository
 - » UTRS developed a system for Boeing and the U.S. Army to exchange data.
 - » They required development to enable the adapter and PTC to fix issues.
 - » The project took 6 months.
 - » Evidence that PLCS-centered system works with Windchill, adapter, and TruePLM.

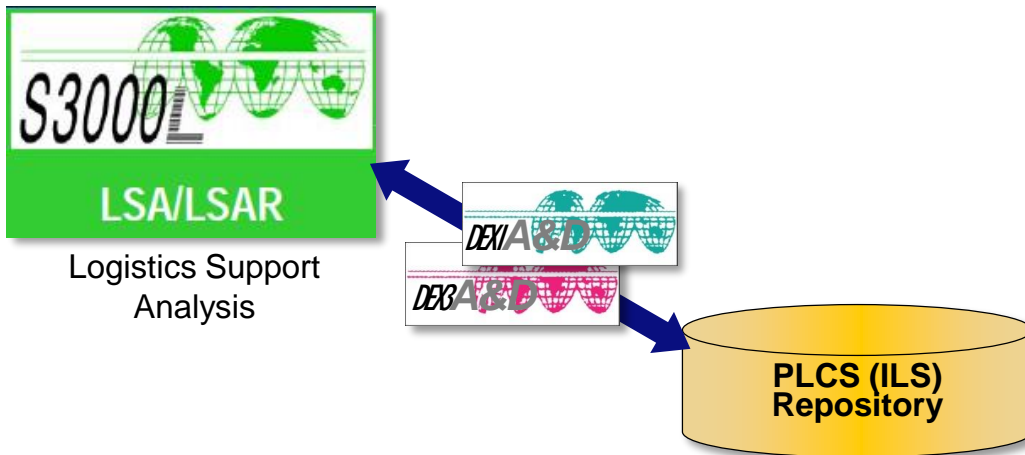


Recommendations

- Results so far point to a positive direction for the TDI standards
 - » The interoperability between PDM, LSA, and Tech Pubs data appears to be available or developing within a year or two.
 - » Further testing could validate this.
- Short-Term Recommendation
 - » Continue with the unfinished testing that is able to be accomplished.
 - JSC ISS EAGLE LSAR export as XML, import to EAGLE GEIA client as XML.
 - JSC ISS EAGLE LSAR export as 2B, import to PowerLOG-J, then export as GEIA, then import to EAGLE GEIA client as GEIA.
 - JSC ISS EAGLE LSAR export as 2B, import to EAGLE S3000L client as 2B.
 - Export TruePLM PLCS data as DEX1, attempt import to PowerLOG-J.
 - Use JSC ISS data imported into EAGLE LSAR (both GEIA & S3000L versions) to produce EAGLE EPS S1000D data and publish as an IETP. Compare with NASA's IPV.
 - Evaluate what it would take for NASA IPV's XML version of SODF/PODF procedures to convert/import into EAGLE EPS S1000D.
 - » More time is needed for thorough evaluation of data exchange integrity.
 - » Incorporate into revision 1.1 of white paper.

Recommendations

- Continue Developing the LSA-PLCS Conversion Map
 - » Develop until at least DEX1A&D (product breakdown) functionality works.
 - » Estimate approximately 2 months of full-time work.
 - » Vendor software arrangements may be needed.
 - » Once DEX 1 is achieved, the translator would be about 90% complete for all DEXs.
 - Recommend to get DEX 1 working, then evaluate future efforts.



Recommendations

- Long-Term Recommendation
 - » Carry results forward to the next level.
 - Testing a networked integration
 - Testing additional functionality
 - Adding data sets from more space products/systems
 - » If test results still have positive potential, propose a full integration pilot.
 - » Collaborate with other space agencies for possible joint efforts.
 - Possibly begin with the annual NASA-ESA PDE Workshop.
 - The TDI standards are used by many industries and governments in Europe.
 - Russia is known to have S1000D use cases.



Required Project Deliverables

Required Deliverable	Deliverable Description	Was it produced and submitted?	If no, why not?
Final presentation	TDI project	Yes	
White paper	TDI project	Yes	



Additional Project Deliverables

Additional Deliverable	Deliverable Description	Was it produced and submitted?	If no, why not?
Publish results	To conferences for space & standards communities	No	Not finished testing. Need release permission & conference acceptance & funding.
Possible prototype	Interoperability model setup	No, but a partial LSA-PLCS adapter was developed	Not enough time or funding. This was not expected, but a long-term goal.

Project Team

- Project Manager: Mike Conroy/KSC and Paul Gill/MSFC
- Project Team (Civil Servant and Contractors):
 - » Anthony Zucco/Raytheon
 - » Bradley Hill/KSC
 - » Brandon Ibach/KSC
 - » Corey Jones/KSC
 - » David Ungar/KSC
 - » Jeffrey Barch/KSC
 - » John Ingalls/KSC, Technical Lead
 - » Joseph Jacoby/KSC
 - » Josh Manning/KSC
 - » Kjell Bengtsson/Jotne
 - » Mark Falls/JSC
 - » Peter Kent/KSC
 - » Shaun Heath/KSC
 - » Steven Kennedy/KSC

Backup

Standards Adoption & Development AIA 2013 Status

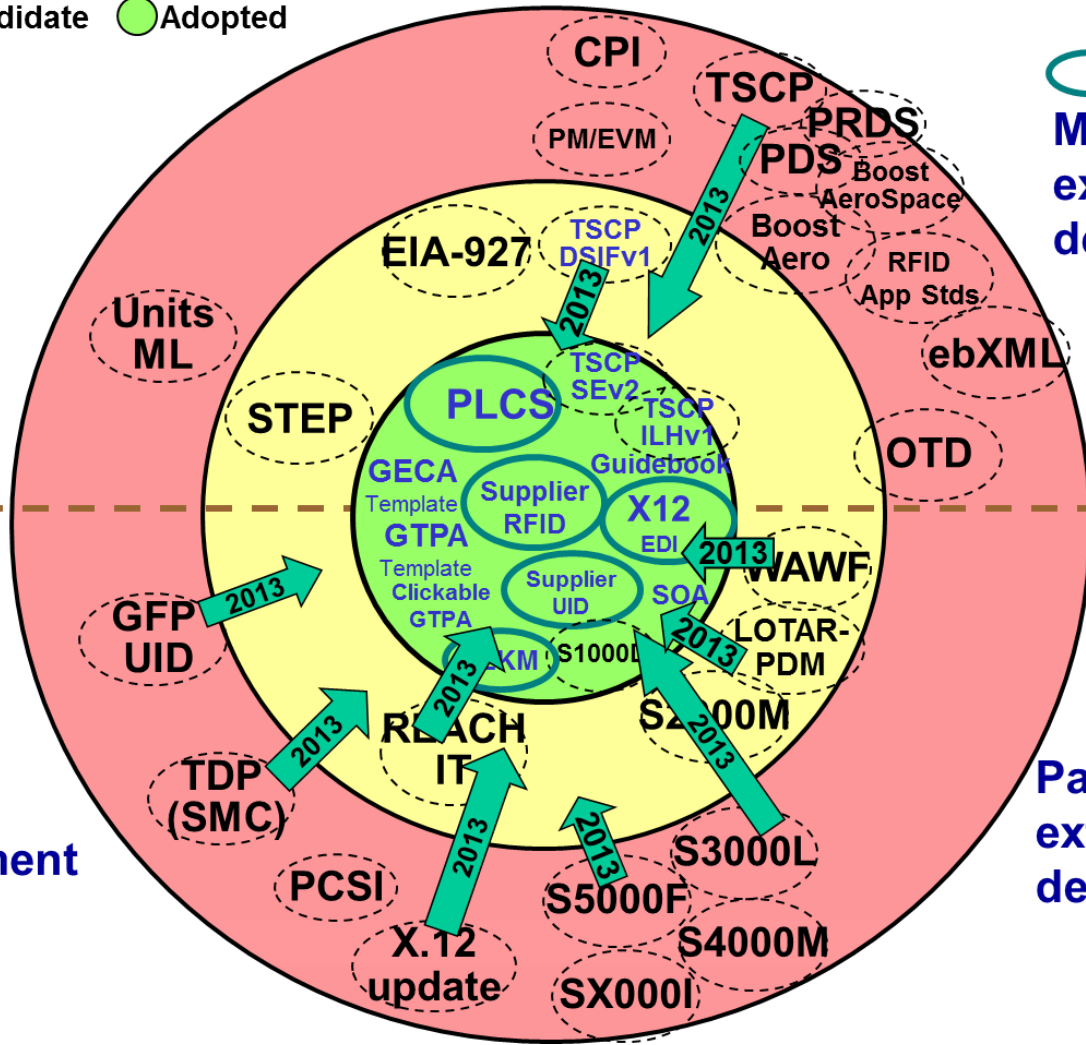
● Track
 ● Candidate
 ● Adopted

Adopt existing standard

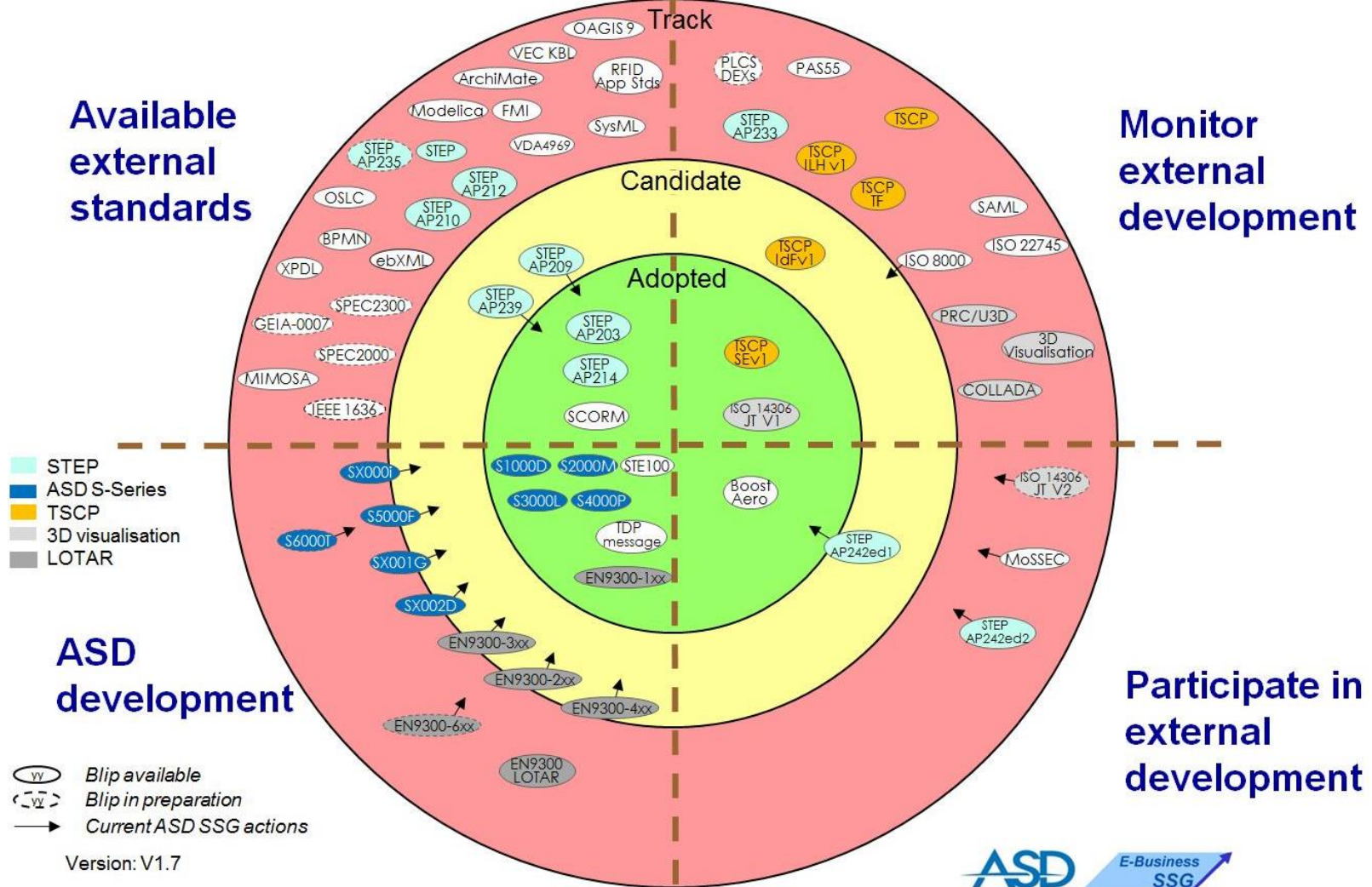
○ AIA Guidelines
Monitor external development

AIA development

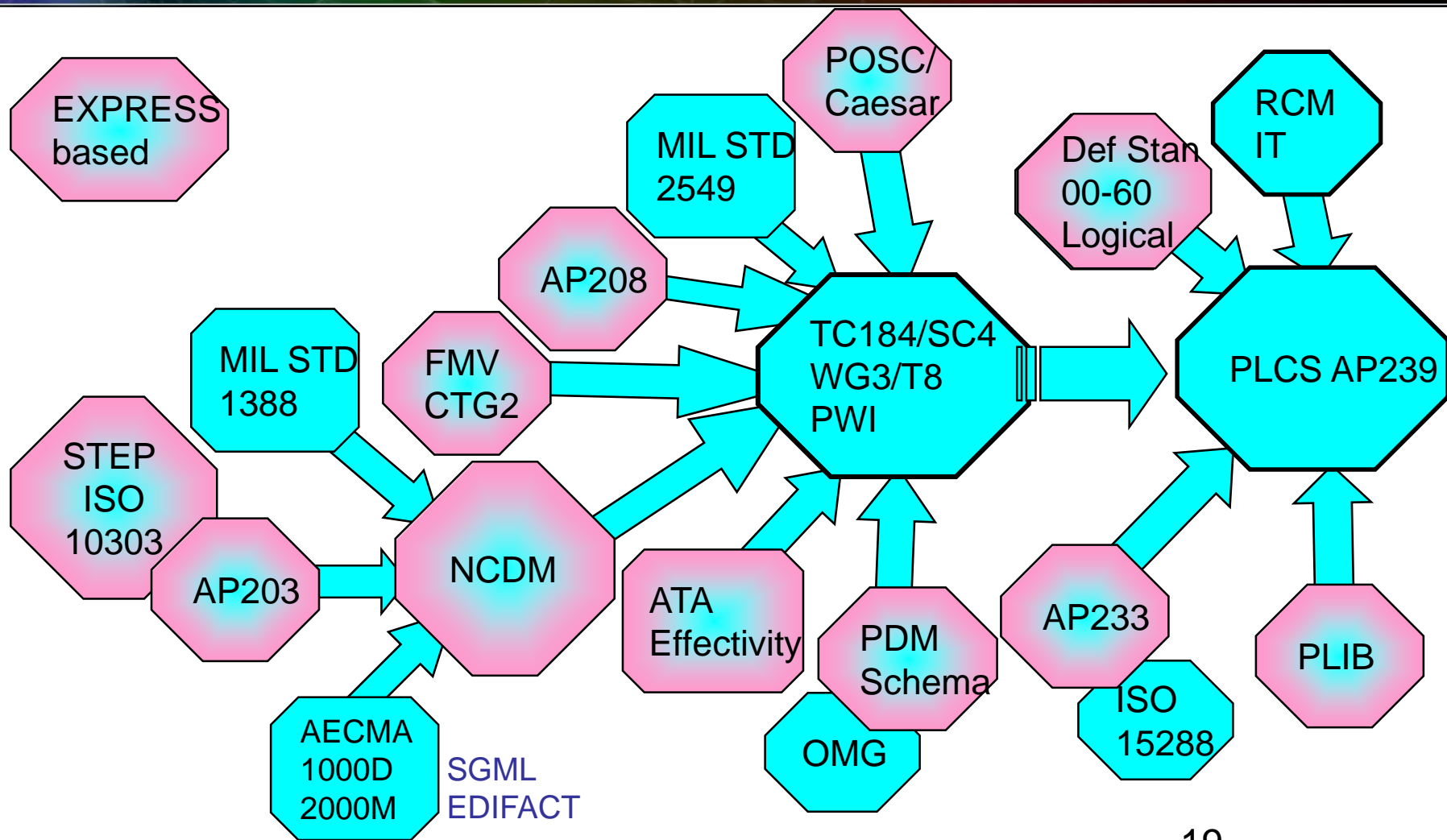
Participate in external development



Standards Adoption & Development ASD 2014 Status



Standards Contributing to PLCS 1999-2004



LSA Usage: ISS

- International Space Station (ISS) Has an International LSAR
 - Built on MIL-STD-1388-2B, uses COTS “EAGLE LSAR”
 - Potential link to an international S1000D for technical procedures & IPB’s
- ISS LCN Product Breakdown Structure Sample:

1st Indenture Level:

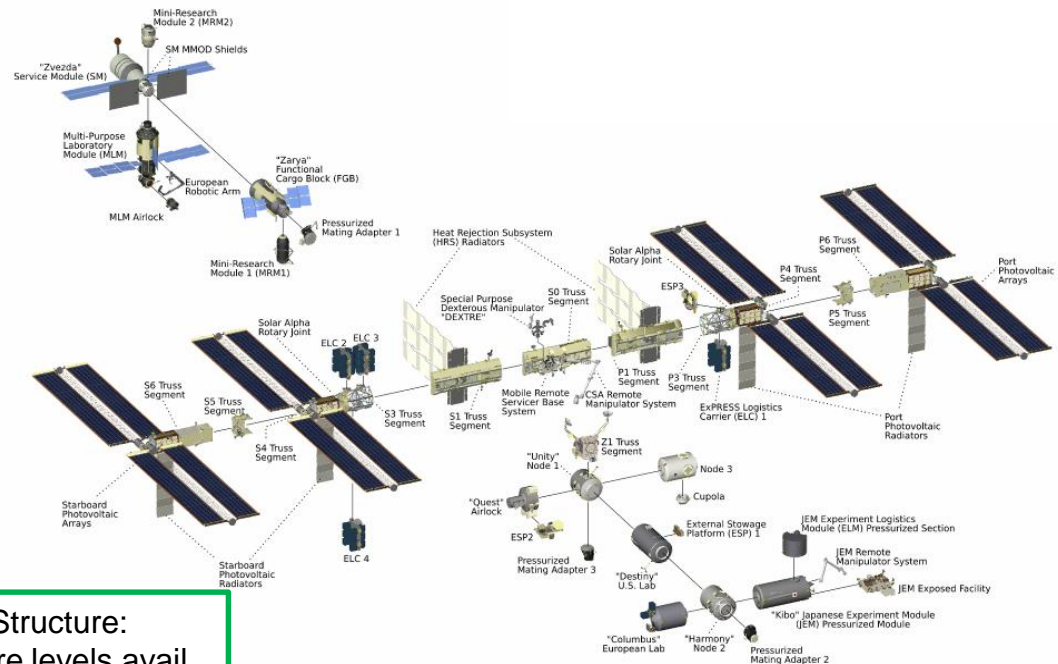
- S –Core Space Station
- P –Payload
- F –Ground Facilities
- O –Orbital Supt. Equip.
- J –Flight Supt. Equip.
- G –Ground Supt. Equip.
- T –Training Equip.

2nd (S) Indenture Level:

- 0 –Truss Segment S0
- 1 –Truss Segment S1
- ... etc.
- A –U.S. Laboratory
- B –European APM
- C –Japanese JEM
- D –Russian Service Mod.
- E –FGM
- F –Pressurized Mating Adaptor (PMA)
- G –Press. Doc. Mod. ADP
- H –Canadian MSS
- ... etc.

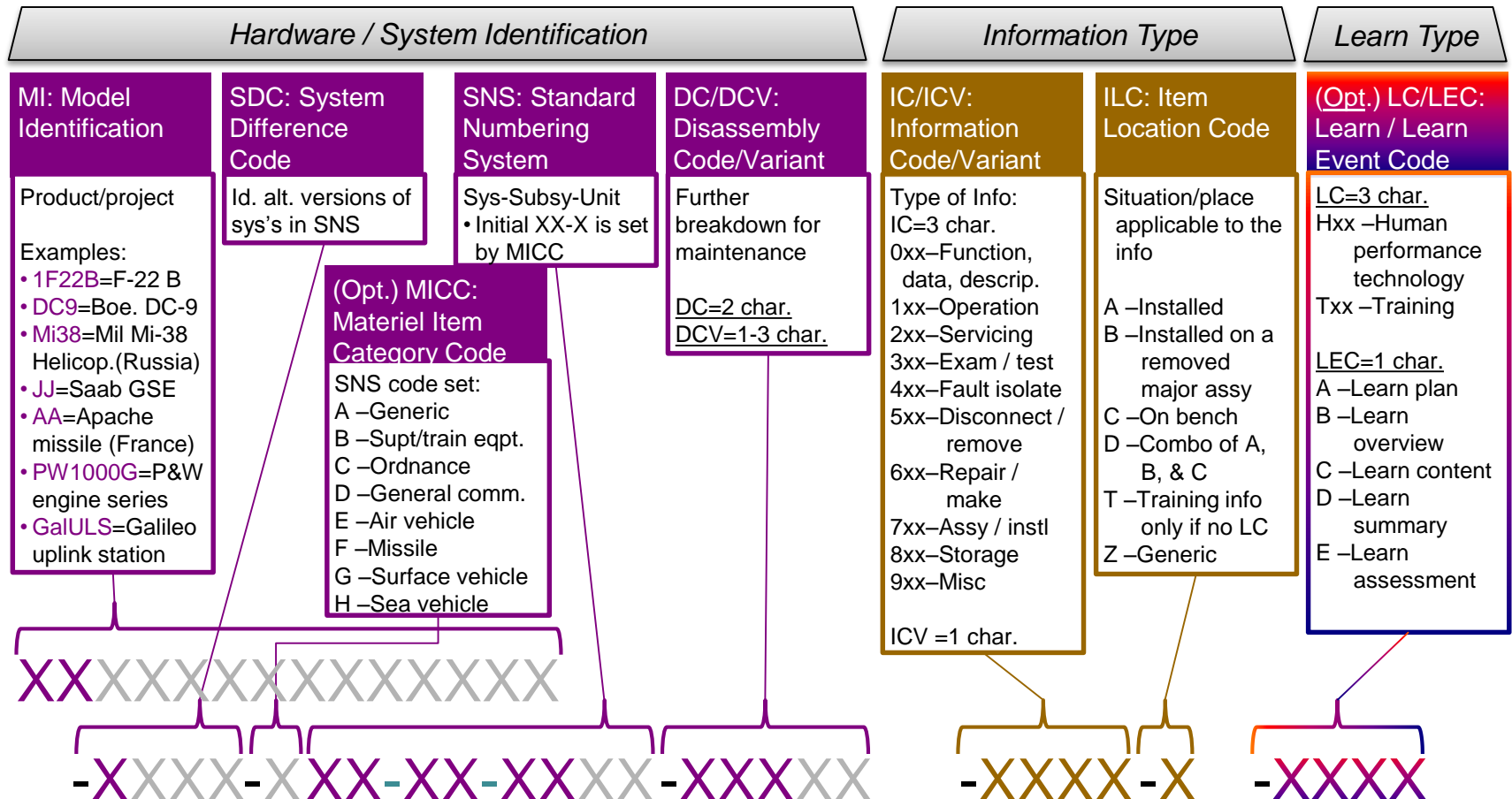
Total LCN Structure:

- 9 Indenture levels avail.
- 18 Digits max.



S1000D SNS: Product Structure in Tech Pubs Breakdown

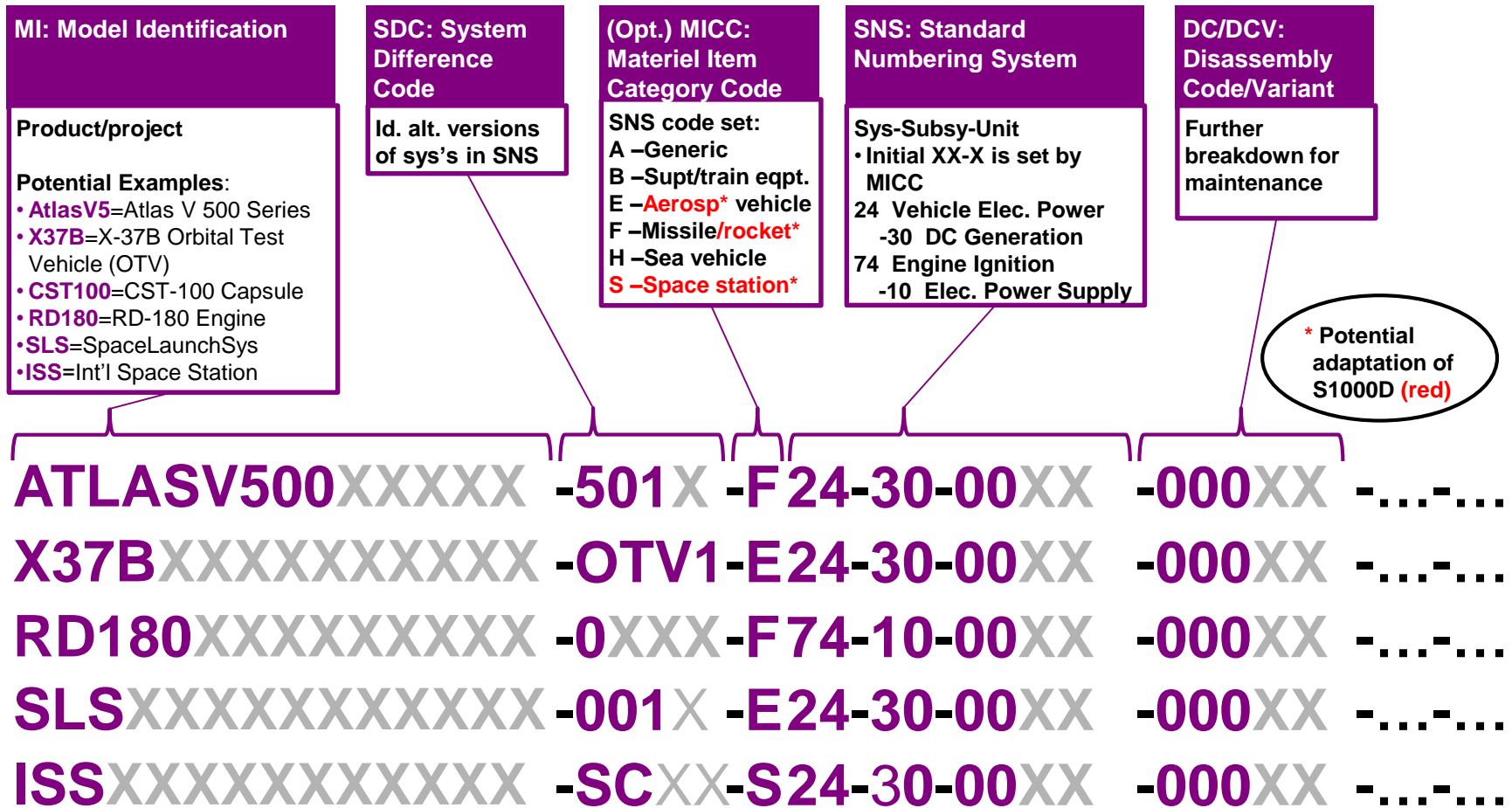
- Data Module Code (DMC) = Unique, Structured Identifier of a Data Module
- Variable Character Length: min. 17 to max. 41 (gray X is optional)





S1000D SNS: Potential Product Structure Breakdown for Space

- Product Breakdown Structure Is a Key Link for S-series & PLCS
- Potential Space Application – Example S1000D Structure:



ISS Technical Publications

- ODF (Operations Data File)
 - » Procedures to operate/maintain/train for ISS systems, payloads, ATV/HTV's
 - » Used by ground controllers, on-board crew, & on-orbit executor software
- IPV (International Procedure Viewer)
 - » IETM (Interactive Electronic Technical Manual) system of data & ODF files
 - » Used by NASA, ESA, CSA, and JAXA
 - » NASA JSC authors in Word, converts to XML
 - » ESA authors direct in XML
 - » All use XML authoring software XMetaL
 - ODF customizations
 - **Compatibilities with S1000D**
- IPB (Illustrated Parts Breakdowns)
 - » A deliverable from the ISS LSAR
 - » NASA JSC L&M creates in Word
 - » **S1000D could produce from LSAR**

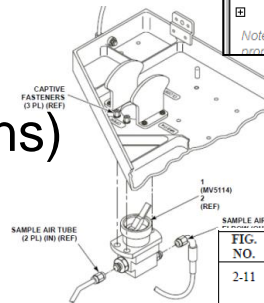



FIG. NO.	INDEX NO.	CAGE CODE	PART NUMBER	DESCRIPTION	QPA	REF DES	LCN/ALC
2-11		3A768	683-56930-1	SAMPLE DELIVERY SYSTEM INSTALLATION - FWD ENDCONE	REF		
2-11	1	3A768	683-19393-1	• VALVE, MANUAL 0.125 DNCH	1	MV5114	SAE3EB
2-11	2	04577	B40496-1	•• VALVE, MANUAL 0.125 Inch ALT PN	REF		SAE3EB

Flight Software Command & Control

- » Read commands in IPV, execute on separate flight software display
- » European Space Agency (ESA) developed an integration of IPV / ODFs with flight software

- Flight software station has 2 windows in one display
 - ODF step activates a flight display on same screen
 - Execution is a separate click
- » IPV could directly execute, but does not due to safety concerns
 - **S1000D potential capability**
- » ESA is evaluating voice-activated commands

