



NASA **Green** Propulsion Technologies Pushing Aviation to New Heights

James M. Free
*Director, Glenn Research Center
Cleveland, Ohio*



NASA Green Propulsion Technologies Pushing Aviation to New Heights

- **Nearly a century of aeronautics research; more than 70 years at NASA Glenn Research Center**
- **Global economic importance of aviation**
- **NASA Aeronautics Mission and subsonic research**
- **Why hybrid-electric propulsion?**
- **A NASA perspective on enabling hybrid-electric propulsion for commercial transport aircraft**
- **NASA technologies for hybrid-electric propulsion**
- **Looking to the future**



We've come so far yet we have so far to go



Who is NASA Glenn?



Lewis Field (Cleveland)

- 350 acres
- 1626 civil servants and 1511 contractors
- 66% of workforce are scientists and engineers



Plum Brook Station (Sandusky)

- 6500 acres
- 11 civil servants and 102 contractors



NASA Glenn Awards and Recognition



R&D 100 Awards (1966 to 2014)—Glenn has 118, highest in the Agency in these disciplines

- Aeropropulsion systems
- Aerospace communications
- In-space propulsion systems
- Power and energy conversion



Colliers

- Contributions to airline accident reduction (2008)
- Advance turboprop technology (1987)
- Thermal ice prevention systems (1946)



Emmy

- Contributions to the Communications Technology Satellite (1987)



Patents

- 43 to Glenn
- 38 to Glenn partners (fiscal years 2010 to 2013) as of July 25, 2013



NASA Software of the Year

- 5 Glenn awards in the past 15 years



FLCs

- Federal Laboratory Consortium (FLC) Excellence in Technology Transfer (2009 and 2011)



Presidential Rank (2005 to 2011)


- 17 Meritorious
- 4 Distinguished



Glenn: More than 70 years of Aeropropulsion history/accomplishments


1940s: Engine research begins

- Turbocharging of reciprocating engines enabled high altitude flight of B-29 Superfortress.
- America's first turbojet tested at Glenn's Lewis Field. Hands-on experience with early jet engines begins.
- Icing Research Tunnel built at Lewis Field—significantly enhanced aviation safety advancing icing technology...the longest operating and second largest refrigerated wind tunnel in the world.



1950s: Advanced air-breathing propulsion SOA

- Pioneered transonic compressors, cooled turbines, and stable afterburning.



1960s: Developed technologies for noise and emissions reductions

- 10 dB quieter and 60% cleaner—developed unique expertise in wind turbine design for power generation.






Glenn: More than 70 years of Aeropropulsion history/accomplishments

1970s: Technologies for high-efficiency turbofan engines

- Energy Efficient Engine (EEE) Program enabled current highly efficient designs of GE90 and PW4000 powering Boeing 777 aircraft.



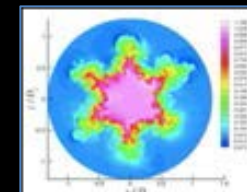

1980s: Technologies for ultra-efficient high-speed turboprops

- Potential to achieve 35% reduction in fuel consumption – Advanced Turbo Prop (ATP) program



1990s: Chevron nozzles—from idea to deployment

- Basic studies on jet mixing suggest that tabs can enhance jet mixing, with the potential to reduce noise
- Computational and experimental research to develop understanding of the governing fluid mechanics
- Team effort involving industry, universities, and NASA






Glenn: More than 70 years of Aeropropulsion history/accomplishments

2000s: Green aviation—from idea to deployment

- Ground-test evaluation in engine test stands
- Flight evaluation in relevant environments
- Twin Annular Premixing Swirler (TAPS) Combustor
~50% reduction in nitrogen oxide emissions





2010s: Low boom, biofuels, and icing


- Commercial N+2 supersonic aircraft wind tunnel research proves viable low-boom design.
- NASA Glenn Propulsion Systems Laboratory achieves first engine ice crystal icing rollback at simulated cruise altitude.
- NASA Glenn-led biofuels research flight campaigns further green aviation research.
- European Airbus-led High Altitude Ice Crystals/High Ice Water Content field campaign in Darwin, Australia.



NASA Aero Centers: Conducting research to




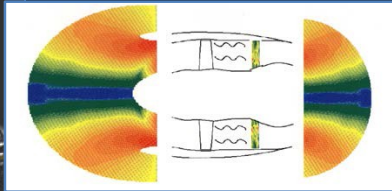
National Aeronautics and Space Administration



NASA Aeronautics Contributions

Ultra-High Bypass (UHB) Ratio Turbofan Engines

Lower noise and lower fuel burn compared to current engines



Flight Test of P&W's Geared Turbofan Engine

Seedling Idea: Late 1980s

- Basic computational and experimental research to establish the benefits of low-pressure ratio fans

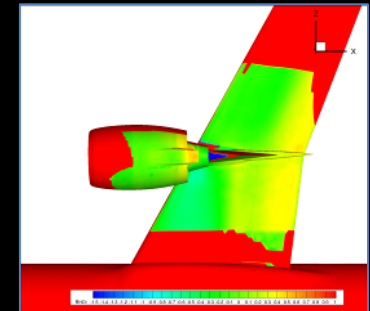
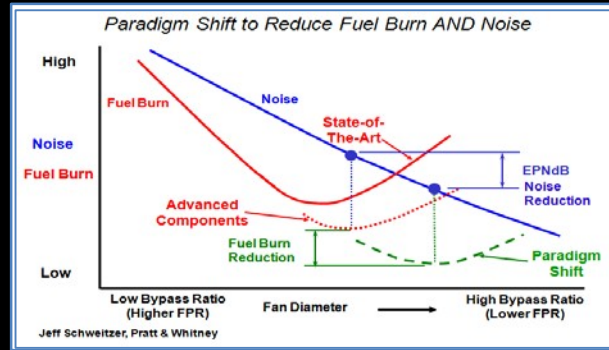
Fundamental Research: 1989 to 2006

Proof-of-concept fan/nacelle model tests assessing noise, performance, and aeromechanics

- Fan noise prediction and acoustic liners
- Experimental methods (rotating microphone)
- Low-pressure ratio fans for lower noise and higher propulsive efficiency

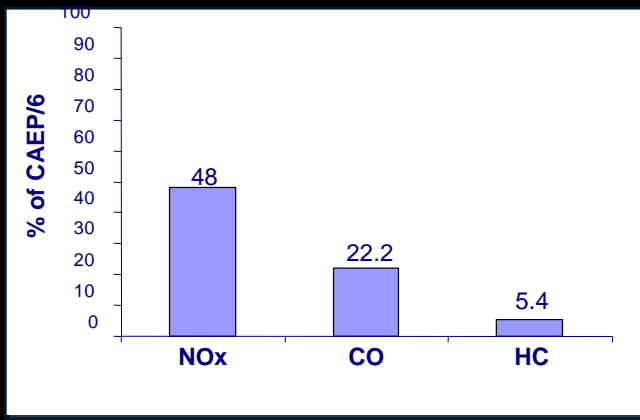
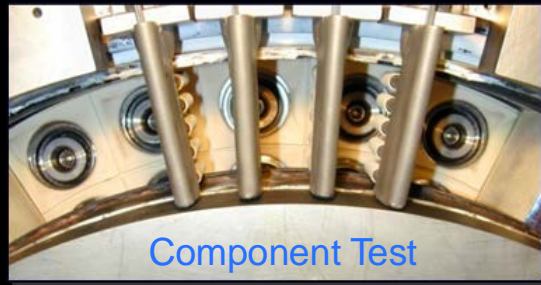
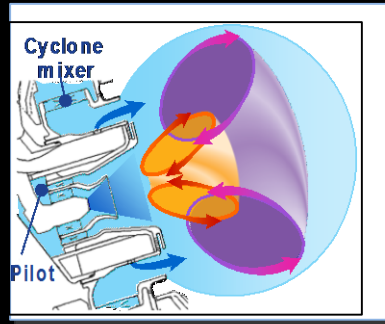
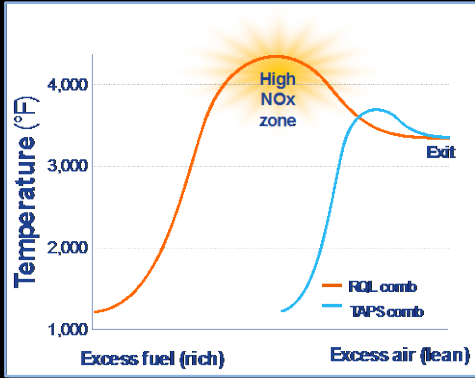
Systems Assessment: 2007 to 2010

- Geared turbofan demo 2008 (partnership)
- Flight tests on B747 and A340 (industry funded)



Twin Annular Premixing Swirler (TAPS) Combustor

~50% reduction in nitrogen oxide emissions



Seedling Idea: 1995

- Basic computational and experimental research to develop fundamental understanding of Lean Burning Technology

Fundamental Research: 1998 to 2003

- Development of Lean Burning TAPS Proof of Concept Sector test at NASA and GE and CFM56 full annular rig and engine demonstration

Systems Assessment: 2005 to 2009

- GENx Engine Certification in ground engine test stands



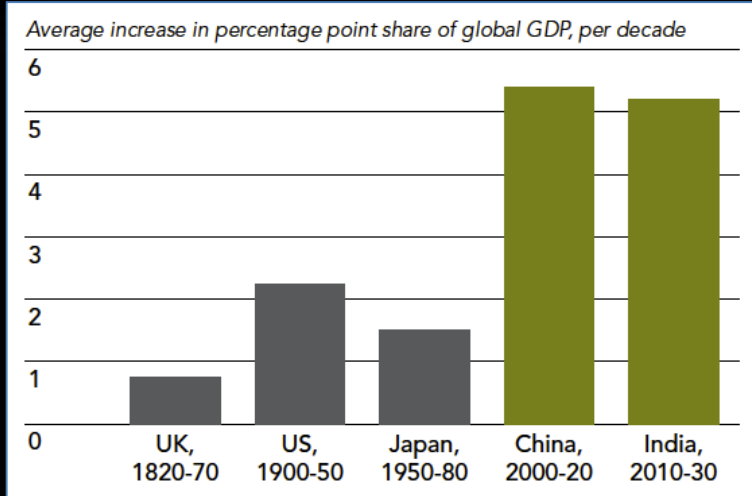
Engine Test



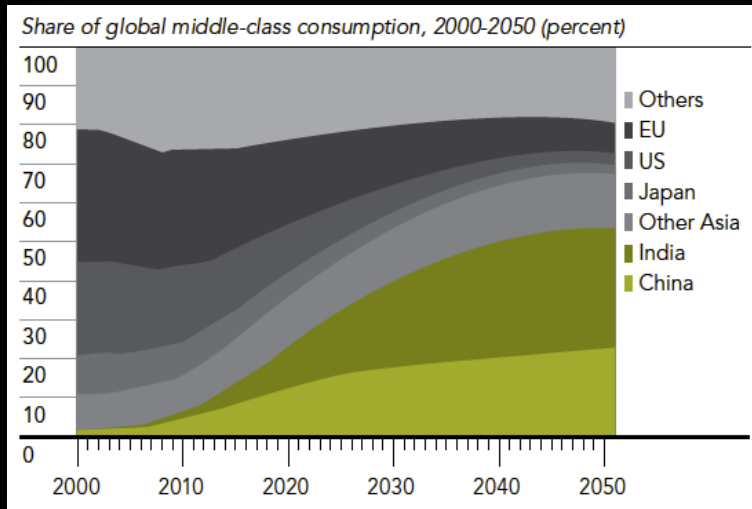
In service in 2011



What do emerging global trends reveal?



China and India are growing economically at unprecedented rates.

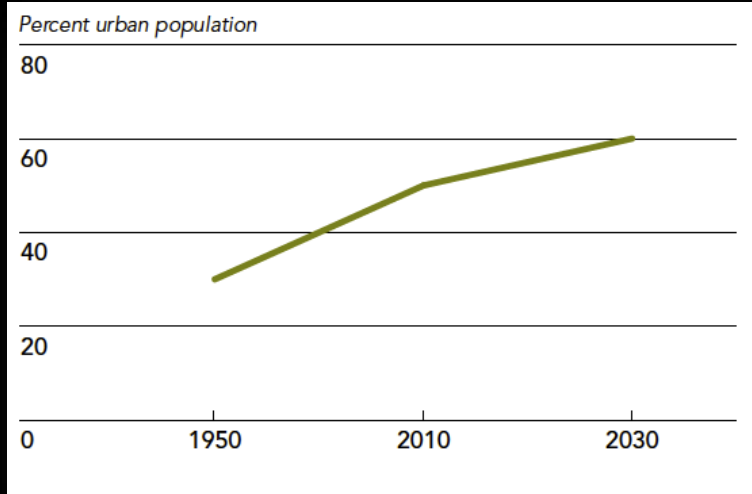


Asia-Pacific will have the largest middle class.

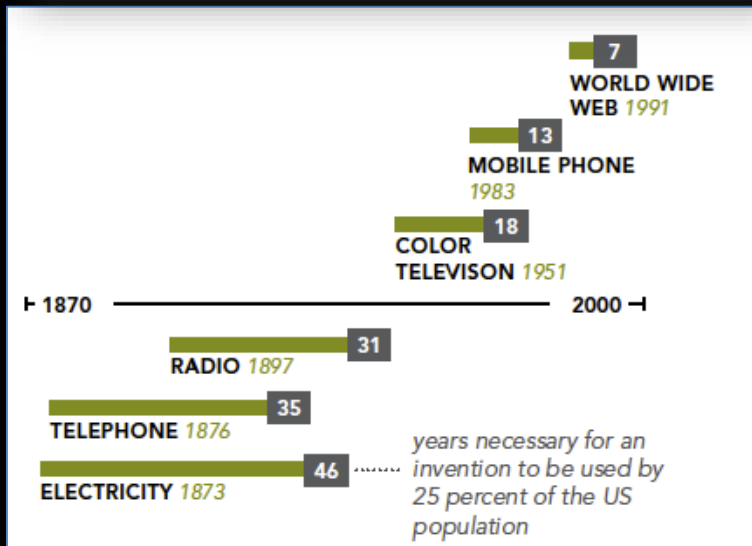
Source: National Intelligence Council



What do emerging global trends reveal?



The world will be predominantly urban.

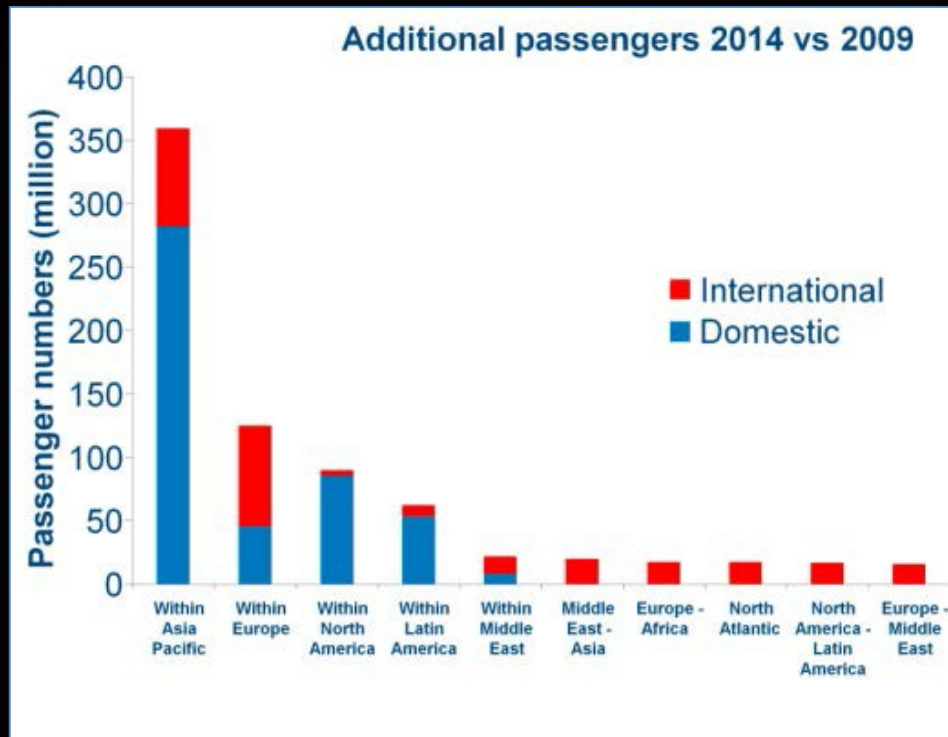


Revolutionary technology development and adoption are accelerating.

Source: National Intelligence Council



Why are these trends important?

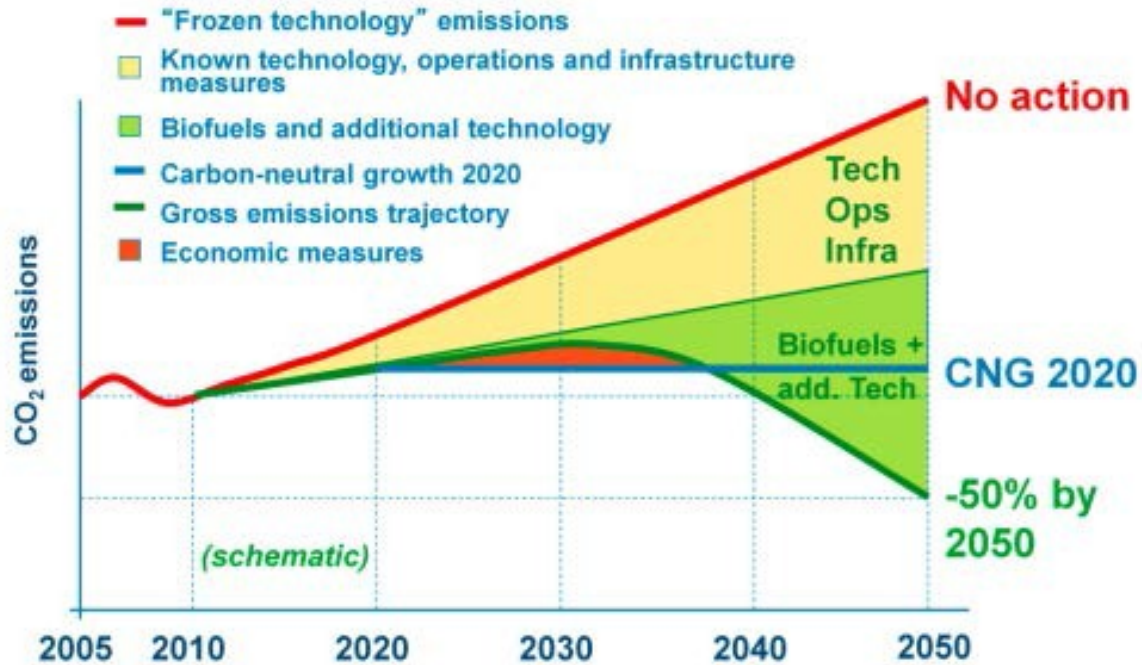


They drive “leapfrog” adoption of new technology and infrastructure...

They drive resource use, costs, constraints, and impacts...

They drive the need for alternative energy technologies...

Emissions reduction roadmap





NASA Is Responding With Its Aeronautics Mission

NASA Aeronautics focuses on six strategic R&T thrusts

Glenn supports



Innovation in Commercial Supersonic Aircraft

- Achieve a low-boom standard



Ultra-Efficient Commercial Vehicles

- Pioneer technologies for big leaps in efficiency and environmental performance



Transition to Low-Carbon Propulsion

- Characterize drop-in alternative fuels and pioneer low-carbon propulsion technology




Assured Autonomy for Aviation Transformation

- Develop high-impact aviation autonomy applications





NASA Aeronautics Programs Today



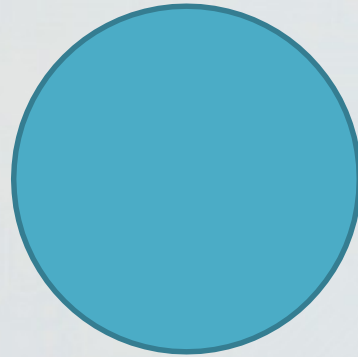



Integrated
Systems
Research
Program (ISRP)





NASA Aeronautics Programs (Proposed)





NASA Subsonic Transport System-Level Metrics

v2013.1

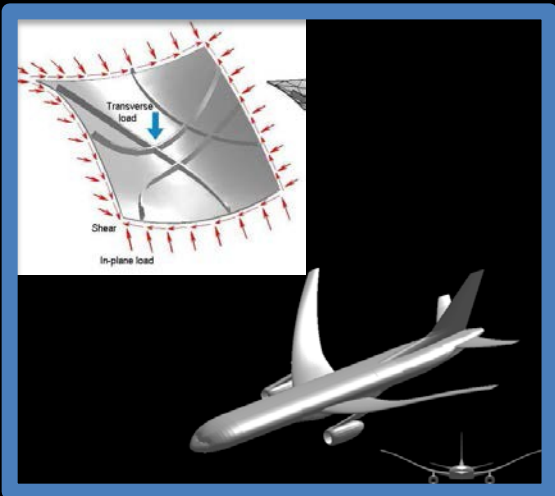


TECHNOLOGY BENEFITS*	TECHNOLOGY GENERATIONS (Technology Readiness Level = 4-6)		
	N+1 (2015)	N+2 (2020**)	N+3 (2025)
Noise (cum margin rel. to Stage 4)	-32 dB	-42 dB	-52 dB
LTO NOx Emissions (rel. to CAEP 6)	-60%	-75%	-80%
Cruise NOx Emissions (rel. to 2005 best in class)	-55%	-70%	-80%
Aircraft Fuel/Energy Consumption† (rel. to 2005 best in class)	-33%	-50%	-60%


* Projected benefits once technologies are matured and implemented by industry. Benefits vary by vehicle size and mission. N+1 and N+3 values are referenced to a 737-800 with CFM56-7B engines, N+2 values are referenced to a 777-200 with GE90 engines
 ** ERA's time-phased approach includes advancing "long-pole" technologies to TRL 6 by 2015
 † CO2 emission benefits dependent on life-cycle CO2e per MJ for fuel and/or energy source used

Research addressing revolutionary far-term goals with opportunities for near-term impact


Research Themes



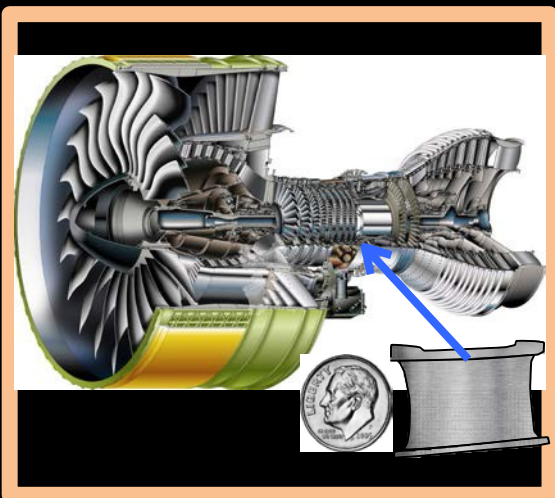
Lighter Weight
Fuselage and Wings



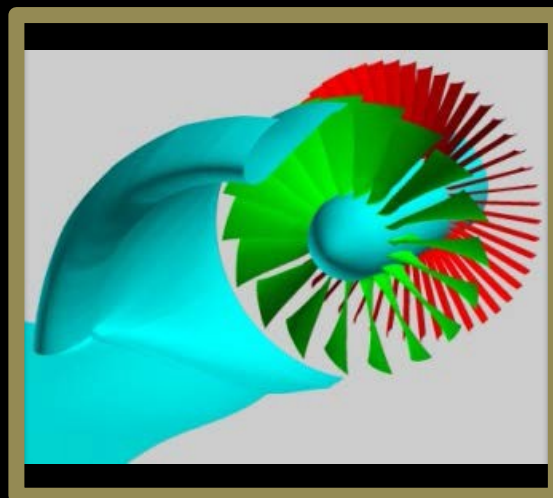
Noise Reduction
Technologies



Hybrid Gas Electric
Propulsion



Compact Higher
Bypass Propulsion



Propulsion Airframe
Integration



Alternative Fuels
Characterization



Aircraft Hybrid Electric Propulsion

Projected Timeframe for Achieving Technology Readiness Level (TRL) 6

Power Level for Electrical Propulsion

Technologies benefit more electric and all-electric aircraft architectures:

- High-power density electric motors replacing hydraulic actuation
- Electrical component and transmission system weight reduction



- Turbo/hybrid electric distributed propulsion 300 PAX

>10 MW




5 to 10 MW

- Hybrid electric 150 PAX
- Turboelectric 150 PAX



2 to 5 MW class

- Hybrid electric 100 PAX regional
- Turboelectric distributed propulsion 150 PAX
- All electric 50 PAX regional (500 mile range)



1 to 2 MW class

- Hybrid electric 50 PAX regional
- Turboelectric distributed propulsion 100 PAX regional
- All-electric, full-range general aviation



kW class

- All-electric and hybrid-electric general aviation (limited range)

Today

10 Year

20 Year

30 Year

40 Year

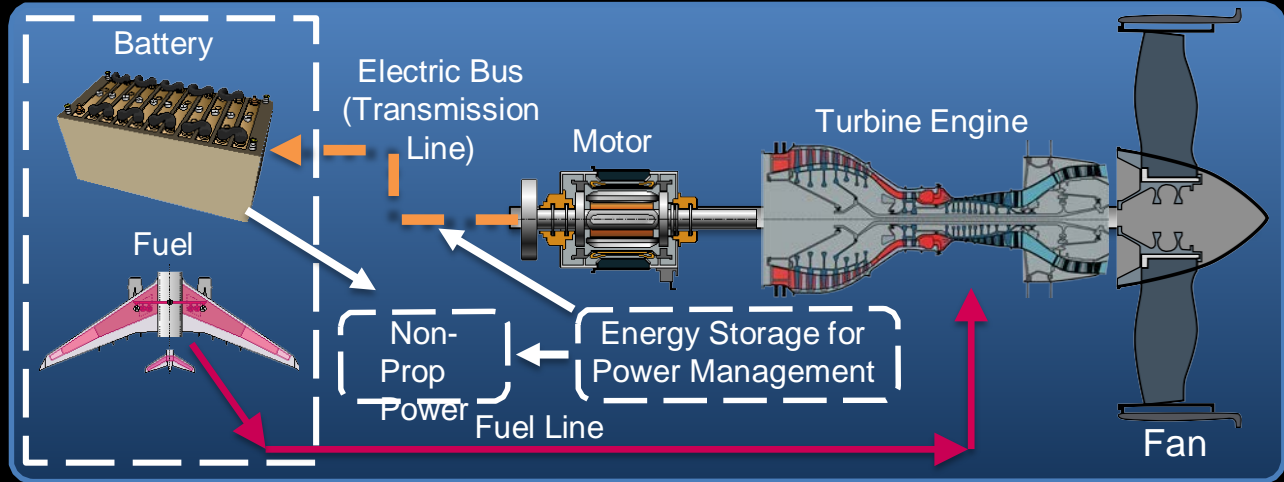


Electric Propulsion for Large Aircraft

- Less atmospheric heat release (less global warming)
- Quieter flight (community and passenger comfort)
- Better energy conservation (less dependence on fossil fuels)
- More reliable systems (more efficiency and fewer delays)
- Considerable success in development of “all-electric” light GA aircraft and UAVs
- Creative ideas and technology advances needed to exploit full potential
- NASA can help accelerate key technologies in collaboration with OGAs, industry, and academia

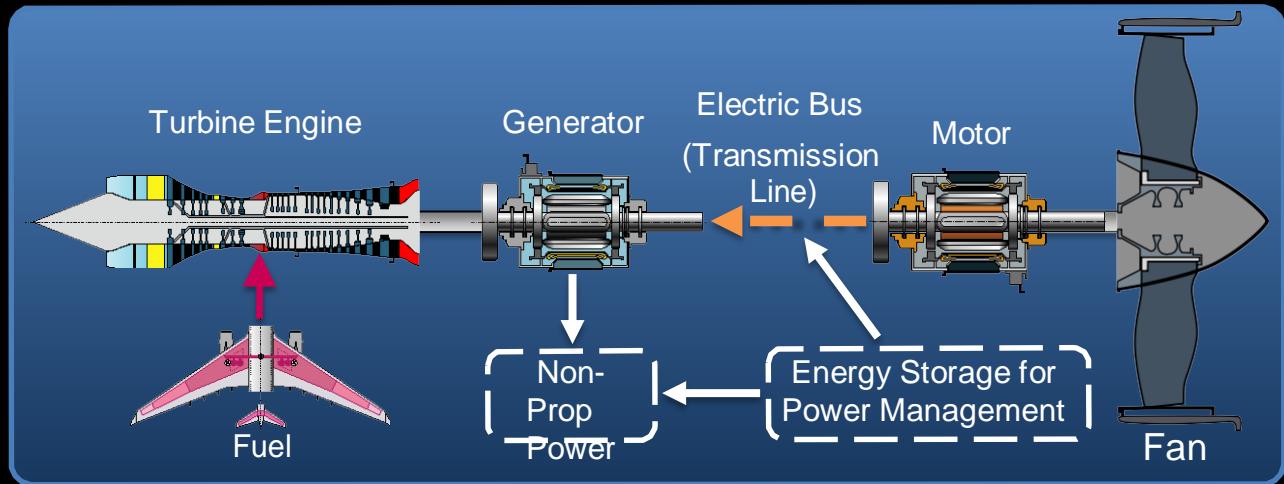
Possible Future Commercial Large Transport Aircraft

Hybrid Electric



Both concepts can use either non-cryogenic motors or cryogenic superconducting motors.

Turbo Electric





Estimated Benefits From Systems Studies




N3-X (baseline Boeing 777-200)


- ~63% energy use reduction
- ~90% NO_x reduction
- 32-64 EPNdB cum noise reduction



LEAPTech Wing Technology for GA (baseline Cirrus)

- 5 to 9x lower energy use/cost and emission
- 25 dB lower community noise
- Propulsion redundancy, improved ride quality, and control robustness

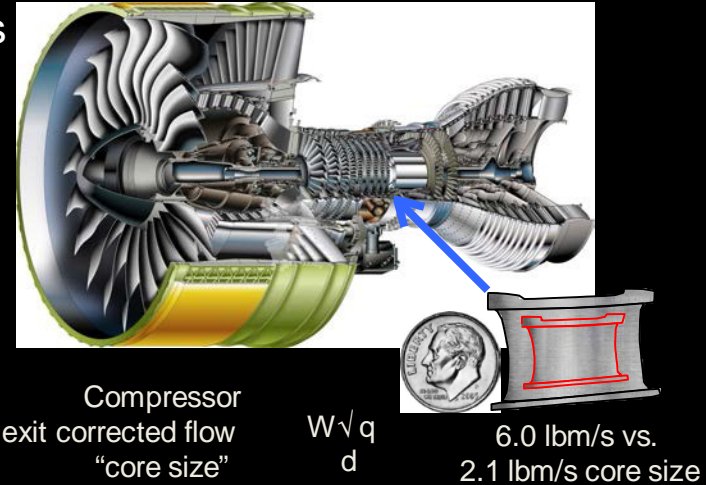




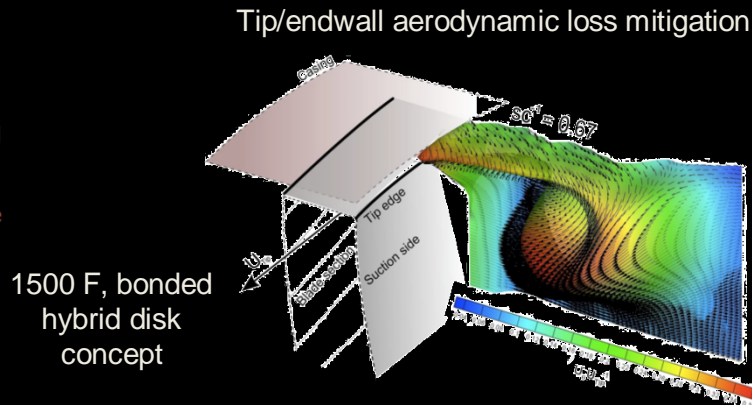
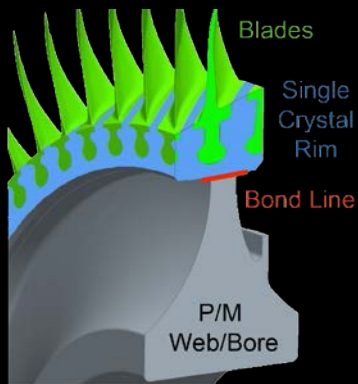

Highly Efficient Gas Generator

- 1500 ° F capable disks, coatings, and noncontacting seals
- 2700 ° F capable CMC turbine blades
- Low NOx fuel-flexible combustion
- Characterization of alternative fuels emissions
- Minimize losses due to large tip and hub seal cavity gaps of small size core
- Minimize cooling/leakage losses
- Assess system benefits and evaluate “smaller core” technology concepts for high-speed compressor demonstration

Smaller Core Size Research




Low NOx , fuel flexible combustor



1500 F, bonded hybrid disk concept

Technology Applications for Hybrid-Electric Vehicles





Power Systems Architectures

- Multikilovolt power system architecture and associated control system for transmission and use of multimegawatt power in aircraft
- Integrated thermal management and motor control schemes
- Enabling materials and manufacturing technologies

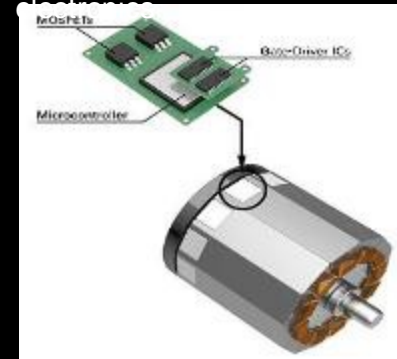
Superconducting transmission line



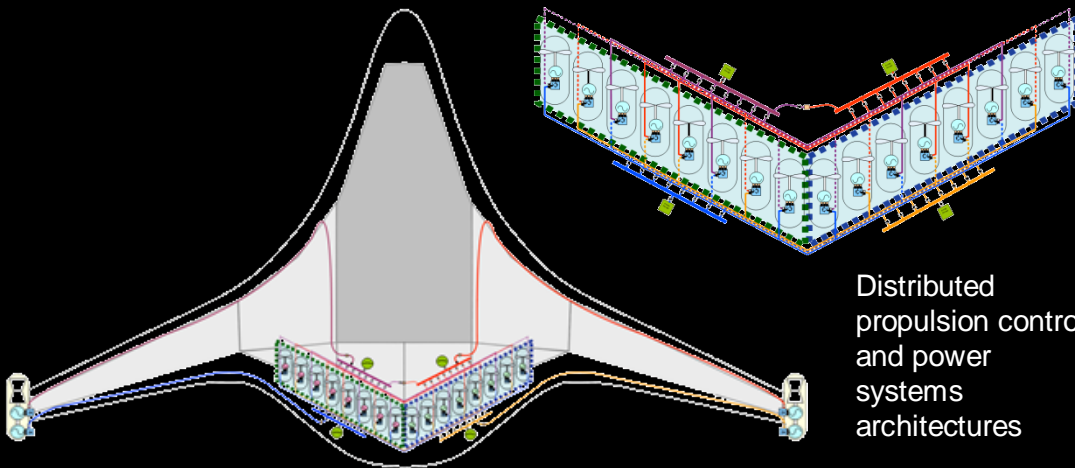

Lightweight power transmission



Integrated motor with high power density power electronics




Lightweight Cryocooler



Distributed propulsion control and power systems architectures

Lightweight power electronics






High-Power Density Motors

- Cryogenic, superconducting motors for long term
- Normal conductor motors for near and intermediate term
- High power to weight ratio is enabling
- Materials and manufacturing technologies advances required
- Design and test 1-MW noncryogenic electric motor starting in FY2015

Nanoscale ultra-high strength low percent rare-earth composite magnets



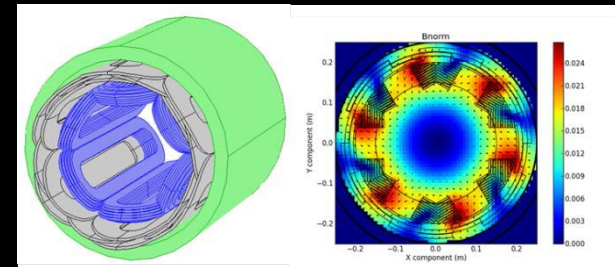
High thermal conductivity stator coil insulation




Low A/C loss superconducting filament



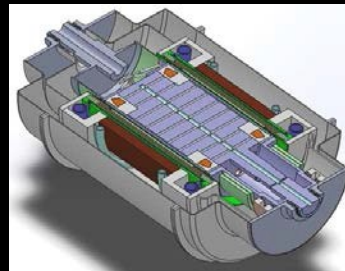
Superconducting electromagnetic model



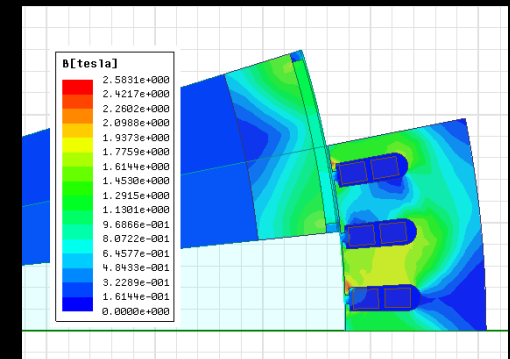
Normal conductor 1-MW rim-driven motor/fan



Fully superconducting motor



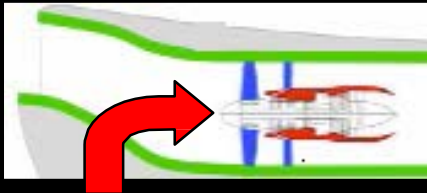

Flux density for rim-driven motor



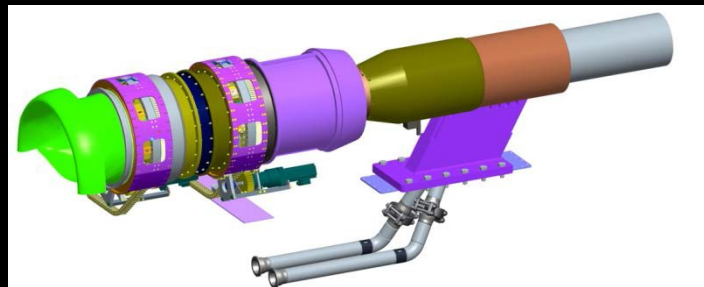
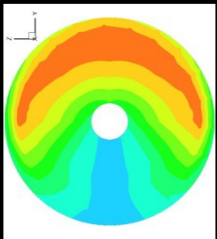


Understanding Boundary Layer Ingestion Systems

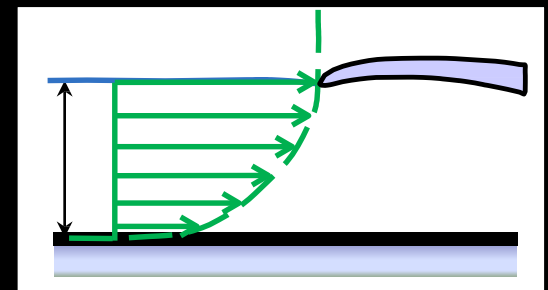
- Assess net system-level benefits of propulsion-airframe integration concepts relative to podded engines.
- Measure boundary layer ingestion benefits of integrated propulsion airframe configuration relative to podded engine.
- Design highly coupled inlet/fan tolerant to continuous operation in distorted inflow.
- Test performance of highly coupled inlet/fan design required to achieve net system level benefits.



Distortion tolerance required for net vehicle system benefit

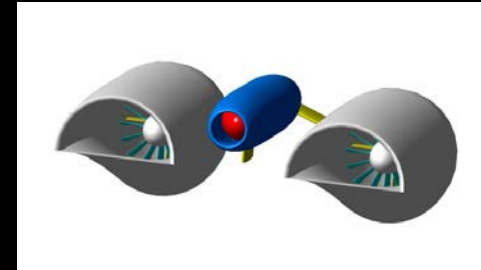


Reduced velocity in the boundary layer reduces inlet diffusion drag, but highly distorts inlet flow




Efficient, Low Noise Propulsor Systems

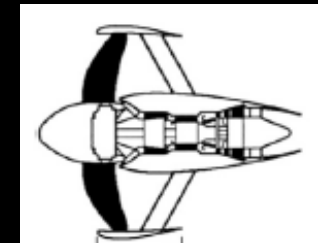
- Conceive and explore advanced propulsor architectures and technologies that alter the trajectory of noise and fuel burn trends for fans and open rotors to achieve future performance targets.
- Enhance analysis capabilities and acquire verification data to model nontraditional propulsion technologies and configurations.
- Maintain experimental facilities and capability to allow cutting-edge exploration of unique fan and open rotor system performance and associated physics.



Highly integrated, single core/motor, multiple propulsors



Counter-rotating fans

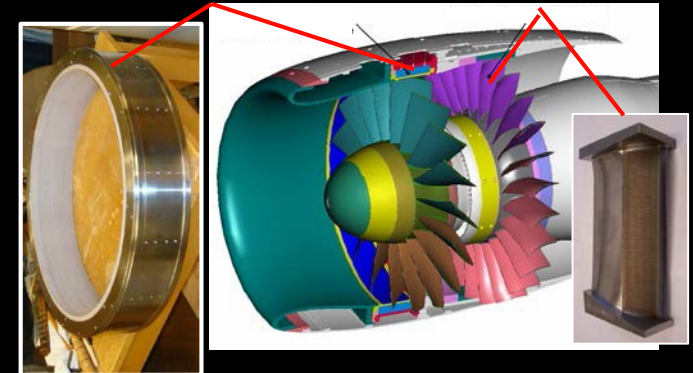


Shrouded open rotor concept

Nontraditional low noise technologies


Over-the-rotor acoustic treatment fan case

Acoustically treated "soft" vanes



Open rotor installed in NASA wind tunnel (2010)

Open rotor noise prediction








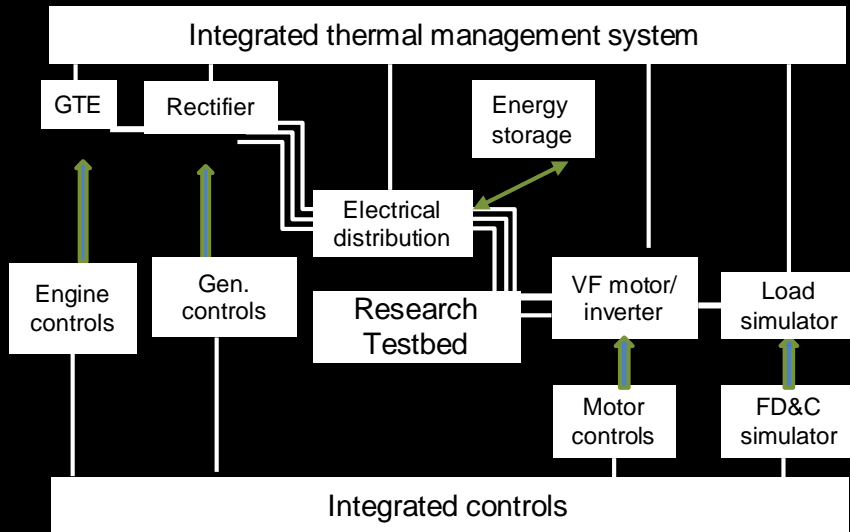
Enabling System Testing

- Use system-level simulation capability to emerge requirements.
- Demonstrate technology at appropriate scale for best research value.
- Integrate power, controls, and thermal management into system testing.
- Validated tools and data that industry and future government projects can use for further development.

Propulsion Electric Grid Simulator—hardware-in-the-loop electrical grid



Fully cryogenic motor testing
Glenn/SMIRF




Eventual flight simulation testing at NASA
Armstrong Flight Research Center



Integrated Vehicles and Concept Evaluations

- Determine design requirements and trade space for hybrid electric propulsion vehicles
- Identify near-term technologies that can benefit aircraft non-propulsive electric power
- Enhance analysis capabilities to model non-traditional vehicle configurations with HE systems
- Establish vehicle conceptual designs that span power requirements from GA (<1 MW) to regional jets (1-2 MW) to single-aisle transports (5-10 MW)

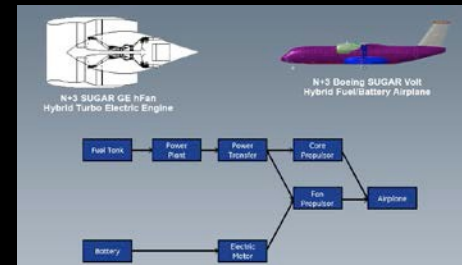

GTE/generator, distribution & motor drive



Fully electric GA/commuter



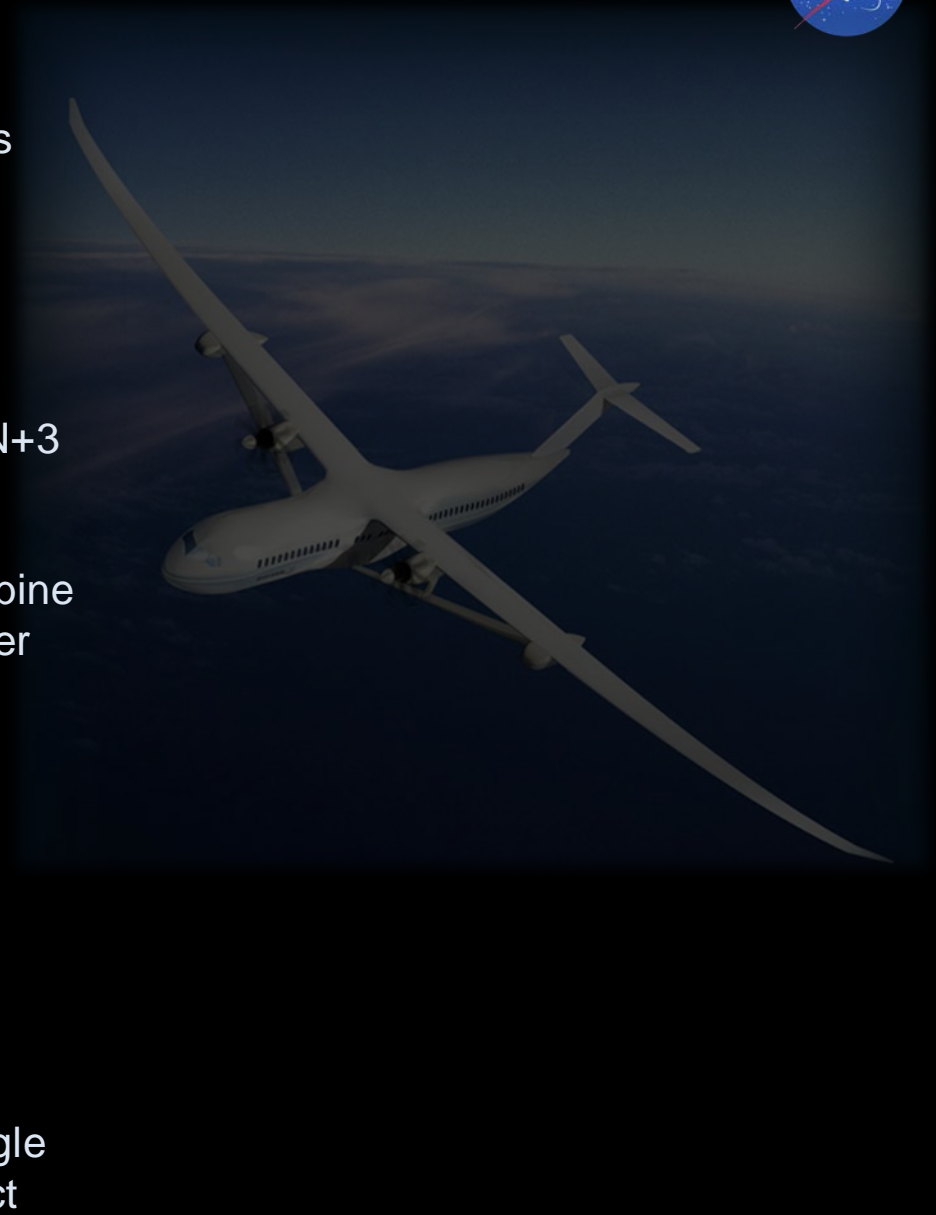
GTE and energy storage (battery)





Looking to the future...

- Exciting challenges for an industry that was deemed “mature”
- Conceptual designs and trade studies for electric-based concepts
- Tech development and demonstration for N+3 MW class aircraft
- Development of core technologies, i.e., turbine coupled motors, propulsion modeling, power architecture, power electronics, thermal management and flight controls
- Multiplatform technology testbeds demonstrating
- Development of multiscale modeling and simulations tools
- Focus on future large regional jets and single aisle twin engine aircraft for greatest impact





Questions?

