

# PERSPECTIVES

## OPINION

### Microbial production of recalcitrant dissolved organic matter: long-term carbon storage in the global ocean

Nianzhi Jiao, Gerhard J. Herndl, Dennis A. Hansell, Ronald Benner, Gerhard Kattner, Steven W. Wilhelm, David L. Kirchman, Markus G. Weinbauer, Tingwei Luo, Feng Chen and Farooq Azam

**Abstract** | The biological pump is a process whereby CO<sub>2</sub> in the upper ocean is fixed by primary producers and transported to the deep ocean as sinking biogenic particles or as dissolved organic matter. The fate of most of this exported material is remineralization to CO<sub>2</sub>, which accumulates in deep waters until it is eventually ventilated again at the sea surface. However, a proportion of the fixed carbon is not mineralized but is instead stored for millennia as recalcitrant dissolved organic matter. The processes and mechanisms involved in the generation of this large carbon reservoir are poorly understood. Here, we propose the microbial carbon pump as a conceptual framework to address this important, multifaceted biogeochemical problem.

The biogeochemical fate of organic matter in the ocean is an important issue that must be considered in order to understand the role of the ocean in climate change. The biological pump involves a series of processes through which CO<sub>2</sub> is fixed as organic matter by photosynthesis and then transferred to the ocean interior, resulting in the temporary or permanent storage of carbon<sup>1–3</sup>. The known mechanisms involved in the biological pump include the sedimentation of particulate organic matter (POM) from surface waters towards the seabed<sup>1</sup> and the export of dissolved organic matter (DOM) from the euphotic zone to deeper waters<sup>2,3</sup> by mixing and downwelling of water parcels. Both POM and DOM are subject to microbial mineralization, and most of the organic carbon will be returned to dissolved inorganic carbon (DIC) within a few decades<sup>4</sup>. Together, these processes remove organic-form carbon from the surface waters and convert it to DIC at greater depths, maintaining the surface-to-deep-ocean gradient of DIC and resulting in the temporary storage of carbon until it is ventilated to the surface again by the

thermohaline circulation<sup>2</sup>. A small fraction of POM escapes mineralization and reaches the sediment, where organic carbon can be buried and stored for thousands and even millions of years<sup>1–3</sup>. The long-term storage of carbon by the biological pump is the primary concern regarding the role of the ocean in climate change. The efficiency of the biological pump is currently regarded as a basic measure of the ocean's ability to store biologically fixed carbon. However, in our opinion the production and fate of the large pool of recalcitrant DOM (RDOM) in the oceanic water column has not been adequately considered in the biological pump concept.

Marine bacteria and archaea are responsible for the respiration of most of the carbon that sinks into the ocean's depths<sup>5</sup>. Consequently, these microorganisms and their interactions with organic matter have received much attention recently, and several excellent reviews have been published on this topic<sup>6–9</sup>. One fundamental aspect of the interaction between these bacterial and archaeal species and organic matter sets them apart from other ocean biota:

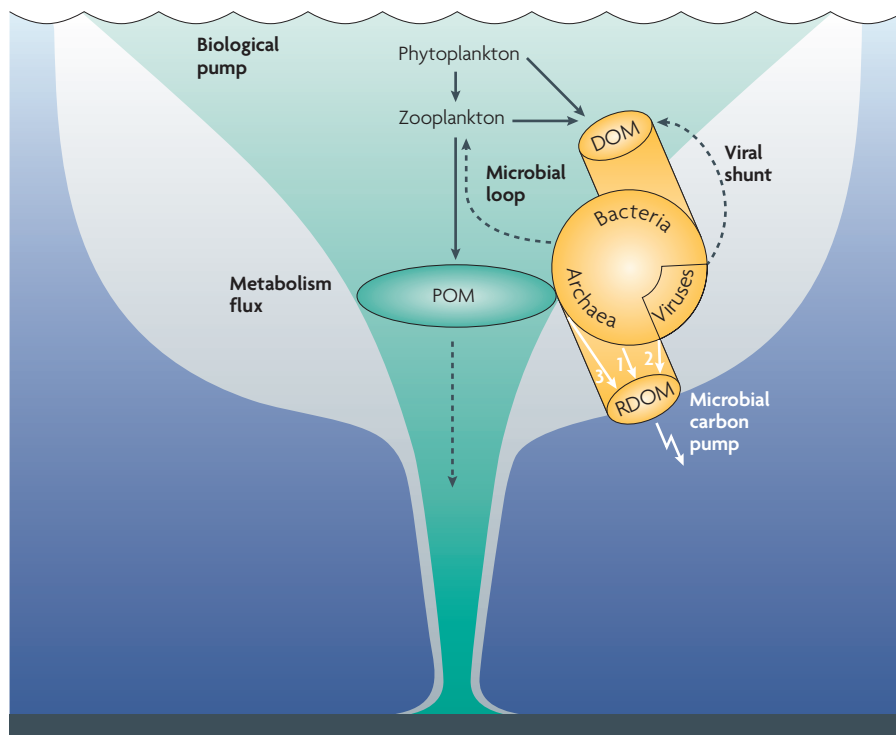
as the dominant heterotrophic osmotrophs, they essentially monopolize the utilization of DOM. The diverse adaptive strategies of microorganisms for using newly fixed carbon are well known. However, there are large gaps in our knowledge of how these microorganisms interact with the large pool of DOM that seems to be recalcitrant. The relationship of microorganisms with this RDOM pool is not well explored, despite great progress in our understanding of the genomic diversity of marine microorganisms and their *in situ* processes. The interaction between this RDOM pool and microorganisms is important, as DOM molecules that are not degraded for extended periods of time constitute carbon storage. In this Opinion article, we propose the microbial carbon pump as a conceptual framework to address the role of microbial generation of RDOM and relevant carbon storage, with the aim of improving our understanding of oceanic carbon cycling and global climate change.

#### Marine organic matter

Although organic matter in marine environments occupies a molecular-size continuum<sup>10,11</sup>, in research practice it is operationally divided into POM and DOM. POM is initially formed as autotrophic biomass and is then transformed through multiple trophic pathways at each level of the marine food web<sup>12,13</sup>. There are many mechanisms of DOM production in the upper ocean, and they vary spatially and temporally. It is difficult to specify or predict the dominant sources of DOM in a given ecological scenario. Phytoplankton release a highly variable, but at times substantial, fraction of primary production into seawater as DOM<sup>14–16</sup>. Another notable mechanism is the release of DOM resulting from viral lysis<sup>8</sup>. 'Sloppy feeding' by metazoan grazers might also release phytoplankton cytosol as DOM, and the egesta of protists and metazoa can contain DOM. Further, a major mechanism of DOM production is POM solubilization by bacterial and archaeal ectohydrolases<sup>17</sup>.

#### The lability of DOM

It has been difficult to elucidate the biochemical interactions between



**Figure 1 | Major biological processes involved in carbon cycling in the ocean.** The main biological processes are shown. The biological pump is a process whereby CO<sub>2</sub> in the upper ocean is fixed by primary producers and transported to the deep ocean as sinking biogenic particles (particulate organic matter; POM) or as dissolved organic matter (DOM). The microbial loop is a pathway in the aquatic food web whereby DOM is taken up by bacteria and archaea, which are consumed by protists, which are in turn consumed by metazoans (not shown). The viral shunt reflects virus-mediated lysis of microorganisms, which returns the POM to the DOM pool. The proposed microbial carbon pump is a conceptual framework for understanding the role of microbial processes in the production of recalcitrant DOM (RDOM). RDOM can persist in the ocean for millennia and is therefore a reservoir for carbon storage in the ocean. Three major pathways have been identified in the microbial carbon pump: direct exudation of microbial cells during production and proliferation (path 1); viral lysis of microbial cells to release microbial cell wall and cell surface macromolecules (path 2); and POM degradation (path 3). The grey shading roughly indicates the total flux of carbon metabolism in the water column.

microorganisms and DOM. For the present discussion, it is useful to recognize the operational classification of DOM into three categories according to biological availability: labile DOM (LDOM), semi-labile DOM (SLDOM) and recalcitrant DOM (RDOM)<sup>18–20</sup>. LDOM can be used by heterotrophic microorganisms within days or even hours<sup>21,22</sup>, whereas SLDOM can persist for months to years and accounts for most of the DOM that is exported from the euphotic zone to greater depths. RDOM, being resistant to biological decomposition, is the most persistent carbon pool, with the potential to be stored for millennia in the ocean's interior<sup>21,23</sup>.

The capacity to use various DOM components varies among types of ocean-dwelling microorganisms<sup>24</sup>. The lability of DOM can also be specific to the utilizing microbial species or group<sup>24</sup>. For example, a functional group of bacteria, the aerobic anoxygenic

photoheterotrophic bacteria (AAPB), which mainly inhabit the euphotic zone, were found to be less versatile in utilizing diverse organic matter<sup>25</sup> than most other bacterial groups. By contrast, microorganisms in the bathypelagic zone have developed metabolic strategies to adapt to the low reactivity of deep-sea DOM<sup>19</sup>. For instance, high ectoenzymatic activity in deep waters<sup>26</sup> has been suggested to enable deep-sea microorganisms to utilize organic moieties from resistant polymers<sup>27</sup>. Analyses of archaeal cell walls suggest that isotopically heavy carbon sources such as algal carbohydrates and proteins (which are enriched by 4–5 parts per thousand <sup>13</sup>C compared with algal lipids) are preferentially used by heterotrophic archaea<sup>28</sup>. Spatio-temporal variation in RDOM production and utilization (even at slow rates) will affect long-term carbon storage in RDOM and, hence, the ocean carbon cycle and global climate.

### Generation of RDOM

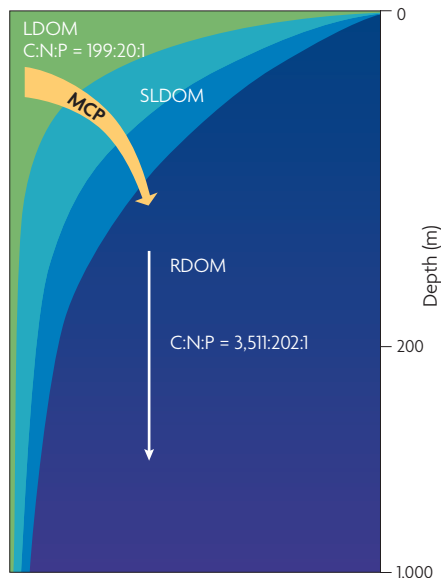
Determining the sources, mechanisms and rates of RDOM generation are intriguing problems. Empirical tests of RDOM generation from a particular source (for example, a pool of LDOM or SLDOM) become logistically impractical if RDOM is defined only in terms of its extremely long half-life. In fact, the half-life of RDOM varies over a continuum; carbon storage in RDOM molecules with a half-life of 50–100 years is a shorter storage period than average but is still relevant to climate models, and measuring the production of such molecules in experimental systems would be more tractable than for molecules with a half-life of 1,000 years. A promising approach is to experimentally demonstrate the production of molecular species that are known to persist as DOM for long periods<sup>29</sup>. In a 36-day incubation, *Pseudomonas chlororaphis* depleted the sole carbon source, D-glucose, within 2 days and generated >100 DOM compounds that contained carbon from this glucose. Approximately 3–5% of the glucose-derived carbon persisted until the end of the experiment<sup>30</sup>. Year-long experiments exposing DOM to natural assemblages of pelagic bacteria might minimize the LDOM and SLDOM 'noise' sufficiently to allow identification of the sources and mechanisms of RDOM production. In a 1-year incubation with pelagic marine bacteria assemblages and either D-glucose or L-glutamate, ~37% and ~50%, respectively, of the generated DOM persisted until the end of the incubation<sup>31</sup>, indicating that bacteria can generate long-lived DOM efficiently. In the deep sea, the fact that microbial RDOM generation occurs can be inferred from the increase in fluorescent DOM as a function of increasing oxygen consumption<sup>32</sup>.

Although <10% of marine DOM has been chemically characterized to date, thousands of organic molecules (that is, their mass formulas) have been identified<sup>33,34</sup>. Several molecular species derived from bacteria, such as porins<sup>35</sup>, D-amino acids (specifically, D-alanine, D-serine, D-aspartate and D-glutamate<sup>36,37</sup>), muramic acid<sup>36,38</sup> and lipopolysaccharides<sup>39</sup>, are detectable in RDOM and might be released by direct exudation during bacterial production (FIG. 1). Viral lysis of microorganisms is another potential source of RDOM (FIG. 1), although some of the products released by lysis are labile<sup>8,40,41</sup>. Microorganisms account for most of the biotic surface area in the ocean, and there is incredible molecular diversity of cell surface layers owing to the great genetic diversity of bacteria and archaea in the ocean. Microbial

cell wall and cell surface macromolecules might be important sources of RDOM, as they may be released into the water after the cells have been lysed by viruses. This possibility should be tested, as ~50% of bacterial production flows through the viral shunt<sup>8,42,43</sup>. RDOM can also be released during bacterial degradation of POM, as microorganisms express ectoenzymes to convert POM to DOM at rates exceeding their uptake of LDOM<sup>17,44,45</sup>. The selective action of ectoenzymes could generate RDOM (FIG. 1). Further, high microenvironmental concentrations of hydrolysis products could create conditions conducive to chemical reactions that do not occur in the bulk seawater and that, potentially, produce RDOM. For example, the oxygen demand of attached microorganisms could lead to microspatial anoxia and fermentation and, consequently, microenvironmental acidification. Grazing and egestion by protists might contribute to the production of RDOM<sup>46</sup>. In addition, RDOM could be formed from biomolecules that are altered by photochemical and thermal transformation<sup>47–49</sup>, or from geobiomolecules that arise through liposome encapsulation, geopolymerization, sorption–aggregation and selective preservation processes<sup>50</sup>.

### The microbial carbon pump

As discussed above, many microbial activities can be identified that might be involved



**Figure 2 | The effects of the microbial carbon pump.** Successive transformation of labile dissolved organic matter (LDOM) and semi-labile DOM (SLDOM) through the microbial carbon pump (MCP) results in the accumulation of recalcitrant DOM (RDOM) and an increase in the carbon to nitrogen and carbon to phosphorus ratios in RDOM, thus storing carbon in the ocean.

in RDOM generation. In addition, the microenvironmental conditions (such as chemical gradients and oxygen depletion) around microbial cells could be conducive to RDOM formation from altered biomolecules. We propose the microbial carbon pump (MCP) (FIG. 1) as a conceptual framework for understanding the role of microbial processes in RDOM generation and relevant carbon storage in the ocean. The MCP provides a framework to explicitly assimilate environmental, trophic, physiological, molecular and genomic data that are relevant to the *in situ* microbial activities which regulate RDOM production and dynamics.

There are several reasons to propose the MCP concept and to add important

emphasis to the role of microbial heterotrophic processes in the more general context of the biological pump. Currently, long-term storage of carbon as RDOM is not explicitly addressed in the biological pump. Further, the conventional interpretation of the biological pump emphasizes the vertical transport of carbon (either POM or DOM) from the euphotic zone to the deep sea, whereas the MCP stresses the formation of RDOM, which can persist at any depth in the water column, including the euphotic zone. The fundamental driver of the conventional biological pump is primary production, whereas that of the MCP is microbial heterotrophic activity; thus, the conventional biological pump mostly concerns new

### Glossary

**Aerobic anoxygenic photoheterotrophic bacteria (AAPB).** A group of bacteria that are primarily heterotrophic but can utilize light energy through bacterial chlorophyll *a*.

#### Bathypelagic zone

The water layer that extends from 1,000 metres to 4,000 metres below the ocean surface. Sunlight does not reach this zone.

#### Dissolved organic matter

(DOM). Marine organic matter that is less than 0.22 µm in diameter (or, sometimes, 0.7 µm, depending on the filter used). DOM can be further classified on the basis of biological availability.

#### Downwelling

The sinking of higher-density water beneath lower-density water, such as colder or more saline water sinking below warmer or fresher surface water.

#### Euphotic zone

The surface water layer of the ocean that is exposed to sufficient sunlight for photosynthesis to occur. This layer extends from the atmosphere–water interface to a depth at which the light intensity falls to 0.1% of that at the surface.

#### f-ratio

The fraction of total primary production that is fuelled by new nitrogen (such as nitrate and N<sub>2</sub>) supplied from outside the euphotic zone, as opposed to that fuelled by regenerated nitrogen (such as ammonium) within the euphotic zone.

#### Geobiomolecule

A long-lived biologically produced molecule.

#### Heterotrophic osmotroph

An organism requiring DOM for its carbon and energy sources.

#### Labile DOM

(LDOM). A small fraction of DOM that is present mainly in surface waters and is ready for biological utilization.

#### Mesopelagic zone

Typically between 200 metres and 1,000 metres below the ocean surface. Although some light penetrates this deep, it is insufficient for photosynthesis.

#### Microbial loop

A pathway in the aquatic food web, whereby DOM is taken up by bacteria and archaea, which are in turn eaten by protists, and so on up the food chain.

#### Ocean acidification

The ongoing decrease in seawater pH that is caused by the uptake of anthropogenic CO<sub>2</sub> by the ocean; CO<sub>2</sub> uptake from the atmosphere is controlled by the difference in partial pressure of CO<sub>2</sub> between the air and the sea, as well as by the thermohaline circulation.

#### Particulate organic matter

(POM). Operationally defined as the material that is retained by a filter with a pore size of 0.22 µm (or, sometimes, 0.7 µm).

#### Recalcitrant DOM

(RDOM). DOM that is resistant to microbial utilization and that can persist in the ocean interior for up to thousands of years. This is the major fraction of DOM found throughout the entire water column, with an inventory of 624 Gt C, accounting for more than 95% of the total dissolved organic carbon in the ocean.

#### Semi-labile DOM

(SLDOM). DOM that can be used gradually, over months to years. SLDOM is a small fraction of the total ocean DOM (~50 Gt C) and is mainly present in surface waters.

#### Sloppy feeding

Metazoan grazing on phytoplankton, entailing organic matter spill in the form of DOM.

#### Solubility pump

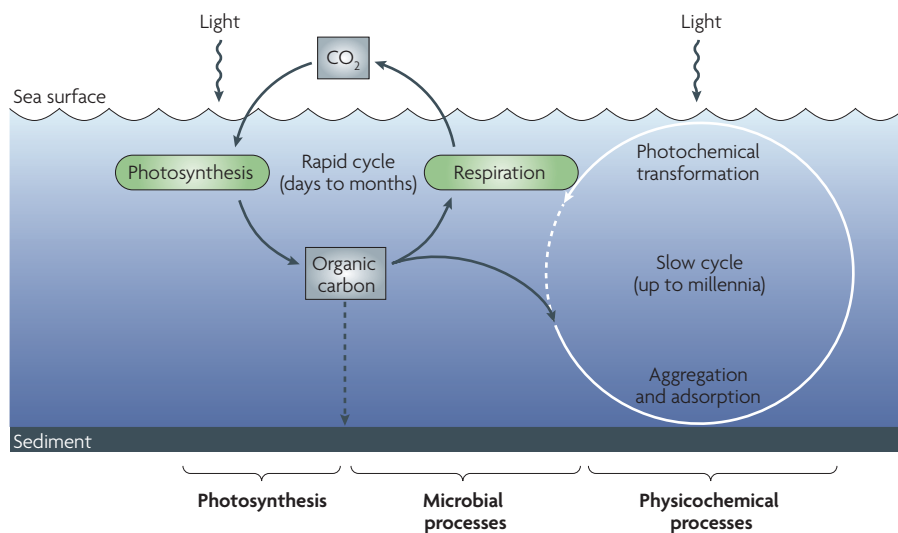
(SP). A physicochemical process that transports dissolved inorganic carbon from the ocean's surface to its interior. The SP is primarily driven by the solubility of CO<sub>2</sub> and the thermohaline circulation.

#### Thermohaline circulation

Also called the ocean conveyor belt, this is the part of the large-scale overturning circulation that is thought to be driven by the global density gradients caused by temperature and salinity.

#### Viral shunt

Viral lysis of microorganisms, which returns organic carbon from the POM form to the DOM form.



**Figure 3 | Dynamic interactions between rapid and slow cycles of organic carbon in the ocean.** Organic carbon undergoes either rapid cycling or slow cycling in the ocean. Rapid cycling is driven mainly by photosynthesis and subsequent particulate organic matter sedimentation through the biological pump, whereas the slow cycle is mediated by the microbial carbon pump, prolonging the residence time of carbon in the ocean.

production, whereas the MCP mostly concerns regenerated production. Furthermore, the MCP can be very strong where the conventional biological pump is very weak (for example, in oligotrophic oceanic waters with strong stratification).

In the MCP model, the successive — and perhaps repetitive — processing of DOM by the MCP transforms some organic carbon from the reactive DOM pools to a recalcitrant carbon reservoir in the form of RDOM (FIG. 2). Two important consequences of the MCP must be highlighted. First, it ‘pumps’ organic carbon from low concentrations of reactive carbon to high concentrations of recalcitrant carbon, building up a huge reservoir for carbon storage. Second, it alters the chemical composition of DOM, resulting in changing ratios of carbon to nitrogen, phosphorus and other elements. Field studies have clearly demonstrated the selective remineralization of phosphorus from DOM with increasing depth in the ocean<sup>51</sup>. Stoichiometric analyses show that the carbon:nitrogen:phosphorus ratios of RDOM (~3,511:202:1) are very different from LDOM (199:20:1) and POM (106:16:1)<sup>23</sup>. This difference indicates that the MCP transfers more carbon, relative to nitrogen and phosphorus, from the reactive organic matter pool into RDOM (FIG. 2). Thus, the MCP keeps relatively more carbon in the RDOM pool than organic nitrogen and phosphorus, and it releases more inorganic nitrogen and phosphorus into the water, providing essential nutrients for primary production.

**The MCP and carbon storage**

The current carbon inventory of RDOM (624 Gigatonnes (Gt) C<sup>52</sup>) is comparable to the atmospheric CO<sub>2</sub> reservoir (~750 Gt C<sup>50,53,54</sup>), but the average apparent radiocarbon age of RDOM is high, at 4,000–6,000 years<sup>21</sup>. This age is higher than the turnover time of the thermohaline circulation (550–2,000 years)<sup>55,56</sup>, indicating that RDOM generation by the MCP might be an important mechanism for long-term storage of fixed atmospheric carbon by the ocean.

Potential evidence for the sequestration of atmospheric CO<sub>2</sub> by the MCP can be found in Earth’s history. The carbon isotope record for the post-2.0 Gyr (billion years) ago Proterozoic indicates that there was a decrease in the size of the marine DIC reservoir<sup>57</sup>. By the Neoproterozoic (1.0–0.543 Gyr ago), the dissolved organic carbon (DOC) reservoir (3.2 × 10<sup>19</sup> mol C) reached at least ten times the DIC pool of the modern ocean; the turnover time of the Neoproterozoic DOC reservoir is estimated to be at least 10,000 years<sup>58</sup>. However, the biological pump-mediated POM flux was probably not efficient until the evolution of planktonic animals producing faecal pellets that formed rapidly sinking POM<sup>58</sup>, which occurred after the Ediacaran (0.631–0.542 Gyr ago)<sup>59</sup>. By contrast, the MCP may have been very effective under the anoxic conditions at that time and, thus, responsible for the inflated DOC reservoir and storage of atmospheric CO<sub>2</sub>. It is not known whether the oceanic RDOM carbon

inventory is currently changing as a function of a changing ocean<sup>52</sup>, but the formation of RDOM plays an important part in the storage of atmospheric carbon because it cycles very slowly. As indicated in FIG. 3, organic carbon can undergo rapid cycling or slow cycling in the ocean. Rapid cycling currently transports 0.1–0.16 Gt C per year as POM that sinks to the sea floor<sup>60,61</sup> through the biological pump (FIG. 4). The slow cycle prolongs the residence time of carbon in the ocean. Non-sinking RDOM could adsorb to sinking particles or form aggregates with, for example, transparent exopolymer particles<sup>7,62</sup> and marine snow<sup>63</sup>. An unknown amount of RDOM is deposited in sediments through absorption and aggregation (FIG. 4). The RDOM is transported to deep waters during downwelling and convective deep-water formation<sup>52,64</sup>. The RDOM production rate could be equivalent to its removal rate<sup>52</sup> or even higher under certain conditions (6-month incubation experiments have suggested an RDOM production rate of 0.5–0.6 Gt C per year<sup>65</sup>, but further studies are needed for accurate estimates). Thus, the MCP-mediated slow cycling of organic carbon could play a hitherto unrecognized role in atmospheric carbon storage, in particular over millennial timescales.

The solubility pump is another mechanism for ocean carbon storage that could have a large impact on marine organisms and biogeochemical cycles owing to ocean acidification<sup>66</sup> (FIG. 4). By contrast, MCP-driven RDOM storage does not appreciably alter the buffering capacity of seawater and has no known negative impact on marine organisms.

**Connecting the two pumps**

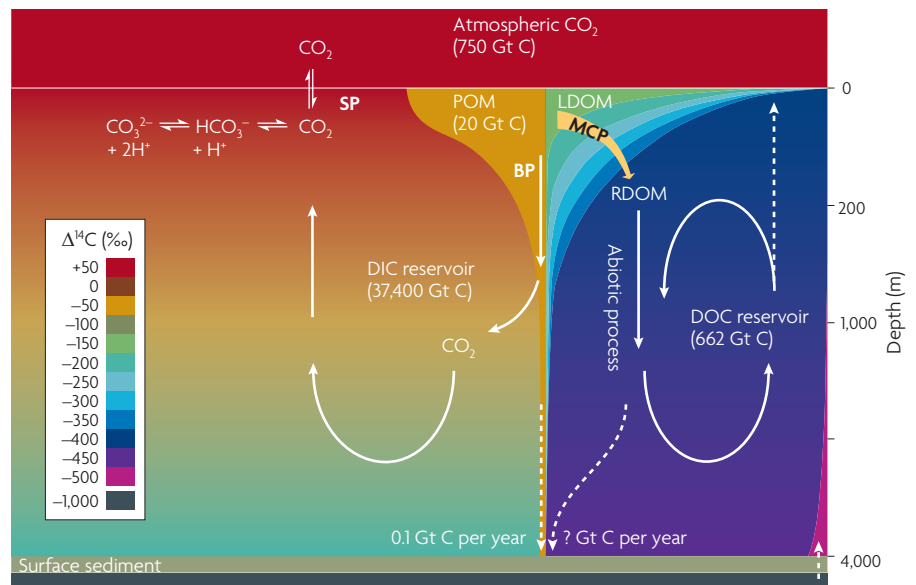
The concept of the MCP highlights the mechanistic contrasts to, and seeks biogeochemical connections with, the conventional biological pump. We envision that carbon storage mediated by POM export through the biological pump and by the MCP are connected by the microbial loop, whereby DOM is taken up by heterotrophic microorganisms and transported to the grazing food web (FIG. 1). Our current understanding of microbial processing of organic matter leads to some general predictions. The relative importance of the two mechanisms is expected to vary both spatially and temporally (for example, seasonally). In eutrophic waters, carbon storage mediated by POM export through the biological pump probably exceeds that mediated by the MCP owing to high primary production in this zone. However, the



efficiency of POM export by the biological pump is low in oligotrophic waters, which is reflected in the low  $f$ -ratios and the picoplankton dominance of the phytoplankton communities in these systems<sup>1,67–69</sup>. The ecosystem-level metabolism in these nutrient-depleted systems is dominated by cyanobacteria, heterotrophic bacteria and archaea, and a high proportion of primary production is channelled to DOM<sup>70</sup>, part of which can be subsequently transformed to RDOM. Therefore, the importance of the MCP is expected to be high in oligotrophic systems. The relative importance of the MCP versus the export of POM by the biological pump is also expected to change if a system shifts from high to low productivity. For example, negligible primary productivity in Antarctic waters during the austral winter is associated with substantial microbial-loop activity, which varies over time according to DOM drawdown before<sup>71</sup> or well into<sup>72</sup> the winter. This shows that variation in the degradability of different DOM components has important implications for the functioning of the ecosystem<sup>72</sup>. In the Southern Drake Passage<sup>72</sup> in the Antarctic, the over-wintering populations of bacteria and archaea presumably carry metabolic attributes that allow them to utilize SLDOM, but such processing might also lead to the generation of RDOM.

Moving down into the mesopelagic zone and bathypelagic zone, the conventional biological pump and the MCP are probably coupled, and the strength of coupling might influence RDOM formation at the expense of POM-derived DOM that is supplied by biological pump-mediated particle flux. A reverse scenario might arise when sinking particles adsorb DOM, including RDOM, thus connecting RDOM with POM export<sup>52,73</sup>. A further hypothetical connection between the MCP and POM export in the ocean's interior is that the input of LDOM from sinking particles creates microscale bursts of microbial activity accompanied by co-metabolism of SLDOM in the surrounding water. In this scenario, high POM export activity will tend to reduce SLDOM levels but might stimulate the production of RDOM.

These considerations are relevant for the consequences of climate change: ocean warming is likely to strengthen ocean stratification and decrease nutrient supply to the euphotic zone, making the surface layer more oligotrophic<sup>74</sup>. In such a scenario, the partitioning of biogenic carbon flow will change, with the flow to POM diminishing and that to DOM increasing<sup>75</sup>. This outcome



**Figure 4 | The major mechanisms for formation of oceanic carbon reservoirs.** The major oceanic carbon reservoirs and the mechanisms that control carbon cycling and storage in the ocean are shown. The dissolved organic carbon (DOC) reservoir is comparable to the atmospheric CO<sub>2</sub> inventory and is formed by recalcitrant dissolved organic matter (RDOM) accumulation, driven mainly by the microbial carbon pump (MCP). The biggest oceanic carbon reservoir is the dissolved inorganic carbon (DIC) pool, which is formed by biological pump (BP)-mediated transportation of organic carbon (in the form of particulate organic matter; POM) into the ocean interior and its subsequent remineralization, as well as by the solubility pump (SP) (which is driven by differences in CO<sub>2</sub> partial pressure). The SP has an impact on marine organisms and biogeochemical cycles, as it can lead to ocean acidification. MCP-driven carbon storage does not appreciably alter the buffering capacity of seawater and has no known negative impact on marine organisms. Background colours indicate the rough radiocarbon ages, according to the change in <sup>14</sup>C parts per thousand (Δ<sup>14</sup>C‰) values<sup>85</sup>. Gt, gigatonne; LDOM, labile dissolved organic matter.

will probably enhance the role of the MCP in carbon storage. These examples show that POM export by the biological pump and RDOM generation by the MCP — as carbon storage mechanisms — should be studied as parts of an integrated system. Neither can be understood without the other.

#### Hypotheses and future research directions

The MCP provides a conceptual framework and testable hypotheses for the sources and transformations of DOM, the production of RDOM, the underlying biogeochemical mechanisms and the consequences for the future biogeochemical state of the ocean. The anthropogenic increase in atmospheric CO<sub>2</sub> is a global challenge that will affect seawater chemistry, particle size distributions, and the diversity and function of microbial communities<sup>76</sup>. In one hypothetical scenario, the concurrent elevation of  $p$ CO<sub>2</sub> and ocean temperature could increase microbial activity, channelling a greater fraction of the fixed carbon into DOM and its derivative gel phases, consistent with recent studies<sup>7,10,75</sup>. Future studies on the consequences of global change should consider the hypothesis of

enhanced microbial activity and increased relevance of the MCP in oceanic carbon flow. In view of our poor mechanistic understanding of carbon flux partitioning and its global consequences, we stress the need for a new emphasis on research that explicitly applies considerations of the microbial loop to the broader and deeper biogeochemical context of the MCP.

Future research on the MCP needs to first address basic questions of RDOM composition, the mechanisms of its formation, the nature of its interface with microbial-loop biochemistry, and the associated community shifts and trophic dynamics. For example, the importance of the viral shunt for RDOM partitioning is unknown. Further, the MCP framework underscores the need to understand the ability of microorganisms to process DOM at various taxonomic and functional-group levels. Bacterial anoxygenic phototrophy can reduce the respiratory consumption of DOM and, thus, could be influential for a marine region becoming a CO<sub>2</sub> sink<sup>77</sup>. Such energy supply-related microbial activities must be taken into account if we are to understand

Box 1 | Questions for future research

- What are the concentrations, compositions and spatiotemporal variations of recalcitrant dissolved organic matter (RDOM) in the ocean?
- Is the RDOM inventory currently changing and, if so, is the rate of change fast enough for RDOM to serve as an evolving reservoir for stored carbon?
- Why do heterotrophic bacteria and archaea not degrade RDOM in 'microbial timeframes'?
- What are the structural and biochemical constraints on degradability?
- What environmental conditions make RDOM more or less degradable?
- Can we predict the chemical composition of the degradation products?
- What is the taxon-specific variation in the degradability of RDOM?
- Is ecosystem energy supply also a constraint on RDOM degradability?
- How does organic-matter flux through the microbial loop affect RDOM lability?

carbon cycling in a changing ocean. Just as the regional characteristics of marine DOM shape the microbial community<sup>78</sup>, so global changes could shift the microbial dominance and degradative capabilities and, subsequently, influence the RDOM reservoir in the ocean as a whole.

Studying RDOM as part of a DOM reactivity (or recalcitrance) continuum continues to be a 'recalcitrant' problem owing to the complexity of the underlying biogeochemical interactions and the limitations of the available study methods. Powerful new methods in physical chemistry, analytical chemistry<sup>33,79</sup> and microbial genomics and metabolomics<sup>80–82</sup> provide cause for optimism that we can now test hypotheses regarding the function of the MCP and the carbon flux through RDOM. Although new methods will help, we need novel and innovative, probably multidisciplinary, approaches to directly address the kinetic and mechanistic aspects of the functioning of the MCP in the context of the ocean's biogeochemical dynamics. A few basic questions are shown in BOX 1.

Closing remarks

The biogeochemistry of DOM is complex and intimately connected with microbial processes. Although the magnitude of RDOM as one of the largest pools of organic matter on Earth is appreciated, RDOM is not noted for its dynamic state. Marine geochemists are awed by the molecular complexity of RDOM, and microbial oceanographers are intrigued by the very persistence of RDOM as an apparent stark departure from the principle of microbial infallibility<sup>83</sup>. The MCP provides a formalized focus on the importance of microbial processes in carbon storage in the RDOM pool as well as a framework for testing hypotheses regarding the sources and sinks

of DOM and the underlying biogeochemical mechanisms. Our proposal that microbial processes underlie the long-term carbon storage in RDOM underscores the proposition that the part that the ocean plays in structuring the Earth's climate is largely driven by microorganisms<sup>84</sup>.

*Nianzhi Jiao and Tingwei Luo are at the State Key Laboratory of Marine Environmental Sciences, Xiamen University, 361005, China.*

*Gerhard J. Herndl is at the University of Vienna, Althanstrasse 14, 1090 Vienna, Austria.*

*Dennis A. Hansell is at the University of Miami's Rosenstiel School of Marine and Atmospheric Science, 4600 Rickenbacker Causeway, Miami, Florida, 331249, USA.*

*Ronald Benner is at the University of South Carolina, Columbia, South Carolina 29208, USA.*

*Gerhard Kattner is at the Alfred Wegener Institute for Polar and Marine Research, Am Handelshafen 12, D-27570 Bremerhaven, Germany.*

*Steven W. Wilhelm is at The University of Tennessee, 1414 West Cumberland Avenue, Knoxville, Tennessee 37996, USA.*

*David L. Kirchman is at the School of Marine Science and Policy, University of Delaware, 222 Cannon Lab, Lewes, Delaware 19958, USA.*

*Markus G. Weinbauer is at the Laboratoire d'Océanographie de Villefranche, Université Pierre et Marie Curie-Paris 6 and Centre National de la Recherche Scientifique, 06230 Villefranche-sur-Mer, France.*

*Feng Chen is at the Institute of Marine and Environmental Technology, University of Maryland Center for Environmental Science, 701 East Pratt Street, Baltimore, Maryland 21012, USA.*

*Farooq Azam is at the Scripps Institution of Oceanography, University of California San Diego, 9500 Gilman Drive, La Jolla, California 92093, USA.*

*Correspondence to N.J. e-mail: Jiao@xmu.edu.cn  
doi:10.1038/nrmicro2386  
Published online 5 July 2010*

1. Eppley, R. W. & Peterson, B. J. Particulate organic matter flux and planktonic new production in the deep ocean. *Nature* **282**, 677–680 (1979).
2. Ducklow, H. W., Steinberg, D. K. & Buesseler, K. O. Upper ocean carbon export and the biological pump. *Oceanography* **14**, 50–58 (2001).
3. Karl, D. *et al.* Biological pump working group summary. *OCTET* [online], [http://www.msrb.unsw.edu.au/octet/biological\\_pump.html](http://www.msrb.unsw.edu.au/octet/biological_pump.html) (2001).
4. Raven, J. A. & Falkowski, P. G. Oceanic sinks for atmospheric CO<sub>2</sub>. *Plant Cell Environ.* **22**, 741–755 (1999).
5. Aristegui, J., Gasol, J. M., Duarte, C. M. & Herndl, G. J. Microbial oceanography of the dark ocean's pelagic realm. *Limnol. Oceanogr.* **54**, 1501–1529 (2009).
6. Azam, F. & Malfatti, F. Microbial structuring of marine ecosystems. *Nature Rev. Microbiol.* **5**, 782–791 (2007).
7. Riebesell, U. *et al.* Enhanced biological carbon consumption in a high CO<sub>2</sub> ocean. *Nature* **450**, 545–548 (2007).
8. Suttle, C. A. Marine viruses — major players in the global ecosystem. *Nature Rev. Microbiol.* **5**, 801–812 (2007).
9. Mou, X. Z., Sun, S. L., Edwards, R. A., Hodson, R. E. & Moran, M. A. Bacterial carbon processing by generalist species in the coastal ocean. *Nature* **451**, 708–711 (2008).
10. Azam, F., Smith, D. C., Steward, G. F. & Hagstrom, A. Bacteria-organic matter coupling and its significance for oceanic carbon cycling. *Microb. Ecol.* **28**, 167–179 (1993).
11. Verdugo, P. *et al.* The oceanic gel phase: a bridge in the DOM-POM continuum. *Mar. Chem.* **92**, 67–85 (2004).
12. Gehlen, M. *et al.* Reconciling surface ocean productivity, export fluxes and sediment composition in a global biogeochemical ocean model. *Biogeosciences* **3**, 521–537 (2006).
13. Wassmann, P. Retention versus export food chains: processes controlling sinking loss from marine pelagic systems. *Hydrobiologia* **363**, 29–57 (1998).
14. Arrigo, K. R. Carbon cycle: marine manipulations. *Nature* **450**, 491–492 (2007).
15. Ducklow, H. W., Carlson, C. A., Bates, N. R., Knap, A. H. & Michaels, A. F. Dissolved organic carbon as a component of the biological pump in the North Atlantic Ocean. *Philos. Trans. R. Soc. Lond. B* **348**, 161–167 (1995).
16. Biddanda, B. & Benner, R. Carbon, nitrogen, and carbohydrate fluxes during the production of particulate and dissolved organic matter by marine phytoplankton. *Limnol. Oceanogr.* **42**, 506–518 (1997).
17. Nagata, T., Fukuda, H., Fukuda, R. & Koike, I. Bacterioplankton distribution and production in deep Pacific waters: large-scale geographic variations and possible coupling with sinking particle fluxes. *Limnol. Oceanogr.* **45**, 426–435 (2000).
18. Kirchman, D. L. *et al.* in *Towards a Model of Ocean Biogeochemical Processes* (eds Evans, G. T. & Fasham, M. J. R.) 209–225 (Springer, Berlin, 1993).
19. Eichinger, M., Poggiale, J. C., Van Wambeke, F., Lefevre, D. & Sempere, R. Modelling DOC assimilation and bacterial growth efficiency in biodegradation experiments: a case study in the Northeast Atlantic Ocean. *Aquat. Microb. Ecol.* **43**, 139–151 (2006).
20. Carlson, C. A. & Ducklow, H. W. Dissolved organic carbon in the upper ocean of the central equatorial Pacific Ocean, 1992: daily and finescale vertical variation. *Deep-Sea Res. II* **42**, 639–656 (1995).
21. Bauer, J. E., Williams, P. M. & Druffel, E. R. M. <sup>14</sup>C activity of dissolved organic carbon fractions in the north-central Pacific and Sargasso Sea. *Nature* **357**, 667–670 (1992).
22. Kirchman, D. L. *et al.* Glucose fluxes and concentrations of dissolved combined neutral sugars (polysaccharides) in the Ross Sea and Polar Front Zone, Antarctica. *Deep-Sea Res. II* **48**, 4179–4197 (2001).
23. Hopkinson, C. S. & Vallino, J. J. Efficient export of carbon to the deep ocean through dissolved organic matter. *Nature* **433**, 142–145 (2005).
24. Carlson, C. A. *et al.* Interactions among dissolved organic carbon, microbial processes, and community structure in the mesopelagic zone of the northwestern Sargasso Sea. *Limnol. Oceanogr.* **49**, 1073–1083 (2004).

25. Jiao, N. Z. *et al.* Distinct distribution pattern of abundance and diversity of aerobic anoxygenic phototrophic bacteria in the global ocean. *Environ. Microbiol.* **9**, 3091–3099 (2007).
26. Hoppe, H. G. & Ullrich, S. Profiles of ectoenzymes in the Indian Ocean: phenomena of phosphatase activity in the mesopelagic zone. *Aquat. Microb. Ecol.* **19**, 139–148 (1999).
27. Tamburini, C., Garcin, J., Ragot, M. & Bianchi, A. Biopolymer hydrolysis and bacterial production under ambient hydrostatic pressure through a 2000 m water column in the NW Mediterranean. *Deep-Sea Res. II* **49**, 2109–2123 (2002).
28. Hoefs, M. J. L. *et al.* Ether lipids of planktonic archaea in the marine water column. *Appl. Environ. Microb.* **63**, 3090–3095 (1997).
29. Aluwihare, L. I. & Repeta, D. J. A comparison of the chemical characteristics of oceanic DOM and extracellular DOM produced by marine algae. *Mar. Ecol. Prog. Ser.* **186**, 105–117 (1999).
30. Gruber, D. F., Simjouw, J. P., Seitzinger, S. P. & Taghon, G. L. Dynamics and characterization of refractory dissolved organic matter produced by a pure bacterial culture in an experimental predator-prey system. *Appl. Environ. Microb.* **72**, 4184–4191 (2006).
31. Ogawa, H., Amagai, Y., Koike, I., Kaiser, K. & Benner, R. Production of refractory dissolved organic matter by bacteria. *Science* **292**, 917–920 (2001).
32. Yamashita, Y. & Tanoue, E. Production of bio-refractory fluorescent dissolved organic matter in the ocean interior. *Nature Geosci.* **1**, 579–582 (2008).
33. Hertkorn, N. *et al.* Characterization of a major refractory component of marine dissolved organic matter. *Geochim. Cosmochim. Acta* **70**, 2990–3010 (2006).
34. Koch, B. P., Witt, M. R., Engbrodt, R., Dittmar, T. & Kattner, G. Molecular formulae of marine and terrigenous dissolved organic matter detected by electrospray ionization Fourier transform ion cyclotron resonance mass spectrometry. *Geochim. Cosmochim. Acta* **69**, 3299–3308 (2005).
35. Yamada, N. & Tanoue, E. Detection and partial characterization of dissolved glycoproteins in oceanic waters. *Limnol. Oceanogr.* **48**, 1037–1048 (2003).
36. Kaiser, K. & Benner, R. Major bacterial contribution to the ocean reservoir of detrital organic carbon and nitrogen. *Limnol. Oceanogr.* **53**, 99–112 (2008).
37. McCarthy, M. D., Hedges, J. I. & Benner, R. Major bacterial contribution to marine dissolved organic nitrogen. *Science* **281**, 231–234 (1998).
38. Benner, R. & Kaiser, K. Abundance of amino sugars and peptidoglycan in marine particulate and dissolved organic matter. *Limnol. Oceanogr.* **48**, 118–128 (2003).
39. Wakeham, S. G., Pease, T. K. & Benner, R. Hydroxy fatty acids in marine dissolved organic matter as indicators of bacterial membrane material. *Org. Geochem.* **34**, 857–868 (2003).
40. Stoderegger, K. & Herndl, G. J. Production and release of bacterial capsular material and its subsequent utilization by marine bacterioplankton. *Limnol. Oceanogr.* **43**, 877–884 (1998).
41. Nagata, T. & Kirchman, D. L. in *Microbial Biosystems: New Frontiers. Proceedings of the 8th International Symposium on Microbial Ecology* (eds Bell, C. R., Brylinsky, M. & Johnson-Green, P.) 153–158 (Atlantic Canada Society for Microbial Ecology, Halifax, Canada, 1999).
42. Brussaard, C. P. D. *et al.* Global-scale processes with a nanoscale drive: the role of marine viruses. *ISME J.* **2**, 575–578 (2008).
43. Wilhelm, S. W. & Suttle, C. A. Viruses and nutrient cycles in the sea. Viruses play critical roles in the structure and function of aquatic food webs. *Bioscience* **49**, 781–788 (1999).
44. Karner, M. & Herndl, G. J. Extracellular enzymatic activity and secondary production in free-living and marine-snow-associated bacteria. *Mar. Biol.* **113**, 341–347 (1992).
45. Smith, D. C., Simon, M., Alldredge, A. L. & Azam, F. Intense hydrolytic enzyme activity on marine aggregates and implications for rapid particle dissolution. *Nature* **359**, 139–142 (1992).
46. Strom, S. L., Benner, R., Ziegler, S. & Dagg, M. J. Planktonic grazers are a potentially important source of marine dissolved organic carbon. *Limnol. Oceanogr.* **42**, 1364–1374 (1997).
47. Benner, R. & Biddanda, B. Photochemical transformations of surface and deep marine dissolved organic matter: effects on bacterial growth. *Limnol. Oceanogr.* **43**, 1373–1378 (1998).
48. Kieber, R. J., Hydro, L. H. & Seaton, P. J. Photooxidation of triglycerides and fatty acids in seawater: implication toward the formation of marine humic substances. *Limnol. Oceanogr.* **42**, 1454–1462 (1997).
49. Dittmar, T. & Paeng, J. A heat-induced molecular signature in marine dissolved organic matter. *Nature Geosci.* **2**, 175–179 (2009).
50. Ogawa, H. & Tanoue, E. Dissolved organic matter in oceanic waters. *J. Oceanogr.* **59**, 129–147 (2003).
51. Clark, L. L., Ingall, E. D. & Benner, R. Marine phosphorus is selectively remineralized. *Nature* **393**, 426–426 (1998).
52. Hansell, D. A., Carlson, C. A., Repeta, D. J. & Schlitzer, R. Dissolved organic matter in the ocean. A controversy stimulates new insights. *Oceanography* **22**, 52–61 (2009).
53. Hedges, J. I. Global biogeochemical cycles: progress and problems. *Mar. Chem.* **39**, 67–93 (1992).
54. Falkowski, P. *et al.* The global carbon cycle: a test of our knowledge of earth as a system. *Science* **290**, 291–296 (2000).
55. Chapman, M. R. & Shackleton, N. J. Evidence of 550-year and 1000-year cyclicity in North Atlantic circulation patterns during the Holocene. *Holocene* **10**, 287–291 (2000).
56. Primeau, F. Characterizing transport between the surface mixed layer and the ocean interior with a forward and adjoint global ocean transport model. *J. Phys. Oceanogr.* **35**, 545–564 (2005).
57. Bartley, J. K. & Kah, L. C. Marine carbon reservoir,  $C_{org}$ - $C_{carb}$  coupling, and the evolution of the Proterozoic carbon cycle. *Geology* **32**, 129–132 (2004).
58. Rothman, D. H., Hayes, J. M. & Summons, R. E. Dynamics of the Neoproterozoic carbon cycle. *Proc. Natl Acad. Sci. USA* **100**, 8124–8129 (2003).
59. McFadden, K. A. *et al.* Pulsed oxidation and biological evolution in the Ediacaran Doushantuo Formation. *Proc. Natl Acad. Sci. USA* **105**, 3197–3202 (2008).
60. Hedges, J. I. & Keil, R. G. Sedimentary organic matter preservation: an assessment and speculative synthesis. *Mar. Chem.* **49**, 81–115 (1995).
61. Prentice, I. C. *et al.* in *Climate Change 2001: The Scientific Basis* (eds Houghton, J. T. *et al.*) 183–238 (Cambridge Univ. Press, Cambridge, UK, 2001).
62. Engel, A., Thoms, S., Riebesell, U., Rochelle-Newall, E. & Zondervan, I. Polysaccharide aggregation as a potential sink of marine dissolved organic carbon. *Nature* **428**, 929–932 (2004).
63. Azam, F. & Long, R. A. Oceanography — sea snow microcosms. *Nature* **414**, 495–498 (2001).
64. Hansell, D. A. & Carlson, C. A. Biogeochemistry of total organic carbon and nitrogen in the Sargasso Sea: control by convective overturn. *Deep-Sea Res. II* **48**, 1649–1667 (2001).
65. Brophy, J. E. & Carlson, D. J. Production of biologically refractory dissolved organic carbon by natural seawater microbial populations. *Deep-Sea Res. I* **36**, 497–507 (1989).
66. Orr, J. C. *et al.* Anthropogenic ocean acidification over the twenty-first century and its impact on calcifying organisms. *Nature* **437**, 681–686 (2005).
67. Guo, L., Tanaka, T., Wang, D., Tanaka, N. & Murata, A. Distribution, speciation and stable isotope composition of organic matter in the southeastern Bering Sea. *Mar. Chem.* **91**, 211–226 (2004).
68. Laws, E. A., Falkowski, P. G., Smith, W. O., Ducklow, H. & McCarthy, J. J. Temperature effects on export production in the open ocean. *Global Biogeochem. Cy.* **14**, 1231–1246 (2000).
69. Buesseler, K. O. *et al.* Revisiting carbon flux through the ocean's twilight zone. *Science* **316**, 567–570 (2007).
70. Carlson, C. A., Ducklow, H. W., Hansell, D. A. & Smith, W. O. Organic carbon partitioning during spring phytoplankton blooms in the Ross Sea polynya and the Sargasso Sea. *Limnol. Oceanogr.* **43**, 375–386 (1998).
71. Carlson, C. A., Hansell, D. A., Peltzer, E. T. & Smith, W. O. Stocks and dynamics of dissolved and particulate organic matter in the southern Ross Sea, Antarctica. *Deep-Sea Res. II* **47**, 3201–3225 (2000).
72. Manganello, M. *et al.* Major role of microbes in carbon fluxes during austral winter in the Southern Drake Passage. *PLoS ONE* **4**, e6941 (2009).
73. Druffel, E. R. M. & Williams, P. M. Identification of a deep marine source of particulate organic carbon using bomb  $^{14}C$ . *Nature* **347**, 172–174 (1990).
74. Joos, F., Plattner, G. K., Stocker, T. F., Marchal, O. & Schmittner, A. Global warming and marine carbon cycle feedbacks: a future atmospheric  $CO_2$ . *Science* **284**, 464–467 (1999).
75. Wohlers, J. *et al.* Changes in biogenic carbon flow in response to sea surface warming. *Proc. Natl Acad. Sci. USA* **106**, 7067–7072 (2009).
76. Engel, A. *et al.* Effects of  $CO_2$  on particle size distribution and phytoplankton abundance during a mesocosm bloom experiment (PeECE II). *Biogeosciences* **5**, 509–521 (2008).
77. Jiao, N., Zhang, F. & Hong, N. Significant roles of bacterioplankton phytoplankton supplemental to chlorophylla in the ocean. *ISME J.* **4**, 595–597 (2010).
78. Kirchman, D. L., Dittel, A. L., Findlay, S. E. G. & Fischer, D. Changes in bacterial activity and community structure in response to dissolved organic matter in the Hudson River, New York. *Aquat. Microb. Ecol.* **35**, 243–257 (2004).
79. Koch, B. P., Ludwiczowski, K. U., Kattner, G., Dittmar, T. & Witt, M. Advanced characterization of marine dissolved organic matter by combining reversed-phase liquid chromatography and FT-ICR-MS. *Mar. Chem.* **111**, 233–241 (2008).
80. Wu, L., Kellogg, L., Devol, A. H., Tiedje, J. M. & Zhou, J. Microarray-based characterization of microbial community functional structure and heterogeneity in marine sediments from the gulf of Mexico. *Appl. Environ. Microb.* **74**, 4516–4529 (2008).
81. Frias-Lopez, J. *et al.* Microbial community gene expression in ocean surface waters. *Proc. Natl Acad. Sci. USA* **105**, 3805–3810 (2008).
82. DeLong, E. F. *et al.* Community genomics among stratified microbial assemblages in the ocean's interior. *Science* **311**, 496–503 (2006).
83. Gale, E. F. *The Chemical Activities of Bacteria* (Academic, New York, 1952).
84. Copley, J. All at sea. *Nature* **415**, 572–574 (2002).
85. McNichol, A. P. & Aluwihare, L. I. The power of radiocarbon in biogeochemical studies of the marine carbon cycle: insights from studies of dissolved and particulate organic carbon (DOC and POC). *Chem. Rev.* **107**, 443–466 (2007).

#### Acknowledgements

We thank F. Malfatti, D. Ou, C.-T.A. Chen, C. Stedmon, M. Kobizek, X.A. Alvarez-Salgado, R. Sempere, C. Robinson, M. Simon and all Scientific Committee on Ocean Research (SCOR) WG134 members for their comments and discussions. This work was supported by the National Basic Research Program of China (a pilot 973 project and grant 2007CB815904 to N.J.), the National Natural Science Foundation of China (grant 40632013/40841023 to N.J.), the SOA project (grant 201105021/DY1150243 to N.J.), the Gordon and Betty Moore Foundation Marine Microbial Initiative (grant to F.A.), the US National Science Foundation (grant 648116 to F.A.; grant 0752972 to D.A.H.; grant 0851113 to S.W.W.; and grant MCB-0453993 to D.L.K.), the French Science Ministry (the MAORY project, ANR07 BLAN 016 to M.G.W.) and The Netherlands Organisation for Scientific Research—Earth and Life Sciences (grant to G.J.H.). We also thank the three anonymous reviewers for their valuable comments.

#### Competing interests statement

The authors declare no competing financial interests.

#### FURTHER INFORMATION

Nianzhi Jiao's homepage:

<http://mme.xmu.edu.cn/web/viewTeam.asp?id=14>

The SCOR WG134 homepage:

<http://mme.xmu.edu.cn/mcp/eindex.asp>

ALL LINKS ARE ACTIVE IN THE ONLINE PDF