



Universidade de São Paulo

Biblioteca Digital da Produção Intelectual - BDPI

Departamento de Metalúrgica e de Materiais - EP/PMT

Artigos e Materiais de Revistas Científicas - EP/PMT

2012

Texture analysis of cold rolled and annealed aluminum alloy produced by twin-roll casting

Mat. Res., v.15,n.1,p.97-102,2012

<http://www.producao.usp.br/handle/BDPI/39834>

Downloaded from: Biblioteca Digital da Produção Intelectual - BDPI, Universidade de São Paulo

Texture Analysis of Cold Rolled and Annealed Aluminum Alloy Produced by Twin-roll Casting

Juliana de Paula Martins^{a*}, André Luis Moreira de Carvalho^b, Angelo Fernando Padilha^c

^aEngenharia Química, Universidade Tecnológica Federal do Paraná – UTFPR,
Av Monteiro Lobato, s/n, Km 4, CEP 84016-210, Ponta Grossa, PR, Brazil

^bDepartamento de Engenharia de Materiais, Universidade Estadual de Ponta Grossa – UEPG,
Av. General Carlos Cavalcanti, 4748, CEP 84030-900, Ponta Grossa, PR, Brazil

^cDepartamento de Engenharia Metalúrgica e de Materiais – PMT,

Escola Politécnica, Universidade de São Paulo – USP,
Av. Prof. Mello Moraes, 2463, CEP 05508-900, São Paulo, SP, Brazil

Received: June 27, 2011

A 7.4 mm thick strip of 3003 aluminum alloy produced by the industrial twin-roll casting (TRC) process was homogenized at 500 °C for 12 hours, after which it was cold rolled in two conditions: 1) to reduce the strip's thickness by 67%, and 2) to reduce it by 91%. The alloy was annealed at 400 °C for 1 hour in both conditions. The results revealed that a rotated cube texture, the {001}<110> component, predominated in the as-cast condition and was transformed into brass, copper and S type textures during the cold rolling process. There was practically no difference between the deformation textures at the two thickness reductions.

Keywords: aluminum alloys, Al-Mn-Fe-Si, twin-roll continuous casting, texture

1. Introduction

The twin-roll casting (TRC) process produces coilable strip directly from the melt by combining casting and hot rolling into a single step^{1,2}. In TRC, molten metal is fed onto water-cooled rolls, where it solidifies, and is then rolled, producing sheet directly from the melt. This casting technique has numerous advantages, such as reduction of capital costs, energy consumption, operating costs and scrap rate compared with the conventional direct chill casting route³. However, the development of the texture from the as-cast state to the cold rolled and annealed states is still not fully understood. The differential of the present work is that texture is characterized immediately after the twin-roll casting (TRC) process, namely, before any subsequent treatment, i.e., homogenization. And thus it is possible to evaluate the texture evolution from the initiate state as cast. Therefore, in this work, X-ray diffraction was used to investigate the evolution of the texture of cold rolled and recrystallized aluminum alloy in the following conditions: i) as-cast, ii) cold rolled with 67 and 91% reduction, and iii) subsequent annealing after cold reduction.

2. Experimental Procedure

The commercial 3003 aluminum alloy produced by TRC was supplied by the Companhia Brasileira de

Alumínio (CBA) in 7.4 mm thick strips. Texture analysis was carried out by the back-reflection X-ray goniometric method, using a Rigaku DMAX-2000 diffractometer with Cu $k\alpha$ radiation. Pole figures (FP) 111, 220, 200 and 311 were measured to determine the orientation distribution functions (ODF).

3. Results and Discussion

Figure 1 depicts the ODF, of the as-cast strip surface, showing the presence of the {001}<110> component ($\phi_1 = 45^\circ$, $\phi = 0^\circ$ or 90° , $\phi_2 = 0^\circ$) known as rotated cube, with an intensity $f(g)$ of 27.2.

There was practically no difference between the deformation textures at the two thickness reductions. The sections of the ϕ_2 constants of the cold rolled strip with thickness reduction of 67 and of 91% (Figure 2) revealed a cold rolled texture typical of aluminum, composed of brass {011}<211>, S {123}<634> and copper {112}<111> components along the β -fiber. Maurice and Driver⁴ found a similar texture on the surface of Al1Mn1Mg alloy, stating that it was similar to the texture obtained by cold rolling of this alloy.

However, the intensity of the copper and S components showed a subtle difference. At 67% reduction, the copper component showed $f(g) = 10$ and the S component showed $f(g) = 8$, while at 91% reduction, the intensities

*e-mail: julianadepaulamartins@hotmail.com

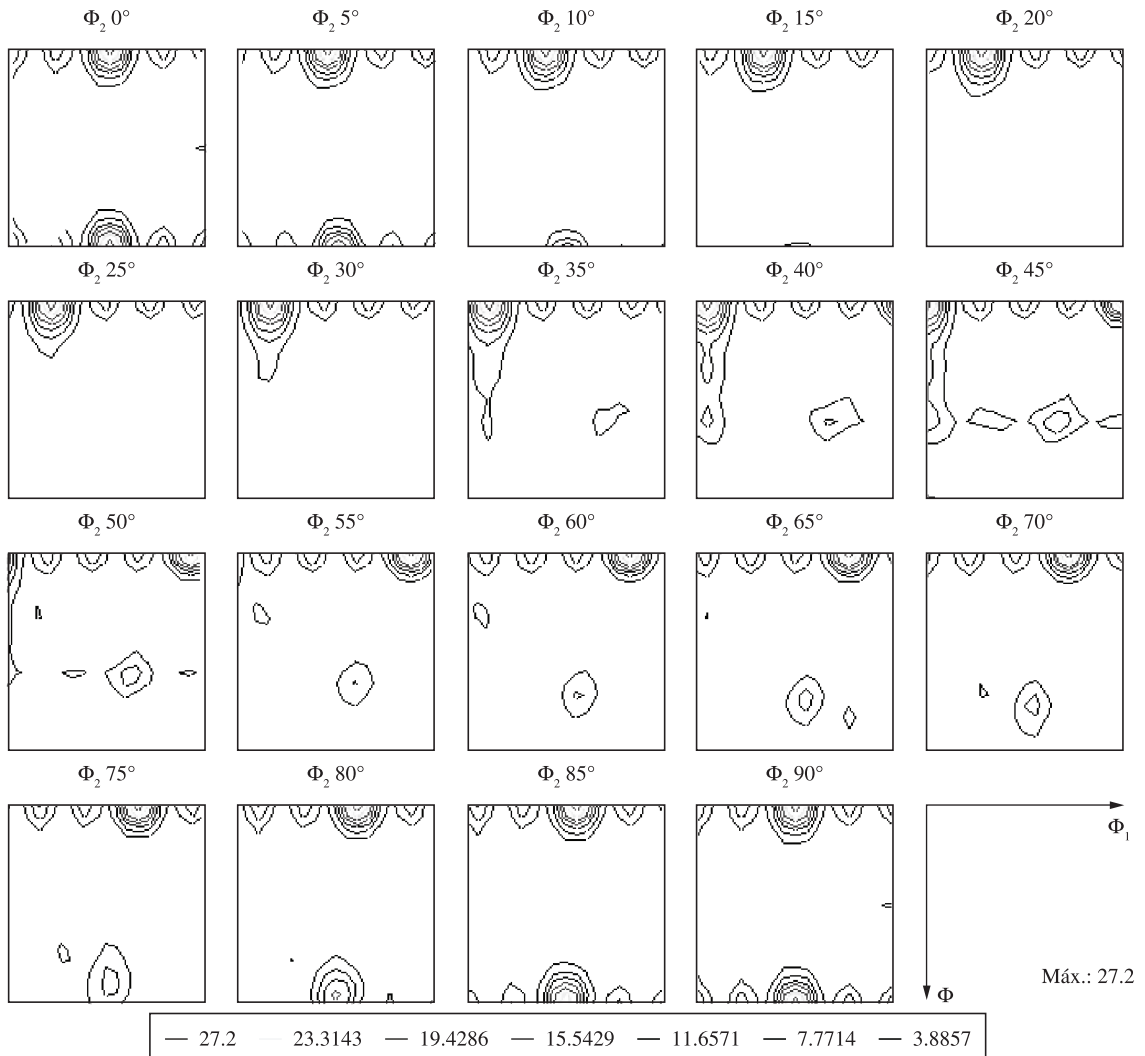


Figure 1. ODF of the surface of the as-cast sample.

were slightly higher, $f(g) = 12$ and $f(g) = 10$, respectively. Zanget al.⁵ studied the cold rolled texture of Al 3004 alloy and found that the intensity of the copper component increased with increasing reduction, and that the same held true for the S and brass components, albeit to a lesser extent. However, in the present study, the intensity of the brass component remained constant.

On the other hand, the rotated cube component $\{001\} \langle 110 \rangle$ found on the surface of the as-cast strip was absent after cold rolling, suggesting that during rolling the rotated cube texture transforms into a brass, copper and S type texture⁵. A comparison of the texture of the as-cast TRC strip throughout its thickness and of the cold rolled sample indicated that, at the center of the samples, the textures were similar in terms of components and intensities⁶.

Annealing at higher temperatures often leads to recrystallization, which may generate a completely

different preferential crystallographic orientation from that created by plastic deformation. In fact, recrystallization may lead to an absence of texture, to the development of extremely intense texture components, or even to no change in the texture of deformation⁷. For instance, purity high aluminum subjected to high percentages of reduction by rolling may, after annealing, show an extremely intense texture of the $\{100\} \langle 001 \rangle$ type (known as cube texture). This change in the deformation texture during recrystallization is consistent with idea that the recrystallization phenomenon is the result of a series of changes in the microstructure of a material in response to heat treatment, with nucleation and growth of new grains. These new grains may have different orientations from those of the deformed microstructure.

The presence of precipitates, particularly of large precipitates (incoherent and nonshearable) that stimulate

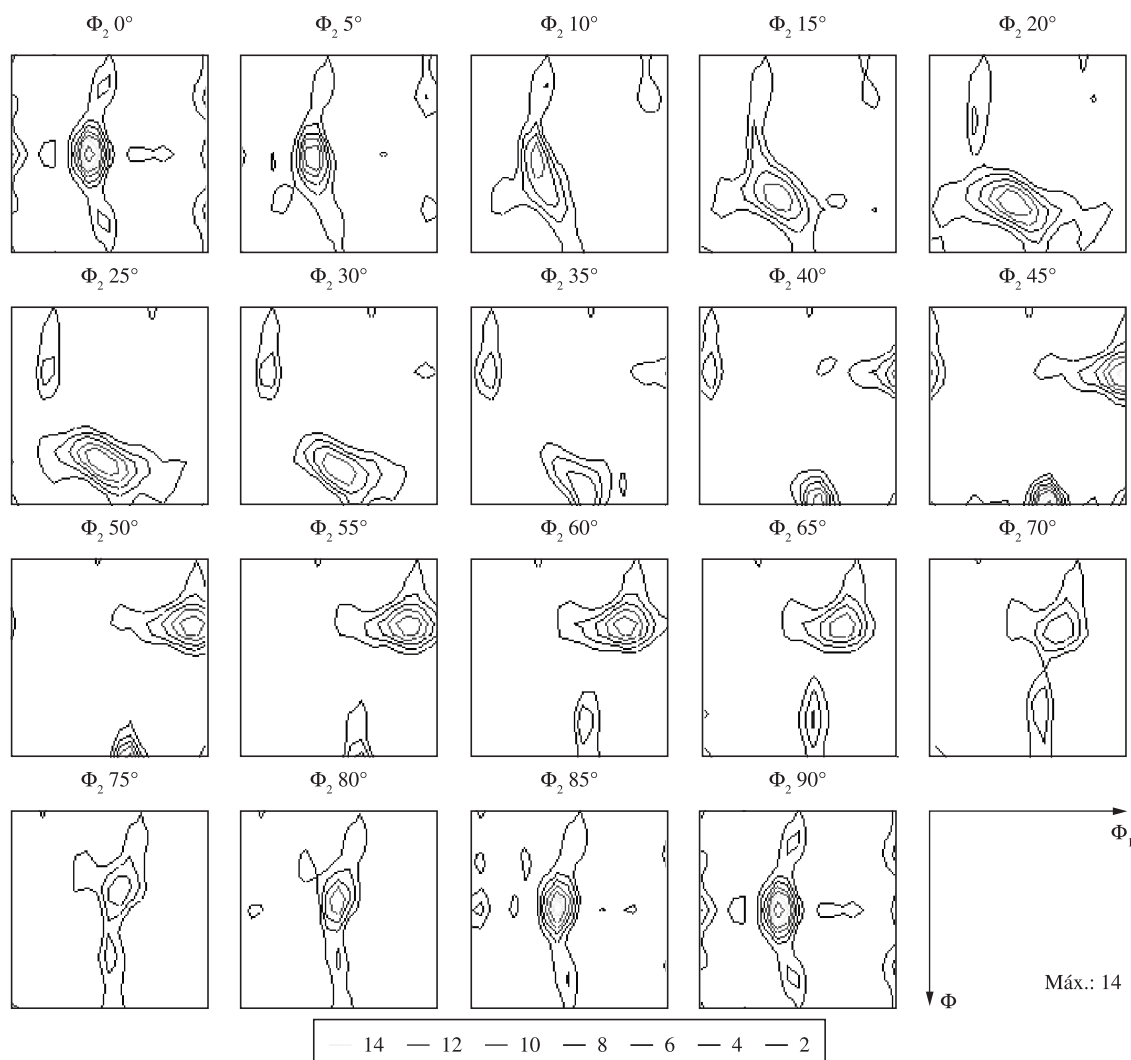


Figure 2. ODF of the surface of the cold rolled samples with 67 and 91% reduction.

recrystallization nucleation, favors the presence of random texture, i.e., absence of texture, because large precipitates favor recrystallization nucleation around them. Cube recrystallization textures are generally strengthened by high cold reductions and high recrystallization temperatures. Moreover, annealing textures that may contain the cube orientation promote pronounced earing, namely, at $0/90^\circ$, while rolling texture components (S, Brass and Copper) promote earing at $45^\circ/135^\circ$ ^[8]. Since 90° earing is more harmful and more easily causes defects during deep drawing, the thermomechanical process is designed so that the hot band undergoes a reduction large enough to obtain a small degree of 45° earing in the final gauge sheet. Although 45° earing is better than 90° earing for deep drawing, minimizing the earing is always the object.

After annealing the sample with 91% reduction at 400°C , its texture presented components retained from the rolling texture, i.e., the cube component and the $\{001\}\langle 310\rangle$ component, as indicated in Figure 3. And the level of intensity of the retained rolling components (copper, brass and S) known as β fibers is comparable to that of the rolled condition. Only the brass component presented a slightly lower intensity in the recrystallized condition. Benum and Nes⁹ investigated the effect of precipitation on the development of cube-oriented grains at recrystallization. They found that the cube texture predominated at 275°C , while at 400°C they detected components retained from the rolling texture as well as the cube texture. These authors concluded that, in response to increased temperature, the change from cube type to β fiber type texture was induced by precipitation.




Figure 3. ODF of the sample annealed at 400 °C for 1 hour after 91% reduction.

Doherty⁷ stated that cold rolled and recrystallized commercially pure aluminum contains a significant retained rolling texture. According to this author, an aluminum alloy containing large iron-rich constituents of 1 to 2 μm will present differences in orientation in the deformed zone with sizes equal to or more than twice that size; hence, this deformation zone will be thicker than the deformed band. This deformation zone will increase the difference in deformation-band orientation, enabling new grains from the orientation retained from rolling to grow through deformation bands. Therefore, the orientation pinning model, which is characterized by blocking of nucleus growth due to the low mobility of low angle grains, is weak for commercially pure cold rolled aluminum, explaining the strong rolling texture retained during recrystallization.

Figure 4 depicts the ODF of the rolled sample with 67% reduction recrystallized for 1 hour at 400 °C. It

is possible to notice the absence of texture retained from rolling. In this case, the texture presents both the $\{001\}\langle 310\rangle$ and cube components, with the first showing higher intensity. This component is known as cube_{ND} , i.e., rotation of the cube orientation around the normal $\{001\}\langle uv0\rangle$ direction, which is visible along ϕ_1 , with $\phi_2 = \phi = 0^\circ$ or 90° .

The intensity of a material's texture is represented by the J index proposed by Bunge¹⁰. Samples without texture show $J=1$, while a monocrystal shows $J \rightarrow \infty$. In this work, the J index of the sample that underwent 91% reduction was $J = 23.8$, while that of the sample with 67% reduction showed $J = 31.3$.

4. Conclusions

The $\{001\}\langle 110\rangle$ rotated cube texture predominated on the as-cast surface, transforming into a brass, copper and S type texture during the cold rolling process.




Figure 4. ODF of the sample annealed at 400 °C for 1 hour after 67% reduction.

After cold rolling, the strips revealed a texture composed of $\{011\}\langle 211 \rangle$ brass, $\{123\}\langle 634 \rangle$ S and $\{112\}\langle 111 \rangle$ copper components along the β fiber.

The higher cold rolling reduction (91%) and annealing resulted in a recrystallized texture consisting of a combination of cube (typical of recrystallization) and brass, copper and S type (typical of deformation texture) components. This combination produces the best results to minimize the earing effect. In contrast,

the lower cold rolling reduction (67%) and annealing resulted only in cube and cube_{ND} components after recrystallization.

Acknowledgement

This work is supported by the Fundação de Amparo à Pesquisa do Estado de São Paulo (FAPESP) through Grant 02/03252-6.

References

1. Haga T and Suzuki S. A high speed twin roll caster for aluminum alloy strip. *Journal of Materials Processing Technology*. 2001; 113:291-295. [http://dx.doi.org/10.1016/S0924-0136\(01\)00673-2](http://dx.doi.org/10.1016/S0924-0136(01)00673-2)
2. Yun M, Lokyer S and Hunt JD. Twin roll casting of aluminium alloys. *Materials Science and Engineering: A*. 2000; 280A:116-123. [http://dx.doi.org/10.1016/S0921-5093\(99\)00676-0](http://dx.doi.org/10.1016/S0921-5093(99)00676-0)
3. Gras C, Meredith M and Hunt JD. Microstructure and texture evolution after twin roll casting and subsequent cold rolling of Al-Mg-Mn aluminium alloys. *Journal of Materials Processing Technology*. 2005; 169:156-163. <http://dx.doi.org/10.1016/j.jmatprotec.2005.03.034>
4. Maurice CI and Driver JH. Hot rolling textures of f.c.c. metals - Part I. Experimental results on Al single and polycrystals. *Acta Materialia*. 1997; 45(11):4627-4638. [http://dx.doi.org/10.1016/S1359-6454\(97\)00115-8](http://dx.doi.org/10.1016/S1359-6454(97)00115-8)
5. Zhang DF, Jiang XP, Hu ZC, Wang F and Zuo F. Rolling and Annealing Texture of 3004 Aluminium Alloy. *Mater. Sci. Forum* 2002; 408-412:1477-1482. <http://dx.doi.org/10.4028/www.scientific.net/MSF.408-412.1477>
6. Martins JP, Carvalho ALM and Padilha AF. Microstructure and texture assessment of Al-Mn-Fe-Si (3003) aluminum alloy produced by continuous and semicontinuous casting processes. *Journal of Materials Science*. 2009; 44:2966-2976. <http://dx.doi.org/10.1007/s10853-009-3393-z>
7. Doherty RD. Recrystallization and texture. *Progress in Materials Science*. 1997; 42:39-58. [http://dx.doi.org/10.1016/S0079-6425\(97\)00007-8](http://dx.doi.org/10.1016/S0079-6425(97)00007-8)
8. Zhao Z, Mao W, Roters F and Raabe D. A texture optimization study for minimum earing in aluminium by use of a texture component crystal plasticity finite element method. *Acta Materialia*. 2004; 52:1003-1012. <http://dx.doi.org/10.1016/j.actamat.2003.03.001>
9. Benum S and Nes E. Strength variability in alumina fiber-reinforced aluminum matrix composites. *Acta Materialia*. 1997; 45(11):4593-4602.
10. Bunge HJ. *Texture analysis in materials science mathematical methods*. 3th ed. Butterworths; 1982.