



Universidade de São Paulo

Biblioteca Digital da Produção Intelectual - BDPI

Departamento de Biologia - FFCLRP/592

Artigos e Materiais de Revistas Científicas - FFCLRP/592

2012

Multifemale nests and social behavior in *Euglossa melanotricha* (Hymenoptera, Apidae, Euglossini)

JOURNAL OF HYMENOPTERA RESEARCH, SOFIA, v. 26, pp. 1-16, AUG, 2012

<http://www.producao.usp.br/handle/BDPI/33532>

Downloaded from: Biblioteca Digital da Produção Intelectual - BDPI, Universidade de São Paulo

Multifemale nests and social behavior in *Euglossa melanotricha* (Hymenoptera, Apidae, Euglossini)

Aline Candida Ribeiro Andrade e Silva¹, Fábio Santos Nascimento¹

¹ *Laboratório de Comportamento e Ecologia de Insetos Sociais - Departamento de Biologia - FFCLRP - Universidade de São Paulo - Av. Bandeirantes, 3900, CEP. 14040-901 Ribeirão Preto - SP, Brasil*

Corresponding author: *Fábio Santos Nascimento* (fsnascim@usp.br)

Academic editor: *Jack Neff* | Received 24 August 2011 | Accepted 2 April 2012 | Published 28 May 2012

Citation: Andrade-Silva ACR, Nascimento FS (2012) Multifemale nests and social behavior in *Euglossa melanotricha* (Hymenoptera, Apidae, Euglossini). *Journal of Hymenoptera Research* 26: 1–16. doi: 10.3897/JHR.26.1957

Abstract

The nesting biology and social behavior of the euglossine bee species *Euglossa melanotricha* was analyzed based on the monitoring of eight nests found in man-made cavities and transferred to observation boxes. *Euglossa melanotricha* females usually construct their nests in cavities in the ground, in buildings, or in mounds. In this study, we present new data on the nesting biology of *E. melanotricha*. The process of reactivation of nests was commonly observed with one to three females participating in the reactivation. The duration of the process of reactivation ranged from 10 to 78 days (n = 31) and were longer during the rainy season. Time spent (in days) for provisioning, oviposition and closing a single cell was higher in reactivations that occurred during the dry period. 151 emergences were observed (39 males and 112 females). 90 (80.3%) of the emerged females returned to the natal nest, but only 35 (38.9%) remained and actively participated in the construction and provisioning of cells. The other 55 abandoned the nests after several days without performing any work in the nest. Matrifilial nest structure was regulated by dominance-subordinate aggressive behavior among females, where the dominant female laid almost all eggs. Task allocation was recognized by behavioral characteristics, namely, agonism and oophagy in cells oviposited by other females. *Euglossa melanotricha* is multivoltine and its nesting is asynchronous with respect to season. Our observations suggest a primitively eusocial organization. These observations of *E. melanotricha* provide valuable information for comparison with other species of *Euglossa* in an evolutionary context.

Keywords

Orchid bees, nest structure, nesting behavior

Introduction

The bees of the tribe Euglossini are the only members of the corbiculate bees that do not form large colonies with a typical queen and worker caste (Soucy et al. 2003). The genus *Euglossa* consists of 129 known species (Nemésio and Rasmussen 2011). These include solitary, communal and social species (Dressler 1982, Young 1985, Roberts and Dodson 1967, Garófalo et al. 1998, Soucy et al. 2003, Otero et al. 2008). The latter include those that form multi-female nests with a division of labor and overlapping generations (Garófalo 1985, Ramírez-Arriaga et al. 1996, Augusto and Garófalo 2004, 2010, Cocom Pech et al. 2008).

A diversity of nesting behavior is observed in the different species of *Euglossa*. Some species construct aerial nests (Roubik and Hanson 2004, Capaldi et al. 2007), while others exploit existing cavities found in both natural substrates, such as the soil (Bodkin 1918, Augusto and Garófalo 2007), termite mounds (Sakagami et al. 1967), bamboo stems (Garófalo et al. 1993), orchid roots (Roberts and Dodson 1967), and abandoned bees nests (Garófalo 1985, 1992), and man-made structures, including walls (Janvier 1955), bait boxes (Vázquez and Aguiar 1990), and abandoned hydraulic installations (Gonzales and Gaiani 1990).

Observations of the intranidal behavior of *Euglossa carolina* females (cited as *E. cordata*) during nest reactivation have clearly demonstrated that the mother or a sister becomes the reproductive female and the other females perform other nest related tasks (Garófalo 1985). This behavior is characterized by two components: reproductive, with the dominant female replacing subordinate's eggs (daughters' or younger sisters' eggs) with her own, and behavioral, with the dominant exhibiting agonistic behavior towards the subordinate. In addition, the dominant female rarely leaves the nest and becomes the main guard bee, while the subordinate females assume the tasks of collecting resin, constructing or reusing cells, and provisioning and ovipositing in them (Garófalo 1985, Augusto and Garófalo 2010).

Similar social organization have been reported by Ramírez-Arriaga et al. (1996) for *Euglossa atroveneta*, Augusto and Garófalo (2009) for *E. fimbriata* and Cocom Pech et al. (2008) for *E. viridissima*. In contrast, in multifemale colonies of *E. townsendi*, all females are reproductively active. Behavioral interactions of dominance and subordination are lacking in this species and all the females were classified as either egg-laying or as forager/egg-laying. In this species reproductive dominance is displayed by an egg-laying female that, after oophagy, replaces the forager/egg layer's eggs with her own. When more than one egg-laying female participates in a reactivation, multiple egg replacements in the same cell may occur (Augusto and Garófalo 2004).

Euglossa melanotricha Moure, 1967 is a medium-sized bee (body length 13 mm) commonly found in open areas of savanna habitat in Brazil and Bolivia. The species is abundant in the Serra do Espinhaço mountain range in the Brazilian states of Minas Gerais and Bahia, but is rare or absent in areas of low altitude or dense forest (Nemésio 2009). Two *E. melanotricha* nests have previously been found in the Brazilian Cerrado (savanna), although the behavior of the females was not monitored. The first was discov-

ered by Sakagami et al. (1967) in an abandoned termite mound. The large number of cells (37) found in the nest, and the fact that two were being provisioned, indicated the reutilization of the site over successive generations. Augusto and Garófalo (2007) found a second nest in a cavity in the ground. Four closed cells and one live female were found in this nest. These observations obviously refer to nests in different phases of development.

This long-term study presents new data on the nesting behavior of *Euglossa melanotricha*, obtained from the monitoring of nests found in man-made cavities at a site in northeastern Brazil.

Material and methods

The present study took place within the urban area of the town of Campo Formoso (10°30'00"S, 40°19'00"W), Bahia, Brazil (MMA 2010) between October, 2008, and October, 2009. The local climate is classified as dry sub-humid tropical, with annual precipitation of 302–1935 mm, and a rainy season between March and August (PERH 2010).

A total of eight *Euglossa melanotricha* nests were found within the study area, including one inside an electrical installation, and seven in the holes in ceramic building blocks. The nests were transferred to wooden boxes (12 × 10 × 8 cm), each with a circular lateral opening of 1 cm in diameter, according to the methodology developed by Garófalo et al. (1993). The wooden boxes were then returned to the original locations of the nests and all females returned to their natal nests following transfer. The number of live females and closed cells per transferred nest varied from one to three females and eight to 22 cells respectively (Table 1). Each box was covered with a glass lid and connected to the exterior by an opening in the wall of blocks. The glass cover was removed for marking of each female on her mesonotum with permanent colored *Opaque Color* pens (a unique mark for each female). When necessary, females were remarked.

The nests were observed under red light between 07:00 h and 18:00 h, with eight hours of observation being conducted three days per week. Nocturnal observations were made once a week between 19:00 and 23:00 h. Quantitative behavioral data were collected using two complementary procedures. All-events records (Altmann 1974) were collected in 460 one-hour sessions, while individual focal samples were conducted at two-minute intervals in 884 one-hour sessions. Overall, 1344 hours of monitoring was conducted over 168 days of data collection.

Nest development was monitored for the collection of data on the following biological and behavioral parameters: (a) cell architecture; (b) nest reactivation and phenology; (c) female foraging behavior; (d) specific aspects of the activity of the females during construction, i.e. reuse of cells, supply, oviposition, cell closure, oophagy, cleaning the nest and the sealing of edges; (e) duration of the period of offspring development; (f) physiological condition of the females (relative fecundity).

Where appropriate, the results were presented as the mean ± standard deviation. The relationship between the number of cells with eggs and the duration of the female activity period was evaluated using Pearson's correlation coefficient, while Mann-

Table 1. Contents of *Euglossa melanotricha* nests collected in the municipality of Campo Formoso, during the period from August to September 2008 (OC- closed cells; UC – open cells; PC –cells being provisioned; F – females live; F † females dead.

Nests	Date of transfer	Contents
N ₁	04/08/2008	16 OC; 3 UC; 2 PC; 2 F†; 2 F
N ₂	15/08/2008	9 OC; 5 UC; 1 PC; 2 F
N ₃	02/09/2008	11 OC; 1 F
N ₄	17/09/2008	12 OC; 1 PC; 1 F†; 1 F
N ₅	21/09/2008	8 OC; 5 UC; 1 PC; 3 F; 4 F†
N ₆	24/09/2008	8 OC; 1 PC; 1 F
N ₇	30/09/2008	11 OC; 1 F
N ₈	30/09/2008	22 OC; 15 UC; 1 PC; 2 F†; 1 F

Whitney's *U* was used to test differences in the behavior of dominant and subordinate females, and seasonal variation in the duration of behaviors. Analyses were run in the Statistica 7.0 program, with a 5% significance level.

Results

Cell characteristics and arrangement

Cells of *Euglossa melanotricha* were elliptical in shape, with a small apical projection. The cells had a mean height of 11.7 ± 0.71 mm (10.8–14.1 mm, $n = 97$) and a mean diameter of 7.5 ± 0.21 mm (6.2–7.9 mm, $n = 97$). Females used resin to construct the cells and seal the nests. The cells were generally aggregated in the same plane on vertical or horizontal substrates, either overlapping or not.

Reactivation and nest phenology

The emergence of 112 females was monitored. Of these, 90 (80.3%) returned to their natal nests, but only 35 (38.9%) remained and actively participated in nest re-use. The other 55 (49.1%) abandoned their natal nests a few days (1–3 days) after their return, without working in the nest. The younger females, more frequently (89.1%, $n = 55$), abandoned nests days after returning. The great majority (87.1%) of the 31 reactivations observed during the present study involved associations among females.-27 (87.1 %) of these reactivations were performed by more than one female and only four (12.9 %) by one female (Table 2). The reactivation of nests was not synchronized with any specific period of the year. The duration of female activity periods varied from 10 to 78 days ($n = 31$), and was significantly longer during the rainy season, i.e. between March and August (Table 2: Mann-Whitney, $Z = 3.16$; $p < 0.008$, $n = 31$).

Table 2. Number of reactivating females and function assumed in the reactivations occurred in *Euglossa melanotricha* nests, during rainy (March-August) and dry (September-February) seasons.

Nest/ Reactivation	Season		Duration (days)	Associated females	Number of		
	Rainy	Dry			Dominant females	Subordinate Females	Oviposited cells
N ₁ /R ₁	X		54	2	1	1	11
N ₁ /R ₂	X		43	2	1	1	9
N ₁ /R ₃		X	41	2	1	1	13
N ₁ /R ₄		X	28	2	1	1	10
N ₁ /R ₅		X	38	2	1	1	13
N ₂ /R ₁	X		43	2	1	1	9
N ₂ /R ₂	X		52	3	1	2	11
N ₂ /R ₃		X	31	2	1	1	10
N ₂ /R ₄		X	42	1	1	0	13
N ₂ /R ₅		X	22	2	1	1	8
N ₃ /R ₁	X		51	1	1	0	10
N ₃ /R ₂	X		44	2	1	1	9
N ₄ /R ₁	X		53	1	1	0	10
N ₄ /R ₂		X	35	2	1	1	12
N ₄ /R ₃		X	24	2	1	1	8
N ₄ /R ₄		X	37	2	1	1	12
N ₄ /R ₅		X	13	2	1	1	5
N ₅ /R ₁	X		49	2	1	1	10
N ₅ /R ₂	X		10	3	1	2	4
N ₅ /R ₃	X		46	2	1	1	10
N ₆ /R ₁	X		51	1	1	0	10
N ₆ /R ₂	X		23	2	1	1	6
N ₆ /R ₃		X	36	2	1	1	12
N ₆ /R ₄		X	34	2	1	1	11
N ₆ /R ₅		X	26	2	1	1	9
N ₇ /R ₁	X		49	2	1	1	10
N ₇ /R ₂	X		51	2	1	1	11
N ₈ /R ₁	X		78	3	1	2	12
N ₈ /R ₂		X	50	3	1	2	13
N ₈ /R ₃		X	47	3	1	2	12
N ₈ /R ₄		X	38	2	1	1	12

During the intervals between reactivations or during periods of inactivity, the females spent more time inside the nests without engaging in cell construction or provisioning. The number of oviposited cells significantly positively correlated with the duration (in days) of the activity period of the females (Table 2: $r = 0.6231$; p

< 0.05, $n = 31$). The time (in days) spent provisioning cells by subordinate females was significantly longer during the dry season (Wet x Dry season: $Z = 3.00$; $p < 0.001$, $n = 34$).

Social structure and female behavior

Foraging behavior: construction or reutilization of cells, provisioning and nectar collection

Subordinate females constructed or reutilized cells using resin deposited in small piles inside the nests. Of the 124 cells which were oviposited in, 92 cells (74.2%) were reutilized, while 32 cells (25.8%) were newly constructed. Females began to collect resin two ($n = 39$) or three ($n = 67$) days after emergence, and engaged in this activity throughout the day, but with a higher frequency between 14:00 h and 15:00 h (Fig. 1: $n = 90$). The mean duration of resin-collection trips was 34.3 ± 6.87 min (range: 22–48 min; $n = 96$).

Females began to collect and to store food for the larvae four ($n = 61$) or five days ($n = 65$) after emergence. The mean duration of food-gathering excursions was 54.4 ± 11.60 min (range: 33–81 min, $n = 63$), while food storage took 35.1 ± 12.65 s (13–73s, $n = 51$). Food was gathered primarily in the morning, between 09:00 h and 11:00 h (Fig. 1: $n = 99$). It took between three and six days for a cell to be provisioned ($n = 152$).

Females would occasionally return to the nest with neither food nor resin. These excursions were possibly for nectar collection and lasted 27.1 ± 3.58 min (range: 7–68 minutes, $n = 78$) for dominant females, and 17.5 ± 8.85 min (7–37 min, $n = 37$) for subordinates. While these trips occurred throughout the day, they were more frequent during the morning ($n = 115$), primarily between 07:00 h and 08:00 h (Fig. 1).

Specific aspects of the behavior of the females: oviposition and cell operculation, “nest guarding”, cell cleaning, hole sealing and oophagy

Subordinate females prepared cells for oviposition by building the collar. Construction of the collar took 28.0 ± 13.44 minutes (range: 11–65 min, $n = 97$) on average. Once they she had built the collar, a subordinate oviposited in the cell, but a dominant female almost always subsequently substituted her egg for that of the subordinate. The duration of bouts of this activity differed significantly ($Z = 8.86$; $p < 0.0001$, $n = 77$) between subordinate (120.8 ± 23.48 s, range: 68–155 s, $n = 56$) and dominant females (88.1 ± 16.70 s, range: 61–125 s, $n = 56$). Oviposition ($n = 97$) took place between 09:00 h and 17:00 h, but was most frequent between 13:00 and 15:00 h (Fig. 2).

The time spent on cell closure also differed significantly between subordinate and dominant females ($Z = 6.08$; $p < 0.0001$, $n = 163$). While subordinates averaged 16.3 ± 3.47 min (range: 12–24, $n = 96$) on this behavior, the mean duration for dominant females was 13.0 ± 1.90 min (range: 10–17, $n = 67$).

Dominant females spent most of their time inside the nests. This behavior was more frequent (70.4%, $n = 366$) when the subordinates were foraging. The average

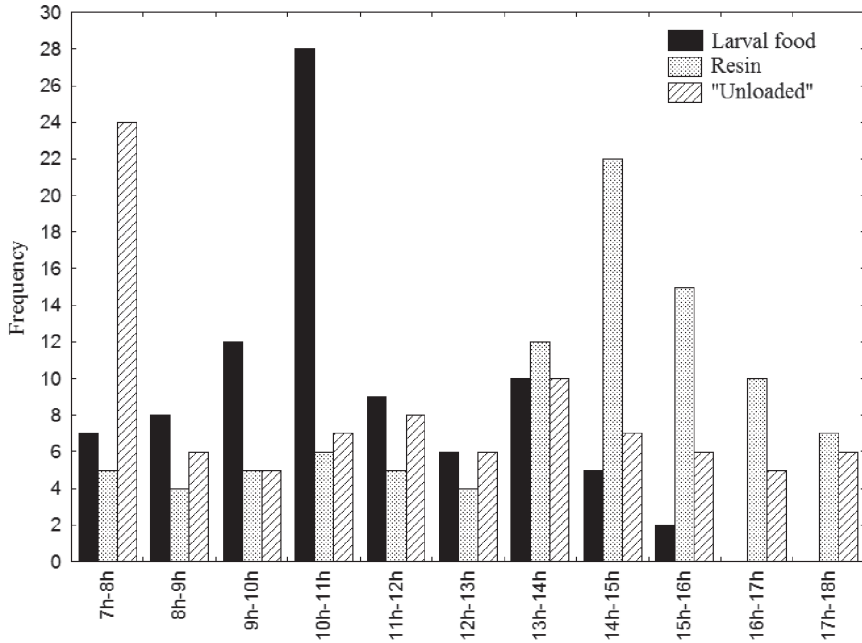


Figure 1. Frequency of excursion from the nest by subordinate female *Euglossa melanotricha* according to excursion type (collection of food, resin, or nectar collection “unloaded”) and the time of day.

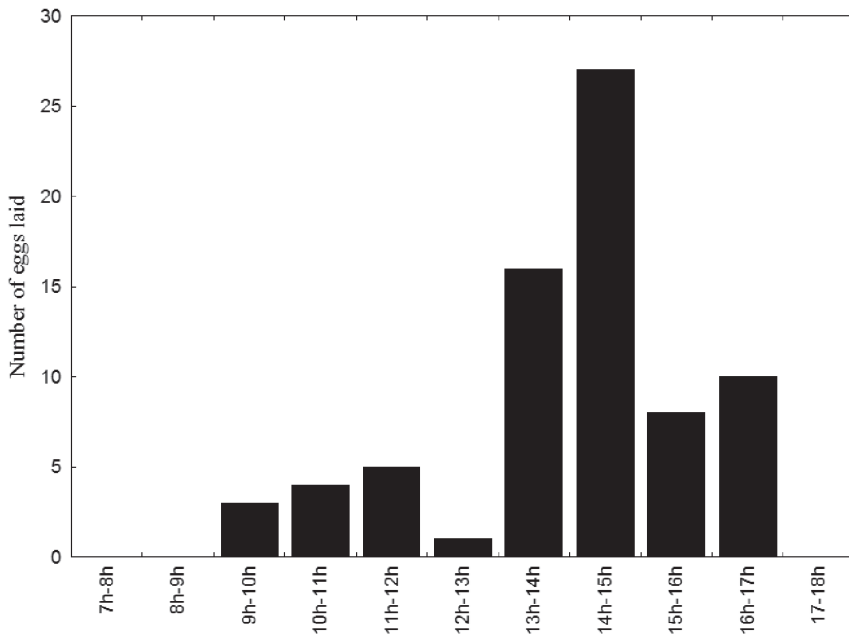


Figure 2. Frequency of oviposition by female *Euglossa melanotricha* (dominant and subordinate) at different times of day.

duration of periods spent by dominant females in the nest guarding position was 13.2 ± 6.13 min (range 6–30, $n = 366$).

Of the 31 processes reactivations observed, in 14 (45.1%) the dominant females disappeared, died or ceased ovipositing and were replaced by another female. In all cases, the substitute was another female that had emerged in the nest.

Following the emergence of a female and before the reutilization of a cell, the subordinate females cleaned the cell by removing the silk and pieces of the cell closure. This detritus was deposited on the bottom of the box. The mean duration of this behavior was 12.0 ± 5.35 min (range: 2–27, $n = 306$).

The mean duration of resin work bouts was 10.3 ± 5.0 min (range: 2–29, $n = 256$) for subordinates, and 9.6 ± 4.18 min (range: 2.5–19.8, $n = 126$) for dominant females. This difference was not significant ($Z = 1.04$; $p > 0.05$).

Dominant females opened the closed cells in which subordinates had oviposited after an interval of between 31 and 240.3 min (i.e., more than four hours) after cell closure. Prior to reopening the cells, the dominant females behaved aggressively towards subordinates by biting and pulling them from the closed cell. Opening a cell took an average of 16.7 ± 2.34 min (range: 12.6–21.68 min, $n = 62$). Following more than half (61% of 141 observed acts) of the subordinate ovipositions, the dominant female ingested the subordinate's egg. Oophagy took between 96 and 248 s (mean = 158.4 ± 45.65 s, $n = 86$). Oophagy (86 events) occurred between 10:00h and 18:00h, and was most frequent ($n = 61$) between 14:00h and 18:00h (Fig. 3).

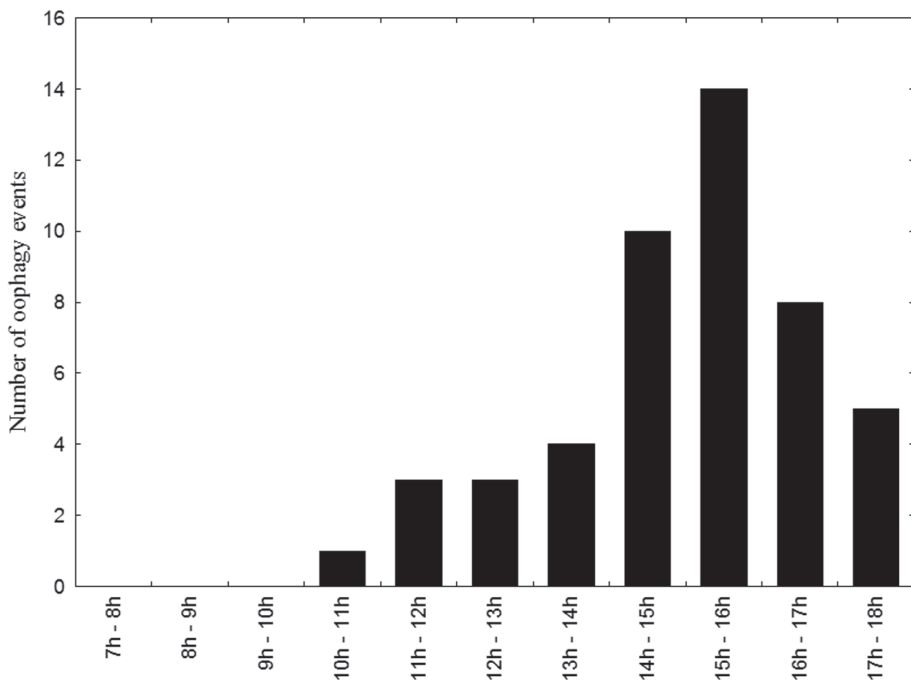


Figure 3. Frequency of oophagy by dominant female *Euglossa melanotricha* at different times of day.

Duration of brood development

The length of brood development was compared between the rainy and dry seasons. The period was significantly longer during the rainy season (rainy season – males: 75.7 ± 3.55 days and females: 82.3 ± 1.92 days; dry season – males: 56.2 ± 0.86 days and females: 61.7 ± 2.44 days; Table 3: $Z = 4.21$; $p < 0.0001$, $n = 26$).

Table 3. Duration in days of the development period (egg-adult) of the brood (male and female) of *Euglossa melanotricha* during the dry (September-February) and rainy (March-August) seasons.

Nest	Mean development time (egg-adult) in days during the:			
	Dry season		Rainy season	
	Males	Females	Males	Females
N ₁	55.2	62.3	77.6	79.5
N ₂	55.6	59.3	75.4	84.3
N ₃	56.1	58.9	-	-
N ₄	57.3	63.8	69.8	81.5
N ₅	55.8	63.5	-	-
N ₆	57.5	58.4	76.4	82.2
N ₇	55.4	64.7	-	-
N ₈	56.6	62.4	79.1	83.8

Relation between the physiological conditions of the number de females inseminated

The spermathecae of two dominant and three subordinate females were dissected for the analysis of possible differences related to social rank. The analysis revealed long ovarioles with mature or maturing oocytes and all females were inseminated.

Discussion

Cell characteristics and arrangement

The exploitation of pre-existing cavities for the construction of nests observed in *Euglossa melanotricha* is a behavior typical of most *Euglossa* species (Garófalo 1985, Augusto and Garófalo 2004, 2009, 2010), with the exception of those that construct aerial nests, such as *E. hyacinthina*, *E. championi* (Eberhard 1988), *E. turbinifex* (Dressler 1982, Young 1985), and *E. dodsoni* (Riveros et al. 2009).

Reactivation and nest phenology

The replacement of the dominant female by a subordinate female is consistent with the hypothesis of an age-based dominance hierarchy, as occurs in other primitively eusocial bee species (Michener et al. 1971, Kumar 1975, Eickwort 1986, Yanega 1989, Schwarz and O’Keefe 1991, Schwarz and Woods 1994, Arneson and Wcislo 2003, Augusto and Garófalo 2009, 2010).

The reactivation and abandoning of nests by *Euglossa melanotricha* followed an asynchronous pattern, which suggests a lack of any systematic relationship with environmental factors. An important aspect of this asynchrony in tropical bees and wasps is the continuous presence of males in the population. This allows the mating of potentially reproductive females throughout the year (Hunt 1999).

Larval provisioning requires large expenditures of time and energy for *E. melanotricha*. Besides high costs in time and energy, this amount of time away from the nest could increase the risk of brood parasitization or removal of pollen provisions by scavengers. The presence of parasites *Anthrax* spp. (Family Bombyliidae) and *Hoplostelis bivittata* (Megachilidae, Anthidiini) was observed only in nests with a single female in *Euglossa viridissima* (Cocom Pech et al. 2008). An adaptive benefit of multifemale nests may be protection against parasites (Roubik 1990). Further quantitative study may bring to light some of the mechanisms and risks of parasitization, and its potential role in the evolution of nesting behavior.

Social structure and female behavior

Specific aspects of the behavior of the females: oviposition, cell closure, “nest guarding”, cell cleaning, hole sealing and oophagy

In associations of *Euglossa carolina*, it has been observed that the oldest female assumes nest dominance (Garófalo 1985). Age and order of eclosion have been reported as determinant factors for task allocation in some species of primitively eusocial bees and wasps (Kumar 1975, Eickwort 1986, Yanega 1989, Schwarz and O’Keefe 1991, Schwarz and Woods 1994, Tsuji and Tsuji 2005), as in some *Euglossa* species.

The high rates of return (80%) and effective reactivation (39%) recorded in *Euglossa melanotricha* were similar to those recorded in *E. cordata*, *E. townsendi*, and *E. fimbriata* (Garófalo 1985, Augusto and Garófalo 2004, 2009). In three-quarters of the reactivations, associations among females were observed, involving the overlap of generations and interactions of dominance and subordination. The dominant females engage in oophagy, oviposition and closure of the cells provisioned and oviposited in by subordinate females.

Because all nest-mates have developed ovaries, have mated, and do not differ in size, dominant and subordinate females are recognized by their behavioral characteristics. Dominant females exhibited agonistic behaviors towards subordinates and the intensities of these aggressive behaviors where the dominant female had already participated in a reactivation process.

The agonistic interactions observed in *Euglossa melanotricha* can be compared to the behavior of some groups of halictine bees (see Arneson and Wcislo 2003), in which all females are totipotent, as are the females of *Euglossa*, and the differentiation of dominance–subordination relationships is based on behavioral interactions among adults.

Although the agonistic behaviors displayed by dominant females do not prevent oviposition by subordinate females, reproductive dominance, reflected in the monopolization of offspring production, is achieved by the dominant female through the replacement of subordinate female eggs with her own. The monopolization of offspring production leads to the highest reproductive skew, as predicted by the concession-based transactional skew model (Reeve and Keller 1995, 2001), such as that proposed for *Euglossa cordata* and *E. fimbriata* (Augusto and Garófalo 2009). Moreover, permitting oviposition by subordinate females and afterwards performing oophagy would be a prudent selfish strategy by dominant females to avoid group dispersal or lethal fighting among females for nest dominance, and is another prediction of transactional models of reproductive skew (Reeve and Keller 1995, 2001).

If the dominant female of *Euglossa melanotricha* replaces all the eggs laid by subordinates and she mates with only one male, as suggested by Zimmermann et al. (2009) for *Euglossa* species, then a high genetic relatedness between dominant and subordinate females must occur; this favors an optimum reproductive skew, as also predicted by the concession-based transactional skew model (Langer et al. 2004). This condition could help maintain social cohesion in multifemale nests and lead to long-lived colonies through successive reactivation (Augusto and Garófalo 2010), as reported by Garófalo (1987).

In *Euglossa viridissima*, no aggressive behavior was observed by dominant female towards her subordinates when they laid an egg, similar to the findings in *E. townsendi* (Augusto and Garófalo 2004). In contrast, in *E. cordata* (Augusto and Garófalo 1994) the dominant females impose their dominance over reproduction by showing antagonistic (aggressive) behavior towards subordinate females. However, in *E. viridissima* the dominant female showed threatening behavior when the subordinate females tried to touch a cell with her egg, which may be considered physical domination.

Oophagy of some dominant's eggs by subordinates was also observed in *Euglossa viridissima*, however, the dominant cannibalized such eggs and replaced them with her own, confirming her reproductive dominance. The behavior between the dominant and subordinates (associations between mother and daughters) in *E. viridissima* resembles that of a parasitic female that improves her own fitness on detriment of her daughters' reproduction (Stubblefield and Charnov 1986, Garófalo 2006). This seems to be a primitive case of dominant "mother" policing (coercion) on subordinates (her daughters) that may evolve as a result of the mother being twice as related to her offspring as to her daughters offspring (grandoffspring) (Ratnieks and Wenseleers 2007).

The oophagy of subordinate's eggs preceding oviposition by the dominant was also observed in reactivated nests of *Euglossa cordata* (Augusto and Garófalo 1994) and *E. townsendi* (Augusto and Garófalo 2004) but differed from that found in other *Euglossa* species like *E. hyacinthina* where only a communal association was established between non-related females and reproductive division of labor didn't occur (Soucy et al. 2003).

As emphasized by Zimmerman et al. (2009), detailed behavioral observations together with the genetic analysis of brood can help clarify the relationships among all females of an association and the real contribution of each one to the social context of the nest.

Oophagy may have a nutritional function (Crespi 1992), or it may be a reproductive strategy in nests containing more than one reproductive female. This is a characteristic of species with primitively eusocial behavior (Kukuk 1992).

The females of *Euglossa melanotricha* sealed the entrance to the nest during the night and when the weather was rainy. This behavior only occurred once all the females had returned from the field. In *Lasioglossum (Evyllaesus) villosulus*, an essentially solitary species which will occasionally associate with conspecifics, the females seal the entrance to the nest in the absence of the other resident females (Plateaux-Quénu et al. 1989).

Duration of brood development

The development period was similar for males and females, although seasonal variation was influenced by environmental factors, such as the temperature. Higher temperatures may contribute to increased metabolic rates, which may reduce development time considerably (Howe 1967).

Relation between the physiological conditions of the number de females inseminated

Presumably single females can establish a new nest. Their subordinate status is determined only by the presence of a dominant. These females may be in a state of “sit and waiting” (West-Eberhard 1978) in anticipation of eventually occupying the dominant reproductive position in the nest. As in *Euglossa cordata* (Garófalo 1985) and *E. fimbriata* (Augusto and Garófalo 2009), one of the *E. melanotricha* subordinates eventually replaced the dominant female. Danforth et al. (1996) have suggested that Gadagkar’s (1990) hypothesis of assured fitness returns, i.e. indirect care of the offspring by non-dispersing individuals, may best explain the high frequency of nest reactivation.

The nesting behavior of *Euglossa melanotricha* presented in this study provides insights into the social organization of orchid bees. Further studies of the relatedness among individuals will provide data on reproductive partitioning in this species.

Acknowledgments

We are grateful to the beekeepers Fred and Marcos Rogério for their help with the localization and transfer of the nests, and to Manoel Joaquim and Ana Maria for authorizing access to the nests and to Dr. Stephen Francis Ferrari and two anonymous reviewers for their critical analysis and suggestions for improvement of the text. The Brazilian National Research Council (CNPq) and Fapesp (2010/10027-5) provided graduate stipends to the first author and a productivity grant to F.S.N.

References

- Altmann J (1974) Observational study of behavior: sampling methods. *Behaviour* 49: 227–267. doi: 10.1163/156853974X00534
- Arneson L, Wcislo WT (2003) Dominant-subordinate relationships in a facultatively social, nocturnal bee, *Megalopta genalis* (Hymenoptera: Halictidae). *Journal of the Kansas Entomological Society* 76(2): 183–193.
- Augusto SC, Garófalo CA (1994) Comportamento das fêmeas nas associações formadas em ninhos de *Euglossa cordata* (Hymenoptera: Apidae: Euglossini). *Encontro sobre Abelhas, Ribeirão Preto, SP, Brasil* 1: 171–181.
- Augusto SC, Garófalo CA (2004) Nesting biology and social structure of *Euglossa* (*Euglossa*) *townsendi* Cockerell (Hymenoptera, Apidae, Euglossini). *Insectes Sociaux* 51:400–409. doi: 10.1007/s00040-004-0760-2
- Augusto SC, Garófalo CA (2007) Nidificação de *Euglossa* (*Euglossa*) *melanotricha* (Hymenoptera: Apidae) no solo do Cerrado. *Neotropical Entomology* 36: 153–156.
- Augusto SC, Garófalo CA (2009) Bionomics and sociological aspects of *Euglossa fimbrita* (Apidae, Euglossini). *Genetics and Molecular Research* 8: 525–538. doi: 10.4238/vol8-2kerr004
- Augusto SC, Garófalo CA (2010) Task allocation and interactions among females in *Euglossa carolina* nests (Hymenoptera, Apidae, Euglossini). *Apidologie* 1–12.
- Bodkin GE (1918) Notes on some British Guiana Hymenoptera (exclusive of the Formicidae). *Transactions of the Royal Entomological Society of London* 65: 297–321. doi: 10.1111/j.1365-2311.1918.tb02573.x
- Capaldi EA, Flynn CJ, Wcislo WT (2007) Sex Ratio and Nest Observations of *Euglossa hyacinthina* (Hymenoptera: Apidae: Euglossini). *Journal of the Kansas Entomological Society* 80: 395–399. doi: 10.2317/0022-8567(2007)80[395:SRANOO]2.0.CO;2
- Cocom Pech ME, May-Itzá WJ, Medina Medina LA, Quezada-Euán JJG (2008) Sociality in *Euglossa* (*Euglossa*) *viridissima* Friese (Hymenoptera, Apidae, Euglossini) *Insectes Sociaux* 55: 428–433. doi: 10.1007/s00040-008-1023-4
- Crespi BJ (1992) Cannibalism and trophic eggs in subsocial and eusocial insects. In: Elgar MA, Crespi BJ (Eds) *Cannibalism, Ecology and Evolution Among Diverse Taxa*, Oxford University Press, Oxford, 176–213.
- Danforth BN, Neff JL, Barreto-Ko P (1996) Nestmate relatedness in a communal bee, *Perdita texana* (Hymenoptera: Adrenidae), based on DNA fingerprinting. *Evolution* 50: 276–284. doi: 10.2307/2410799
- Dressler RL (1982) Biology of the orchid bees (Euglossini). *Annual Review of Ecology and Systematics* 13: 373–394. doi: 10.1146/annurev.es.13.110182.002105
- Eberhard WG (1988) Group nesting in two species of *Euglossa* bees (Hymenoptera: Apidae). *Journal of the Kansas Entomological Society* 61: 406–411.
- Eickwort GC (1986) First steps into Eusociality: The Sweat Bee *Dialictus lineatus*. *Florida Entomologist* 69: 742–754. doi: 10.2307/3495222
- Gadagkar R (1990) Evolution of eusociality: the advantage of assured fitness returns. *Philosophical Transactions of the Royal Entomological Society of London* 329: 17–25.

- Garófalo CA (1985) Social structure of *Euglossa cordata* nests (Hymenoptera: Apidae: Euglossini). *Entomologia Generalis* 11: 77–83.
- Garófalo CA (1987) Aspectos bionômicos e sociológicos de *Euglossa cordata* (Hymenoptera: Apidae: Euglossini). Tese de Livre-Docência. FFCL Ribeirão Preto – USP, 171 pp.
- Garófalo CA (1992) Comportamento de nidificação e estrutura de ninhos de *Euglossa cordata* (Hymenoptera: Apidae: Euglossini). *Revista Brasileira de Biologia* 52: 187–198.
- Garófalo CA (2006) Comportamento social nos Euglossini (Hymenoptera, Apidae). VII Encontro sobre Abelhas, Ribeirão Preto, SP Brazil 7: 24–27.
- Garófalo CA, Camillo E, Serrano JC, Rebêlo JMM (1993) Utilization of trap nest by Euglossini species (Hymenoptera: Apidae). *Revista Brasileira de Biologia* 53: 177–187.
- Garófalo CA, Camillo E, Augusto SC, Jesus BMV, Serrano JC (1998) Nest structure and communal nesting in *Euglossa (Glossura) annectans* Dressler (Hymenoptera, Apidae, Euglossini). *Revista Brasileira de Zoologia* 15: 589–596. doi: 10.1590/S0101-81751998000300003
- Gonzales JM, Gaiani MA (1990) Comentários bionômicos sobre dos nidos de *Euglossa cordata* (Linnaeus) (Hymenoptera: Apidae: Euglossini). *Boletim de Entomologia Venezuelana* 5: 141–143.
- Howe R (1967) Temperature effects on embryonic development in insects. *Annual Review of Entomology* 12: 15–42. doi: 10.1146/annurev.en.12.010167.000311
- Hunt JH (1999) Trait mapping and salience in the evolution of eusocial vespid wasps. *Evolution* 53: 225–237. doi: 10.2307/2640935
- Janvier H (1955) Le nid et la nidification chez quelques abeilles des Andes tropicales. *Annales des Sciences Naturelles* 17: 311–349.
- Kukuk PF (1992) Cannibalism in social bees. In: Elgar MA, Crespi BJ (Eds) *Cannibalism, Ecology and Evolution among Diverse Taxa*, Oxford University Press, Oxford: 214–237.
- Kumar S (1975) Relations among bee size, cell size and caste in *Lasioglossum zephyrum*. *Journal of the Kansas Entomological Society* 48: 374–551.
- Langer P, Hogendoorn K, Keller L (2004) Tug-of-war over reproduction in a social bee. *Nature* 428: 844–847. doi: 10.1038/nature02431
- Michener CD, Brothers DJ (1971) A simplified observation nest for burrowing bees. *Journal of the Kansas Entomological Society* 44: 236–239.
- MMA - Ministério do Meio Ambiente (2010) Dados do Monitoramento do Bioma Caatinga realizado entre os anos de 2002 a 2008. http://siscom.ibama.gov.br/monitorabiomas/caatinga/relatrio_tcnicco_caatinga_72.pdf.
- Moure JS (1967) A check-list of the known euglossine bees (Hymenoptera, Apidae). *Atas Simpos. Biota Amazônica* 5: 395–415.
- Nemésio A (2009) Orchid bees (Hymenoptera: Apidae) of the Brazilian Atlantic Forest. *Zootaxa* 2041: 1–242.
- Nemésio A, Rasmussen C (2011) Nomenclatural issues in the orchid bees (Hymenoptera: Apidae: Euglossina) and an updated catalogue. *Zootaxa* 3006: 1–42.
- Otero JT, Ulloa-Chacón P, Silverstone-Sopkin P, Giray T (2008) Group nesting and individual variation in behavior and physiology in the orchid bee *Euglossa nigropilosa* Moure (Hymenoptera, Apidae) *Insectes Sociaux* 55: 320–328. doi: 10.1007/s00040-008-1009-2
- PERH - Plano Estadual de Recursos Hídricos do Estado da Bahia (2010) Secretaria de Agricultura e Reforma Agrária. Bahia: PERH.

- Plateaux-Quénu CL, Plateaux L, Packer L (1989) Biological notes on *Evyllaues villosulus* (K.) (Hymenoptera: Halictidae), a bivoltine, largely solitary halictine bee. *Insectes Sociaux* 36: 245–263. doi: 10.1007/BF02224879
- Ramírez-Arriaga E, Cuadriello-Aguilar JI, Hernández EM (1996) Nest structure and parasite of *Euglossa atrovoneta* Dressler (Apidae: Bombinae: Euglossini) at Unión Juárez, Chiapas, México. *Journal of the Kansas Entomological Society* 69: 144–152.
- Ratnieks FLW, Wenseleers T (2007) Altruism in insect societies and beyond: voluntary or enforced? *Trends in Ecology & Evolution* 23: 45–52. doi: 10.1016/j.tree.2007.09.013
- Reeve HK, Keller L (1995) Partitioning of reproduction in mother-daughter versus sibling associations: a test of optimal skew theory, *American Naturalist* 145: 119–132. doi: 10.1086/285731
- Reeve HK, Keller L (2001) Test of reproductive skew models in social insects, *Annual Review of Entomology* 46: 347–385. doi: 10.1146/annurev.ento.46.1.347
- Riveros AJ, Hernández EJ, Wcislo WT (2009) Nesting Biology of *Euglossa dodsoni* (Hymenoptera: Euglossinae). *Journal of the Kansas Entomological Society* 82: 210–214. doi: 10.2317/JkES808.15.1
- Roberts RB, Dodson CH (1967) Nesting biology of two communal bees, *Euglossa imperialis* and *Euglossa ignita* (Hymenoptera: Apidae) including description of larvae. *Annals of the Entomological Society of America* 60: 1007–1014.
- Roubik DW (1990) A mixed colony of *Eulaema* (Hymenoptera: Apidae), natural enemies, and limits to sociality. *Journal of the Kansas Entomological Society* 63: 150–157.
- Roubik DW, Hanson PE (2004) Abejas de orquídeas de la América tropical: Biología y guía de campo. Orchid bees of tropical America: biology and field guide. Instituto Nacional de Biodiversidad (INBio), Santo Domingo de Heredia, San José, 370p.
- Sakagami SF, Laroca S, Moure JS (1967) Two Brazilian apid nests worth recording in reference to comparative bee sociology, with description of *Euglossa melanotricha* Moure sp.n. (Hymenoptera, Apidae). *Annotationes Zoologicae Japonenses* 40: 45–54.
- Soucy SL, Giray T, Roubik DW (2003) Solitary and group nesting in the orchid bee *Euglossa hyacinthina* (Hymenoptera, Apidae). *Insectes Sociaux* 50: 248–255. doi: 10.1007/s00040-003-0670-8
- Schwarz MP, O’Keefe KJ (1991) Order of eclosion and reproductive differentiation in a social allodapine bee. *Ethology Ecology & Evolution* 3: 233–245. doi: 10.1080/08927014.1991.9525371
- Schwarz MP, Woods RE (1994) Order of adult eclosion is a major determinant of reproductive dominance in the allodapine bee *Exoneura bicolor*. *Animal Behaviour* 47: 373–378. doi: 10.1006/anbe.1994.1051
- Stubblefield JW, Charnov EL (1986) Some conceptual issues in the origin of eusociality, *Heredity* 57: 181–187. doi: 10.1038/hdy.1986.108
- Tsuji K, Tsuji N (2005) Why is dominance hierarchy age-related in social insects? The relative longevity hypothesis. *Behavioral Ecology and Sociobiology* 58: 517–526. doi: 10.1007/s00265-005-0929-3
- Vázquez AA, Aguiar JJC (1990) Un nido de *Euglossa viridissima* Friese (Hymenoptera: Apidae: Euglossini). XV Congreso Nacional de Entomología, Oaxaca, México: 117–118.

- West-Eberhard MJ (1978) Polygyny and the evolution of social behavior in wasps. Journal of the Kansas Entomological Society 51: 1–13.
- Yanega D (1989) Caste determination and differential diapause within the first brood of *Halictus rubicundus* in New York (Hymenoptera: Halictidae), Behavioral Ecology and Sociobiology 24:97–107. doi: 10.1007/BF00299641
- Young AM (1985) Notes on the nest structure and emergence of *Euglossa turbinifex* Dressler. (Hymenoptera: Apidae: Bombinae: Euglossini) in Costa Rica. Journal of the Kansas Entomological Society 58: 538–543.
- Zimmermann Y, Roubik DW, Javier J, Quezada-Euan G, Paxton RJ, Eltz T (2009) Single mating in orchid bees (*Euglossa*, Apinae): implications for mate choice and social evolution. Insectes Sociaux 56: 241–249. doi: 10.1007/s00040-009-0017-1