



**Universidade de São Paulo**

**Biblioteca Digital da Produção Intelectual - BDPI**

---

Departamento de Neurociências e Ciências do Comportamento - Artigos e Materiais de Revistas Científicas - FMRP/RNC  
FMRP/RNC

---

2012

# Effects of pregabalin on behavioral alterations induced by ketamine in rats

---

REVISTA BRASILEIRA DE PSIQUIATRIA, SAO PAULO, v. 34, n. 3, pp. 329-333, OCT, 2012  
<http://www.producao.usp.br/handle/BDPI/33356>


*Downloaded from: Biblioteca Digital da Produção Intelectual - BDPI, Universidade de São Paulo*



# Revista Brasileira de Psiquiatria

## RBP Psychiatry

Official Journal of the Brazilian Psychiatric Association  
Volume 34 • Number 3 • October/2012



### BRIEF COMMUNICATION

## Effects of pregabalin on behavioral alterations induced by ketamine in rats

Emerson Arcoverde Nunes,<sup>1,4</sup> Leila Canever,<sup>3</sup> Larissa de Oliveira,<sup>3</sup>  
Renata D'altoe de Luca,<sup>3</sup> João Quevedo,<sup>2,3</sup> Alexandra Zugno,<sup>2,3</sup> Antonio Peregrino,<sup>5</sup>  
José Alexandre S. Crippa,<sup>1,2</sup> Serdar M. Dursun,<sup>2,4</sup> Glen B. Baker,<sup>2,4</sup>  
Jaime Eduardo C. Hallak<sup>1,2</sup>

<sup>1</sup> Department of Neuroscience and Behavior of the Faculdade de Medicina de Ribeirão Preto, Universidade de São Paulo, Brazil

<sup>2</sup> National Institute for Translational Medicine (INCT-TM); Conselho Nacional de Desenvolvimento Científico e Tecnológico (National Counsel of Technological and Scientific Development - CNPq), Brazil

<sup>3</sup> Neuroscience Laboratory, Postgraduate Studies in Health Sciences, Academic Unit of Health Sciences, Universidade do Extremo Sul Catarinense, Brazil

<sup>4</sup> Neurochemical Research Unit, Department of Psychiatry, University of Alberta, Edmonton, Canada

<sup>5</sup> Universidade Federal de Pernambuco

Received on November 7, 2011; accepted on February 17, 2012

#### DESCRIPTORS

Anticonvulsants;  
Psychosis;  
Schizophrenia;  
Other Areas of  
Neuroscience and  
Other Aspects of  
Psychopharmacology.

#### Abstract

**Objective:** The aim of this study is to investigate the effects of pregabalin on the behavior of rats under the influence of ketamine, an NMDA receptor antagonist that mimics the symptoms of schizophrenia. **Methods:** Rats were injected with saline or 25 mg/kg ketamine intraperitoneally. After that, behavior modifications were investigated by the evaluation of stereotypy and hyperlocomotion, after treating rats with pregabalin (at doses of 30 mg/kg or 100 mg/kg) or placebo (saline solution). **Results:** The administration of pregabalin reduced ketamine-induced hyperlocomotion. However, neither doses of pregabalin had a significant effect on ketamine-induced stereotypy. **Conclusion:** This is the first study to investigate the effects of pregabalin using an animal model of psychosis. Furthermore, our results indicate that behavioral changes induced by ketamine in rats can be reversed with the use of pregabalin, suggesting its potential to treat psychotic symptoms.

Corresponding author: Emerson Arcoverde Nunes. Neurochemical Research Unit - Department of Psychiatry. University of Alberta, 12-127 Clinical Sciences Building. 11350 83 Avenue, Edmonton, AB, Canada. AB T6G 2G3. Phone: 780-492-7319; Fax: 780-492-6841.

E-mail: emerson\_arcoverde@yahoo.com.br

1516-4446 - ©2012 Elsevier Editora Ltda. All rights reserved.

doi:10.1016/j.rbp.2012.02.005

**DESCRITORES:**

Anticonvulsivantes;  
Psicose;  
Esquizofrenia;  
Outras áreas das  
neurociências e  
outros aspectos de  
psicofarmacologia.

**Efeitos da pregabalina sobre alterações comportamentais induzidas pela cetamina em ratos****Resumo**

**Objetivo:** O presente estudo tem como objetivo investigar os efeitos da pregabalina sobre as alterações comportamentais em ratos induzidas pela cetamina, um antagonista do receptor glutamatérgico NMDA, utilizado em modelos animais de psicose. **Métodos:** Ratos receberam injeção com solução salina ou cetamina, na dose de 25 mg/kg, com posterior avaliação das alterações comportamentais induzidas, através da avaliação da estereotipia e hiperlocomação, depois destes ratos terem sido tratados com pregabalina (30 mg/kg ou 100 mg/kg) ou placebo. **Resultados:** A administração de pregabalina reduziu a hiperlocomação nos ratos sob o efeito da cetamina. No entanto, nenhuma das doses de pregabalina teve efeito significativo sobre a estereotipia induzida pela cetamina. **Conclusão:** Este é o primeiro estudo que investiga os efeitos da pregabalina em um modelo animal de psicose. Nossos resultados indicam que alterações comportamentais induzidas pela cetamina em ratos podem ser revertidas após uso da pregabalina, o que sugere um possível potencial desta no tratamento de sintomas psicóticos.

## Introduction

The treatment of schizophrenia remains a great challenge, despite the advances in pharmacological and non-pharmacological approaches. The difficulty lies in the heterogeneity of the condition, expressed in the subjective and complex nature of its symptoms, and the lack of a comprehensive model to explain its pathophysiology.

The dopamine hypothesis for the pathophysiology of schizophrenia is insufficient to explain the disorder completely. The ineffectiveness of D2 receptor blockade in the treatment of negative symptoms, for example, highlights the need to search for other explanations and mechanisms that could be involved in schizophrenia. The glutamatergic hypothesis of schizophrenia postulates that the hypofunction of NMDA glutamatergic receptors in cortical-limbic areas could lead to alterations in interneuron transmission that would exacerbate dopaminergic function.<sup>1</sup> Cumulative data in the literature also suggest a role of GABA in schizophrenia.<sup>2,3</sup> One of the explanations suggests that a decrease in interneuron GABAergic activity induced by the lack of activation due to NMDA hypofunction could lead to an increased activity of excitatory glutamatergic transmission in cortical-limbic areas.<sup>3</sup> However, benzodiazepines, which increase GABAergic activity, are not particularly effective in treatment of schizophrenia.<sup>4</sup> Therefore, strategies that use more specific drugs to increase GABAergic action should be investigated. Pregabalin, a structural analogue of GABA, is an antiepileptic drug with broad-spectrum efficacy in the treatment of pain-related medical conditions and epilepsy, and it is also approved for the treatment of generalized anxiety disorder in the European Union.<sup>5</sup>

Two previous reports described the use of pregabalin in schizophrenic patients as an add-on treatment for schizophrenia-related anxiety.<sup>5,6</sup> The current study was aimed at testing the hypothesis that pregabalin itself can have antipsychotic properties. With that in mind, we investigated its effects on the behavior of rats under the influence of ketamine, an NMDA receptor antagonist that mimics the positive, negative, and cognitive symptoms of schizophrenia.<sup>7</sup>

## Materials and Methods

### Animals

Adult male Wistar rats (60 days old) were obtained from the Central Animal House of the Universidade do Extremo Sul Catarinense, Criciúma, SC, Brazil. All experimental procedures were carried out in accordance with the National Institutes of Health Guide for the Care and Use of Laboratory Animals and the Brazilian Society for Neuroscience and Behavior (SBNeC) recommendations for animal care, with the approval of the Ethics Committee of the Universidade do Extremo Sul Catarinense.

The study used 90 animals divided into six groups (N = 15 per group): 1) placebo (Sal+Sal), 2) pregabalin (30 mg/kg) + placebo (PG30+Sal), 3) pregabalin (100 mg/kg) + placebo (PG100+Sal), 4) placebo+ketamine (Sal+Ket), 5) pregabalin (30 mg/kg)+ketamine (PG30+Ket), and 6) pregabalin (100 mg/kg) + ketamine (PG100+Ket).

### Pregabalin

Pregabalin was administered orally in doses of 30 mg/kg or 100 mg/kg at the time of the experiment.

### Animal model of psychosis

The animals were injected with saline or 25 mg/kg of ketamine (CU Chemie Uetikon, Germany) intraperitoneally (i.p.), 20 minutes after administration of pregabalin or saline (SAL).

### Locomotor activity

Locomotor activity was measured in an activity monitor (40x60 cm), surrounded by 50 cm high acrylic walls, containing 6 parallel bars, each bar containing 16 infrared sensors that detect a rat's exact position and movement, making possible a detailed analysis of animal's behavior. Information detected by the sensors over 60 minutes was transmitted to

a computer by the software Open Source version Interbase 6.01 (Activity Monitor - Insight Laboratory Equipment, Ribeirão Preto, SP).

### *Stereotypy*

This parameter was analyzed simultaneously with locomotor activity. Stereotypy is considered by the software as an unstable movement; any time repetitive movements are recorded in sequential readings without the animals moving horizontally. The values are measured in millimeters (mm).

### *Statistical analysis*

Data were analyzed by one-way analysis of variance (ANOVA) followed by the Tukey multiple range test when F was significant. All analyses were performed using the Statistical Package for the Social Sciences (SPSS). A value of  $p < 0.05$  was considered to be significant.

## **Results**

### *The effects of ketamine on the behavior of rats*

As expected and already described in the literature,<sup>8,9</sup> the use of ketamine alone in rats promoted alterations significantly different compared to the saline-only group (Sal+Sal), with ketamine use increasing both the distance traveled (17.9 m to 40.3 m,  $p < 0.05$ ) and stereotypic movements (2,755 mm to 3,688 mm,  $p < 0.05$ ) presented by the animals (Figure 1A & B).

### *The effects of pregabalin on ketamine-induced hyperlocomotion*

First, the effects of pregabalin on basal locomotion were evaluated in groups that received saline solution prior to drug administration. The mean values for the distances observed (Figure 1A), showed an unexpected hyperlocomotion after pregabalin use at the higher dose of 100 mg/kg. In this group (PG100+Sal), the mean distance travelled of 38.1 m was close to the value of the ketamine-only group (Sal+Ket), and was significantly different from the control group ( $p = 0.033$ ).

The administration of pregabalin before ketamine reduced hyperlocomotion indices at both doses (Figure 1A): the group that received pregabalin 30 mg/kg had a mean value of 22.2 m and the group that received pregabalin 100 mg/kg had a mean value of 20.2 m ( $p = 0.035$ ).

### *The effects of pregabalin on ketamine-induced stereotypy*

Neither doses of pregabalin had a significant effect on ketamine-induced stereotypy (Figure 1B).

## **Discussion**

Both doses of pregabalin inhibited the effects of ketamine on the locomotion of rats, although not reducing general motor activity when administered alone (in fact, the high dose of pregabalin increased locomotor activity on its own), which suggests that this reduction was not secondary to motor impairment.

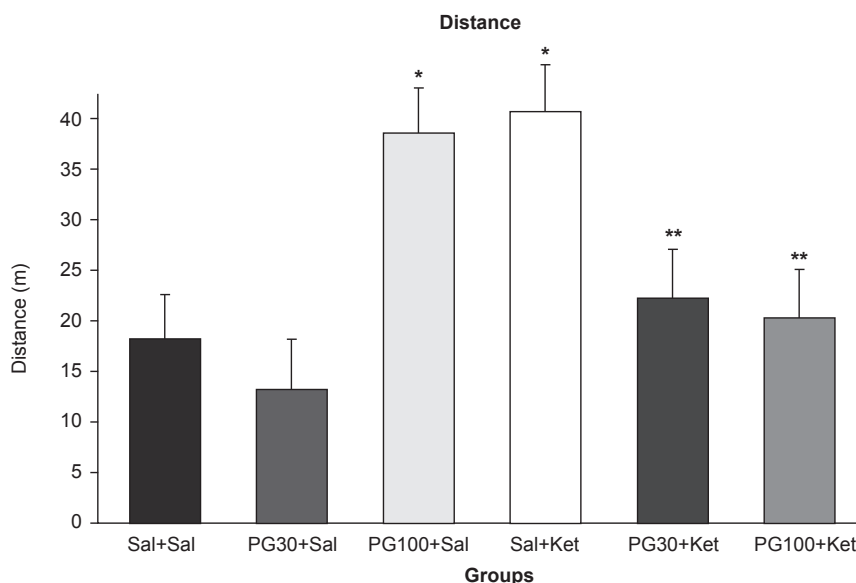
Animal models of psychosis that use NMDA receptor antagonists to induce behavioral changes like hyperlocomotion and stereotypy have often been used to assess the pharmacological effects of different candidate substances for the treatment of symptoms in schizophrenia,<sup>8,9</sup> with some evidence of parallels between those pharmacologically induced behavioral alterations in rats by decreases in NMDA function and behavioral alterations present in schizophrenia. For example, it has been proposed that increased locomotor activity in rats may be analogous to psychomotor agitation in schizophrenia.<sup>10</sup>

Pregabalin is a novel GABAergic substance that does not interact with either GABA-A or GABA-B receptors directly and is not an inhibitor of GABA uptake or degradation.<sup>11</sup> Its actions derive from complex effects on neurotransmission through its binding to the  $\alpha 2\delta$  type 1 and 2 subunits of voltage-gated calcium channels, as well as by its actions in the glutamate-GABA cycle.<sup>12</sup> Our data indicate that pregabalin somehow enhances NMDA receptor function, since ketamine-induced behavioral alterations are explained by its NMDA receptor blockade. However, this enhancement of NMDA receptor mediated action after pregabalin use is not through direct action at the NMDA receptor, since this drug does not interact directly with these receptors.<sup>11</sup> At the same time, some consequences of NMDA receptor activation, such as modulation of glutamate release in the cerebral cortex, avoiding excess glutamate release,<sup>7</sup> are linked to the activation of NMDA receptors on GABAergic interneurons that modulate excitatory pathways and could possibly be influenced after pregabalin use due to the GABAergic action of this drug. In addition, this GABAergic action might be linked to the glutamate system metabolically since pregabalin has been shown to interact with glutamic acid decarboxylase (GAD) function, enhancing its activity and leading to an increase in GABA synthesis from glutamate.<sup>13</sup>

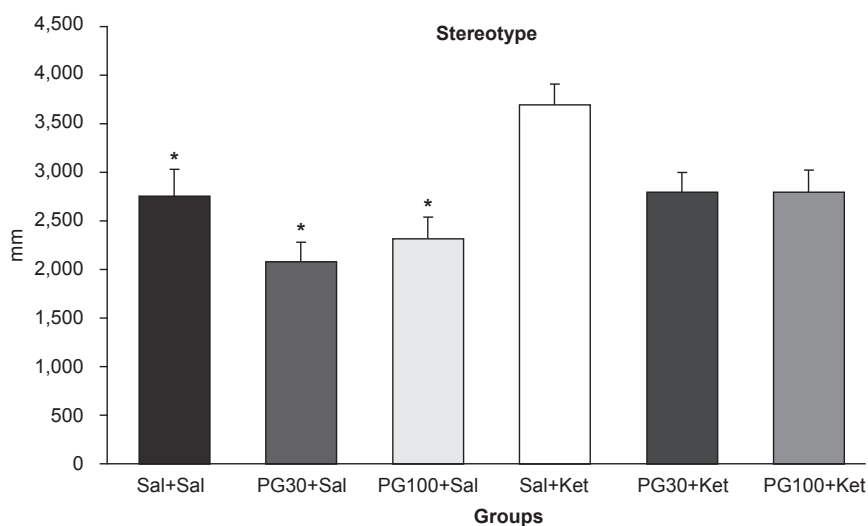
The finding of increased locomotor activity after pregabalin injection at the higher dose (100 mg/kg) in saline-treated rats, similar to what was observed with ketamine, although interesting, has already been observed in an animal model.<sup>14</sup> One possible explanation for this increase in basal locomotion by pregabalin, which has already been described with diazepam in mice, is that the anxiolytic effect of pregabalin - which was previously described in the literature<sup>5</sup> - could increase the observed basal locomotion at higher doses.<sup>15</sup> However, paradoxically this high dose reverses the hyperlocomotion observed with ketamine, suggesting that something other than an anxiolytic effect of pregabalin is involved in this particular drug-drug interaction; at the present, a clear explanation is not available.

Pregabalin at both doses decreased the stereotypy behavior induced by ketamine to levels near the control group (Figure 1B), but the reduction was not quite statistically significant at either doses ( $p = 0.05$ ). More comprehensive dose and time studies should be done before we can suggest that pregabalin may be useful for treating the stereotypy induced by ketamine.

In conclusion, our results indicate that the locomotor changes induced by ketamine in rats can be reversed with the use of pregabalin, suggesting potential of pregabalin as an add-on drug option for schizophrenia. Two previous clinical reports described the use of pregabalin in schizophrenic



**Figure 1A** Effects of pregabalin (PG30+Ket, PG100+Ket) on hyperlocomotion induced by ketamine. \* $p < 0.05$  compared to control (Sal+Sal). \*\* $p < 0.05$  compared to ketamine group (Sal+Ket).



**Figure 1B** Effects of pregabalin (PG30+Ket, PG100+Ket) on stereotype induced by ketamine. \* $p < 0.05$  compared to ketamine + saline group (Sal+Ket).

patients as an add-on treatment for schizophrenia-related anxiety,<sup>5,6</sup> but to our knowledge, this is the first study to investigate the direct effects of pregabalin using an animal model of psychosis.

## Acknowledgements

This research was supported by grants from CNPq, INCT, FMRP-USP and UNESC to AIZ and JQ (CNPq Research Fellows).

## Disclosures

Emerson Arcoverde Nunes

Employment: University of Alberta, Canada.

Leila Canever

Employment: Universidade Federal do Extremo Sul Catarinense (UNESC), Brazil.

Larissa de Oliveira

Employment: Universidade Federal do Extremo Sul Catarinense (UNESC), Brazil.

Renata D'altoe de Luca

Employment: Universidade Federal do Extremo Sul Catarinense (UNESC), Brazil.

João Quevedo

Employment: Universidade Federal do Extremo Sul Catarinense (UNESC); National Institute for Translational Medicine (INCT-TM), Brazil. Research Grant: Conselho Nacional de Desenvolvimento Científico e Tecnológico (National Counsel of Technological and Scientific Development-CNPq),\*\*\* Fundação de Amparo à Pesquisa do Estado de Santa Catarina (FAPESC),\*\* UNESC.\*

Alexandra Zugno

Employment: Universidade Federal do Extremo Sul Catarinense (UNESC); National Institute for Translational Medicine (INCT-TM), Brazil. Research Grant: Conselho Nacional de Desenvolvimento Científico e Tecnológico (National Counsel of Technological and Scientific Development-CNPq),\*\*\* Fundação de Amparo à Pesquisa do Estado de Santa Catarina (FAPESC),\*\* UNESC.\*

Antonio Peregrino

Employment: *Universidade Federal de Pernambuco (UFPE), Brazil.*

José Alexandre S. Crippa

Employment: *Faculdade de Medicina de Ribeirão Preto, Universidade de São Paulo (FMRP-USP); National Institute for Translational Medicine (INCT-TM), Brazil.*

Serdar M. Dursun

Employment: *University of Alberta Alberta; Hospital Edmonton; National Institute for Translational Medicine (INCT-TM), Canada.*

Glen B. Baker

Employment: *University of Alberta Alberta; Hospital Edmonton; National Institute for Translational Medicine (INCT-TM), Canada.*

Jaime Eduardo C. Hallak

Employment: *Faculdade de Medicina de Ribeirão Preto, Universidade de São Paulo (FMRP-USP); National Institute for Translational Medicine (INCT-TM), Brazil.*

Authors declare no conflict of interest.

\* Modest

\*\* Significant

\*\*\* Significant. Amounts given to the author's institution or to a colleague for research in which the author has participation, not directly to the author.

## References

- Carlsson A, Waters N, Holm-Waters S, Tedroff J, Nilsson M, Carlsson ML. Interactions between monoamines, glutamate, and GABA in schizophrenia: New evidence. *Annu Rev Pharmacol Toxicol.* 2001;41:237-60.
- Ahn K, Gil R, Seibyl J, Sewell RA, D'Souza DC. Probing GABA receptor function in schizophrenia with iomazenil. *Neuropsychopharmacology.* 2011;36:677-83.
- Benes FM. Amygdalocortical circuitry in schizophrenia: from circuits to molecules. *Neuropsychopharmacology.* 2010;35:239-57.
- Wolkowitz OM, Pickar D. Benzodiazepines in the treatment of schizophrenia: a review and reappraisal. *Am. J. Psychiatr.* 1991;148:714-26.
- Englisch S, Esser A, Enning F, Hohmann S, Schanz H, Zink M. Augmentation with pregabalin in schizophrenia. *J. Clin. Psychopharmacol.* 2010;30:437-40.
- Schonfeldt-Lecuona C, Wolf RC, Osterfeld ND, Vasic N, Connemann BJ, Schmid M, Freudenmann RW. Pregabalin in the treatment of schizophrenic anxiety. *Pharmacopsychiatry.* 2009;42:124-5.
- Adams B, Moghaddam B. Corticolimbic dopamine neurotransmission is temporally dissociated from the cognitive and locomotor effects of phencyclidine. *J. Neurosci.* 1998;18:5545-54.
- Geyer MA, Ellenbroek B. Animal behavior models of the mechanisms underlying antipsychotic atypicality. *Prog. Neuro-Psychopharmacol. Biol. Psychiatry.* 2003;27:1071-9.
- Geyer MA, Moghaddam B. Animal models relevant to schizophrenia disorders. In: Davis KL, Charney D, Coyle JT, Nemeroff C (eds), *Neuropsychopharmacology, The Fifth Generation of Progress.* Baltimore, MD: Lippincott, Williams & Wilkins; 2002. pp 689-701.
- Kilts CD. The changing roles and targets for animal models of schizophrenia. *Biol. Psychiatry.* 2001;50:845-55.
- Jarogniew JL. Third-generation antiepileptic drugs: mechanisms of action, pharmacokinetics and interactions. *Pharmacol Rep.* 2009;61:197-216.
- Bryans JS, Wustrow DJ. 3-Substituted GABA analogs with central nervous system activity: a review. *Med Res Rev.* 1999;19:149-77.
- Errante LD, Petroff OAC. Acute effects of gabapentin and pregabalin on rat forebrain cellular GABA, glutamate, and glutamine concentrations. *Seizure.* 2003;12:300-6.
- Richter A, Löscher W. Gabapentin decreases the severity of dystonia at low doses in a genetic animal model of paroxysmal dystonic choreoathetosis. *European J. Pharmacology.* 1999;369:335-8.
- Ingmann K, Sallinen J, Honkanen A, Korpi ER. Comparison of deramciclone to benzodiazepine agonists in behavioural activity of mice and in alcohol drinking of alcohol-preferring rats. *Pharmacol Biochem Behav.* 2004;77:847-54.