

Copper Catalyzed Cross-Coupling Reactions of Diaryl Ditellurides with Potassium Aryltrifluoroborate Salts

Diego Alves,^{*a} Jesus M. Pena,^a Adriano S. Vieira,^a Giancarlo V. Botteselle,^a
Rafael C. Guadagnin^a and Hélio A. Stefani^{*a,b}

^aDepartamento de Farmácia, Faculdade de Ciências Farmacêuticas, Universidade de São Paulo, 05508-900 São Paulo-SP, Brazil

^bDepartamento de Biofísica, Universidade Federal de São Paulo, 04023-062 São Paulo-SP, Brazil

Apresentamos aqui resultados das reações de acoplamento de diteluretos de diarila com sais de ariltrifluoroborato de potássio, usando quantidades catalíticas de $\text{Cu}(\text{OAc})_2$ e bipyridina, em uma mistura de $\text{DMSO}/\text{H}_2\text{O}$, sob ar atmosférico. Estas reações de acoplamento são gerais e são realizadas com diteluretos de diarila e sais de ariltrifluoroborato de potássio contendo substituintes neutros, retiradores e doadores de elétrons, fornecendo os correspondentes teluretos de diarila não simétricos em rendimentos de bons a excelentes.

We present here results of the cross-coupling reaction of diaryl ditellurides with potassium aryltrifluoroborate salts using a catalytic amount of $\text{Cu}(\text{OAc})_2$ and bipyridine in $\text{DMSO}/\text{H}_2\text{O}$ under air atmosphere. This cross-coupling reaction is general and was performed with diaryl ditellurides and potassium aryltrifluoroborate salts bearing electron-withdrawing, electron-donating and neutral substituents, affording the corresponding unsymmetrical diaryl tellurides in good to excellent yields.

Keywords: tellurium, trifluoroborate salts, copper catalysis

Introduction

Chalcogenide compounds have become attractive synthetic targets because of their chemo-, regio-, and stereoselective reactions,¹⁻⁴ used in a wide variety of functional groups, thus avoiding protection group chemistry and resulting in useful biological activities.⁵⁻⁷ Therefore, many classes of organotellurium compounds have been prepared and studied to date and aryl- or vinylic tellurides are certainly the most useful and promising compounds in view of their usefulness in organic synthesis.⁸⁻¹¹ A large number of methodologies have been reported to prepare these compounds.^{4,9-11} However, limited synthetic methods are reported to synthesize unsymmetrical diaryl tellurides. In recent years, a transition-metal-catalyzed reaction of diaryl dichalcogenides with aryl halides or boronic acids has become a versatile tool for synthesis of unsymmetrical diaryl chalcogenides.¹²⁻¹⁷ Recently, Taniguchi¹² described the preparation of numerous unsymmetrical organotellurides

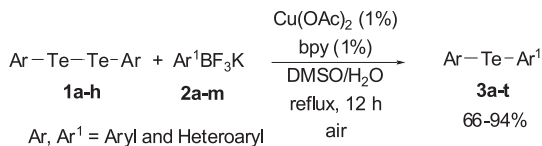
by reaction of organoboronic acids with ditellurides *via* cleavage of Te-Te bond by a copper catalyst.

In the context of organoboron reagents, significant advances have been made in the use of these compounds as coupling partners in a number of transition-metal mediated reactions.^{18,19} The organoboron compounds most frequently employed are boronic acids and boronate esters, but these compounds have some drawbacks; among them, we can mention the low stability, very high price of some reagents and high sensitivity to air and moisture. To solve these problems, the use of potassium organotrifluoroborates, as the organoboron coupling partner, has some advantages in comparison to boronic acids and boronic esters, such as being more nucleophilic, stable on air, crystalline as solids and easily prepared.²⁰⁻²²

The use of potassium aryltrifluoroborate salts in the synthesis of unsymmetrical diaryl chalcogenides was reported by Wang and co-workers.¹⁵ However, only one example of unsymmetrical diaryl telluride was obtained in moderated yield, under conditions optimized to arylboronic acids. Our continuing interest in the synthesis and reactivity

*e-mail: hstefani@usp.br; dsalves@gmail.com

of potassium organotrifluoroborate salts²²⁻²⁹ prompted us to explore in detail a general procedure to access various unsymmetrical diaryl tellurides by a copper catalyzed cross-coupling reaction of diaryl ditellurides with potassium aryltrifluoroborate salts (Scheme 1).

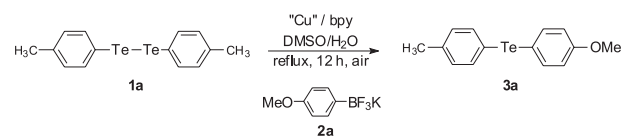


Scheme 1. General scheme for the cross-coupling reaction.

Results and Discussion

Our initial studies have focused on the development of an optimum set of reaction conditions. In this way, di-(*p*-tolyl) ditelluride **1a** and potassium *p*-methoxyphenyltrifluoroborate **2a** were used as standard substrates. Thus, a mixture of diaryl ditelluride **1a** (0.25 mmol) and trifluoroborate **2a** (0.5 mmol), utilizing DMSO/H₂O (2:1) as a solvent, was refluxed with different copper catalysts, using bipyridine (bpy) as ligand, in air (Table 1). As shown in Table 1, different catalysts of copper(I) and copper(II) were tested, displaying a moderated to good catalytic activity, and the best result was obtained using Cu(OAc)₂/bpy (5 mol%), giving the desired product **3a** in excellent yield (Table 1, entry 6). When the reaction was performed in absence of catalyst and ligand, only traces of the desired product **3a** were obtained (Table 1, entry 10).

Table 1. Study of the catalyst effect on the cross-coupling reaction^a



Entry	Copper Catalyst (5 mol%)	Yield of 3a (%) ^b
1	CuI	77
2	CuCl	72
3	CuBr	72
4	CuCN	80
5	CuCl ₂ ·2H ₂ O	75
6	Cu(OAc) ₂	91
7	CuSO ₄ ·5H ₂ O	78
8	CuO	69
9	Cu(OTf) ₂	64
10 ^c	-	trace

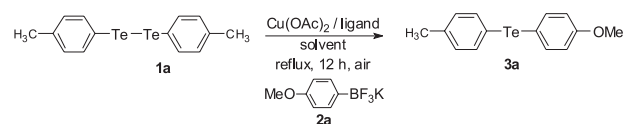
^aReactions performed in the presence of **1a** (0.25 mmol), **2a** (0.5 mmol), 5 mol% of catalyst/bpy, in DMSO (1 mL) and H₂O (0.5 mL); ^bYields are given for isolated products; ^cWithout catalyst and ligand.

We observed that the influence of the solvent was important for the coupling success. The reaction mixture of diaryl ditelluride **1a** and trifluoroborate **2a** using Cu(OAc)₂/bpy (5 mol%) was refluxed with different solvents and the results are summarized in Table 2. Optimal results were achieved using a mixture of DMSO/H₂O (2:1) as solvent (Table 2, entry 1). When using DMSO, toluene and a mixture of toluene/H₂O (Table 2, entries 2-4) moderate yields were obtained, while other solvents such as 1,4-dioxane, DMF and CH₃CN (Table 2, entries 5-7) gave poor yields of the desired product **3a**.

When the reaction was carried out with other ligands such as 1,10-phenanthroline, TMEDA and 1,3-diaminopropane or without ligand, a decrease in the yield of product **3a** was observed (Table 2, entries 8-11).

The use of catalyst in an amount of 10 mol% yielded 98% of **3a** (Table 2, entry 12). Fortunately, when the amount of catalyst was reduced from 5 to 1 mol%, excellent yields of product **3a** were obtained (Table 2, entries 13 and 14).

Table 2. Reaction conditions optimization^a



Entry	Solvent	Ligand	Yield of 3a (%) ^b
1	DMSO/H ₂ O	bpy	91
2	DMSO	bpy	56
3	Toluene	bpy	72
4	Toluene/H ₂ O	bpy	56
5	1,4-dioxane	bpy	42
6	DMF	bpy	31
7	CH ₃ CN	bpy	29
8	DMSO/H ₂ O	1,10-phenanthroline	75
9	DMSO/H ₂ O	TMEDA	80
10	DMSO/H ₂ O	1,3-diaminopropane	69
11	DMSO/H ₂ O	-	75
12 ^c	DMSO/H ₂ O	bpy	98
13 ^d	DMSO/H ₂ O	bpy	90
14 ^e	DMSO/H ₂ O	bpy	90

^aReactions performed in the presence of **1a** (0.25 mmol), **2a** (0.5 mmol), 5 mol% of Cu(OAc)₂/Ligand and solvent (1 mL); ^bYields are given for isolated products; ^c10 mol% of Cu(OAc)₂/bpy; ^d3 mol% of Cu(OAc)₂/bpy; ^e1 mol% of Cu(OAc)₂/bpy.

Careful analysis of the optimized reactions revealed that the optimum conditions for this coupling reaction were found to be the use of Cu(OAc)₂/bpy (1 mol%) as the catalytic system, diaryl ditelluride **1a** (0.25 mmol), potassium aryltrifluoroborate salt **2a** (0.5 mmol), and a

mixture of DMSO/H₂O (2:1, v/v) as a solvent. The reaction mixture was refluxed for 12 h under air atmosphere, affording the desired diaryl telluride **3a** with 90% yield.³⁰

In order to demonstrate the efficiency of this protocol, we explored the generality of our method reacting others potassium aryltrifluoroborate salts **2a-m** with diaryl ditelluride **1a** and these results are summarized in Table 3. Table 3 shows that the reaction worked well for a range of potassium aryltrifluoroborate salts. These results revealed that the reaction is sensitive to the electronic effect of the aromatic ring in the potassium aryltrifluoroborate salt. For example, trifluoroborate salts **2a-e**, bearing electron-donating and electron-neutral groups at the aromatic ring, gave better yields than the trifluoroborates bearing electron-withdrawing groups (Table 3, entries 1-5 *versus* 6-10). When we used potassium heteroaryltrifluoroborate salts **2k-m**, the desired products were obtained in good yields (Table 3, entries 11-13).

In an attempt to broaden the scope of our methodology, the possibility of performing the reaction with other diaryl ditellurides was also investigated (Table 4). Potassium trifluoroborate **2a** was cross-coupled efficiently with a variety of ditellurides **1b-h**. A decrease in the reaction yield was observed using hindered or heteroaryl ditellurides **1f-h** (Table 4, entries 5-7).

We believe that the mechanism of this cross-coupling reaction is in accordance with the proposed by Tanigushi,¹² using organoboronic acids analogues. It seems that the reaction requires DMSO/H₂O and oxygen of air to oxidize the copper intermediates and promote the reaction.

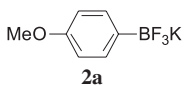
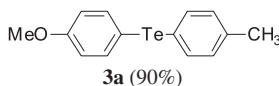
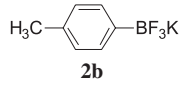
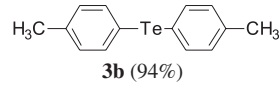
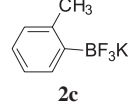
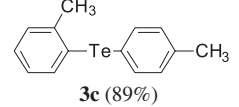
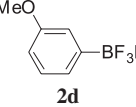
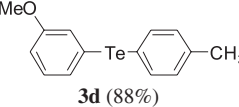
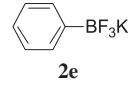
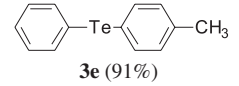
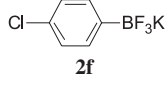
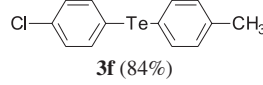
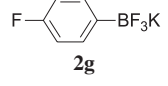
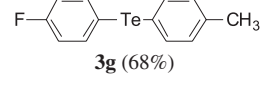
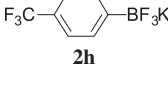
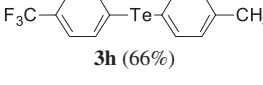
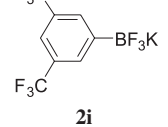
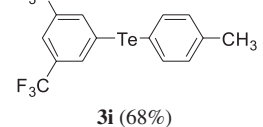
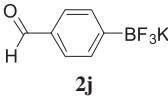
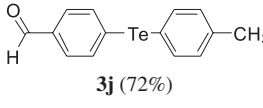
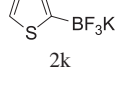
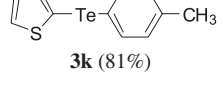
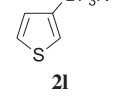
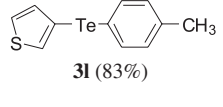
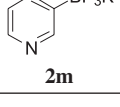
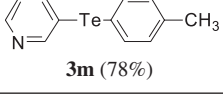
The compounds obtained by this protocol appear highly promising as intermediates in the preparation of more complexes molecules. In the last decade, Uemura³¹ described the use of symmetrical diaryl tellurides utilizing Heck palladium catalyzed cross-coupling and the two symmetrical aryl groups of telluride were transferred to various alkenes. For instance, the resulting unsymmetrical diaryl tellurides should be particularly useful intermediates in this type of reaction. In this way, compound **3a** was coupled with ethyl acrylate, using the conditions described by Uemura³¹ (Scheme 2).

In this reaction, unsymmetrical diaryl telluride **3a** transfers the two different aryl groups to ethyl acrylate, giving two products of cross-coupling **4a** and **4b** in excellent yields.³²

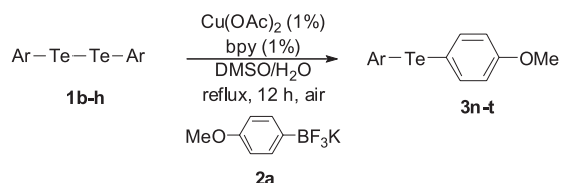
Conclusions

We have explored in details the cross-coupling reaction of diaryl ditellurides with potassium aryltrifluoroborate salts using a catalytic amount of Cu(OAc)₂/bpy in a mixture

Table 3. Coupling products using diaryl ditelluride **1a** and potassium aryl trifluoroborate salts **2a-m**

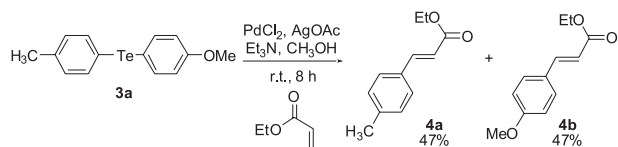
Entry	Ar ¹ BF ₃ K	Product Yield (%) ^a
1		 3a (90%)
2		 3b (94%)
3		 3c (89%)
4		 3d (88%)
5		 3e (91%)
6		 3f (84%)
7		 3g (68%)
8		 3h (66%)
9		 3i (68%)
10		 3j (72%)
11		 3k (81%)
12		 3l (83%)
13		 3m (78%)

^a Yields are given for isolated products.

Table 4. Coupling products using diaryl ditellurides **1b-h** and potassium aryltrifluoroborate salt **2a**

Entry	ArTe-TeAr	Product Yield (%) ^a
1		 3n (89%)
2		 3o (91%)
3		 3p (94%)
4		 3q (91%)
5		 3r (79%)
6		 3s (87%)
7		 3t (79%)

^a Yields are given for isolated products.

**Scheme 2.** Application of compound **3a** in a Heck cross-coupling reaction.

of DMSO/H₂O under air atmosphere and established a new route to obtain unsymmetrical diaryl tellurides in good to excellent yields. Subsequent Heck cross-coupling reactions of compound **3a** with alkenes proceed smoothly in excellent yields and transfer the two different aryl groups from diaryl tellurides. Studies of the Heck reactions are under investigation and will be reported in due course.

Supplementary Information

Supplementary information, with extra experimental and characterization data, is available free of charge at <http://jbcbs.sbq.org.br>, as PDF file.

Acknowledgments

The authors would like to thank Conselho Nacional de Desenvolvimento Científico e Tecnológico (CNPq) and Fundação de Amparo à Pesquisa do Estado de São Paulo (FAPESP) (Grants 07/56659-0 and 07/59404-2) for financial support.

References

- Wirth, T., ed. In *Topics in Current Chemistry: Organoselenium Chemistry*, Springer-Verlag: Heidelberg, 2000, p. 208.
- Krief, A. In *Comprehensive Organometallic Chemistry II*; Abel, E. V.; Stone, F. G. A.; Wilkinson, G.; eds.; Pergamon Press: New York, 1995, vol. 11, ch. 13.
- Paulmier, C. In *Selenium Reagents and Intermediates in Organic Synthesis*; Baldwin, J. E.; ed.; Pergamon Press: Oxford, 1986, Organic Chemistry Series 4.
- Petragnani, N.; Stefani, H. A.; *Tellurium in Organic Synthesis*, 2nd ed., Academic Press: London, 2007.
- Nogueira, C. W.; Zeni, G.; Rocha, J. B. T.; *Chem. Rev.* **2004**, *104*, 6255.
- Mugesh, G.; du Mont, W.-W.; Sies, H.; *Chem. Rev.* **2001**, *101*, 2125.
- Parnham, M. J.; Graf, E.; *Prog. Drug. Res.* **1991**, *36*, 9.
- Zeni, G.; Braga, A. L.; Stefani, H. A.; *Acc. Chem. Res.* **2003**, *36*, 731.
- Zeni, G.; Ludtke, D. S.; Panatieri, R. B.; Braga, A. L.; *Chem. Rev.* **2006**, *106*, 1032.
- Petragnani, N.; Stefani, H. A.; *Tetrahedron* **2005**, *61*, 1613.
- Comasseto, J. V.; Ling, L. W.; Petragnani, N.; Stefani, H. A.; *Synthesis* **1997**, 373.
- Taniguchi, N.; *J. Org. Chem.* **2007**, *72*, 1241.
- Taniguchi, N.; *Synlett* **2006**, 1351.
- Taniguchi, N.; Onami, T.; *J. Org. Chem.* **2004**, *69*, 915.
- Wang, L.; Wang, M.; Huang, F.; *Synlett* **2005**, 2007.
- Fukuzawa, S.; Tanihara, D.; Kikuchi, S.; *Synlett* **2006**, 2145.
- Kumar, S.; Engman, L.; *J. Org. Chem.* **2006**, *71*, 5400.
- Suzuki, A. In *Metal-Catalyzed Cross-Coupling Reactions*; Diederich, F.; Stang, P. J., eds.; Wiley-VHC: Weinheim, 1998.
- Lloyd-Williams, P.; Giralt, E.; *Chem. Soc. Rev.* **2001**, *30*, 145.
- Molander, G. A.; Ellis, N.; *Acc. Chem. Res.* **2007**, *40*, 275.
- Darses, S.; Genêt, J.-P.; *Chem. Rev.* **2008**, *108*, 288.
- Stefani, H. A.; Cella, R.; Vieira, A. S.; *Tetrahedron* **2007**, *63*, 3623.

23. Cella, R.; Cunha, R. L. O. R.; Reis, A. E. S.; Pimenta, D. C.; Klitzke, C. F.; Stefani, H. A.; *J. Org. Chem.* **2006**, *71*, 224.
24. Cella, R.; Stefani, H. A.; *Tetrahedron* **2006**, *62*, 5656.
25. Stefani, H. A.; Cella, R.; Dörr, F. A.; Pereira, C. M. P.; Zeni G.; Gomes, M. Jr.; *Tetrahedron Lett.* **2005**, *46*, 563.
26. Cella, R.; Orfão, A. T. G.; Stefani, H. A.; *Tetrahedron Lett.* **2006**, *47*, 5075.
27. Cella, R.; Venturoso, R. C.; Stefani, H. A.; *Tetrahedron Lett.* **2008**, *49*, 16.
28. Vieira, A. S.; Ferreira, F. P.; Fiorante, P. F.; Guadagnin, R. C.; Stefani, H. A.; *Tetrahedron* **2008**, *64*, 3306.
29. Vieira, A. S.; Fiorante, P. F.; Zukerman-Schpector, J.; Alves, D.; Botteselle, G. V.; Stefani, H. A.; *Tetrahedron* **2008**, *64*, 7234.
30. *General procedure for the cross-coupling reaction of diaryl ditellurides with potassium aryltrifluoroborates*: To a round-bottomed flask containing diaryl ditelluride (0.25 mmol), potassium aryltrifluoroborate salt (0.5 mmol), Cu(OAc)₂ (1 mol%) and bpy (1 mol%), DMSO (1 mL) and H₂O (0.5 mL) were added. The reaction mixture was allowed to stir at reflux for 12 h. After this time, the solution was cooled to room temperature, diluted with dichloromethane (20 mL) and washed with saturated aqueous NH₄Cl (3 × 20 mL). The organic phase was separated, dried over MgSO₄ and concentrated under vacuum. The residue was purified by flash chromatography on silica gel using ethyl acetate/hexane as the eluent. Selected spectral and analytical data for *p*-Methoxyphenyl-*p*-tolyl-telluride (**3a**): Yield: 0.146 g (90%). ¹H NMR (CDCl₃, 300 MHz): δ 7.69 (d, *J* 8.5 Hz, 2H), 7.53 (d, *J* 7.8 Hz, 2H), 7.02 (d, *J* 7.8 Hz, 2H), 6.79 (d, *J* 8.5 Hz, 2H), 3.80 (s, 3H), 2.32 (s, 3H). ¹³C NMR (CDCl₃, 75 MHz): δ 159.64, 140.36, 137.25, 137.02, 130.10, 115.26, 111.21, 103.48, 54.96, 20.96. MS (relative intensity) *m/z*: 328 (28), 198 (100), 183 (74), 155 (25), 91 (23), 65 (17). HRMS calc. for C₁₄H₁₄O₂Te: 328.0107. Found: 328.0111.
31. Nishibayashi, Y.; Cho, C. S.; Uemura, S.; *J. Organomet. Chem.* **1996**, *507*, 197.
32. *General procedure for the Heck cross-coupling reaction of unsymmetrical diaryl telluride (3a) with ethyl acrylate*: Into a two-necked 25 mL round-bottomed flask containing PdCl₂ (0.05 mmol), AgOAc (2.00 mmol) and unsymmetrical diaryl telluride **3a** (0.50 mmol), dry methanol (10 mL), Et₃N (2.00 mmol) and ethyl acrylate (1.00 mmol) were added. After stirring for 8 h at 25 °C, the heterogeneous reaction mixture was filtered. The filtrate was poured into brine (60 mL) and extracted with ethyl acetate (3 × 20 mL). The organic phase was separated, dried over MgSO₄ and concentrated under vacuum. The residue was purified by flash chromatography on silica gel using ethyl acetate/hexane as the eluent.

Received: July 23, 2008

Web Release Date: March 20, 2009

FAPESP helped in meeting the publication costs of this article.

Copper Catalyzed Cross-Coupling Reactions of Diaryl Ditellurides with Potassium Aryltrifluoroborate Salts

Diego Alves,^{*,a} Jesus M. Pena,^a Adriano S. Vieira,^a Giancarlo V. Botteselle,^a
Rafael C. Guadagnin^a and Hélio A. Stefani^{*,a,b}

^aDepartamento de Farmácia, Faculdade de Ciências Farmacêuticas, Universidade de São Paulo, 05508-900 São Paulo-SP, Brazil

^bDepartamento de Biofísica, Universidade Federal de São Paulo, 04023-062 São Paulo-SP, Brazil

General informations

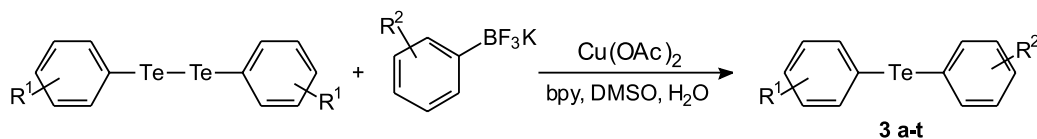
All air-sensitive and/or water-sensitive reactions were carried out under nitrogen atmosphere with dry solvents and anhydrous conditions. Standard syringe techniques were applied for transfer of dry solvents and some air-sensitive reagents; needles were introduced into reaction vessels through a rubber septum. The reactions were monitored by TLC carried out on Merck silica gel (60 F₂₅₄) by using UV light as visualizing agent and 5% vanillin in 10% H₂SO₄ and heat as developing agents. Merck silica gel (particle size 0.040-0.063 mm) was used for flash chromatography. THF was distilled from sodium-benzophenone before use. NMR spectra were recorded with Bruker DPX 300 (300 MHz) instrument using CDCl₃ as solvent and calibrated using tetramethylsilane as internal standard. Chemical shifts are reported in δ (ppm) relative to (CH₃)₄Si for ¹H and CDCl₃ for ¹³C NMR. Coupling constants (*J*) are reported in Hertz. Mass spectra (MS) were measured on a Shimadzu GCMS-QP5050A mass spectrometer. The

HRMS spectra were measured on a Bruker Daltonics Micro TOF (direct inlet probe).

Experimental

General procedure for the cross-coupling reaction of diaryl ditellurides with potassium aryltrifluoroborates

To a round-bottomed flask containing diaryl ditelluride (0.25 mmol), potassium aryltrifluoroborate salt (0.5 mmol), Cu(OAc)₂ (1 mol%) and bpy (1 mol%), DMSO (1 mL) and H₂O (0.5 mL) were added. The reaction mixture was allowed to stir at reflux for 12 h. After this time, the solution was cooled to room temperature, diluted with dichloromethane (20 mL) and washed with saturated aqueous NH₄Cl (3 × 20 mL). The organic phase was separated, dried over MgSO₄ and concentrated under vacuum. The residue was purified by flash chromatography on silica gel using ethyl acetate/hexane as the eluent.

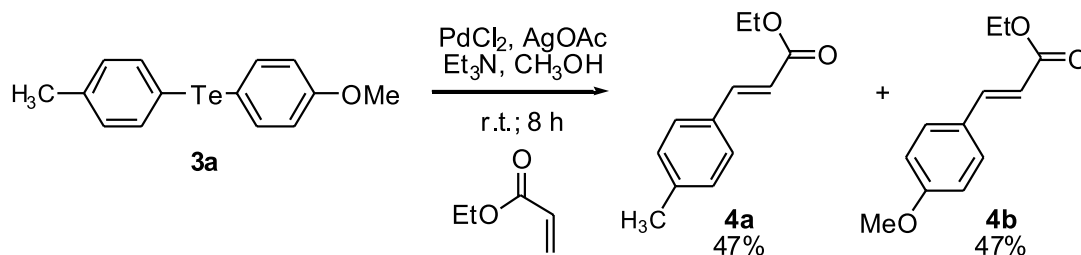


*e-mail: hstefani@usp.br; dsalves@gmail.com

General procedure for the Heck cross-coupling reaction of unsymmetrical diaryl telluride (3a) with ethyl acrylate

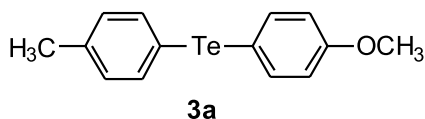
Into a two-necked 25 mL round-bottomed flask containing PdCl₂ (0.05 mmol), AgOAc (2.00 mmol) and unsymmetrical diaryl telluride **3a** (0.50 mmol), dry methanol (10 mL), Et₃N (2.00 mmol) and ethyl acrylate

(1.00 mmol) were added. After the heterogeneous reaction mixture had been stirred at 25 °C for 8 h, the solid part was filtered. The filtrate was poured into brine (60 mL) and extracted with ethyl acetate (3 × 20 mL). The organic phase was separated, dried over MgSO₄ and concentrated under vacuum. The residue was purified by flash chromatography on silica gel using ethyl acetate/hexane as the eluent.



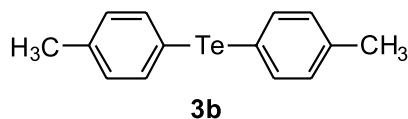
Description of the products

4-Methoxyphenyl-p-tolyl-telluride (3a)



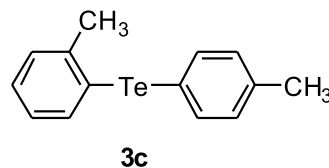
Yield: 90%. ¹H NMR (CDCl₃, 300 MHz): δ 7.69 (d, *J* 8.5 Hz, 2H), 7.53 (d, *J* 7.8 Hz, 2H), 7.02 (d, *J* 7.8 Hz, 2H), 6.79 (d, *J* 8.5 Hz, 2H), 3.80 (s, 3H), 2.32 (s, 3H). ¹³C NMR (CDCl₃, 75 MHz): δ 159.64, 140.36, 137.25, 137.02, 130.10, 115.26, 111.21, 103.48, 54.96, 20.96. MS (relative intensity) *m/z*: 328 (28), 198 (100), 183 (74), 155 (25), 91 (23), 65 (17). HRMS calculated for C₁₄H₁₄OTe: 328.0107. Found: 328.0111.

Bis-(p-Tolyl)-telluride (3b)



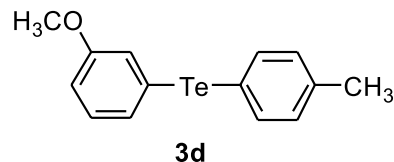
Yield: 94%. ¹H NMR (CDCl₃, 300 MHz): δ 7.57 (d, *J* 7.7 Hz, 4H), 7.01 (d, *J* 7.7 Hz, 4H), 2.33 (s, 6H). ¹³C NMR (CDCl₃, 75 MHz): δ 139.2 (2C), 136.9 (4C), 131.4 (4C), 110.7 (2C), 22.0. MS (relative intensity) *m/z*: 312 (34), 182 (100), 167 (72), 91 (59), 65 (36). HRMS calculated for C₁₄H₁₄Te: 312.0157. Found: 312.0169.

p-Tolyl-o-tolyl-telluride (3c)

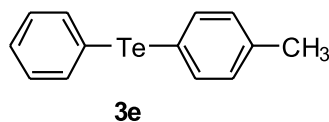


Yield: 89%. ¹H NMR (CDCl₃, 300 MHz): δ 7.64 (d, *J* 7.5 Hz, 2H), 7.49 (d, *J* 7.5 Hz, 1H), 7.13-7.22 (m, 2H), 7.07 (d, *J* 7.5 Hz, 2H), 6.93 (t, *J* 7.5 Hz, 1H), 2.40 (s, 3H), 2.36 (s, 3H). ¹³C NMR (CDCl₃, 75 MHz): δ 141.4, 139.5 (2C), 138.1, 136.4, 130.6 (2C), 129.3, 127.7, 126.7, 119.7, 109.6, 25.8, 21.3. MS (relative intensity) *m/z*: 312 (54), 220 (10), 182 (38), 167 (100), 91 (81), 65 (40). HRMS calculated for C₁₄H₁₄Te: 312.0157. Found: 312.0167.

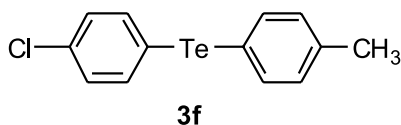
3-Methoxyphenyl-p-tolyl-telluride (3d)



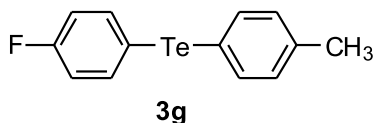
Yield: 88%. ¹H NMR (CDCl₃, 300 MHz): δ 7.63 (d, *J* 7.8 Hz, 2H), 7.18-7.22 (m, 1H), 7.15-7.17 (m, 1H), 7.07 (s, 1H), 7.03 (d, *J* 7.8 Hz, 2H), 6.76 (d, *J* 7.5 Hz, 1H), 3.72 (s, 3H), 2.32 (s, 3H). ¹³C NMR (CDCl₃, 75 MHz): δ 159.6, 138.7 (2C), 137.9, 130.2 (2C), 129.9, 129.2, 122.2, 115.8, 113.1, 109.9, 55.0, 21.0. MS (relative intensity) *m/z*: 328 (28), 198 (100), 167 (23), 155 (17), 91 (36), 77 (17), 65 (21). HRMS calculated for C₁₄H₁₄OTe: 328.0107. Found: 328.0118.

Phenyl-p-tolyl-telluride (3e)

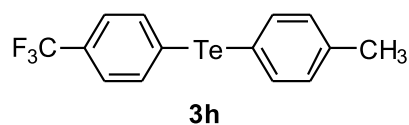
Yellow oil: Yield: 91%. ¹H NMR (CDCl₃, 300 MHz): δ 7.61 (d, *J* 7.8 Hz, 2H), 7.19-7.24 (m, 3H), 7.15 (d, *J* 7.8 Hz, 2H), 7.00 (t, *J* 7.8 Hz, 2H), 2.30 (s, 3H). ¹³C NMR (CDCl₃, 75 MHz): δ 138.6 (2C), 137.9, 137.1 (2C), 130.3 (2C), 129.2 (2C), 127.3, 115.1, 110.1, 21.0. MS (relative intensity) *m/z*: 298 (31), 168 (100), 167 (83), 153 (20), 91 (39), 77 (24), 65 (25). HRMS calculated for C₁₃H₁₂Te: 298.0001. Found: 298.0018.

4-Chlorophenyl-p-tolyl-telluride (3f)

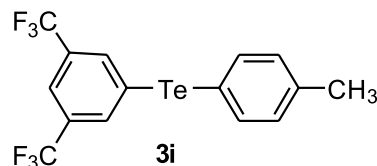
Yield: 84%. ¹H NMR (CDCl₃, 300 MHz): δ 7.60 (d, *J* 7.2 Hz, 2H), 7.49 (d, *J* 7.2 Hz, 2H), 7.11 (d, *J* 7.2 Hz, 2H), 7.02 (d, *J* 7.2 Hz, 2H), 2.31 (s, 3H). ¹³C NMR (CDCl₃, 75 MHz): δ 139.4, 138.9 (2C), 138.5 (2C), 134.0, 130.6 (2C), 129.6 (2C), 113.0, 110.0, 21.3. MS (relative intensity) *m/z*: 332 (31), 202 (100), 167 (62), 91 (48), 65 (33). HRMS calculated for C₁₃H₁₁ClTe: 331.9611. Found: 331.9627.

4-Fluorophenyl-p-tolyl-telluride (3g)

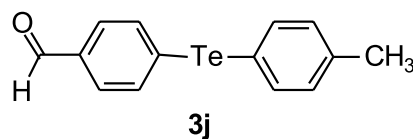
Yield: 68%. ¹H NMR (CDCl₃, 300 MHz): δ 7.65 (d, *J* 7.8 Hz, 2H), 7.56 (d, *J* 7.5 Hz, 2H), 7.02 (d, *J* 7.8 Hz, 2H), 6.88 (d, *J* 7.5 Hz, 2H), 2.31 (s, 3H). ¹³C NMR (CDCl₃, 75 MHz): δ 164.5, 161.2, 140.1 (2C), 138.0 (2C), 130.5 (2C), 117.2 (2C), 110.5, 108.6, 21.3. MS (relative intensity) *m/z*: 316 (35), 186 (100), 165 (13), 91 (47), 65 (32). HRMS calculated for C₁₃H₁₁FTe: 315.9907. Found: 315.9918.

4-(Trifluoromethyl)-phenyl-p-tolyl-telluride (3h)

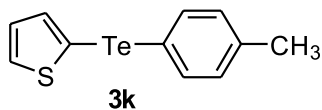
Yield: 66%. ¹H NMR (CDCl₃, 300 MHz): δ 7.72 (d, *J* 7.8 Hz, 2H), 7.60 (d, *J* 7.8 Hz, 2H), 7.37 (d, *J* 7.5 Hz, 2H), 7.11 (d, *J* 7.5 Hz, 2H), 2.37 (s, 3H). ¹³C NMR (CDCl₃, 75 MHz): δ 140.0 (2C), 139.1, 138.0, 135.8 (2C), 130.8 (2C), 126.2, 125.8 (2C), 121.6, 109.1, 21.3. MS (relative intensity) *m/z*: 366 (43), 236 (97), 221 (17), 167 (67), 126 (16), 91 (100), 65 (61). HRMS calculated for C₁₄H₁₁F₃Te: 365.9875. Found: 365.9890.

3,5-Bis-(trifluoromethyl)-phenyl-p-tolyl-telluride (3i)

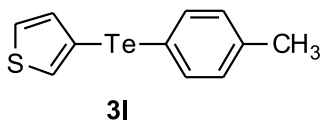
Yield: 68%. ¹H NMR (CDCl₃, 300 MHz): δ 7.90 (s, 2H), 7.72 (d, *J* 7.8 Hz, 2H), 7.67 (s, 1H), 7.12 (d, *J* 7.8 Hz, 2H), 2.38 (s, 3H). ¹³C NMR (CDCl₃, 75 MHz): δ 140.0 (2C), 139.7, 135.4 (2C), 132.1, 131.7 (2C), 130.1 (2C), 121.0, 118.4, 108.5, 21.3. MS (relative intensity) *m/z*: 434 (29), 304 (54), 235 (24), 219 (16), 91 (100), 65 (67). HRMS calculated for C₁₅H₁₀F₆Te: 433.9748. Found: 433.9748.

4-Formylphenyl-p-tolyl-telluride (3j)

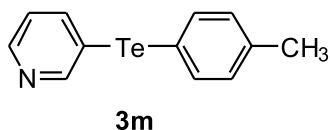
Yield: 72%. ¹H NMR (CDCl₃, 300 MHz): δ 9.88 (s, 1H), 7.73 (d, *J* 7.5 Hz, 2H), 7.51-7.60 (m, 4H), 7.12 (d, *J* 7.5 Hz, 2H), 2.37 (s, 3H). ¹³C NMR (CDCl₃, 75 MHz): δ 191.7, 140.4 (2C), 139.4, 138.0, 135.1 (2C), 130.9 (2C), 130.6, 129.9 (2C), 127.5, 21.4. MS (relative intensity) *m/z*: 326 (37), 219 (11), 195 (100), 167 (21), 91 (59), 65 (29). HRMS calculated for C₁₄H₁₂OTe: 325.9950. Found: 325.9968.

2-Thiophenyl-*p*-tolyl-telluride (**3k**)

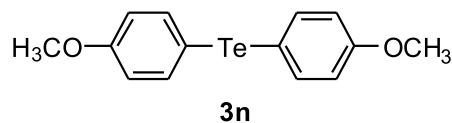
Yield: 81%. ¹H NMR (CDCl₃, 300 MHz): δ 7.50 (d, *J* 8.1 Hz, 2H), 7.44-7.47 (m, 2H), 7.01 (d, *J* 8.1 Hz, 2H), 6.96 (dd, *J* 5.2, 3.6 Hz, 1H), 2.29 (s, 3H). ¹³C NMR (CDCl₃, 75 MHz): δ 141.3, 137.8, 136.2 (2C), 134.6, 130.1 (2C), 128.8, 111.9, 100.6, 20.9. MS (relative intensity) *m/z*: 304 (30), 174 (100), 141 (11), 91 (25), 65 (27). HRMS calculated for C₁₁H₁₀STe: 303.9565. Found: 303.9579.

3-Thiophenyl-*p*-tolyl-telluride (**3l**)

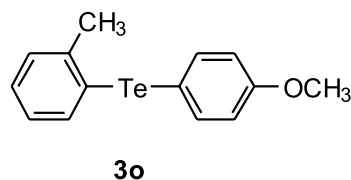
Yield: 83%. ¹H NMR (CDCl₃, 300 MHz): δ 7.47-7.49 (m, 2H), 7.19-7.22 (m, 2H), 7.17 (s, 1H), 6.96 (d, *J* 7.8 Hz, 2H). ¹³C NMR (CDCl₃, 75 MHz): δ 137.9, 137.4, 137.0 (2C), 136.2, 133.4, 130.2 (2C), 126.8, 110.6, 104.1, 21.0. MS (relative intensity) *m/z*: 304 (30), 174 (100), 141 (17), 91 (40), 65 (29). HRMS calculated for C₁₁H₁₀STe: 303.9565. Found: 303.9582.

3-Pyridinyl-telluride (**3m**)

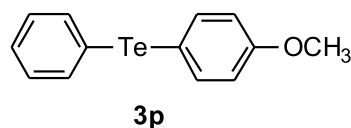
Yield: 78%. ¹H NMR (CDCl₃, 300 MHz): δ 8.78 (s, 1H), 8.43 (d, *J* 6.5 Hz, 1H), 7.87 (d, *J* 6.5 Hz, 1H), 7.61 (d, *J* 7.8 Hz, 2H), 7.01-7.12 (m, 1H), 6.99 (d, *J* 7.8 Hz, 2H), 2.32 (s, 3H). ¹³C NMR (CDCl₃, 75 MHz): δ 156.4, 148.3, 144.3, 139.1 (2C), 138.0, 130.7 (2C), 124.6, 113.0, 109.0, 21.2. MS (relative intensity) *m/z*: 299 (35), 169 (100), 91 (58), 65 (33), 51 (21). HRMS calculated for C₁₂H₁₁NTe: 298.9953. Found: 298.9971.

Bis-(4-Methoxyphenyl)-telluride (**3n**)

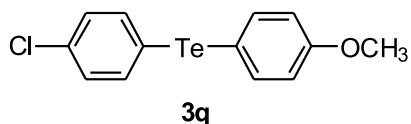
Yield: 89%. ¹H NMR (CDCl₃, 300 MHz): δ 7.64 (d, *J* 6.2 Hz, 4H), 6.77 (d, *J* 6.2 Hz, 4H), 3.76 (s, 6H). ¹³C NMR (CDCl₃, 75 MHz): δ 159.7 (2C), 139.7 (4C), 115.4 (4C), 104.3 (2C), 55.2 (2C). MS (relative intensity) *m/z*: 344 (24), 214 (93), 199 (100), 171 (21), 107 (19), 63 (24). HRMS calculated for C₁₄H₁₄O₂Te: 344.0056. Found: 344.0067.

4-Methoxyphenyl-*o*-tolyl-telluride (**3o**)

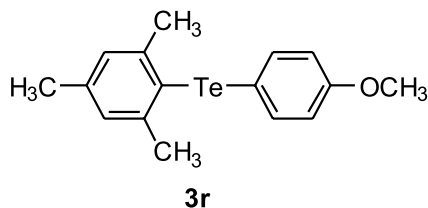
Yield: 91%. ¹H NMR (CDCl₃, 300 MHz): δ 7.68 (d, *J* 8.5 Hz, 2H), 7.23 (d, *J* 7.5 Hz, 1H), 7.05-7.14 (m, 2H), 6.88 (t, *J* 7.5 Hz, 1H), 6.76 (d, *J* 8.5 Hz, 2H), 3.76 (s, 3H), 2.34 (s, 3H). ¹³C NMR (CDCl₃, 75 MHz): δ 160.2, 141.9 (2C), 140.8, 135.3, 129.4, 127.4, 126.7, 120.3, 115.7 (2C), 102.5, 55.2, 25.4. MS (relative intensity) *m/z*: 328 (61), 220 (25), 198 (100), 183 (51), 91 (74), 65 (47). HRMS calculated for C₁₄H₁₄OTe: 328.0106. Found: 328.0123.

4-Methoxyphenyl-phenyl-telluride (**3p**)

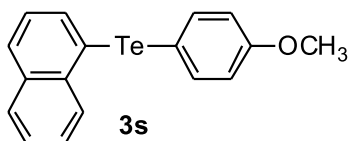
Yield: 94%. ¹H NMR (CDCl₃, 300 MHz): δ 7.71 (d, *J* 8.7 Hz, 2H), 7.54 (dd, *J* 7.8, 1.5 Hz, 2H), 7.11-7.23 (m, 3H), 6.77 (d, *J* 8.7 Hz, 2H), 3.76 (s, 3H). ¹³C NMR (CDCl₃, 75 MHz): δ 160.0, 141.2 (2C), 136.4 (2C), 129.4 (2C), 127.3, 116.0, 115.5 (2C), 103.3, 55.2. MS (relative intensity) *m/z*: 314 (27), 184 (100), 169 (60), 141 (38), 115 (17), 77 (29). HRMS calculated for C₁₃H₁₂OTe: 313.9950. Found: 313.9968.

4-Methoxyphenyl-4-chlorophenyl-telluride (3q)

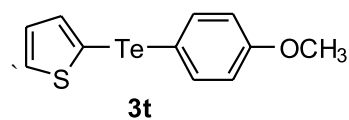
Yield: 91%. ¹H NMR (CDCl₃, 300 MHz): δ 7.70 (d, *J* 8.7 Hz, 2H), 7.44 (d, *J* 8.1 Hz, 2H), 7.11 (d, *J* 8.1 Hz, 2H), 6.78 (d, *J* 8.7 Hz, 2H), 3.78 (s, 3H). ¹³C NMR (CDCl₃, 75 MHz): δ 160.3, 141.5 (2C), 137.8 (2C), 133.8, 129.8 (2C), 115.7 (2C), 113.8, 103.2, 55.3. MS (relative intensity) *m/z*: 348 (29), 218 (100), 203 (51), 175 (24), 63 (19). HRMS calculated for C₁₃H₁₁ClOTe: 347.9570, Found: 347.9587.

4-Methoxyphenyl-mesityl-telluride (3r)

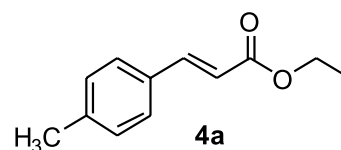
Yield: 79%. ¹H NMR (CDCl₃, 300 MHz): δ 7.33 (d, *J* 8.4 Hz, 2H), 6.95 (s, 2H), 6.68 (d, *J* 8.4 Hz, 2H), 3.75 (s, 3H), 2.52 (s, 6H), 2.27 (s, 3H). ¹³C NMR (CDCl₃, 75 MHz): δ 159.1, 145.2 (2C), 139.1, 137.3 (2C), 127.5 (2C), 118.8, 115.4 (2C), 104.7, 55.1, 29.4 (2C), 21.0. MS (relative intensity) *m/z*: 356 (100), 248 (65), 226 (74), 211 (61), 119 (97), 91 (76), 77 (61), 65 (27). HRMS calculated for C₁₆H₁₈OTe: 356.0419, Found: 356.0435.

4-Methoxyphenyl-(1-naphthalenyl)-telluride (3s)

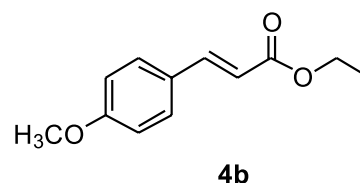
Yield: 87%. ¹H NMR (CDCl₃, 300 MHz): δ 8.04 (d, *J* 7.5 Hz, 1H), 7.73-7.78 (m, 3H), 7.68 (d, *J* 8.1 Hz, 2H), 7.46-7.52 (m, 2H), 7.19-7.24 (m, 1H), 6.75 (d, *J* 8.1 Hz, 2H), 3.76 (s, 3H). ¹³C NMR (CDCl₃, 75 MHz): δ 160.0, 140.9 (2C), 136.4, 135.5, 133.7, 130.8, 128.7, 128.6, 126.7, 126.5, 126.2, 118.8, 115.6 (2C), 103.0, 55.1. MS (relative intensity) *m/z*: 364 (21), 234 (100), 219 (40), 127 (33), 77 (14). HRMS calculated for C₁₇H₁₄OTe: 364.0106, Found: 364.0135.

2-Thiophenyl-4-methoxyphenyl-telluride (3t)

Yield: 79%. ¹H NMR (CDCl₃, 300 MHz): δ 7.57 (d, *J* 7.8 Hz, 2H), 7.36-7.39 (m, 2H), 6.88 (dd, *J* 5.1, 3.3 Hz, 1H), 6.69 (d, *J* 7.8 Hz, 2H), 3.69 (s, 3H). ¹³C NMR (CDCl₃, 75 MHz): δ 159.8, 140.9, 139.0 (2C), 134.5, 129.0, 115.4 (2C), 105.2, 101.6, 55.2. MS (relative intensity) *m/z*: 320 (27), 190 (100), 175 (89), 147 (31), 63 (18). HRMS calculated for C₁₁H₁₀OSTe: 319.9514, Found: 319.9535.

(E)-Ethyl 3-p-tolylacrylate (4a)

Yield: 47%. ¹H NMR (CDCl₃, 300 MHz): δ 7.65 (d, *J* 16.0 Hz, 1H), 7.39 (d, *J* 8.1 Hz, 2H), 7.28 (d, *J* 8.1 Hz, 2H), 6.42 (d, *J* 16.0 Hz, 1H), 4.25 (q, *J* 7.3 Hz, 2H), 2.33 (s, 3H), 1.26 (t, *J* 7.3 Hz). ¹³C NMR (CDCl₃, 75 MHz): δ 167.0, 144.5, 134.4, 130.2, 128.8 (2C), 128.0 (2C), 118.3, 60.5, 24.3, 14.5. MS (relative intensity) *m/z*: 190 (24), 117 (45), 91 (23).

(E)-Ethyl 3-(4-methoxyphenyl)acrylate (4b)

Yield: 47%. ¹H NMR (CDCl₃, 300 MHz): δ 7.60 (d, *J* 16.2 Hz, 1H), 7.37 (d, *J* 8.3 Hz, 2H), 7.25 (d, *J* 8.3 Hz, 2H), 6.40 (d, *J* 16.2 Hz, 1H), 4.23 (q, *J* 7.3 Hz, 2H), 3.67 (s, 3H), 1.25 (t, *J* 7.3 Hz). ¹³C NMR (CDCl₃, 75 MHz): δ 167.2, 144.2, 134.0, 130.1, 128.6 (2C), 128.2 (2C), 118.2, 60.1, 55.7, 14.9. MS (relative intensity) *m/z*: 206 (23), 107 (43), 99 (36).