



Paper pulp delignification using laccase and natural mediators

Susana Camarero^a, David Ibarra^a, Ángel T. Martínez^{a,*},
Javier Romero^b, Ana Gutiérrez^c, José C. del Río^c

^a Centro de Investigaciones Biológicas, CSIC, Ramiro de Maeztu 9, E-28040 Madrid, Spain

^b Centro de Investigación y Tecnología, ENCE, Carretera de Campañó, Ribeiro Vao, E-36157 Pontevedra, Spain

^c Instituto de Recursos Naturales y Agrobiología de Sevilla, CSIC, P.O. Box 1052, E-41080 Sevilla, Spain

Received 17 July 2006; received in revised form 15 September 2006; accepted 25 September 2006

Abstract

Three plant phenols, namely acetosyringone, syringaldehyde and *p*-coumaric acid, were selected as laccase redox mediators to investigate the enzymatic delignification of paper pulp (obtained from kraft cooking of eucalypt wood) in combination with peroxide bleaching. The effects of these natural mediators were compared with those obtained using the synthetic mediator 1-hydroxybenzotriazole. *p*-Coumaric acid only caused minor increase of pulp brightness and did not lower its kappa number (a rough estimation of the lignin content), whereas, the use of acetosyringone or syringaldehyde as laccase mediators enabled over 15% increase of final brightness and a similar decrease of final kappa number. Pulp delignification by laccase in the presence of the two latter natural mediators was demonstrated by analytical pyrolysis, which does not suffer from interferences by other pulp constituents as kappa number does, showing a preferential removal of lignin marker compounds compared with carbohydrate markers (up to 25% decrease of the corresponding ratio). This technique also revealed a modification of the residual lignin composition in terms of phenylpropane units after the laccase-mediator treatment. The use of laccase in combination with natural mediators, widely available from plant materials and pulping liquors, represents a promising alternative for environmentally friendly delignification of paper pulp.
© 2006 Elsevier Inc. All rights reserved.

Keywords: Laccase; Natural mediators; Analytical pyrolysis; Acetosyringone; Syringaldehyde; Paper pulp bleaching

1. Introduction

Lignin biodegradation, an extracellular oxidative process characteristic of wood-rotting basidiomycetes [1], has been largely investigated. This is mainly due to the interest on these fungi and their enzymes as industrial biocatalysts in paper pulp manufacture [2]. Wood pretreatment with *Ceriporiopsis subvermispora* and other basidiomycetes has been optimized for energy saving in mechanical pulping due to the preferential removal of lignin by this fungus [3]. Nevertheless, most interest has focused on ligninolytic enzymes to substitute chlorinated reagents in paper pulp bleaching [4]. Ligninolytic oxidoreductases include peroxidases, which are able to oxidize non-phenolic lignin, and laccases, whose direct action is in principle restricted to phenolic units that only represent a small percentage in lignin [5,6].

The interest on laccases strongly increased after discovering the effect of some synthetic compounds, including 2,2'-azino-

bis(3-ethylbenzothiazoline-6-sulphonic acid) (ABTS) [7] and 1-hydroxybenzotriazole (HBT) [8], expanding the action of laccase to non-phenolic substrates. Since then, a variety of studies have confirmed the potential of the so-called laccase-mediator system for bleaching different pulp types [9–14], although several issues still remain to be solved before its industrial implementation. One of them is the cost of the synthetic mediators, which is difficult to lower enough for economic application. Moreover, a concern exists about the possible toxicity of some of the most powerful laccase mediators, such as the $-N(OH)-$ compounds [15], or their reaction products.

A way to solve the above problems would be the use of natural mediators, including those compounds contributing to lignin degradation by some fungi that do not produce ligninolytic peroxidases but only laccases. In this way, a *Pycnoporus cinnabarinus* metabolite, 3-hydroxyanthranilic acid, has been reported as a natural laccase mediator [16] although its role in lignin biodegradation has not been confirmed [17], and the existence of other fungal mediators has also been suggested [18,19]. Recently, several lignin-derived phenols have been reported as efficient mediators for decolorizing different types of dyes using

* Corresponding author. Tel.: +34 918373112; fax: +34 915360432.
E-mail address: ATMartinez@cib.csic.es (Á.T. Martínez).

the *P. cinnabarinus* laccase [20]. In the present study, paper pulp delignification and bleaching using some of these natural phenols is shown for the first time.

2. Experimental

2.1. Pulp, enzyme and mediators

Unbleached eucalypt (*Eucalyptus globulus*) pulp with 14 kappa number, 41% ISO brightness and 1190 mL/g viscosity, and pulping black liquor were obtained from the ENCE kraft mill in Pontevedra, Spain. Laccase from *P. cinnabarinus* [21] was provided by Beldem (Belgium). One activity unit was defined as the amount of laccase transforming 1 $\mu\text{mol}/\text{min}$ of ABTS to

its cation radical (ϵ_{436} 29,300 $\text{M}^{-1} \text{cm}^{-1}$) in 0.1 M sodium acetate, pH 5, at 24 °C.

Assays of decolorization of 25 μM Azure B (estimated at 647 nm) and Reactive Black 5 (estimated at 598 nm) (Fig. 1A and B) by *P. cinnabarinus* laccase (0.1 U/mL), as a preliminary test for mediator selection, were performed at 24 °C (160 rev/min) in 100 mM sodium citrate, pH 5. Syringaldehyde, acetosyringone, 2,6-dimethylphenol, 2,4,6-trimethylphenol, ethyl vanillin, acetovanillone, vanillin, vanillyl alcohol and *p*-coumaric acid (50 μM concentration) were assayed as mediators, and compared with HBT (Fig. 1C–L).

2.2. Pulp treatment with laccase mediator

Pulp treatments with laccase mediator were carried out in duplicate using 10 g (dry weight) of pulp at 3% consistency in 50 mM sodium tartrate, pH 4,

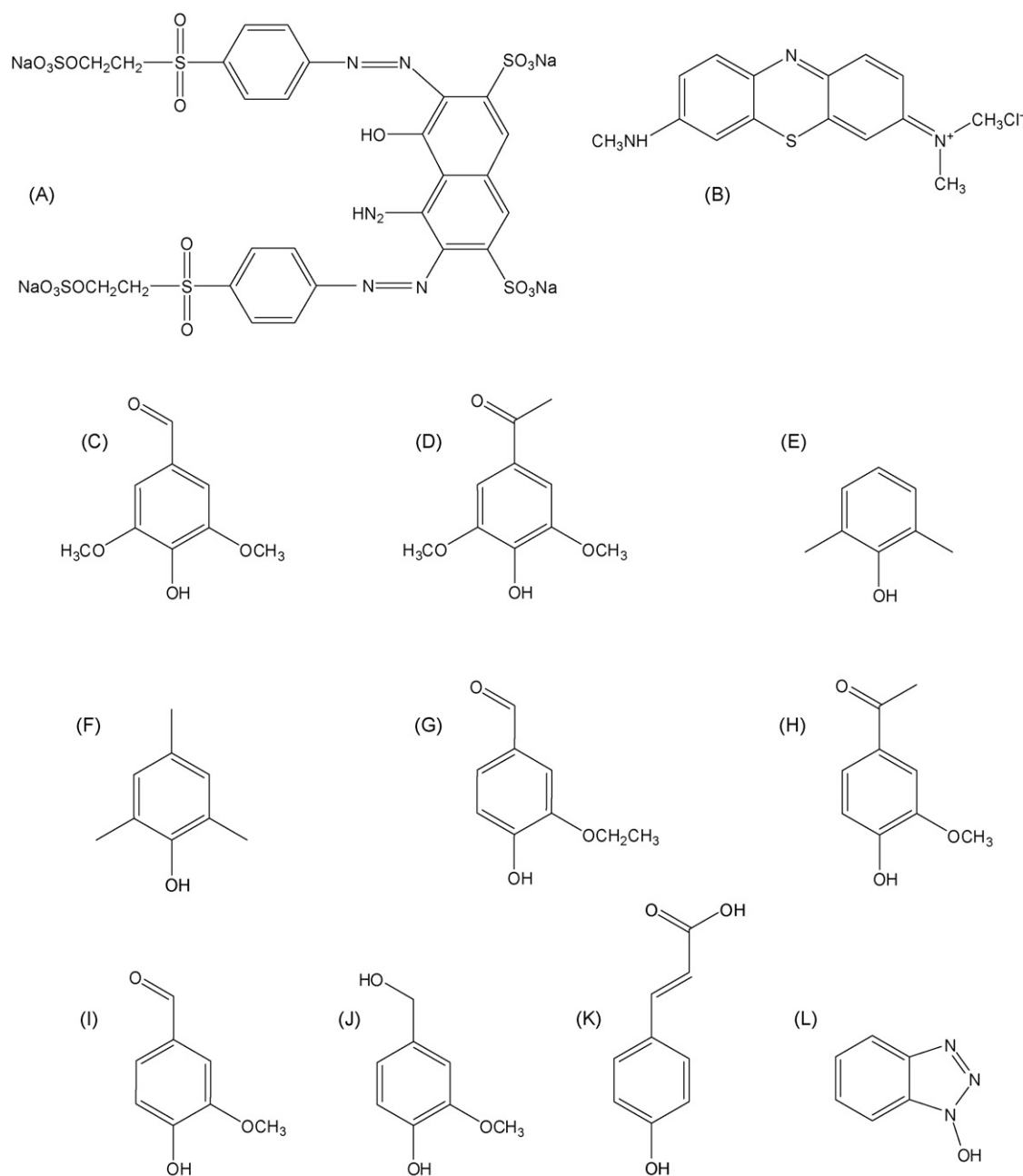


Fig. 1. Chemical structures of the two high redox potential dyes used as substrate for mediator screening ((A) Reactive Black 5; (B) Azure B) and the different natural phenols ((C) syringaldehyde; (D) acetosyringone; (E) 2,6-dimethylphenol; (F) 2,4,6-trimethylphenol; (G) ethyl vanillin; (H) acetovanillone; (I) vanillin; (J) vanillyl alcohol; (K) *p*-coumaric acid) assayed as laccase mediators, compared with HBT (L).

200 U of laccase, and 6.75 mM concentration of syringaldehyde, acetosyringone and *p*-coumaric acid. In the case of HBT, 1.5% concentration (referred to pulp weight) was used [22]. The treatments were carried out in 500-mL flasks with O₂ bubbling, placed in a thermostatic shaker at 170 rev/min and 50 °C, for 12 h. As controls, pulps were treated under the same conditions but without enzyme, mediator, or both. In a subsequent step, pulps (at 5% consistency) were submitted to: (i) an alkaline extraction stage using 1.5% NaOH (referred to pulp weight) at 60 °C for 1 h; or (ii) a bleaching stage using 3% H₂O₂ and 1.5% NaOH (both referred to pulp weight) at 90 °C for 2 h. Pulp brightness, kappa number and viscosity were evaluated following ISO 3688:1999, ISO 302:1981 and ISO 5351/1:1981, respectively [23].

2.3. Analytical pyrolysis conditions

Lignins in pulps were analyzed by pyrolysis-gas chromatography/mass spectrometry (Py-GC/MS). Approximately 0.1 mg of dry pulp were introduced in quartz tubes, and placed in a CDS Pyroprobe AS-2500 autosampler. Pyrolyses were carried out at 550 °C for 10 s, and the camera (250 °C) was purged with He. The pyrolyzer was connected to an Agilent 6890 gas chromatograph, fitted with an in-column injector and a fused-silica capillary column (DV-1701, 60 m × 0.25 mm internal diameter, and 0.25 μm film thickness) coupled to a Agilent 5973 N mass spectrometer. The GC oven was heated from 45 °C (4 min) to 280 °C at 4 °C/min, and held for 15 min. The injector and transfer line were kept at 250 °C and 280 °C, respectively. Compounds were identified by mass fragmentography, and by comparing their spectra with those available from the literature [24,25] and the Wiley and NIST libraries. Py-GC/MS analyses were carried out in triplicate and variation coefficients were obtained.

2.4. Py-GC/MS analysis of lignin content and composition

For pulp lignin and carbohydrate analyses, reconstructed Py-GC/MS profiles were obtained using the molecular ions of selected markers [26]: *m/z* 124 (guaiaicol), 138 (4-methylguaiaicol), 150 (4-vinylguaiaicol) and 164 (4-*t*-propenylguaiaicol) for guaiacyl (G) lignin units; *m/z* 154 (syringol), 168 (4-methylsyringol), 180 (4-vinylsyringol) and 194 (4-*t*-propenylsyringol) for syringyl (S) lignin units; and *m/z* 96 (furfural), 98 (2,3-dihydro-5-methylfuran-2-one), 84, ((5*H*)-furan-2-one), 114 (4-hydroxy-5,6-dihydro-(2*H*)-pyran-2-one), 112 (2-hydroxy-3-methyl-2-cyclopenten-1-one) and 60 (levoglucosane) for carbohydrates. The relative lignin content in the final pulps was estimated from the lignin/carbohydrate (L/CH) index (expressed as a percentage), which provides only a comparative estimation of lignin removal because some carbohydrate breakdown products are non-chromatographed.

2.5. Chromatographic analysis of cooking liquor

Low molecular-mass compounds in industrial black liquor (obtained after kraft pulping of eucalypt wood) were isolated by liquid-liquid extraction using hexane-acetone (2:1) at pH 6. They were analyzed by GC/MS using an HP G1800A GCD System with a DB-5 column (30 m × 0.25 mm internal diameter, and 0.25 μm film thickness), which was programmed from 50 °C to 100 °C at 30 °C/min and from 100 °C to 300 °C at 5 °C/min. The final temperature was held for 20 min. Compounds were identified by mass fragmentography, and by comparing their spectra with those available in the Wiley and NIST libraries.

3. Results and discussion

3.1. Selection of laccase mediators

High redox potential dyes including the heterocyclic dye Azure B and the diazo dye Reactive Black 5, whose chemical structures are shown in Fig. 1A and B, have been used to detect the activity of enzymes degrading lignin, such as lignin peroxidase [27] and versatile peroxidase [28], respectively. These

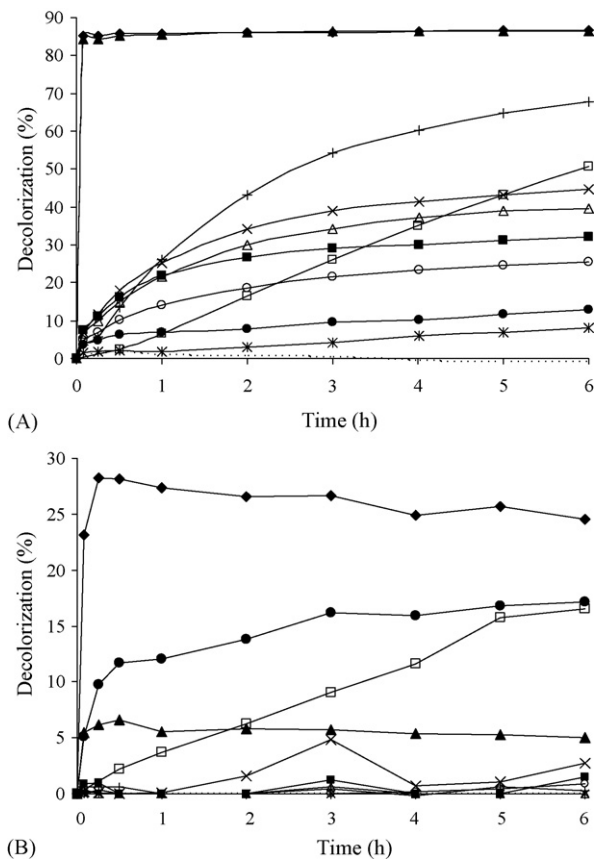


Fig. 2. Evaluation of potential laccase mediators. (A) Decolorization of Reactive Black 5. (B) Decolorization of Azure B. Twenty-five micromolar concentration of dyes and 50 μM concentration of the following mediators were used: syringaldehyde (▲), acetosyringone (◆), 2,6-dimethylphenol (○), 2,4,6-trimethylphenol (+), ethyl vanillin (△), acetovanillone (■), vanillin (×), vanillyl alcohol (*), *p*-coumaric acid (●) and HBT (□) (no mediator, - - -).

two dyes were used here in a screening of natural phenols, whose chemical structures are shown (Fig. 1C–K), to identify those with the highest potential to act as laccase mediators for subsequent lignin removal from paper pulp (Fig. 2). The laccase from *P. cinnabarinus* was selected after comparison with other enzymes due to its thermal stability and high redox potential [22]. The best results were obtained with acetosyringone as laccase mediator since it produces maximal decolorization, near 90% for Reactive Black 5 and 30% for Azure B (using the same substrate/mediator ratio), in less than 30 min. In the case of Reactive Black 5, syringaldehyde showed similar efficiency as laccase mediator as acetosyringone. *p*-Coumaric acid also allowed up to 20% decolorization of the recalcitrant dye Azure B by laccase, although in longer reaction time. Less efficient decolorization of both dyes was obtained with HBT (Fig. 1L), one of the best laccase synthetic mediators described up to date [29,30], that required 6 h reaction time (a much longer treatment period than required when using the best natural mediators) to attain the maximal decolorization rates. Other phenols also acted as laccase mediators but with lower efficiencies than acetosyringone, syringaldehyde and *p*-coumaric acid.

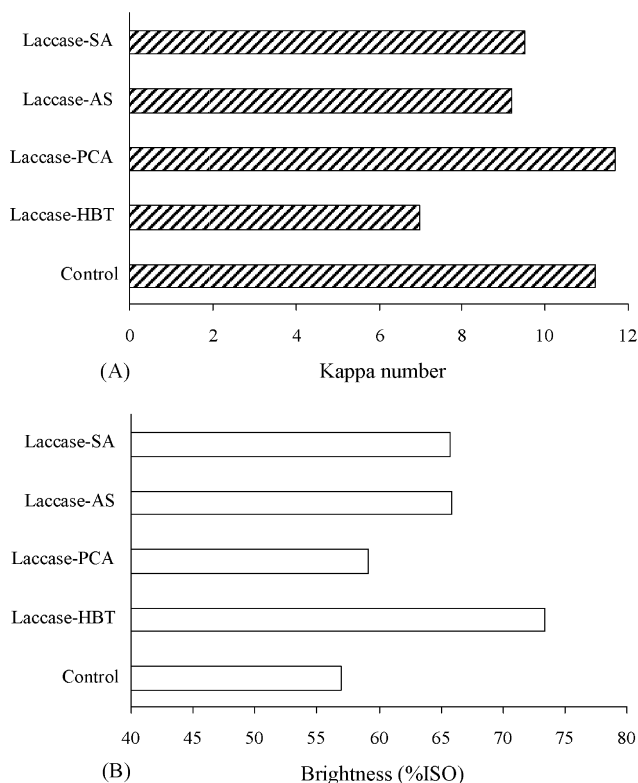


Fig. 3. Changes of kappa number (A) and brightness (B) of paper pulp treated with laccase in the presence of natural mediators (syringaldehyde, acetosyringone and *p*-coumaric acid) or HBT followed by hydrogen peroxide bleaching, compared with control (without both laccase and mediator). Abbreviations: AS, acetosyringone; SA, syringaldehyde; PCA, *p*-coumaric acid; HBT, 1-hydroxybenzotriazole. Variation coefficient values were below 5%.

3.2. Pulp treatment with laccase and three selected phenols

To evaluate the above mediators for pulp delignification, a sample of eucalypt pulp was treated with laccase in the presence of acetosyringone, syringaldehyde, *p*-coumaric acid or HBT, and then bleached with alkaline peroxide. The characteristics of the pulps after this simple totally chlorine free (TCF) bleaching sequence were evaluated in terms of kappa number (a rough estimation of the lignin content in pulp) and brightness, and the results are shown in Fig. 3 compared with a control pulp. Only a minor decrease in kappa number or brightness increase was observed in the pulps treated without enzyme or mediator, compared with the control (without both laccase and mediator). The treatment with laccase in the presence of *p*-coumaric acid did not improve significantly the eucalypt pulp properties with respect to the control. In fact, an increase in the kappa number, probably due to partial condensation of the *p*-coumaric acid phenoxy radical on pulp, was observed. However, pulps with lower kappa number and increased brightness were obtained after treatment with laccase in the presence of either syringaldehyde or acetosyringone revealing the capabilities of these natural mediators for delignifying and bleaching eucalypt kraft pulp. No further improvement of these pulp properties was obtained when the enzymatic treatment was followed by a simple alkaline extraction, revealing the need of a peroxide stage after the treatment

with laccase and natural mediators. A small decrease of pulp viscosity (an estimation of cellulose integrity) was observed after the laccase-mediator treatment followed by a peroxide stage, although the decreases obtained using the natural mediators (10–13% of the initial value) were lower than those obtained using HBT (15%).

3.3. Py-GC/MS analysis of laccase-mediator action on pulp lignin

Since the estimation of the kappa number faces some interferences due to the presence of hexenuronic acids and oxidized lignin structures [31,32], the lignin in the enzymatically treated pulps was also analyzed by other means. However, the small amounts of pulp treated precluded the isolation of residual lignin by the procedure optimized for eucalypt pulps [33]. Py-GC/MS allows for *in situ* analysis of lignin by chromatographic separation and mass-spectrometric identification of the compounds released after the pyrolytic breakdown of the whole pulp [34]. However, the lignin content in pulps is often too low for direct detection of these breakdown products. Therefore, the relative abundances of S and G phenylpropane lignin units were analyzed here in single-ion chromatographic profiles corresponding to selected marker compounds [26], as illustrated in Fig. 4. In a similar way, the relative abundance of selected carbohydrate markers was estimated in single-ion chromatographic profiles, as illustrated in Fig. 5. From these profiles, the relative lignin content, as shown by the lignin/carbohydrate (L/CH) index, and composition, as revealed by the molar S/G ratio, in the enzymatically treated eucalypt pulps and controls, were calculated. The changes observed in the L/CH index (Fig. 6A) by the different laccase-mediator treatments confirmed those of the kappa number, although the decreases estimated by Py/GC-MS were more pronounced and attained 20–25% using acetosyringone or syringaldehyde as mediators and near 55% using HBT. This fact can be explained by the presence of hexenuronic acids in the pulp that hinders the estimation of the lignin content by kappa number measurement, as mentioned above. Hexenuronic acids account for up to 25% of the kappa number in unbleached eucalypt kraft pulp, and their relative abundance increases during TCF bleaching [14].

Py-GC/MS also provided information on lignin composition (Fig. 6B). An increase in the S/G ratio was observed after all the enzymatic treatments except when using *p*-coumaric acid, which did not seem to act as a laccase mediator for delignifying paper pulp. This increase would be explained if syringaldehyde and acetosyringone (two S-type compounds) radicals were incorporated into the pulp during the enzymatic treatment, and then computed for S/G estimation. However, the syringaldehyde and acetosyringone peaks only represented 10–14% of total S-compounds from the enzymatically treated pulps, and they were not computed as lignin markers for the S/G estimation to prevent interferences. Moreover, a similar increase in the S/G ratio was observed when using HBT as mediator, a compound that is not structurally related to lignin. The preferential removal of G-lignin units revealed by Py-GC/MS differs from the results obtained on flax pulp, which showed

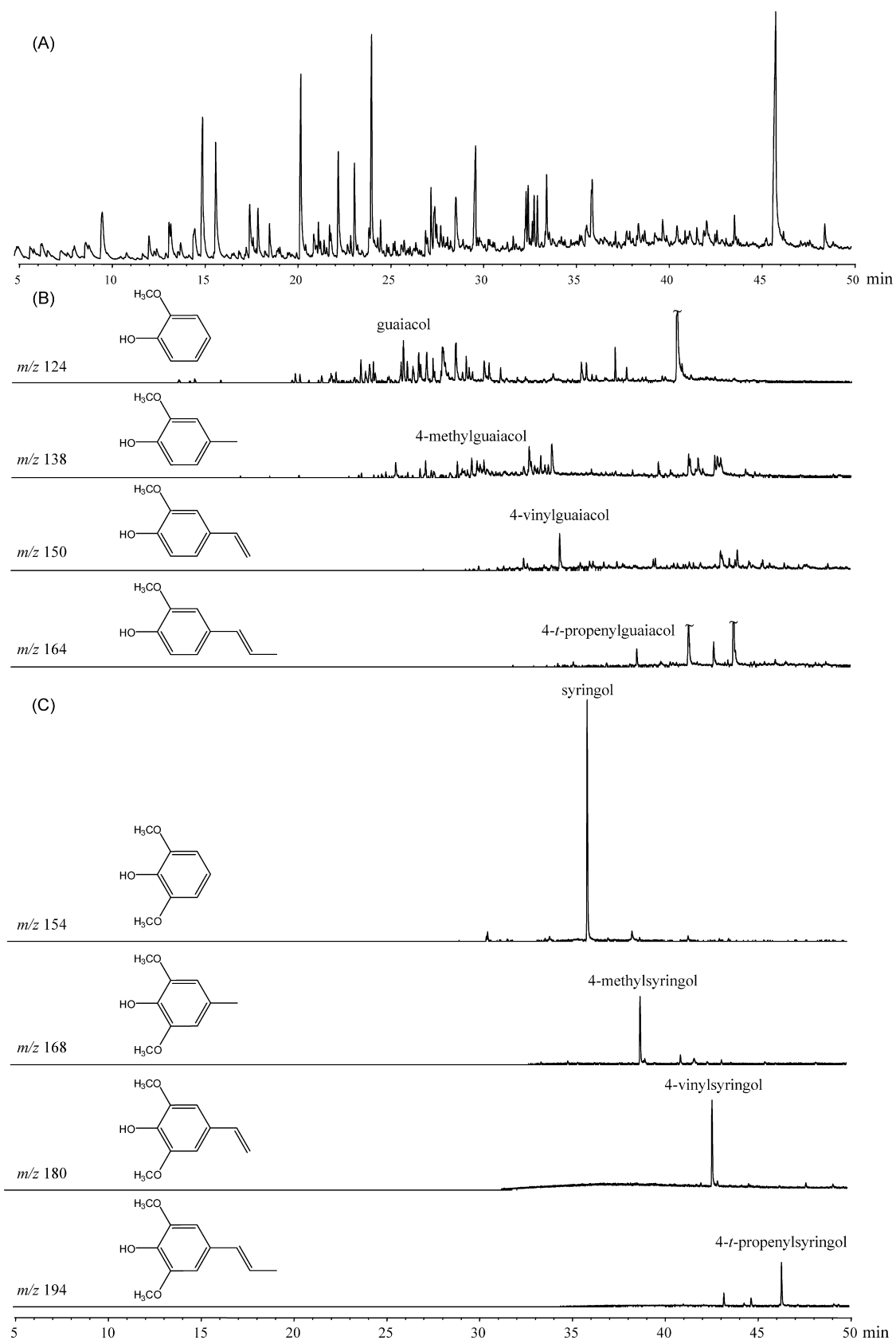


Fig. 4. Chromatographic traces used to estimate lignin content and composition after Py-GC/MS of paper pulp (control). (A) Total-ion chromatogram. (B) Single-ion traces of G-lignin markers: Guaiacol (m/z 124), 4-methylguaiacol (m/z 138), 4-vinylguaiacol (m/z 150) and 4-*t*-propenylguaiacol (m/z 164). (C) Single-ion traces of S-lignin markers: Syringol (m/z 154), 4-methylsyringol (m/z 168), 4-vinylsyringol (m/z 180) and 4-*t*-propenylsyringol (m/z 194). Same vertical scale was used in B and C chromatographic traces.

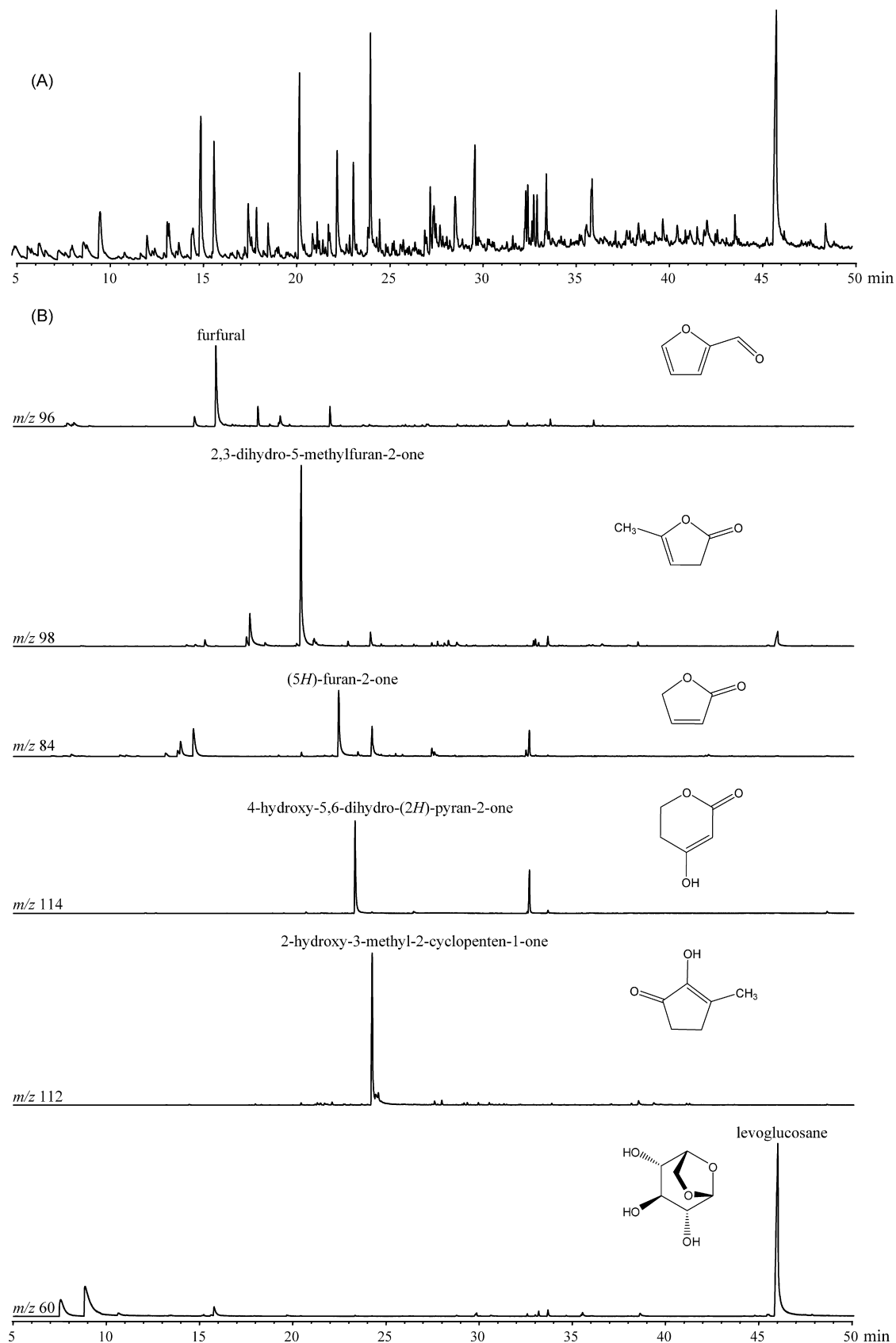


Fig. 5. Chromatographic traces used to estimate carbohydrate content after Py-GC/MS of paper pulp (control). (A) Total-ion chromatogram. (B) Single-ion traces of carbohydrate markers: Furfural (m/z 96), 2,3-dihydro-5-methylfuran-2-one (m/z 98), (5H)-furan-2-one (m/z 84), 4-hydroxy-5,6-dihydro-(2H)-pyran-2-one (m/z 114), 2-hydroxy-3-methyl-2-cyclopenten-1-one (m/z 112) and levoglucosane (m/z 60). Vertical scale in B was 30-fold higher than used in Fig. 4B and C.

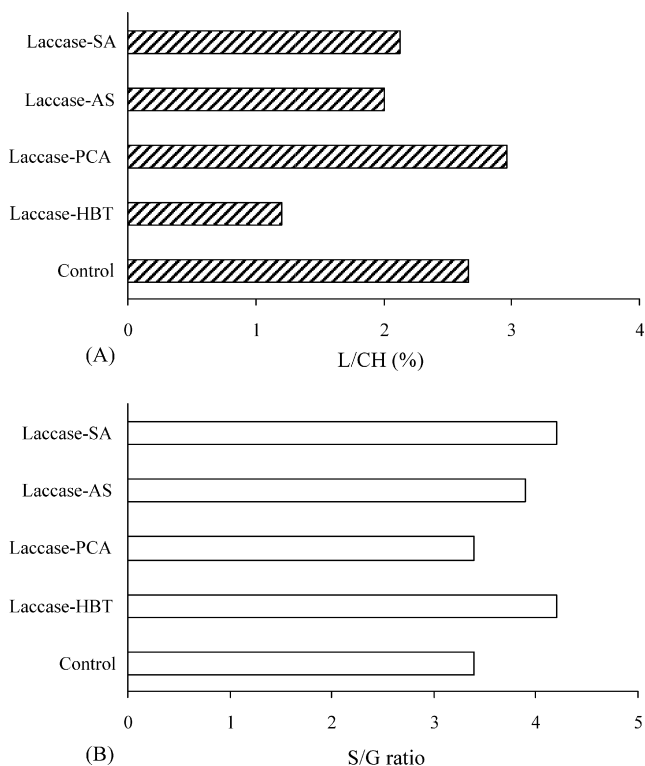


Fig. 6. Changes of lignin/carbohydrate (L/CH) index (%) (A) and S/G ratio (B) estimated by Py-GC/MS (see Fig. 4) in paper pulp treated with laccase and natural mediators (syraldehyde, acetosyringone and *p*-coumaric acid) or HBT, followed by hydrogen peroxide bleaching, compared with control without laccase and mediator. Variation coefficient values were below 7%. For abbreviations see Fig. 3.

a nearly complete removal of S units after laccase-HBT treatment (followed by a peroxide stage) [13]. Differences between eucalypt (S-rich lignin) and flax (G-rich lignin), in terms of lignin composition and distribution, are probably related to these differences.

3.4. The potential of natural laccase mediators

The cost and potential toxicity of laccase mediators are the two major drawbacks for the industrial implementation of the mediators previously assayed for pulp bleaching, which are obtained by chemical synthesis. Natural phenolic compounds were firstly reported as laccase mediators for the oxidation of methoxylated benzyl alcohols [35], and more recently of polycyclic aromatic hydrocarbons [36], and other recalcitrant xenobiotics and dyes [20,37–39].

The present paper provides the first evidence of natural phenols as laccase mediators acting on paper pulp lignin. The delignification increase (up to 25%) and the improvement of pulp properties (around 15% increase of brightness and decrease of kappa number) was lower than those obtained with HBT but the pulp treatment conditions have still to be optimized, as previously done for HBT [14,22]. Taking into account the results obtained during the oxidation of recalcitrant dyes, shorter treatment periods can be envisaged for some of the natural mediators described, in comparison with HBT.

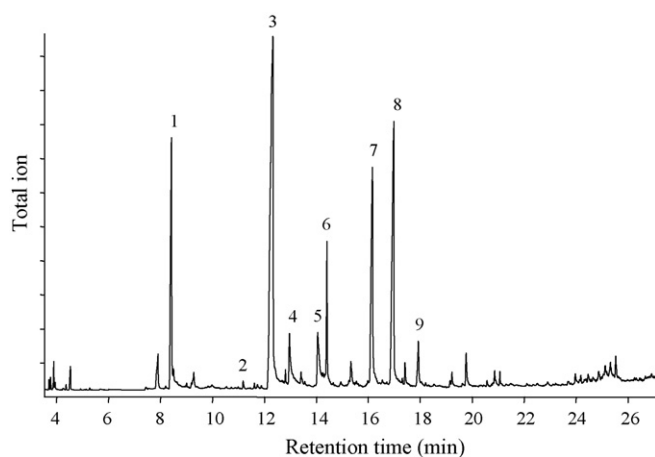


Fig. 7. GC/MS analysis of low molecular-mass polar compounds in the black liquor from kraft pulping of eucalypt wood. Peak identification: (1) guaiaicol; (2) 4-ethylguaiaicol; (3) syringol; (4) vanillin; (5) acetovanillone; (6) 4-ethylsyringol; (7) syringaldehyde; (8) acetosyringone; (9) propiosyringone.

According to the literature, the action mechanism of phenolic mediators should be similar to that of $-N(OH)-$ type mediators (like HBT) the phenoxy radical acting as the reactive species abstracting one proton and one electron from the target substrate [40]. The relative abundance of the phenolate form and the ability to form relatively stable oxidized intermediates might determine the efficiency of a phenol as mediator together with steric issues [41,42]. In this context, the lower efficiency of *p*-coumaric acid as a laccase mediator could be related to both the higher pK_a of its phenolate group and the lower stability of its phenoxy radical (that can experiment condensation reactions at the C_3 and C_5 atoms with residual lignin) compared with syringaldehyde and acetosyringone that have lower pK_a values and form stable radicals [43].

The interest on these phenolic mediators increases as they can be easily obtained from natural substrates by organic extraction or alkaline treatment. This is illustrated in Fig. 7 that shows the GC/MS analysis of an extract from the black liquor of eucalypt kraft pulping. The high abundance of syringaldehyde (peak 7) and acetosyringone (peak 8) in this pulping liquor, together with other compounds, is related to the presence of a S-rich lignin in eucalypt wood [44].

The present study initiates a promising research area in environmentally friendly bleaching of paper pulps based on the use of some natural phenols, which are widely available at the paper pulp industry, as mediators for laccase delignification of pulp.

Acknowledgments

This study has been funded by two ENCE-CSIC contracts, the Spanish projects AGL2005-01748, CTQ2005-8925-CO2-02/PPQ and BIO2005-2224, and the CSIC project 2006-4-01-039. Marcel Asther from INRA (Marseille, France) is acknowledged for the *P. cinnabarinus* strain, and Beldem (Andenne, Belgium) is acknowledged for laccase production. S.C. thanks a R&C contract of the Spanish MEC, and D.I. thanks a I3P Fellowship of the Spanish CSIC.

References

- [1] Kirk TK, Farrell RL. Enzymatic “combustion”: the microbial degradation of lignin. *Annu Rev Microbiol* 1987;41:465–505.
- [2] Bajpai P, Bajpai PK. *Biotechnology in the pulp and paper industry*. Leatherhead, Sussex, UK: Pira International; 1998.
- [3] Akhtar M, Blanchette RA, Myers G, Kirk TK. An overview on biomechanical pulping research. In: Young RA, Akhtar M, editors. *Environmentally friendly technologies for the pulp paper industry*. Atlanta: TAPPI Press; 1998. p. 309–40.
- [4] Paice MG, Bourbonnais R, Reid ID, Archibald FS, Jurasek L. Oxidative bleaching enzymes: a review. *J Pulp Paper Sci* 1995;21:J280–4.
- [5] Higuchi T. Microbial degradation of lignin role of lignin peroxidase, manganese peroxidase, and laccase. *Proc Jpn Acad B* 2004;80:204–14.
- [6] Kirk TK, Cullen D. Enzymology and molecular genetics of wood degradation by white-rot fungi. In: Young RA, Akhtar M, editors. *Environmentally friendly technologies for the pulp and paper industry*. Atlanta: TAPPI Press; 1998. p. 273–308.
- [7] Bourbonnais R, Paice MG. Oxidation of non-phenolic substrates. An expanded role for laccase in lignin biodegradation. *FEBS Lett* 1990;267:99–102.
- [8] Call H-P. Verfahren zur Veränderung, Abbau oder Bleichen von Lignin, ligninhaltigen Materialien oder ähnlichen Stoffen. Patent (International) 1994; WO 94/29510.
- [9] Bourbonnais R, Paice MG. Enzymatic delignification of kraft pulp using laccase and a mediator. *Tappi J* 1996;79:199–204.
- [10] Nelson PJ, Chin CWJ, Viikari L, Tenkanen M. The use of a laccase mediator stage in bleaching eucalypt kraft pulps. *Appita J* 1998;51:451–5.
- [11] Sealey J, Ragauskas AJ, Elder TJ. Investigations into laccase-mediator delignification of kraft pulps. *Holzforschung* 1999;53:498–502.
- [12] Poppius-Levlin K, Wang W, Tamminen T, Hortling B, Viikari L, Niku-Paavola M-L. Effects of laccase/HBT treatment on pulp and lignin structures. *J Pulp Paper Sci* 1999;25:90–4.
- [13] Camarero S, García O, Vidal T, Colom J, del Río JC, Gutiérrez A, et al. Efficient bleaching of non-wood high-quality paper pulp using laccase-mediator system. *Enzyme Microb Technol* 2004;35:113–20.
- [14] Ibarra D, Camarero S, Romero J, Martínez MJ, Martínez AT. Integrating laccase-mediator treatment into an industrial-type sequence for totally chlorine free bleaching eucalypt kraft pulp. *J Chem Technol Biotechnol* 2006;81:1159–65.
- [15] Xu F, Kulys JJ, Duke K, Li KC, Krikstopaitis K, Deussen H-JW, et al. Redox chemistry in laccase-catalyzed oxidation of *N*-hydroxy compounds. *Appl Environ Microbiol* 2000;66:2052–6.
- [16] Eggert C, Temp U, Dean JFD, Eriksson K-EL. A fungal metabolite mediates degradation of non-phenolic lignin structures and synthetic lignin by laccase. *FEBS Lett* 1996;391:144–8.
- [17] Li KC, Horanyi PS, Collins R, Phillips RS, Eriksson KEL. Investigation of the role of 3-hydroxyanthranilic acid in the degradation of lignin by white-rot fungus *Pycnoporus cinnabarinus*. *Enzyme Microb Technol* 2001;28:301–7.
- [18] Gutiérrez A, Caramelo L, Prieto A, Martínez MJ, Martínez AT. Anisaldehyde production and aryl-alcohol oxidase and dehydrogenase activities in ligninolytic fungi from the genus *Pleurotus*. *Appl Environ Microbiol* 1994;60:1783–8.
- [19] Martínez MJ, Muñoz C, Guillén F, Martínez AT. Studies on homoveratric acid transformation by the ligninolytic fungus *Pleurotus eryngii*. *Appl Microbiol Biotechnol* 1994;41:500–4.
- [20] Camarero S, Ibarra D, Martínez MJ, Martínez AT. Lignin-derived compounds as efficient laccase mediators for decolorization of different types of recalcitrant dyes. *Appl Environ Microbiol* 2005;71:1775–84.
- [21] Herpoël I, Moukha S, Lesage-Meessen L, Sigoillot JC, Asther M. Selection of *Pycnoporus cinnabarinus* strains for laccase production. *FEMS Microbiol Lett* 2000;183:301–6.
- [22] Ibarra D, Romero J, Martínez MJ, Martínez AT, Camarero S. Exploring the enzymatic parameters for optimal delignification of eucalypt pulp by laccase mediator. *Enzyme Microb Technol* 2006;39:1319–27.
- [23] International Organisation for Standardization Documentation and Information (ISO). *ISO Standards Collection on CD-ROM*. Paper, board and pulps. Geneva: ISO, 2003.
- [24] Faix O, Meier D, Fortmann I. Thermal degradation products of wood. *Holz Roh-Werkstoff* 1990;48:281–5.
- [25] Ralph J, Hatfield RD. Pyrolysis-GC-MS characterization of forage materials. *J Agric Food Chem* 1991;39:1426–37.
- [26] del Río JC, Gutiérrez A, Romero J, Martínez MJ, Martínez AT. Identification of residual lignin markers in eucalypt kraft pulps by Py-GC/MS. *J Anal Appl Pyrolysis* 2001;58/59:425–33.
- [27] Archibald FS. A new assay for lignin-type peroxidases employing the dye Azure-B. *Appl Environ Microbiol* 1992;58:3110–6.
- [28] Heinfling A, Ruiz-Dueñas FJ, Martínez MJ, Bergbauer M, Szewczyk U, Martínez AT. A study on reducing substrates of manganese-oxidizing peroxidases from *Pleurotus eryngii* and *Bjerkandera adusta*. *FEBS Lett* 1998;428:141–6.
- [29] Xu F, Deussen HJ, Lopez B, Lam L, Li K. Enzymatic and electrochemical oxidation of *N*-hydroxy compounds. Redox potential, electron-transfer kinetics, and radical stability. *Eur J Biochem* 2001;268:4169–76.
- [30] Bourbonnais R, Paice MG, Freiermuth B, Bodie E, Borneman S. Reactivities of various mediators and laccases with kraft pulp and lignin model compounds. *Appl Environ Microbiol* 1997;63:4627–32.
- [31] Li J, Gellerstedt G. The contribution to kappa number from hexenuronic acid groups in pulp xylan. *Carbohydr Res* 1997;302:213–8.
- [32] Li J, Sevastyanova O, Gellerstedt G. The relationship between kappa number and oxidizable structures in bleached kraft pulps. *J Pulp Paper Sci* 2002;28:262–6.
- [33] Ibarra D, del Río JC, Gutiérrez A, Rodríguez IM, Romero J, Martínez MJ, et al. Isolation of high-purity residual lignins from eucalypt paper pulps by cellulase and proteinase treatments followed by solvent extraction. *Enzyme Microb Technol* 2004;35:173–81.
- [34] Meier D, Faix O. Pyrolysis-gas chromatography-mass spectrometry. In: Lin SY, Dence CW, editors. *Methods in lignin chemistry*. Berlin: Springer-Verlag; 1992. p. 177–99.
- [35] Kawai S, Umezawa T, Higuchi T. Oxidation of methoxylated benzyl alcohols by laccase of *Coriolus versicolor* in the presence of syringaldehyde. *Wood Res* 1989;76:10–6.
- [36] Johannes C, Majcherczyk A. Natural mediators in the oxidation of polycyclic aromatic hydrocarbons by laccase mediator systems. *Appl Environ Microbiol* 2000;66:524–8.
- [37] Campos R, Kandelbauer A, Robra KH, Cavaco-Paulo A, Gübitz GM. Indigo degradation with purified laccases from *Trametes hirsuta* and *Sclerotium rolfsii*. *J Biotechnol* 2001;89:131–9.
- [38] Itoh K, Fujita M, Kumano K, Suyama K, Yamamoto H. Phenolic acids affect transformations of chlorophenols by a *Coriolus versicolor* laccase. *Soil Biol Biochem* 2000;32:85–91.
- [39] Kang KH, Dec J, Park H, Bollag JM. Transformation of the fungicide cyprodinil by a laccase of *Trametes villosa* in the presence of phenolic mediators and humic acid. *Water Res* 2002;36:4907–15.
- [40] Cantarella G, Galli C, Gentili P. Free radical versus electron-transfer routes of oxidation of hydrocarbons by laccase-mediator systems. Catalytic and stoichiometric procedures. *J Mol Catal B: Enzym* 2003;22:135–44.
- [41] d’Acunzo F, Galli C. First evidence of catalytic mediation by phenolic compounds in the laccase-induced oxidation of lignin models. *Eur J Biochem* 2003;270:3634–40.
- [42] d’Acunzo F, Galli C, Gentili P, Sergi F. Mechanistic and steric issues in the oxidation of phenolic and non-phenolic compounds by laccase or laccase-mediator systems. The case of bifunctional substrates. *New J Chem* 2006;30:583–91.
- [43] Caldwell ES, Steelink C. Phenoxy radical intermediates in the enzymatic degradation of lignin model compounds. *Biochim Biophys Acta* 1969;184:420–31.
- [44] del Río JC, Gutiérrez A, Martínez MJ, Martínez AT. Py-GC-MS study of *Eucalyptus globulus* wood treated with different fungi. *J Anal Appl Pyrolysis* 2001;58/59:441–53.