

2012

Razorback Basketball Media Guide, 2011-2012

University of Arkansas, Fayetteville. Athletics Media Relations

Follow this and additional works at: <https://scholarworks.uark.edu/basketball-women>

Citation

University of Arkansas, Fayetteville. Athletics Media Relations. (2012). Razorback Basketball Media Guide, 2011-2012. *Arkansas Women's Basketball*. Retrieved from <https://scholarworks.uark.edu/basketball-women/4>

This Periodical is brought to you for free and open access by the Athletics at ScholarWorks@UARK. It has been accepted for inclusion in Arkansas Women's Basketball by an authorized administrator of ScholarWorks@UARK. For more information, please contact ccmiddle@uark.edu.

ASHLEY
DANIELS

SARAH
WATKINS

LYNSAY
HARRIS

C'EIRA
RICKETTS



RAZORBACK

BASKETBALL®

2011



2012

MEDIA GUIDE

RAZORBACK

2011 // SENIORS // 2012



3 JAMESHA TOWNSEND

- >> STARTED EVERY GAME LAST YEAR
- >> CAREER BEST 7 POINTS AT ORU
- >> PLAYED IN EVERY SEC GAME IN LAST TWO SEASONS
- >> CAREER BEST SEVEN REBOUNDS VERSUS MISS STATE

ASHLEY DANIELS 12

- CAREER BEST 22 POINTS VERSUS AUBURN <<
- CAREER BEST 17 REBOUNDS VERSUS SHSU <<
- LED TEAM WITH 248 REBOUNDS <<
- 13 DOUBLE-DIGIT GAMES LAST YEAR <<
- TWO-YEAR STARTER FOR ARKANSAS <<
- AVERAGED NEARLY 30 MINUTES A GAME <<
- SEC COMMUNITY SERVICE TEAM <<

13 JULIE INMAN

- >> CAREER BEST 11 POINTS
- >> PLAYED IN 51 GAMES
- >> AVERAGES 1.8 PPG
- >> HIT KEY FT IN WIN OVER OU
- >> BIOLOGY/PRE-DENTAL MAJOR

C'ERIA RICKETTS 22

- ALL-SEC SECOND TEAM <<
- 22 GAMES IN DOUBLE FIGURES LAST YEAR <<
- 25TH PLAYER TO SCORE 1,000 CAREER POINTS <<
- CAREER BEST 29 POINTS VERSUS VANDY <<
- RANKS 19TH WITH 1,120 CAREER POINTS <<
- RANKS 23RD WITH 505 CAREER REBOUNDS <<
- RANKS THIRD WITH 227 CAREER STEALS <<
- RANKS SEVENTH WITH 335 CAREER ASSISTS <<

33 LYNDSAY HARRIS

- >> LED SEC IN 3 POINT SHOOTING
- >> 20TH IN COUNTRY IN 3 POINT SHOOTING
- >> 26TH PLAYER TO SCORE 1,000 CAREER POINTS
- >> 21 GAMES IN DOUBLE FIGURES
- >> CAREER BEST 26 POINTS VERSUS GEORGIA
- >> RANKS FOURTH WITH 91 3 POINTERS

SENIOR CLASS BY THE NUMBERS

2922

THE FIVE-MEMBER SENIOR CLASS HAS SCORED 2,922 POINTS AT ARKANSAS. C'EIRA RICKETTS LEADS THEM WITH 1,120 CAREER POINTS.

1472

THE SENIOR CLASS HAS GRABBED 1,472 TOTAL REBOUNDS FOR THE RAZORBACKS. ASHLEY DANIELS LEADS THE TEAM WITH 505 BOARDS.

54

THE SENIOR CLASS HAS AMASSED 54 WINS IN THREE SEASONS UNDER HEAD COACH TOM COLLEN.

2-15

THE SENIOR CLASS HAS MADE TWO POSTSEASON APPEARANCES UNDER HEAD COACH TOM COLLEN AND SET A SCHOOL RECORD WITH 15 CONSECUTIVE WINS.

TABLE OF CONTENTS

THIS IS RAZORBACK BASKETBALL

- Quick Facts..... 2
- Schedule..... 3
- Media Information 4-5
- 2011-12 Outlook 6-8
- This is Arkansas 9
- Why Arkansas..... 10
- Academics..... 11-12
- Strength and Conditioning..... 13-14
- Lights, Camera, Action..... 15-18
- The Next Level..... 19-20
- Bud Walton Arena..... 21-23
- Future Practice Facility 24-25
- Locker Room..... 26-27
- Tusk IV..... 28



MEET THE STAFF

- Head Coach Tom Collen 30-33
- Assistant Coach Greg Collins 34-35
- Assistant Coach Nicki Collen 36-37
- Assistant Coach Tari Cummings..... 38-39
- Director of Operations Amber Shirey..... 40
- Support Staff 41-42
- Razorback Band and Cheer 43-44



MEET THE PLAYERS

- 2011-12 Rosters 46-47
- Ashley Daniels 48-49
- Lyndsay Harris..... 50-51
- Julie Inman 52-53
- C'eira Ricketts..... 54-55
- Jamesha Townsend 56-57
- Erin Gatling 58-59
- Kelsey Hatcher 60-61
- Sarah Watkins 62-63
- Quistelle Williams..... 64-65

- Keira Peak 66-67
- Dominique Robinson..... 68-69
- Joey Bailey..... 70-71
- Calli Berna 72-73
- Jhasmin Bowen 74-75
- How To..... 76-77
- Departing Players 78



2010-11 REVIEW

- Season in Review 80-81
- Results 82
- Statistics..... 83
- Superlatives..... 84
- SEC Stats and Standings 85-86
- Box Scores 87-98



RAZORBACK RECORDS

- Individual Records..... 100
- Individual Records SEC Games 101
- Team Records in a Game 102
- Team Records-Regular Season/SEC Season... 103
- SEC Tournament Records 104
- Team Records in a Season 105
- Class Records..... 106
- Exhibition Game Records..... 107
- NCAA Tournament Records 108
- WNIT Records..... 109
- Bud Walton Arena Records 110-111
- Barnhill Arena 112
- Annual Leaders 113
- Career Leaders..... 114-115
- 1,000 Point Club 116-119
- Honors and Awards 120-124

RAZORBACK HISTORY

- Coaching Records 126
- Year by Year Results..... 127-143
- Arkansas in the SEC/SWC Standings..... 144-146
- Versus Opponents 147-152
- Miscellaneous Records..... 153
- By the Numbers..... 154-155
- Letterwinners 156-157
- History 158-165
- Hall of Honor Selections..... 166-170



2011-12 OPPONENTS

- Non-Conference Opponents..... 172-174
- Collen versus the opponents..... 175
- The SEC 176-177
- SEC Opponents..... 178-190
- Arkansas versus Conferences 191-192



UNIVERSITY OF ARKANSAS

- The University 194-195
- Chancellor Dr. G. David Gearhart..... 196
- FAC Dr. Sharon Hunt 196
- Director of Athletics Jeff Long..... 197
- Senior Athletic Department Staff..... 198-199
- Razorback Support Services..... 200-201
- Razorback Foundation, Inc. 202

QUICK FACTS

ARKANSAS WOMEN'S BASKETBALL COACHING STAFF

NAME	POSITION	ALMA MATER	YEAR AT ARKANSAS	CAREER REC.
Tom Collen	Head Coach	Bowling Green, 1977	Fifth (13 career)	286-127 (.692)
Greg Collins	Assistant Coach	Louisville, 1998	Fifth (8 career)	157-94 (.625)
Nicki Collen	Assistant Coach	Marquette, 1997	First (4 career)	89-37 (.706)
Tari Cummings	Assistant Coach	Oklahoma State, 2003	First (8 career)	154-74 (.675)
Amber Shirey	Director of Operations	Arkansas, 1992	Twenty	

BASKETBALL FACTS

Head Coach Tom Collen (Bowling Green, 1977)
 Career Record/Years 286-127 (13)
 Arkansas Record/Years 77-44 (4)
 Arena/Capacity Bud Walton Arena (19,200)
 All-Time Arena Record 309-219 (17 years)
 Press Row Phone 479-575-6622
 Basketball Secretary Andrea Blakney
 Basketball Phone 479-575-3000

2010-11 REVIEW

Overall Record 22-12 (H: 12-6; A: 9-5; N: 1-1)
 Conference Record 6-10 (H: 2-6; A: 4-4)

HISTORY

All-Time Record 649-402
 All-Time Conf. Record 194-195 (90-165 SEC Only)
 All-Time Conf. Tourn. Rec. 18-27 (9-19)
 Conf. Tournament Titles 1 (SWC)
 NCAA Tourn. Appearances 9 NCAA
 Tournament Record 11-9

GENERAL INFORMATION

Location Fayetteville, Arkansas
 Enrollment 23,199
 Colors Cardinal and White
 Founded March 27, 1871
 Nickname Razorbacks
 NCAA Division/Conference I/Southeastern

UNIVERSITY PERSONNEL

Chancellor Dr. G. David Gearhart (Westminister Col., 1974)
 Faculty Representative Dr. Sharon Hunt (Arkansas, 1973)
 Vice Chancellor and AD Jeff Long (Ohio Wesleyan, 1982)
 Assoc. Vice Chancellor Bev Lewis (Central Michigan, 1979)
 Athletic Department Phone 479-575-4959
 Ticket Office Phone 479-575-5151

MEDIA RELATIONS

Mailing Address 131 Barnhill Arena, Fayetteville, AR 72701
 Overnight Address Same
 SID Fax 479-575-7481
 Press Row Number 479-575-6622
 Office Phone 479-575-2751
 Assoc. MR Director Jeri Thorpe
 E-Mail Address jthorpe@uark.edu
 MR Office Phone 479-575-5037
 Cell Phone 479-283-3344

2010-11 TEAM INFORMATION

Starters Returning/Lost 5/0
 Letterwinners Ret./Lost 9/6
 Newcomers 3/3 RS

STARTERS RETURNING

No.	Name	Pos	Ht	Cl	Pts	Rebs	Asts	Blks/St
3	Jamesha Townsend	F	6-2	SR	2.9	2.6	0.7	0.6 spg
4	Sarah Watkins	P	6-3	JR	13.5	5.6	0.5	1.7 bpg
12	Ashley Daniels	F	6-2	SR	8.3	7.5	1.4	1.0 spg
22	C'eira Ricketts	PG	5-8	SR	13.9	4.7	3.7	2.3 spg
33	Lyndsay Harris	G	5-9	SR	12.3	3.8	2.2	1.3 spg

OTHER LETTERWINNERS RETURNING

No.	Name	Pos	Ht	Cl	Pts	Rebs
1	Keira Peak	F	5-9	SO	7.1	5.7
13	Julie Inman	G	5-9	SR	2.1	0.6
21	Dominique Robinson	G	6-0	RSO	5.3	3.8
44	Quistelle Williams	F	6-0	JR	3.8	3.1

OTHER LETTERWINNERS LOST

No.	Name	Pos	Ht	Cl	Pts	Rebs
10	Chrisstasia Walter	F	5-8	SO	3.8	2.3
11	Amanda Westbrook	G	5-9	SO	0.0	0.0
15	Skye Rees	P	6-3	SR	1.3	0.9
23	Caroline Powell	G	5-9	SR	0.0	0.0
24	Brittney Richardson	G/F	5-11	SR	0.0	0.0
45	Yashira Delgado	G	5-3	SO	2.4	1.8

NEWCOMERS

No.	Name	Pos	Ht	Cl	Hometown/HS or JC
2	Kelsey Hatcher	G	5-10	JR/TR	Little Rock, Ark./CAC/Ok. St./SMU
11	Calli Berna	PG	5-10	FR	Fayetteville, Ark./Fayetteville
14	Erin Gatling	G	5-4	JR/TR	Van Buren, Ark./HS/So. Miss.
25	Joey Bailey	F	6-1	FR	Gunter, Texas/Gunter HS
42	Jhasmin Bowen	F	6-1	FR	Wichita, Kan./Wichita Heights



2011-12 RAZORBACKS

MEDIA INFORMATION

4

ATHLETIC MEDIA RELATIONS

The University of Arkansas Athletic Media Relations office is located on the north side second floor of Barnhill Arena with office hours from 8 a.m. to 5 p.m., Monday through Friday. You can often reach us at Barnhill after hours, but if not, please leave a message on our voice mail system.

WE ARE THE RAZORBACKS

The change from Lady Razorbacks or Lady'Backs took place for the 2008-09 season. The change also involved the logo and we no longer use the "Lady Razorback A". All logo references for University of Arkansas athletic teams should be the classic Razorback.

POSTAL ADDRESS

University of Arkansas
Razorback Athletic Department
Athletic Media Relations
P.O. Box 7777
Fayetteville, AR 72702

SHIPPING ADDRESS

University of Arkansas
Razorback Athletic Department
Athletic Media Relations
131 Barnhill Arena
Fayetteville, AR 72701

VIA INTERNET

Jeri Thorpe jthorpe@uark.edu
Web Site ArkansasRazorbacks.com

PHONE NUMBERS

Media Relations 479-575-2751
AMR facsimile 479-575-7481
Walton Press Row 479-575-6622
Thorpe, Cell 479-283-3344

INTERVIEW POLICY

Please contact the Athletic Media Relations to arrange interviews with any of the Razorbacks. Our office will be more than happy to set up an appointment with our student-athletes or coaches.

CREDENTIALS

Members of the working media may obtain press passes for Razorback events by writing AMR.

MEDIA RELATIONS OFFICE



Zack Higbee
Dir. of FB Media
Relations



Phil Pierce
Assoc. Media
Relations Director



Jeri Thorpe
Assoc. Media
Relations Director



Robby Edwards
Assoc. Media
Relations Director



Chad Crunk
Asst. Media
Relations Director



Zach Lawson
Asst. Media
Relations Director



Derek Satterfield
Asst. Media
Relations Director



Mary Lynn Gibson
Secretary



Tyler Maland
Intern



Emily Robinson
Intern



John Thomas
Intern



Andrew Reynolds
Graphic Designer

PHOTOGRAPHERS

Photographers are restricted to the mandated baseline locations per NCAA standards. No handheld strobes or tripods are allowed. Only those making special requests through the AMR will be allowed to shoot from the sidelines, and only during regular season contests.

WORKING AREA

Working media will be seated in the baseline media section. Non-working media will not be seated in the media section. Institutional radio networks are seated on the Walton Arena scorer's table adjacent to their respective benches. A media work room is available. Telephones are available on a first-come, first-serve basis.

WI-FI

Wireless internet access is also provide in the Walton press room and on press row. Please contact AMR for more information.

PRESS CONFERENCE

Tom Collen generally holds his pre-game press conference 48 hours prior to home games or 48 hours prior to travel for road games. His press conference is held in the Bud Walton Interview Room after practice, usually at 3:30 p.m. Players are available on press conference days; other days by special request.

MEDIA INFORMATION

RAZORBACK STAT CREW



Jeremy Battjes



Mary Line



Keith Line



Jessica McCarty



Bill Mock



Martha Neal



Ben Pinter



Frank Pinter



David Savage



Jay Rodman



Joe Rodman



Joey Rodman



Jon Williams

The men and women of the Arkansas statistics crew are vital to the operation of our events. Here are a few of the "regulars" who assist us at women's basketball. Several of them have worked not only Arkansas events but also the SEC Tournament, WNIT Tournament and even the NCAA Final Four. They have worked Division I and Division II events and are always ready to travel. Your help is appreciated.

PRACTICE TIMES, POLICY

Practices are open to the public and media except on the day of the game. The default practice schedule for the Razorbacks is 1-3:30 p.m. However, additional practice or portions of practice may be closed during the season. To insure Arkansas is practicing, please call the AMR to check the weekly schedule. **No player or coaches interviews** will be allowed at this time unless media have prior approval from the media relations office.

VIA INTERNET

All Razorback press releases, basketball statistics, game stories and box scores are available on the Athletics Department home page at Arkansas-Razorbacks.com.

GAME SERVICES

The University of Arkansas employs the StatCrew basketball game statistical packages. Halftime statistics, along with first half play-by-play, are distributed at intermission. A rough box score is available immediately after the conclusion of the game. Final

statistical packages are distributed as soon as possible after the game.

POSTGAME INTERVIEWS

Head Coach Tom Collen is available for general interviews after a 10-minute cooling off period. Coach Collen and the visiting head coach may be held on the floor immediately after the game for a one-minute actuality for the University uplink package. Coach Collen and requested players are available in the media interview room. The Razorback dressing room is closed to all media.

FTP SERVICES

The Arkansas Media Relations Office will have highlight packages and press conference video available for media to download through the Razorbacks' FTP server throughout the season. For access to the Razorback FTP server, please contact a member of the Arkansas Media Relations Office.

LIVE RADIO/TELEVISION

The University of Arkansas Athletic Department retains all copyrights to its home events. All visiting radio stations must contact the AMR 48 hours prior to the game to make arrangements. Non-conference opponents may be subject to line charges as well as rights fees. As per SEC rules, two standard telephone lines and ISDN are reserved for all women's basketball game visiting radio networks. The use of courtesy lines are at the discretion of the visiting SID. Other stations requesting a phone line should contact the University of Arkansas telecommunications office directly. Requests for live or tape-delayed television rights should be made one week in advance, and in writing, to the AMR.

IP-BASED STREAMING

The UA Athletics Department also retains all streaming rights for its home events. Shared streams may be provided to opponents on a reciprocating basis. Please contact Razorback New Media for any requests for IP-based data, audio or video streaming.

CREDITS

The 2011-12 Arkansas women's basketball media guide was written and edited by Associate Media Relations Director Jeri Thorpe. Editorial assistance provided by Associate AD for Public Relations Kevin Trainor, Mary Lynn Gibson, Celice Clark and the women's basketball staff. Thanks to Dr. Bill Smith and others who have come before me for countless hours of research and record-keeping.

Photography services by Walt Beazley, Wesley Hitt, Beth Hall, Sarah Blancett, Walt Beazley, Jon VerHoeven, David Coyle, Breck Smither, Bill Smith, Gary Waters, Larry Trussell, Tom Ewart, William Cooksey, Andy Shupe, Wes Harold, Patrick Racey, Russ Wright, David Yerby, William Ewart, AP World Wide Photos.

Cover designs by Andrew Reynolds.



OUR TIME IS NOW

The University of Arkansas women's basketball team finds itself in new territory for the 2011-12 season. For the first time in head coach Tom Colleen's tenure, the Razorbacks are a veteran team with senior leadership.

This year's team returns a recognizable corps of players paced by senior three-year starting guards C'eira Ricketts and Lyndsay Harris. Although Harris suffered a season-ending knee injury in the first round of the SEC Tournament, she is expected to be ready for the season.

In addition to the guards, Arkansas returns senior starters Jamesha Townsend and Ashley Daniels along with junior post Sarah Watkins for what could be one of the only teams to welcome back all five starters.

"We are excited to have a veteran team returning," Colleen said. "I can't remember a team I coached that returns their top seven or eight scorers. This group had a lot of ups and downs last year, but the first

thing that comes to mind is that experienced players tend to make fewer mistakes.

"Although the starting lineup is still to be determined, I know the competition between veterans and newcomers should only make us better. We will be a little more confident and relaxed in late game situations and that could be the difference in the postseason this year."

A look beyond Arkansas' five returning starters reveals more of what Colleen is excited about.

Juniors Julie Inman and Quistelle Williams each have two years in the system and sophomores Keira Peak and Dominique Robinson, coming off a redshirt season, both have significant minutes on the court as Razorbacks.

Mix in two other redshirt players in Erin Gatling and Kelsey Hatcher along with an athletic freshman class that includes Fayetteville, Ark., product Calli Berna, along with Joey Bai-

ley and Jhasmin Bowen and it is easy to see why Colleen is excited for the season to begin.

Colleen paced the Razorbacks to a 12-win start last year, got the team back into the top 25 rankings in both polls and finished up with a solid run to the WNIT Quarterfinals in the postseason.

With nearly all of his scoring and defense returning, Arkansas is a team who could challenge for bragging rights this year.

BACKCOURT

The guard play has been a strength for Arkansas since Colleen's return to the Natural State.

This year's Razorback team has arguably the most experienced guards in seniors Lyndsay Harris and C'eira Ricketts and they add depth with senior Julie Inman and transfers Erin Gatling and Kelsey Hatcher, both of whom redshirted for Arkansas last year.

OUTLOOK

“Every coach will tell you that experienced guard play will overcome a lot of weaknesses in other areas,” Collen said. “Assuming Lindsay is 100% when we need her, it should help us to have a four-year starting backcourt returning in her and C’eira. Even Julie Inman and transfers Erin and Kelsey are all technically seniors in age and bring a great deal of experience and knowledge of the game. Julie has a great shooting touch and is back in the best shape since her freshman year and Kelsey and Erin are very mature players.”

Ricketts and Harris scored 828 points last year accounting for nearly 40 percent of Arkansas’ offense and both players surpassed the 1,000-point career milestone as juniors. Inman saw time in 14 games and key a pair of critical free throws after coming in cold off the bench leading the Razorbacks to a 10-point win over No. 12 Oklahoma last season.

Hatcher joined the Razorbacks as a transfer from Oklahoma State while Gatling was at Southern Miss. Both players redshirted last season due to NCAA transfer rules.

Freshman Fayetteville, Ark., native Calli Berna will also make Arkansas’ backcourt stronger.

Berna paced the Bulldogs to the state title hitting a dramatic three-point shot with the clock winding down to cap the come-from-behind win.

She is a four-time all-state and all-conference selection as well as the MVP of the states all-star game.

“Calli is pretty mature for a freshman and has never sat on the bench in her life,” Collen said. “I expect her to compete for playing time and help us correct some of the late game mistakes we had last season. That may not seem like a job for a freshman, but it will be for her. She can play multiple positions so that will help her get on the floor.”

2011-12 SCHEDULE

DAY, DATE	OPPONENT	TIME
Wed., Nov. 2	Newman College (EXH)	7 p.m.
F.-S., Nov. 11-13	WBI Tip-Off Classic Day, Beach, Fla.	
Fri., Nov. 11	Arkansas vs. Minnesota	1 p.m.
Sat., Nov. 12	South Florida vs. Arkansas	3:30 p.m.
Sun., Nov. 13	Florida State vs. Arkansas	1 p.m.
Wed., Nov. 16	Texas-Arlington (Elem. Day)	11 a.m.
Sun., Nov. 20	Utah	1 p.m.
Fri., Nov. 25	Grambling State	7 p.m.
Sat., Dec. 3	at Middle Tennessee State	7 p.m.
Tue., Dec. 6	Stephen F. Austin (CST)	7 p.m.
Sat., Dec. 10	Oral Roberts	7 p.m.
Mon., Dec. 19	Morgan State	7 p.m.
Wed., Dec. 21	Texas Southern	7 p.m.
Wed., Dec. 28	Mississippi Valley State	4 p.m.
Sun., Jan. 1	at Georgia*	1 p.m.
Thu., Jan. 5	at Kentucky*	6 p.m.
Sun., Jan. 8	TENNESSEE* (ESPN)	2 p.m.
Thu., Jan. 12	at Ole Miss*	7 p.m.
Sun., Jan. 15	AUBURN* (FSN)	2 p.m.
Thu., Jan. 19	VANDERBILT*	7 p.m.
Sun., Jan. 22	at LSU* (FSN)	2 p.m.
Thu., Jan. 26	at Mississippi State*	7 p.m.
Sun., Jan. 29	FLORIDA*	2 p.m.
Thu., Feb. 2	ALABAMA*	7 p.m.
Thu., Feb. 9	SOUTH CAROLINA*	7 p.m.
Sun., Feb. 12	at Auburn* (ESPN2)	2 p.m.
Thu., Feb. 16	LSU* (CST)	7 p.m.
Sun., Feb. 19	MISSISSIPPI STATE*	2 p.m.
Thu., Feb. 23	at Tennessee* (FSN)	6 p.m.
Sun., Feb. 26	at South Carolina* (SECN)	2 p.m.
Thu.-Sun., March 1-4	SEC Tournament Nashville, Tenn.	
Thu., March 8	at SIU-Edwardsville	TBA





FRONTCOURT

Arkansas' frontcourt is deep this year with at least eight players working for time. Returners Sarah Watkins, Ashley Daniels and Jamesha Townsend were all starters a year ago with sophomore Keira Peak and junior Quistelle Williams seeing a lot of minutes as the season progressed.

Watkins, Daniels and Peak combined for 952 points and were the team's three leading rebounders grabbing 616 boards – nearly half of the Razorbacks' total on the year. Peak battled some injuries but plays with a passion that inspires her teammates and the Razorback Nation.

"Sarah has emerged as one of the best players in our conference and we need her to continue to improve," Colleen said. "She stayed all summer and is in the best shape of her life. She has every reason to be confident and needs to display that at all times. She just needs to stay composed and stay out of foul trouble.

"The same can be said of Ashley," he continued. "No one has worked harder for me than "AD" the past three years. She has always run the floor, re-

bounded and been a good defender. She simply needs to be a consistent scorer alongside Sarah. She will have her opportunities and I think she will make the most of them her senior season."

"Keira plays so hard," Colleen noted. "She is on go all the time and she brings a great boost to the tempo when she's on the floor. She is also one of our best defenders and we need to keep her out on the floor."

Freshmen Joey Bailey and Jhasmin Bowen join sophomore Dominique Robinson who redshirted last year and all three will push for playing time in 2011-12.

"I expect both Joey and Jhasmin to contribute in the post," Colleen said. "They are completely different style players. Jhas will run the floor, rebound and play extremely physical for a young player. Joey is the ultimate high post player. She can shoot it with range. She is a smart player who will blend well with her teammates. We just need to get all of them through the freshmen jitters and emerge as soon as possible.

"The last time Dominique was on the floor, she scored 16 points versus Vanderbilt in the SEC tournament her

freshman year and was 4-for-7 from the three-point line. She is a competitor and wants to get back on the floor."

Townsend returns as one of the starters from a year ago after she improved in all areas of the game over the 2009 summer. She finished the year with 99 points and 87 rebounds but was key as a calming force on the court last year.

Quistelle was limited in her role early in the season but made a big impact at the SEC Tournament and in the post season. She played in 25 games with one start and averaged 14.0 minutes per game. Williams scored 96 points and had 77 rebounds as a sophomore.

"This roster is very deep," Colleen said, "and the competition will be high throughout the preseason. Jamesha and Quistelle have the opportunity to be difference makers as well, but they will be fighting for their minutes with six newcomers. Both have a world of experience and can be as impactful as any player on our roster on any given night."

OUTLOOK

SCHEDULE

Sixteen regular season home games and 16 contests against members of last year's postseason tournaments highlight the 2011-12 University of Arkansas women's basketball schedule.

Included in Arkansas' non-conference schedule are three NCAA Tournament teams and one WNIT team from a year ago. The always-tough Southeastern Conference slate features four NCAA Tournament and three WNIT teams including a home-and-away series with national powerhouse Tennessee.

"The first thing fans will notice about our schedule is that it is front loaded with a lot of good basketball teams, especially the opening tournament in Daytona," Collen said. "I don't think I've ever opened a season with three consecutive games back-to-back-to-back with BCS conference opponents. It will be a monumental early test for our team, regardless of the outcome.

"Shortly after the tournament and in a two-week period we play two NCAA Tournament teams in the University of Utah at home and Middle Tennessee on the road," Collen said. "We beat both of those teams

last year so I'm certain they will be ready for revenge."

The SEC's reputation as one of the best conferences for women's basketball was reinforced last year with four teams earning NCAA Tournament bids and five others accepting WNIT invitations.

This year, the 16-game SEC schedule matches Arkansas with Tennessee, Auburn, South Carolina, Mississippi State and LSU for home-and-away games.

Arkansas opens league play with a pair of road games at Georgia and Kentucky, Jan. 1 and Jan. 5, respectively. Andy Landers and the Bulldogs played into the third round of the NCAA Tournament last year and the Razorbacks face Kentucky, a team they split with last year, for the only meeting in Lexington, Ky. The Wildcats reached the second round of the NCAA Tournament last year.

The Razorbacks come home for the first of two games against perennial powerhouse Tennessee Jan. 8 before traveling to Oxford, Miss., for a single meeting with the Lady Rebels.

Arkansas next gets two in a row at home hosting Auburn Jan. 15, and Vanderbilt Jan. 19. Vanderbilt is coming off an NCAA Tournament

appearance while the Tigers played multiple rounds in the WNIT last season.

The Razorbacks follow up with consecutive road games playing at LSU and at Mississippi State. The schedule brings Arkansas back to the friendly confines of Bud Walton Arena for home contests with Florida, Alabama and South Carolina as January closes and February begins.

Arkansas sandwiches in a road trip to Auburn Feb. 12, and comes home for the second meeting with LSU and Mississippi State in mid-February.

The SEC regular season closes with trips to Tennessee, Feb. 23, and South Carolina, Feb. 26. Carolina advanced to the second round of the WNIT last year.

"The SEC schedule is always a challenge," Collen said. "We have two opportunities against three teams who were in the postseason last year and the balanced schedule should be good for us."

"We were a pretty good team last year and so close to being a great team," Collen said. "Our challenge this year is to match that and then surpass that success and take the next step for our program."



2011-12 RAZORBACKS



THIS IS

ARKANSAS

UNIVERSITY REMAINS A 'TOP TIER' SCHOOL IN U.S. NEWS 'BEST AMERICAN COLLEGES' SURVEY

The University of Arkansas continues to place among the first tier of national universities in the 2012 edition of America's Best Colleges, the annual consumer survey prepared by U.S. News and World Report. The University of Arkansas is the only higher education institution in Arkansas listed among the 200 schools in the top of the national rankings.

The survey's rankings are based on such categories as academic reputation, faculty resources, graduation and retention rates, student quality and alumni giving.

"The University of Arkansas continues to maintain a strong and reputable position in the annual U.S. News survey," said Chancellor G. David Gearhart. "The survey produces a composite based on a wide range of factors—some quantifiable, some intangible. Overall, the survey results produce two meaningful conclusions. First, we are indeed a high-performing academic institution. And second, we maintain widespread respect among higher education leaders as a nationally prominent public university.

"While I recognize that this annual survey is primarily a consumer resource for parents and students, this 'score card' rates us highly among the nation's universities and colleges. The U.S. News ranking speaks well of our students, faculty, and staff."

The university also remains in the category "A-Plus Schools for B Students," a list of 80 national universities that the publication describes as being places where high school students who are "nonsuperstars have a decent shot at being accepted and thriving."

On the individual college level, the Sam M. Walton College of Business was again among the top 50 business programs among national universities, and top 30 public business schools.

The 2012 rankings were released Tuesday, Sept. 13. U.S. News and World Report informed each college and university of its ranking information the previous day.



Located in Fayetteville, the flagship campus of Arkansas resides on a former hilltop farm overlooking the Ozark Mountains. Since the university's founding in 1871, the campus has grown to encompass more than 412 acres and 130 buildings including Old Main, the icon of higher education in Arkansas. Constructed between 1873 and 1875, Old Main was originally known as University Hall. It is the oldest building on the University campus and one of the oldest buildings in the state.



ARKANSAS

ERIN GATLING

I have been a Razorback fan for as long as I can remember and like any kid growing up in Arkansas, becoming a Razorback was my ultimate goal. The opportunity wasn't there after high school so I went to Southern Miss. When I decided to transfer and the chance to come to Arkansas opened up, I was thrilled. God granted me the opportunity to live my dream and that's exactly what I'm doing. I've never been happier in my life.



LYNDSAY HARRIS

When I first knew I wanted to play Division I basketball, I never imagined I would end up in Fayetteville, Arkansas playing for the Razorbacks. When I got my first letter from the school the first thing I asked my AAU coach was "What is a Razorback???" My coaches assured me that Arkansas had the best facilities, a great basketball program, and that after I took my visit I wouldn't choose any other place. All these things were certainly true. I chose Arkansas because of the great atmosphere, the most friendly and supporting community, a coaching staff that cares about you on the court and beyond the court, and a chance to make the women's program better and better each year. Choosing Arkansas was one of the best decisions I've ever made.



ASHLEY DANIELS

Coming from a small town, Coldwater Miss., and an even smaller Division I, I thought my chances of going to a big D1 school was out the window. But, once I began playing AAU ball, letters started rolling in. Only a few caught my attention and Arkansas was one of them. I took all five official visits and a few unofficials, but I saved Arkansas for last. I was happy that I did so. When driving up here, up the mountains and seeing the scenery was amazing to me. Then, seeing the campus and the community made my choice even easier, and this before meeting the team and the coaching staff. The coaches were great, the academic part was great (mostly to my mom), the team was fun and the football game was AWESOME. I had never experienced so much excitement until I came here and that's when I knew I wanted to be a Razorback.



SENIOR WALK

Senior Walk is the university's longest tradition in miles as well as years. Stories of the origin of Senior Walk vary, but the most common is that it was begun by the class of 1905. A few years later, the class of 1904 added their names on the sidewalk. Each graduating class since then has had their names engraved in the walk. In 1930, slabs were placed for all of the graduating classes prior to 1904. Originally, the names were stamped by hand, but that changed in 1986 when University Physical Plant employees invented the Sand Hog, a machine designed specifically for the purpose of etching the names in Senior Walk. More than 120,000 graduates are now listed on Senior Walk.



THIS IS

ACADEMICS

Recognizing the difficulty of balancing the demands of athletic competition at the highest level and completion of the rigorous academic standards of a Carnegie research-level university, the Razorback Athletic Department provides support services through both facilities and personnel to guide Arkansas student-athletes to their ultimate goal: University of Arkansas diploma.

The key components of the SAASA are personal development, career development, academic tutoring, study hall facilities, class attendance monitoring and incentive awards recognizing academic achievement.

THE BOGLE ACADEMIC CENTER

There is no higher priority for the University of Arkansas Athletic Department than the academic progress of its scholar-athletes. Thanks to the generous gift of Bob and Marilyn Bogle, the home of the Razorback Athletic Department's Student-Athlete Academic Support and Achievement program is the Bob and Marilyn Bogle Academic Center. The 15,000-square foot Bogle Academic Center is located in the east side of Donald W. Reynolds Razorback Stadium. Under the overall direction of Senior Associate Athletic Director Jon Fagg, the Bogle Academic Center houses the Arkansas Razorbacks Academic Support Program, the Razorback Office of Student Life and the Career Development Program.



Melissa Harwood-Rom

Associate Athletic Director for Student-Athlete Support Services Melissa Harwood-Rom oversees the staff of professionals dedicated to directing student-athletes to reach their personal academic goals, and to do so in ways that balance their academic, athletic and personal lives.

STUDY HALL AND TUTORS

A quiet setting for uninterrupted study, the Bogle Academic Center provides three types of study hall space. The computer lab has over 30 stations for individual computer-based study. An open study hall is available for group or individual study, and monitored by staff members of the SAASA. There are 17 individual study carrels that provide space for tutors to meet with student-athletes for individual instruction in specific subjects.

Each Razorback team sets its own criteria for study hall attendance. The use of tutors is a key element for academic success, allowing for individualized assistance and for reaching academic excellence in advanced subjects.



Bob & Marilyn Bogle
Academic Center

THIS IS

ACADEMIC SUCCESS

2011-12 RAZORBACKS

<u>Applied Exercise Science</u>	1
Sarah Watkins	
<u>Biology/Pre-Dental</u>	1
Julie Inman	
<u>Broadcast Journalism</u>	1
Jamesha Townsend	
<u>Communication</u>	2
Kelsey Hatcher, Dominique Robinson	
<u>Criminal Justice</u>	2
Lyndsay Harris, Quistelle Williams	
<u>International Business</u>	1
Jhasmin Bowen	
<u>Journalism</u>	1
Joey Bailey	
<u>Kinesiology</u>	2
Erin Gatling, C'eira Ricketts	
<u>Sociology</u>	1
Ashley Daniels	
<u>Undecided</u>	2
Calli Berna, Kiera Peak	



Ashlea Williams walks at the 2011 graduation ceremony.



THIS IS

SUTTON STRENGTH AND CONDITIONING CENTER

The University of Arkansas is one of the few institutions with a strength and conditioning center built specifically for the needs of the female student-athlete. The Sutton Strength and Conditioning Center is housed in the Bev Lewis Center in the heart of the Athletic Valley.

Construction began in December 2001 and the facility opened in April 2004. The 7,000 square foot strength and conditioning center features Olympic weights, plyometric training, aerobic equipment and selectorized weight machines all under in one room.


Todd Barbour oversees the Razorback women's basketball team in the weight room.

2011-12 RAZORBACKS



THIS IS

THE BEV LEWIS CENTER





THIS IS

LIGHTS, CAMERA, ACTION



2011-12 RAZORBACKS

The Razorback women's basketball team likes the big stage and has at least 10 games scheduled for television this year. Arkansas' television appearances include games on COX Sports, FOX Sports Network, the SEC Network and the ESPN family of networks. In addition, the Razorbacks take advantage of our own in-house production on RazorVision. Each home game is produced and broadcast on ArkansasRazorbacks.com and is available for a subscription fee. Log on and check it out today!





WATCH US

2011-12

Stephen F. Austin	CST	7 p.m.
at Kentucky	UK/IMG/FSN	5 p.m.
Tennessee	ESPNU	2:30 p.m.
Auburn	FSN	1:30 p.m.
at LSU	FSN	2 p.m.
at Auburn	ESPN2	1:30 p.m.
LSU	CST	7 p.m.
at Tennessee	FSN	6 p.m.
at South Carolina	SEC Network	1 p.m.
SEC Tournament	FSN	TBA

2010-11

#12 Oklahoma	COX	W, 67-57
at Florida	SUN	L, 53-64
at Miss State	FSN	W, 61-56
Georgia	CSS	L, 56-59
#5 Tennessee	SEC Network	L, 53-72
South Carolina	ESPNU	L, 62-64 (OT)
Auburn	ESPN2	L, 59-64
at Ole Miss	COX	W, 56-53
Florida (SEC)	FSN	L, 59-68

2009-10

at Alabama	COX	W, 66-62
at #5 Tennessee	FSN	L, 74-57
at South Carolina	ESPN2	W, 72-68
at #20 LSU	COX	L, 70-53
at #24 Georgia	SEC Network	L, 69-48
Vanderbilt	FSN	L, 65-64 (OT)

2008-09

Texas Tech	COX	L, 60-75
at Kentucky	BBN	L, 63-72
at Miss State	SEC/FSN	W, 65-62

at #20 Vanderbilt	SEC/FSN	L, 61-72 (OT)
at LSU	SEC/FSN	L, 53-68
Ole Miss	COX	W, 70-59
Ole Miss (SEC)	FSN	L, 60-65

2007-08

Northwestern State	COX	W, 59-43
at Ole Miss	FSN	L, 55-63
at Alabama	COX	W, 63-49
Florida	SunSports	L, 74-92
at #6 LSU	COX	L, 46-83
Auburn (SEC)	FSN	L, 51-73

MEDIA TRAINING

The University of Arkansas and the Razorback Athletic Department provide its student-athletes and coaches with media training several times throughout their careers.

The goal of the training is to improve communication skills in front of the camera and in real-world situations such as job interviews.

The Razorbacks utilize several outside agencies as well as in-house training for its student-athletes and coaches in an on-campus setting.

Some of the techniques that are discussed include the nuances of print and electronic media, the importance of speaking clearly and how to better tell our story.

Student-athletes and coaches alike go through mock interviews and review their tapes in an effort to improve confidence and comfort when conducting actual interviews.

SOCIAL MEDIA

Included in the training for student-athletes and coaches is training in the use of social media. The Razorback Athletic Department uses a department-wide Facebook page and has a Twitter account to inform fans of the program about what's going on.

But equally important are the social media guidelines that are passed on to student-athletes and coaches. Social media is a great way to communicate, and the Razorbacks have designed a policy that helps student-athletes and coaches reach a new demographic of fan in the electronic age.





ARKANSASRAZORBACKS.COM

THE OFFICIAL WEBSITE OF THE ARKANSAS RAZORBACKS

-  NEWS & RESULTS
-  COACH & PLAYER BIOS
-  SCHEDULES
-  ROSTERS
-  LIVE GAME BLOGS



-  LIVE VIDEO
-  LIVE STATS
-  LIVE AUDIO
-  ON DEMAND VIDEO
-  FULL GAME VIDEO REPLAYS

VISIT

ARKANSASRAZORBACKS.COM

FOR THE LATEST NEWS, SCORES, SCHEDULES AND HIGHLIGHTS



GET GREAT PHOTOS, GIFTS AND MORE
ARKANSASRAZORBACKS.COM/PHOTOSTORE

DOWNLOAD MOBILE APPS
AT ARKANSASRAZORBACKS.COM/MOBI



THIS IS

RAZORBACK HOOPS

You want basketball? We've got basketball.

Fans can follow the University of Arkansas women's basketball team on television, on radio and on the internet via a variety of platforms and broadcasts.

This year, the Razorback women's basketball team begins its 23rd consecutive year of complete season broadcasts.

For the third year, the games air as a part of the Arkansas Sports Radio Network, a division of Razorback Sports Properties.

Andrew Reynolds returns for his second season calling all of the action. Reynolds began his association with the Razorback media relations office while just a freshman in college. He got his start calling volleyball, soccer and softball while also serving as the public address announcer for several Razorback teams. He also serves as the department's graphic designer.

In addition to the radio broadcasts, fans can pull up to the tube and catch the Razorbacks in primetime for eight regular-season television broadcasts.

Arkansas' television schedule includes games broadcast on FSN (FS South, FS Southwest, SunSports), the SEC Network (over-the-air syndication), CSS (Comcast Sports Southeast) and the ESPN family of networks.

The Razorbacks also added the non-conference contest with Oklahoma and a road game at Ole Miss on COX Sports television.

Yet another option for fans is the live streaming feature of RazorVision as a part of ArkansasRazorbacks.com. All home games and many road contests are available on-line for a small subscription fee. Log on to ArkansasRazorbacks.com and click on the RazorVision link for more information.

Arkansas head coach Tom Collen also has a regular coach's show that airs on-line at ArkansasRazorbacks.com.

"Courtside with Tom Collen," an award-winning production, is a weekly 30-minute show that airs during the regular season. The show features interviews, game reviews and player profiles throughout the season.

Director of New Media Blair Cartwright (above) returns as the host and the show is available free of charge on ArkansasRazorbacks.com.



This year's affiliates include:

Little Rock	KABZ-FM	103.7	Berryville	KTHS-AM	1480
Fayetteville	KAKS-FM	99.5	Fort Smith	KFPW-AM	1230
Fayetteville	KUOA-AM	1290	Barling	KFPW-FM	94.5
(FM translators 105.3 and 97.9)			Rogers	KURM-AM	790

A photograph of Shameka Christon, a WNBA player, in a light blue Chicago Sky jersey with the number 20. She is in the air, holding a basketball with both hands above her head, preparing to shoot. Two other players in white jerseys are also in the air, attempting to block her shot. The background shows a crowded arena with spectators.

SHAMEKA CHRISTON

THIS IS

THE NEXT LEVEL

The Razorbacks have contributed to the WNBA ranks with four players who have made the rosters. A fifth was invited to try out but did not make the opening day roster.

The most notable player is Shameka Christon. Christon is the most successful Arkansas women's basketball player in the WNBA.

The former SEC Player of the Year and SEC Legend remains the highest drafted women's basketball player in Arkansas history when she was taken fifth overall in the first round by the New York Liberty.

Playing in 33 of 34 regular-season games as a contributor from the bench, Christon helped the Liberty to a second-place finish in the Eastern Division in 2004 and was selected to the All-Star team in 2009 when she led the

Liberty with 16.1 ppg and 31.7 minutes-per-game.

Christon was traded to the Chicago Sky for the 2010 season averaging 8.5 ppg and 2.4 rpg and apg.

In the past seasons, Arkansas has sent nine of its star players into the professional ranks, with four of the most notable standouts helping their teams reach the WNBA playoffs during their rookie seasons.

The most recent draft pick, Lauren Ervin, joined her team in 2009. The Connecticut Sun drafted Ervin in the third round of the 2008 WNBA Draft even though the double-double post threat could not play the 2008 season due to a college career ending ACL injury.

Wendi Willits came home in 2001 with a World Championship ring as a member of the

Los Angeles Sparks. Willits became the second Razorback to make a WNBA regular-season roster. Signed by the Sparks as a free agent, Willits survived the preseason games and graduation to make the opening day roster for L.A.

It was ironic that Willits' Sparks knocked off her former Arkansas' teammate's old WNBA team.

In 1998, Christy Smith became the first Razorback women's basketball player to go to the WNBA. She was the only WNBA player to go from the 1998 Women's Final Four to the 1998 WNBA Playoffs.

Her pro career in 1998 resembled her college days at Arkansas. Drafted 17th overall as the second-round pick of the Sting, Smith started the first 13 games of the WNBA season. Her rookie season looked promising until a



CHRISTY SMITH AND WENDI WILLITS

Rookie Impact

All three of Arkansas' former standouts who made WNBA rosters have helped their teams into the WNBA Playoffs during their rookie seasons. Shameka Christon was part of the turnaround in New York as the Liberty made the WNBA Playoffs in 2004 and Christon was named to the WNBA Rookie Team. Christy Smith went from Final Four to WNBA Playoffs in the same year while Wendi Willits was a member of the LA Sparks' first WNBA Championship.

broken right pinkie sidelined her for six games. She came back to start the season finale for the Sting and played in the Stings' playoff series with eventual WNBA champion Houston.

In 2002, there were four former Arkansas players in WNBA camps. Joining Willits were three free agents, Amy Wright with the Detroit Shock and Karyn Karlin and Shaka Massey with the Miami Sol.

After the 2003 season, Dana Cherry joined Arkansas' WNBA draft list. While union negotiations prevented a draft camp, Cherry impressed the scouts during her senior season to become the 23rd player taken in the 2003 draft, selected by the Charlotte Sting.

Cherry's teammate India Lewis took her three-point shoot-

ing skills to The Netherlands to play for BV Lavy in Amsterdam in 2003 and 2004. Brittney Vaughn earned a spot on the Minnesota Lynx training camp roster and played in exhibition contests in 2008.

Arkansas isn't limited to the WNBA. Karyn Karlin had the chance to play with three pro teams in the year prior to her 2002 training camp appearance with the Sol -- the Finnish league before being picked up by Calais in the French league then on to the Birmingham Power of the National Women's Basketball League.

Celia Anderson signed to play with the Alexander the Great team based in Thessaloniki. Despite being the shortest American post in the league, Anderson led the Greek pro circuit in rebound-



LAUREN ERVIN

ing during the 2002 season. She has returned to Arkansas to pursue a master's degree.

Another member of the Final Four team, Treva Christensen saw action in the Finnish league in 2002 for the Insolo team.

Former Kodak All-American Delmonica DeHorney played for Japan Air Lines for a season after she led the Razorbacks to the NCAA West Regional Finals in 1990 and the Sweet 16 in 1991. DeHorney also played pro ball briefly in France.

Smith was the second Razorback to participate in the WNBA predraft camp. Her former teammate, Kimberly Wilson, worked out during the first-ever predraft camp in 1997. Smith also holds the distinction of being the second Lady'Back drafted by an American pro league. Cheryl Or-



BRITTNEY VAUGHN

cholski was drafted by the Columbus Minks of the old Women's Basketball Association.

ANOTHER CONNECTION

In 2009, the WNBA announced an expansion team that would be located in Tulsa, Okla., and shortly after, the league announced former Razorback men's head coach Nolan Richardson would be the team's first head coach.

Richardson and the Tulsa Shock played to a 6-28 inaugural season record. Richardson also added former Razorback men's assistant coach Wayne Stehlik to the bench as an assistant.

RAZORBACKS IN THE PROS

Celia Anderson.....	Alexander the Great (Greece), 2001	Delmonica DeHorney.....	Japan Air Lines, 1991	Christy Smith.....	Charlotte Sting (WNBA), 1998 & 1999 (17th pick overall; 2nd rd, 1998 draft)
Lonnika Bragg.....	Atlanta Flame (WBCBL), 2006/MVP, 2006 Sundsvall Saints (Sweden), 2008	Lauren Ervin.....	Connecticut Sun (WNBA), 2008-09 (37th pick overall, 3rd rd, 2008 draft) Sundsvall Saints (Sweden) 2009	Brittney Vaughn.....	Minnesota Lynx (WNBA), 2008 Visby (Sweden), 2008-09
Dana Cherry.....	Charlotte Sting (WNBA) 23rd pick overall; 2nd round, 2003 draft	Karyn Karlin.....	Birmingham Power (ABL), 2002 Miami Sol (WNBA), 2002 camp BC Nokia (Finland), 2001 Calais (France), 2001	Rochelle Vaughn.....	Dallas Lady Diesel (WBCBL), 2006 Russia, 2008-09
Treva Christensen.....	Insolo (Finland), 2002	India Lewis.....	BL Levy (Holland), 2004	Wendi Willits.....	Los Angeles Sparks (WNBA), 2001 (Free agent)
Shameka Christon.....	New York Liberty (WNBA), 2004-2009 Chicago Sky (2010-present) 5th pick overall; 1st rd, 2004 WNBA draft; All-Star Team, 2009 Rivas Futura (Spain) 2006 Elizur Ramla (Israel D. I), 2004-05 Hondarribia-Irun (Spain), 2008 Orenburg (Russia), 2009	Shaka Massey.....	Charlotte Sting (WNBA), 2000 (59th pick overall; 4th rd, 2000 draft)	Amy Wright.....	Detroit Shock (WNBA), 2002 camp
		Cheryl Orcholski.....	Columbus Minks (WBA), 1984 (40th pick of 1984 draft)		



THIS IS

BUD WALTON ARENA

Arkansas begins its 18th season in Bud Walton Arena – The Basketball Palace of Mid-America.

When Arkansas joined the Southeastern Conference in August of 1990, then Razorback Men's Athletic Director Frank Broyles knew the athletic facilities had to be upgraded to contend in America's most nationally competitive league.

His attention turned immediately to basketball. The men's basketball team had been very successful, coming off a Final Four trip earlier that year, but they, along with the women's team, played in 9,000-seat Barnhill Arena. One day, Bud Walton, co-founder of Walmart, visited Broyles and asked him what Arkansas needed most to be competitive in the SEC.

Broyles mentioned the need for additional basketball seats and was asked by Walton what a new arena would cost. The figure \$30 million was discussed and Walton offered to pay half. From that visit, fabulous Bud Walton Arena was born.

Ground breaking to grand opening was accomplished in a remarkable 18 months. The Razorbacks played in Bud Walton for the first time in November of 1993. Everything went perfectly during the first full year. Not only did Arkansas men's team sell out the arena, the Razorbacks were unbeaten in their new home (16-0) and won the 1994 national championship.

Bud Walton Arena houses a deluxe museum on the ground level

that includes a tribute to Arkansas' 1994 NCAA Men's Championship and multiple Final Four appearances by both programs as well as the history of Razorback basketball, track and field, baseball, tennis and golf. Eye-catching displays on the concourse level salute recent Razorback highlights.

The 2004 season marked the debut of a new custom scoreboard in the shape of a basketball hoop. The board, 24 feet, three inches wide by 22 feet tall, features four video screens, each 12 feet, six inches wide by eight feet, 10 inches tall. An LED ring at the top is used to display game statistics.

Enhancements prior to the 2009 season included the addition of



BUD WALTON FACTS

23

Opened..... 1993
 Capacity 19,200
 First Women's Game80-68 win
 DePaul, Dec. 8, 1993
 Record at Bud 178-70 (17)
 Collen at Bud 46-12 (4)
 Biggest Women's Crowd 14,163
 67-64 win over Wisconsin
 March 23, 1999 (WNIT title)
 Biggest Crowd in 10-11..... 6,149
 Jan. 30, 2011 vs. #5 Tennessee
 Most Points in a Game..... 110
 vs. Providence, Nov. 16, 1998
 2010-11 Best... 6,149 vs. Tennessee
 NicknameThe Basketball
 Palace of Mid-America
 Scoreboard.....22 Feet Tall
 Four video boards 12'6"x 8'10"
 Named.....For James "Bud" Walton
 co-founder of Walmart
 Did you know...When Bud Walton
 was built, it had more seats in
 less space than any other facility
 of the same type in the world.

courtside seating, electronic signage at the scorer's table, new retractable seats in the lower level, electronic ribbon boards along the bottom of the upper deck, replacing the Razorback on the court with the classic Razorback logo and opening up the student section by converting it from chairback seats to benches.

Eight suites were added prior to the 2008 season, raising the total to 47.

Changes to the facility took place again for the 2011-12 season, most noticeably, a new paint scheme on the court along with some behind-the-scenes updates.

As captivating as the displays, museum and championship banners are hanging from the arena floor's ceiling, the aspect of the facility demanding the most attention is spirit. Every game still produces an NCAA Tournament-type atmosphere with the exception of the crowd, which

is anything but neutral. According to Rosser International in Atlanta, when the arena was built, there were more seats in less space than in any such facility in the world.

It's no wonder the noise level can be absolutely ear-splitting.

From pre-game to post-game, Bud Walton Arena is perfectly choreographed with the band, spirit groups, lighting system, public address, scoreboard and team. Each game at Walton is a rich experience leaving Razorback fans hungry for more.




2011-12 RAZORBACKS

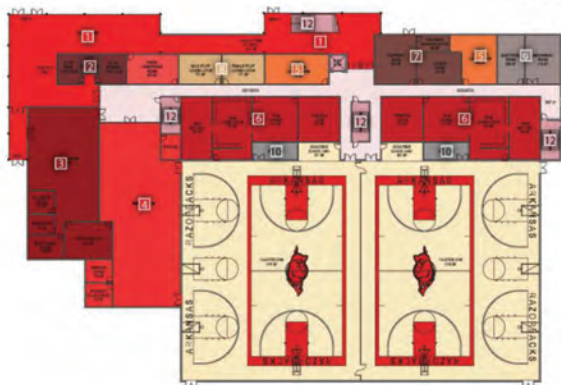


- Two Full-Size Practice Courts*
- Locker Rooms*
- Weight Room*
- Athletic Training Center*
- Coaches Offices*
- Team Meeting Rooms*

FUTURE RAZORBACK BASKETBALL FACILITY



FIRST FLOOR



SECOND FLOOR



- 1 ENTRY LOBBY / HALL OF FAME
- 2 RESTROOMS
- 3 ATHLETIC TRAINING
- 4 WEIGHT ROOM

- 5 COACHES' LOCKERS
- 6 PLAYER LOCKER ROOMS
- 7 EQUIPMENT ROOM
- 8 STAFF LOCKERS

- 9 MECHANICAL / ELECTRICAL
- 10 STORAGE
- 11 CIRCULATION
- 12 VERTICAL CIRCULATION

- 13 RECEPTION / WAITING AREA
- 14 RESTROOMS
- 15 STAFF OFFICES
- 16 COACHES' OFFICES

- 17 VIDEO / FILM ROOM
- 18 CONFERENCE ROOM
- 19 COACHES' BALCONY
- 20 FUTURE ROOFTOP TERRACE

- 21 STORAGE
- 22 COPY / KITCHEN AREA
- 23 CIRCULATION
- 24 VERTICAL CIRCULATION



THIS IS

OUR HOME AWAY FROM HOME




2011-12 RAZORBACKS





2011-12 RAZORBACKS



TUSK IV

THIS IS

A MASCOT LIKE NO OTHER



2011-12 RAZORBACKS

The wild hogs known as razorbacks native to the Arkansas wilderness bear no resemblance to the typical barnyard pig of today. The untamed razorback hog was a lean, feral animal that was ill-tempered. It fought and defeated anything that crossed its path, man or beast. Turn of the 20th century outdoor magazines lauded the razorback as “the most intelligent of all the hogs and is likewise the most courageous. . . . He has a clear, farseeing eye.”

Except for the rare sighting in the Australian Outback, the Razorback only exists today in the form of Arkansas’ players and fans. A Russian boar, which closely resembles the wild hog of Hugo Bezdek’s day, currently serves as the official live mascot.

Tusk IV is cared for by the Stokes family of Dardanelle, Ark., and travels to home games and special events for the Razorbacks. Tusk IV is supported by the legacy program known as the Tusk Fund, and fans can participate by sending their support care of the Razorback Foundation, Inc. Tusk III made his debut in 2010 after the unexpected passing of his brother, Tusk II, following Arkansas’ AutoZone Liberty Bowl win over ECU in January, 2010.

Tusk IV began making appearances in the spring of 2011 and assumes a full schedule of duties for the 2011-12 season.

While yearbook references as early as 1914 of a hog on the sideline at football games, a formal live mascot prior

to the Tusk line dates back to the 1960s with a series of hogs that represented Arkansas. In addition to appearances at games, they have gained a reputation for fierce behavior.

Big Red III escaped from an exhibit near Eureka Springs in the summer of 1977 and ravaged the countryside before being gunned down by an irate farmer. Another live mascot, Ragnar, was a wild hog captured in south Arkansas by Leola farmer Bill Robinson. Before Ragnar’s spree was done, the mighty animal had killed a coyote, a 450-pound domestic pig and seven rattlesnakes. Ragnar died in 1978 of unknown causes.

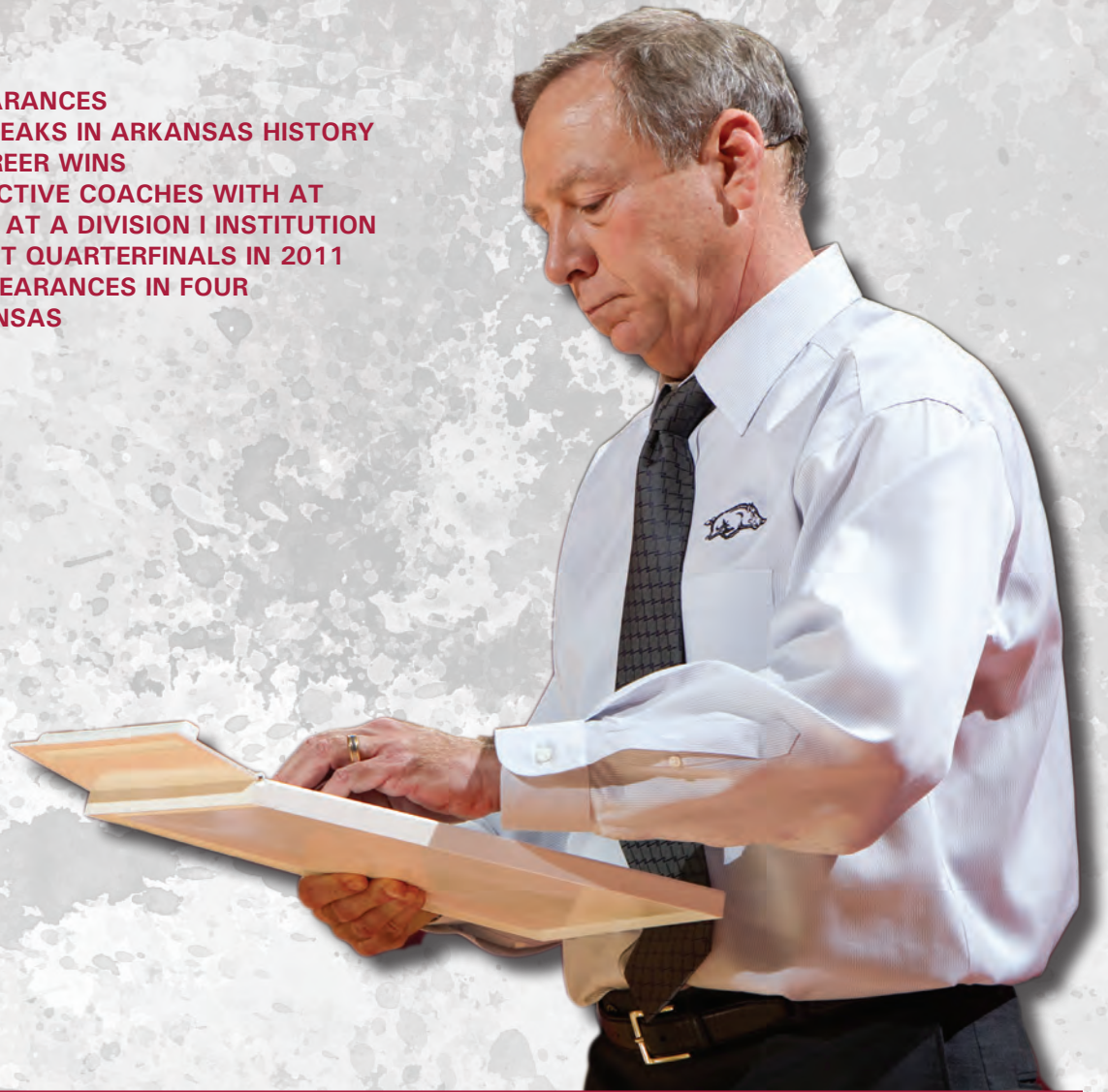


2011-12 RAZORBACKS
Arkansas Women's Basketball
The Staff

RAZORBACK COACHES AND SUPPORT STAFF

30

- 12 WINNING SEASONS
- 10 POSTSEASON APPEARANCES
- TOP TWO WINNING STREAKS IN ARKANSAS HISTORY
- APPROACHING 300 CAREER WINS
- RANKS 21ST AMONG ACTIVE COACHES WITH AT LEAST 10 YEARS AT A DIVISION I INSTITUTION
- LED ARKANSAS TO WNIT QUARTERFINALS IN 2011
- TWO POSTSEASON APPEARANCES IN FOUR YEARS AT ARKANSAS



TOM COLLEN

Head Coach ♦ Fifth Season at Arkansas

When Tom Colleen answered the call to return to the University of Arkansas, he knew he was coming home.

The seventh head coach in Razorback history, Colleen served as the first assistant head coach during the mid-1990s. His recruiting work led to one of the greatest moments in Arkansas history – the 1998 Final Four.

His recruits were the key to a golden age of women's basketball at Arkansas in the mid-to-late 1990s. It would be the same process in the 21st century, and Colleen got to work immediately.

The fall signees for the Class of 2008 put the Razorbacks among the top 25 in recruiting.

By January 2008, Colleen had the current Razorbacks in The Associated Press Top 25. That made Colleen only the ninth coach in women's college basketball history to take three different programs into the AP rankings, and he had done it in only 10 seasons.

In his four seasons with the Razorbacks, Colleen has coached five all-Southeastern Conference selections including SEC Co-Freshman of the Year C'eira Ricketts and the SEC's Sixth Player of the Year Charity Ford.

His Arkansas teams have produced nine SEC Academic Honor Roll selections, three league community service team picks and several SEC Players of the Week, most recently Quistelle Williams who earned freshman of the week honors in 2009-10.

RAZORBACK COACHES AND SUPPORT STAFF



Collen's road home to Arkansas started in the Blue Grass state.

Settled in at Louisville and putting the Cardinals in the top 25 and the NCAA second round, Collen earned his 200th career victory that season and seemed ready to move UL into the Big East elite.

Then, the phone rang and Collen came home.

"Some of my fondest memories both as a person and as a coach are from my time in Fayetteville," Collen said. "I have always felt that Arkansas has the potential to excel at the national level. We proved that during my tenure here as the recruiting coordinator that resulted in an appearance at the Final Four."

Collen served as the recruiting coordinator for four seasons at Arkansas from 1993 until departing to become the head coach at Colorado State in 1997.

"I know the keys to success in building this program to new heights. I know we need to keep the best players in the state, and I will do everything in my power to make that happen," Collen said.

In his final two seasons with Arkansas, Collen was promoted to assistant head coach for the Razorbacks.

"I developed great working relationships with many of the people here and those friendships proved to be very important in the decision to return to Arkansas," Collen said.

The national coach of the year in 1999, Collen is one of the top women's coaches in the game today by any measure. Along with his career percentage rankings, Collen won his 200th game in 2006-07, and in doing so put him on yet another list of coaching greats -- the fastest to 200 wins.

His 2006-07 Louisville team made history for the Cardinals by achieving the first national ranking in school history. Behind the presence of Big East Player of the Year Angel McCoughtry, only the second player in Big East history to lead the league in scoring and rebounding, Collen's Cardinals closed the season with a school-record 27 wins and came within minutes of reaching the Sweet 16 for the first time ever.

Collen brings a reputation for re-

cruiting and resurrecting programs to the Arkansas position. In his first decade as a head coach, his teams have nine post season appearances and racked up eight 20-win seasons.

In fact, across the span of his entire women's basketball coaching career, Collen has never been on a coaching staff -- head coach, assistant head coach or assistant coach -- that recorded a losing season.

During his career as an assistant and head coach in Division I, Collen's recruiting has been singled out as among the best in the nation.

One of the most sought-after assistant coaches in America during his early career, he recruited the athletes that put Purdue and Arkansas into their first Final Four appearances. During his 14 seasons as a full-time assistant with Utah, Purdue and Arkansas, Collen produced 10 recruiting classes that ranked top 20 in the nation.

His final class at Utah ranked 19th, starting an eight-year run in the top 20 for the up-and-coming recruiter. Collen's seven-year tenure at Purdue resulted in seven consecu-

RAZORBACK COACHES AND SUPPORT STAFF



The Collen Family (l-r): Tom, Logan, Reese, Nicki and Connor.

tive recruiting classes ranked in the top 20, including the top class in the nation in 1989. At Arkansas, his final two recruiting classes were ranked top 20 with the 1996 class achieving the highest ranking in school history at fifth.

Perhaps the most recognized recruit in Collen's Arkansas career was future University hall of fame point guard Christy Smith who led the Razorbacks to the 1998 Final Four. However, the recruiting classes during his four years as Arkansas' recruiting coordinator included Parade All-Americans like Tennille Adams, 1998 NCAA West Regional MVP Sytia Messer and the second all-time three-point shooter in SEC history Wendi Willits. On the court, Collen's defensive mastery turned Arkansas into a 20-game winner after one season. The Razorbacks posted two post-season appearances during his four years.

Departing Arkansas after the 1997 season to take over the Colorado State program, he turned the Rams into champions in his first season. The Rams took the Western Athletic Conference regular season title winning 24 games and advancing to the NCAA second round.

The next season, CSU ran the table in the WAC with a school-record 33-3 mark to advance to the NCAA Sweet 16 for the first and only time in school history. Led by Ram superstar Becky Hammon and fellow All-American Katie Cronin, Collen's second year team put Colorado State on the map and earned conference, regional and national coach of the year honors for Collen.

While the accolades came for the 1999 team, Collen earned them again the following year as he guided the Rams to another 20-win season in 2000. Rebuilding without Hammon and company, CSU reached the post season and advanced three games into the Women's NIT before losing in the semifinals.

With a new foundation recruited to Fort Collins, Colorado State returned to the NCAA tournament in 2001 and 2002. Changing conferences in 2001, the Rams took the Mountain West tournament title in 2001 and the MVC regular season title in 2002.

After the 2002 season, Collen appeared bound for the SEC at Vanderbilt, but the Commodores withdrew their offer after mistakenly interpreting the veteran coach's academic re-

HEAD COACHING CAREER

Colorado State | | **Five Seasons (1997-2002)** | | **129-33 (.796)**

After his five years with the Rams, Collen ranked third in the nation in winning percentage among active coaches.

- ✓ Set school records for most wins in a single season (33)
- ✓ Best NCAA finish (Sweet 16 in 1999)
- ✓ Highest national ranking (4th)
- ✓ National Coach of the Year, 1999
Women's Basketball News Service
Women's Basketball Journal
- ✓ Western Athletic Conference Coach of the Year, 1999
- ✓ WBCA District VII Coach of the Year, 1999
- ✓ Kodak All-American and Three-time MVC Player of the Year
Becky Hammon

1997-98	24-6 (NCAA second round)
1998-99	33-3 (NCAA Sweet 16) WAC Regular Season Champion
1999-2000	23-10 (WNIT semifinals)
2000-01	25-7 (NCAA second round) Mountain West Tournament Champions
2001-02	24-7 (NCAA first round) Mountain West Regular Season Champion

Louisville | | **Four Seasons (2003-2007)** | | **88-37 (.704)**

First resurrected the Louisville program from an 11th-place finish in Conference USA the year prior to his arrival into a 20-win, post-season team. Proceeded to soar the Cardinals to heights previously unheard of at UL.

- ✓ Set the school record for most wins in a single season (27)
- ✓ First ever national ranking in AP and USATODAY
- ✓ School record for home win streak and consecutive wins
- ✓ Recruited/coached the Big East Player of the Year in 2007
- ✓ Kodak All-American in 2007
Angel McCoughtry
- ✓ Only the second coach in UL history to earn three straight NCAA bids
- ✓ Fastest run to 20 wins in Louisville history

2003-04	20-10 (WNIT first round)
2004-05	22-9 (NCAA first round)
2005-06	19-10 (NCAA first round)
2006-07	27-8 (NCAA second round)

Arkansas | | **Four Seasons (2007-present)** | | **69-57 (.548)**

Returned to Arkansas as head coach, and had an immediate impact with a top 25 recruiting class. His first Razorback team broke the school record for consecutive wins with a 15-0 start and AP ranking before season-ending injuries took the roster down to nine scholarship players.

- ✓ Five players selected to SEC postseason honors
- ✓ C'eira Ricketts earned Associated Press All-America honors
- ✓ Ricketts earned a gold medal with the U19 World Championship team in 2009
- ✓ Reached WNIT Quarterfinals in 2001
- ✓ Four SEC Weekly honors in 2010-11

2007-08	17-13
2008-09	18-14 (WNIT 2nd Round)
2009-10	12-18
2010-11	22-12 (WNIT Quarterfinals)

TOTALS

at Colorado State	129-33
at Louisville	88-37
at Arkansas	69-57
13 Seasons	286-127 (.692)

RAZORBACK COACHES AND SUPPORT STAFF

cord from his graduate work at Miami of Ohio. Taking a year off from coaching in 2002-03, Collen was vindicated by the registrar's office at Miami.

The next year, Collen took over the Cardinals and had the same immediate impact experienced at Colorado State. With a single returning starter, Collen led Louisville to a 20-win season and the first appearance in the Conference USA tournament semifinals since 1999. His coaching turned Sara Nord into an All-America candidate that led the Cardinals into the post season.

In his second year, Collen had UL leading C-USA before losing one of his starting forwards, Missy Taylor, to a torn meniscus. Turning to one of his freshmen recruits, Yuliya Tokova, Collen rebuilt the Cardinals who finished the season with a powerful surge to reach the C-USA finals for the first time since 1998. In the title game, UL took its second hit with a

torn ACL to Tokova, yet the Cardinal closed the year at 22-9 and in the NCAA tournament for the first time since 2001.

His time at Louisville first produced three all-freshmen team members three straight seasons with Jazz Covington, Yuliya Tokova and Angel McCoughtry, then all-conference honors peaking in 2007 with McCoughtry's selection as the Big East Player of the Year. Covington became the first Wade Trophy watch list member in Cardinal history.

The 53-year-old native of Lancaster, Ohio, graduated from Bowling Green State University in 1977 with his bachelor's in physical education. He completed his master's in recreational education and in health education at Miami of Ohio in 1983 while serving two seasons as the Red Hawks' graduate assistant coach.

Collen and wife Nicki have twins, daughter Reese and son Connor, and a younger daughter, Logan.



ASSISTANT COACHING CAREER

Miami (Ohio) | Two Seasons (1981-83) | 45-15

- ✓ Two seasons assisting while working on his masters
- ✓ AIAW Tournament Appearance
- ✓ Two Mid-America Conference titles

1981-82	24-9	AIAW Sweet 16
1982-83	21-6	

Utah | Three Seasons (1983-86) | 56-34

- ✓ The 1985-86 recruiting class ranked 19th in the nation

1983-84	19-12	NWIT Tournament
1984-85	16-14	
1985-86	21-8	NCAA Tournament

Purdue | Seven Seasons (1986-93) | 151-53

- ✓ Recruits reach 1994 Final Four
- ✓ 1988 NWIT Runner-up
- ✓ Five consecutive 20-win seasons
- ✓ Four straight NCAA bids, two Sweet 16 finishes
- ✓ All seven recruiting classes ranked in top 20
- ✓ Top class in the nation in 1989
- ✓ Five top 10 recruiting classes

1986-87	18-9	
1987-88	21-10	NWIT runner-up
1988-89	24-6	NCAA second round (AP 15th)
1989-90	23-7	NCAA Sweet 16 (AP 15th)
1990-91	26-3	NCAA second round (AP 5th)
1991-92	23-7	NCAA Sweet 16 (AP 11th)
1992-93	16-11	

**1993-94 team went 29-5 as Big Ten champions and 1994 Final Four

Arkansas | Four Seasons (1993-97) | 77-44

- ✓ Recruits reach 1998 Final Four
- ✓ Three straight post-season appearances
- ✓ Final two recruiting classes ranked top 20
- ✓ 1996 recruiting class highest ranked in UA history (5th)
- ✓ Defensive coordinator from 1993
- ✓ Assistant Head Coach for final two seasons

1993-94	15-14	
1994-95	23-7	NCAA second round
1995-96	21-13	Preseason WNIT runner-up & NWIT 4th
1996-97	18-10	

**1997-98 team went 22-11 to reach 1998 Final Four

TOTALS

at Miami (Ohio)	45-15
at Utah	56-34
at Purdue	151-53
at Arkansas	77-44
16 seasons	329-146 (.693)

BY PERCENTAGE

Active coaches with 10 years experience -- Only Division I wins/losses counted

Name, Team	Yrs.	Won	Lost	Pct.
1. Geno Auriemma, UConn	26	771	124	.861
2. Pat Summitt, Tennessee	36	1071	199	.843
3. Tara VanDerveer, Stanford	32	826	198	.806
4. Kim Mulkey, Baylor	11	298	79	.790
5. Robin Selvig, Montana	33	758	233	.765

6. Gail Goestenkors, Texas	19	480	149	.763
7. Wes Moore, UTC	13	307	99	.756
8. Carey Green, Liberty	12	286	94	.752
9. Andy Landers, Georgia	32	773	259	.749
10. C. Vivian Stringer, Rutgers	40	863	308	.737
11. Curt Miller, Bowling Green	10	234	85	.734
12. Sylvia Hatcher, N Carolina	25	587	233	.724
13. Jim Foster, Ohio State	33	740	287	.721
14. Muffet McGraw, Notre Dame	29	644	252	.719
15. Brenda Frese, Maryland	12	278	111	.715

16. Joane P. McCallie, Duke	19	430	174	.712
17. Gary Blair, Texas A&M	26	596	242	.711
18. Joe McKeown, N'western	25	553	226	.710
19. Bill Fennelly, Iowa State	23	520	213	.709
20. Kevin Borseth, Michigan	13	283	123	.697
21. TOM COLLEN, Arkansas	13	286	127	.692
22. Sherrie Coale, Oklahoma	15	336	155	.684
23. Melanie Balcomb, Vanderbilt	16	350	162	.684
24. Kristy Curry, Texas Tech	12	267	124	.683

RAZORBACK COACHES AND SUPPORT STAFF

34



GREG COLLINS

Assistant Coach ♦ Fifth Season at Arkansas

Published author isn't a phrase often tossed around in coaches' biographies, but Arkansas assistant coach Greg Collins isn't the average women's college assistant coach.

Considered one of the top X-and-O coaches in the women's game, Collins provided drills for one of the standard books on women's basketball. He has a long career of being one of the top drill masters and scouts in women's basketball, both at the college and professional level.

His impact extends to the recruiting efforts at Arkansas as he was key in the signing of the highest rated player in the Razorbacks top 25 Class of 2008, Louisville product C'eira Ricketts.

In her first year, Ricketts earned SEC Freshman of the Year honors as well as selection to the SEC Second Team. She was an AP All-America selection and won a gold medal with the USA U19 team in international play.

Collins joined the University of Arkansas in 2007 after serving with incoming head coach Tom Collen at Louisville for the past several seasons. At Louisville, Collins worked with the Cardinals scouting, and retains that game coaching assignment along with day-to-day court work with Arkansas.

Collins works with post players developing three into professionals. He assisted former Razorback Lauren Ervin on the court, then played an important role in preparing her for the 2008 WNBA Draft. Even though Ervin missed the entire second half of the season with a torn ACL, she was drafted by the Connecticut Sun in the third round.

At Louisville, Lori Nero was drafted by the Houston Comets before going on to a highly-successful European career. Jazz Covington also stars in Europe.

"We're fortunate that we were able to convince Greg to leave," Collen said. "He grew up and was raised in Kentucky, but give him time and the folks here will believe he's a native Arkansan."

RAZORBACK COACHES AND SUPPORT STAFF



The floor work and scouting breakdowns by Collins for the new Arkansas coaching staff are vital to the team's future success.

"He is one of the finest at individual instruction I know, and his expertise and enthusiasm are a huge addition to the program," Collen said.

Collins was a five-year veteran at Louisville, working the past four seasons for Collen. A former AAU coach for Derek Smith All-Stars, his youth teams produced three Miss Kentucky Basketball winners and was ranked among the top 15 programs in the country. He served as assistant athletic director and assistant coach at DuPont Manual High School in Louisville prior to becoming a member of the UL women's staff.

During his career, he has been a contributor to the coaching technique book, *Five-Star Girls' Basketball Drills*, and served as an advance scout for the WNBA New York Liberty.

Collins also was one of the first women's coaches in the country to put advanced video software to work for a college team. He brings that experience from assisting with the development of one of the country's top coaching video programs to Arkansas, and works with the Razorbacks to enhance the program of video analysis to assist the Arkansas players and staff.

His work with video also extends to developing talent behind the keyboard. Six of his former video assistants are now working full-time with hoops teams including the NBA's Cleveland Cavaliers, Orlando Magic and Sacramento Kings plus college teams including Miami, Marquette and Florida State.

A Louisville native, he earned his bachelor's degree from UL in marketing in 1988, then finished a master's in business education from UL in 1994. Collins married the former Rae Tribble in the summer 2010.

COACHING CAREER

Personal

Wife: Rae Tribble

Assistant Coach

Louisville || Four Seasons (2004-2007) || 88-37 (.704)

- ✓ Set the school record for most wins in a single season (27)
- ✓ First ever national ranking in AP and *USATODAY*
- ✓ School record for home win streak and consecutive wins
- ✓ Recruited/coached the Big East Player of the Year in 2007
- ✓ Member of three straight NCAA bid teams

2003-04	20-10 (WNIT first round)
2004-05	22-9 (NCAA first round)
2005-06	19-10 (NCAA first round)
2006-07	27-8 (NCAA second round)

Arkansas || Four Seasons (2007-present) || 69-57 (.548)

- ✓ Helped Arkansas to a top 25 recruiting class in his first year
- ✓ Works with post players and scouting at Arkansas

2007-08	17-13
2008-09	18-14
2009-10	12-18
2010-11	22-12

TOTALS

at Louisville	88-37
at Arkansas	69-57
8 Seasons	157-94 (.625)



NICKI COLLEN

Assistant Coach ♦ First Season at Arkansas

Nicki Colleen made her return to coaching July 1, 2011, joining husband Tom Colleen as an assistant for the Razorbacks.

Nicki stepped away from coaching to start a family but steps in at Arkansas during a time that the Razorbacks are rich with guard-driven talent – her area of expertise.

Nicki will focus on the continued development of Arkansas guards as well as assume the role of defensive coordinator for the Razorbacks.

Arkansas' guard pool includes All-Southeastern Conference honorees seniors Lyndsay Harris and C'eira Ricketts among others.

"Nicki will contribute in many ways," head coach Tom Colleen said. "First and foremost, she can continue the development of our young and talented guards and take their game to another level. She was a point guard in college and she has a great mind for the game. Nicki will also take on the role of defensive coordinator which she has done for me in past. I take great comfort in her knowing how I think and what I want, so we should be on the same page from the beginning."

Nicki was on the bench with Colleen during his coaching stints at Louisville and Colorado State. At Louisville, she filled the roles of an assistant coach (April 2003-June 2004) and director of basketball operations (July 2004-Dec. 2005) coordinating team travel and scheduling, doing film breakdown, handling summer camps, recruiting and scouting. Her on-court coaching duties encompassed all elements of the game with a specialization in guard development for the Cardinals.

RAZORBACK COACHES AND SUPPORT STAFF



Nicki arrived at Louisville after one season as an assistant coach at Ball State. While at Ball State her main coaching responsibilities were working with the point guards and assisting in recruiting.

Prior to her coaching at Ball State, she served two seasons as an assistant at Colorado State where she handled recruiting, scouting, team travel, guard development and all aspects of on-court coaching. In her two seasons with the Rams she helped guide them to a 47-17 overall record and the 2002 Mountain West Conference Title.

While at Colorado State, Nicki was also the color analyst for women's basketball during the 2000-01 season. She continued to work in television serving as a color analyst for numerous telecasts including Razorback women's basketball and softball.

Before her tenure at Colorado State, Nicki played basketball professionally for one season with the BCM Alexandros Team in Greece. From 1993-95, the former Nicki Taggart, helped guide Purdue to two Big Ten Titles and a Final Four appearance in 1994.

Nicki transferred to Marquette for her final two seasons, guiding them to two consecutive NCAA Tournament appearances. While at Marquette, she earned all-conference honors and finished her senior season ranked third in the nation in assists. Upon graduation, she held the league record for career assists average with 7.0 per game. She earned her bachelor's degree in mechanical engineering from Marquette, graduating with honors in 1997.



COACHING CAREER

Assistant Coach

Colorado State || Two Season (1999-00, 2001-02) || 47-17

- ✓ Handled recruiting, scouting, travel, guard development
- ✓ Coached team to two Mountain West Conference titles

1999-2000 23-10 (WNIT Semifinals)

2001-02 24-7 (NCAA first round)

Mountain West Regular Season Champion

Ball State || One Season (2002-03) || 21-10

- ✓ Worked with point guards and assisted with recruiting
- ✓ Second round of WNIT

2002-03 21-10

MAC Western Div. Champions

Louisville || One Season (2003-04) || 20-10 (.667)

- ✓ Served as defensive coordinator and worked with guards
- ✓ Worked as Director of Basketball Ops from 2004-05

2003-04 20-10 (WNIT first round)

TOTALS

at Colorado State	47-17
at Ball State	21-10
at Louisville	21-10
4 Seasons	89-37 (.706)

RAZORBACK COACHES AND SUPPORT STAFF

38



TARI CUMMINGS

Assistant Coach ♦ First Season at Arkansas

Tari Cummings joined the University of Arkansas women's basketball staff in May 2011 as an assistant coach for the Razorbacks.

Cummings assists Arkansas as the team's recruiting coordinator, works with the Razorback forwards and is the team's liaison with the academic center.

Cummings comes to Arkansas by way of the University of Houston where she spent two seasons working with the Cougars as the team's recruiting coordinator.

While at Houston, Cummings worked with the guards and helped the Cougars play to a perfect 16-0 mark, the conference title and an NCAA Tournament appearance. In addition she coached and mentored three players who are currently playing in the professional ranks.

Cummings came to Houston after two seasons at the University of Cincinnati where she served in the same capacity. Cummings worked with the Bearcat post players and served as the academic liaison and recruiting coordinator.

Prior to her time at UC, Cummings spent four seasons at Arkansas-Fort Smith under long-time head coach Louis Whorton, where she helped the Lions to three NJCAA National Tournament appearances, including a pair of final fours and a consolation championship. She coached and mentored three NJCAA All-Americans during her tenure at UA-Fort Smith while being responsible for the development of the team's post players and serving as the recruiting coordinator.



Cummings and daughter Tiya.

RAZORBACK COACHES AND SUPPORT STAFF



She played her college ball at UA-Fort Smith (then Westark College), where she earned All-American honors in 1999 and helped the Lions place seventh in the NJCAA National Tournament in 1997-98. She finished with 1,262 career points, ranking third in the program's history. She went on to play two seasons at Oklahoma State University, where she was an All-Big 12 performer in 2001-02, averaging 13.1 points per contest and leading the Cowgirls with 6.9 rebounds per game.

Cummings earned her associate of arts degree from Westark College in 1999 and received a B.S. in sociology from Oklahoma State in 2003. She is a native of Pocola, Okla., and has an 11-year-old daughter, Tiya.

COACHING CAREER

Assistant Coach

Arkansas-Fort Smith || Four Seasons (2003-07) || 85-20*

- ✓ Monitored student-athlete academic progress
- ✓ Coached post players and had on-court instruction duties
- ✓ Camp coordinator

2003-04	28-6	Region II Champions
2004-05	31-3	Region II Champions
2005-06	26-11	Region II Champions
2006-07	Not Available	

University of Cincinnati || Two Seasons (2007-09) || 26-33

- ✓ Monitored student-athlete academic progress
- ✓ Handled all aspects of recruiting
- ✓ On-floor instruction

2007-08	12-16
2008-09	14-17

University of Houston || Two Seasons (2009-11) || 43-21

- ✓ Monitored student-athlete academic progress
- ✓ Handled all aspects of recruiting
- ✓ On-floor instruction
- ✓ Opponent break down and scouting

2009-10	17-15
2010-11	26-6

TOTALS

at UAFS	85-20
at Cincinnati	26-33
at Houston	43-21
at Arkansas	TBA
8 Seasons	154-74 (missing one season)

RAZORBACK COACHES AND SUPPORT STAFF

40



AMBER SHIREY

Director of Basketball Operations ♦ 20th Season

Amber Shirey is the only person who gets an asterisk by her years of service.

While this is her 19th season as a part of the coaching staff, she has been a part of Arkansas women's basketball for the past 22 years.

Arriving in Fayetteville as a highly recruited freshman point guard in 1988, Shirey has always been considered a legend by the fans.

As a player, she took Arkansas to its Southwest Conference pinnacle with two championships, the 1990 NCAA West Regional Finals, and three NCAA appearances.

As a coach, she managed to wipe out her own accomplishments as the 1998 team went one step further by reaching the Final Four.

She broke new ground once again as the executive director of basketball operations for new head coach Tom Colten in 2007-08.

Colten's return reunites the fellow assistant coaches under former Razorbacks' skipper Gary Blair in the late 1990s.

"I really believe our staff would not have been complete without my ability to retain Amber," Colten said. "Everyone in the state identifies Arkansas women's basketball with the tradition that Amber established back in the late 1980s as a point guard."

As the executive director, Shirey brings her duties with scheduling to the existing assignments for the operations director for travel and summer camps. Colten added the responsibility for Shirey as the coordinator for on-campus recruiting activities.

Voted by the University of Arkansas Lettermen's Club into the Arkansas Hall of Honor in 2002, she was honored by the university and the Southeastern Conference at the 2003 women's basketball tournament as one of the league's legendary players.

What appears to be such an incredible career seems rather natural to Shirey.

"This gives me an opportunity to give something back to the program and the people of Arkansas that helped me through my career," Shirey said. "When you're in high school in Arkansas, most kids dream about being a Razorback."

One of the most decorated athletes in women's history at Arkansas, Shirey was the first women's student-athlete selected to receive a NCAA Postgraduate Scholarship.

She closed her career as one of two players in school history to rank on four career total lists (points, 6th; rebounds, 10th; steals, 2nd; assists, 1st). While no longer Arkansas' all-time assist leader with 538, Shirey still holds the record for consecutive games started, 87. Twice named All-Southwest Conference, she was the MVP of the 1991 SWC tournament, leading Arkansas to the first non-Texas title.

Shirey equaled her court performance in the classroom. A kinesiology major, she had over a 3.9 GPA, and twice was voted to the College Sports Information Directors of America's Academic All-America Team. She was a three-time conference academic team member.

An Arkansas native, Shirey led Newark High to a 36-6 record her senior year and the Class B state title with 28.1 ppg. Senior class president and valedictorian, she graduated with a 4.18 GPA on a 4.00 scale. Shirey was named state player of the year as a senior and two-time AAU All-American, leading the Arkansas Pipers to the 16-and-under national championship in 1987.

She is married to Jason Shirey. Coach of the Fayetteville High softball team, Jason led the Lady Bulldogs to back-to-back state championships in 2006 and 2007. The Shireys have three children, a son, Ross, and daughters, Reese and Rheid.



The Shireys (l-r): Jason, Rheid, Reese, Ross and Amber.

RAZORBACK COACHES AND SUPPORT STAFF



TODD BARBOUR Director of Strength and Conditioning for Olympic Sports

Todd Barbour joined the Razorback staff as Arkansas' director of strength and conditioning for Olympic sports in the summer of 2008.

Barbour has 15 years of experience in the strength and conditioning field and joins the athletic department staff after spending the four previous years as the director of performance at the Performance and Wellness Institute in Greeley, Colo.

He also spent five years as an assistant strength and conditioning coach at Oregon State, and five years as a high school strength and conditioning coach as well as a football and softball coach in Billings, Mont.

Barbour earned his bachelor's in physical education and sports science from the University of Idaho in 1994. He earned certification from the National Strength and Conditioning Association in 2001 and the Collegiate Strength and Conditioning Coaches Association in 2002.

At the Performance and Wellness Institute, he designed, developed and implemented philosophy and principles for fitness, regeneration, rehabilitation and pre-habilitation. He also designed the new facility, budgeted, and researched and purchased all equipment.

Barbour assisted in the development and implementation of protocol for orthopedic evaluations, injury screens, athletic consults, emergency procedures, "performance inhibitors" and post-surgical workout evaluations. He recruited athletes in the sports of baseball, softball, golf, volleyball, football and basketball to train in northern Colorado at the Performance and Wellness Institute.

A presenter and participant in regional and national conferences and seminars on strength and conditioning and sport nutrition, he has also been a director and presenter at pre-season, in-season and summer training camps, and designed and presented a speed and agility demonstration at the NSCA State Clinic hosted by the Oregon State Strength and Conditioning Department.

At OSU, where he was hired by football coach Dennis Erickson and was the first assistant for football, he was a coach and presenter at summer camps for football, baseball, softball and basketball.

Barbour and his wife, Angie, have three sons, Tysen, Ayden and Tanner.



JEREMY BRAZIEL Basketball Athletic Trainer

Jeremy Braziel took over as the women's basketball athletic trainer just before the start of fall drills for the women's basketball team in October 2006.

In addition to his women's basketball duties, Braziel is the athletic trainer for the Razorback women's golf team and oversees a graduate assistant handling the Razorback swimming and diving team. Braziel is also the Athletic Training Room's lead on emergency action planning, Olympic Sports purchasing and ordering and Olympic sport athletic training room facility maintenance.

Braziel came to Arkansas from the University of Tennessee at Martin where he handled the day-to-day athletic training needs of the football team. In addition, Braziel was an adjunct instructor at UT-Martin.

During his three-and-a-half-year tenure with UT-Martin, Braziel also was responsible for designing and implementing an emergency action plan, handling bidding and ordering of supplies, supervising students, coordinating insurance payments and overseeing the university's drug testing procedures.

Braziel has completed his graduate course work at Ohio State University towards his master's degree in allied health management. He worked with the women's ice hockey and volleyball teams while with the Buckeyes.

A 2000 graduate of Oklahoma State University with his bachelor's degree in athletic training, Braziel worked with the Cowgirls basketball team among other assignments.

In addition to his collegiate athletic training experience, Braziel has worked with several professional football teams including the Dallas Cowboys and Philadelphia Eagles, but perhaps his most unique resume line is working with NFL Europe, serving as an athletic trainer for the Scottish Claymores in Glasgow.

Along with women's basketball, Braziel will serve as the athletic trainer for the Razorbacks' nationally-ranked women's golf team.

Braziel and wife, Diana, have a son, Chase, and reside in Fayetteville.



JEFF BRAZIL Director of Video Operations

Jeff Brazil began his career with the Razorback women's basketball team in 2007. Brazil served the Razorbacks for three seasons as the assistant video coordinator and was elevated into the director of video operations for the 2010-11 season.

Brazil is responsible for all aspects of video editing for the Razorbacks. He helps with film breakdown, digital video exchange and professional highlight videos.

A native of Colcord, Okla., Brazil's experience includes stints as a student manager at Northeastern Oklahoma A&M and Oklahoma State under Eddie Sutton with the men's basketball teams.

In addition, Brazil has worked several camps and clinics throughout the south and midwest including the Tom Collen, Mike Anderson, John Pelfrey, Rick Barnes, Mark Turgeon, Dan Hays and Doc Sadler camps. He has also worked the SEC Tournament Youth Clinic. Brazil is a member of the National Association of Basketball Coaches, the Arkansas Coaches Association and the Women's Basketball Coaches Association.

Recently Brazil assisted former Razorback coach Nolan Richardson and the WNBA's Tulsa Shock with video in 2010-2011.

Brazil is married to the former Sheri McElroy of Springdale, Ark., and is a 2010 University of Arkansas graduate in education. He is currently working on his master's degree.



ANDREA BLAKNEY Basketball Secretary

Andrea Blakney joined the Razorback women's basketball staff in 2000 as the team's administrative assistant. Along with keeping the coaching staff coordinated and relating with the public, Blakney also assists with the annual basketball camps and the team's recruiting data base systems.

Andrea and husband Glen have one son, Travis, daughter-in-law, Jennifer, and granddaughter, Fern. When she's not working in the Razorback office, Andrea enjoys sports, the outdoors, reading and family activities.

RAZORBACK COACHES AND SUPPORT STAFF



WYATT HODGES
Assistant Video Coordinator

Wyatt Hodges begins his third season with Razorback women's basketball. He was named assistant video coordinator in August 2010 and his main responsibilities include the filming of games and film breakdown.

Hodges spent one semester as a student manager under Razorback men's basketball coach John Pelphrey. He has also worked John Pelphrey and Doc Sadler basketball camps.

A Spokane, Mo., native, Hodges was a member of a state tournament team, helping the Owls to the Elite 8 and a 22-7 overall record.

Basketball runs in Wyatt's family as his father, Garry, is an assistant basketball coach at North Arkansas College in Harrison, Arkansas.

Hodges is the son of Garry and Karen Hodges and has three older sisters: Heather, Shannon, Brooke, and a twin brother, Grant.



ASHLEA WILLIAMS
Graduate Assistant

Ashlea Williams joined the Razorbacks as a student assistant for the 2010-11 season and returns again for 2011-12.

Williams provides both day-to-day and game day services including practice preparation, statistical monitoring and assistance with video and travel.

A three-year member of the team, injuries sidelined Williams much of her junior season.

Born Ashlea Marie Williams on May 24, 1989, she is the daughter of Steven and Navita Williams of Springfield, Mo. She has one older brother, Ayrton, a younger brother, Byron, and a sister, Witney.

The women's basketball support staff includes manager Morgan Myrick, manager Kendall Ruff, assistant video coordinator Wyatt Hodges, manager Jacob Tolman, and manager Amanda Coughlin.



TAMESHA GREENLEE
Academics

Tamesha Greenlee returned to the Razorback academic center in August 2008 as a full-time assistant academic coordinator. Greenlee works with the women's basketball team and her duties include monitoring academic progress to ensure student-athletes are meeting University, Southeastern Conference, and NCAA requirements, tracking continuing eligibility, and providing registration and advising services.

Prior to her fall hiring in the academic center, Greenlee worked as a student development specialist and communications coordinator at Arkansas for two years.

A 2004 honor graduate of Arkansas Tech in speech communications, she worked with both the ATU Wesley Foundation and several of ATU's student affairs offices during her undergraduate days. Greenlee was an honor graduate of Nashville High in Nashville, Ark., and earned her master's degree at the University of Arkansas in higher education in 2006.



MICHAEL JENNINGS
Graduate Assistant

Mike Jennings joined the Razorback women's basketball team as a manager for the 2010-11 season and moves to graduate assistant in 2011-12. Fans have seen Mike on the sidelines as he helps prepare and maintain the bench area, prepare coaches for timeouts and assist players as they transition in and out of the game. Mike also assists with statistics, equipment and team travel often arriving at the plane before the team and staying long after players and coaches have gone.

A native of Dstrehan, La., Mike is the son of Scott and Toni Jennings. He graduated in 2011 with a degree in kinesiology P-12 from Arkansas.



RAZORBACK COACHES AND SUPPORT STAFF



THIS IS

Cheer, Pom & Mascots

JEAN NAIL
Spirit Group Coordinator

Jean Nail is in her 31st year as spirit group coordinator for the Razorbacks. She coordinates the selection and performance schedule of the Razorback Cheerleaders, Pom Squads, RBI Girls and mascots.

As Director of Spirit Squads and the Razorback Mascots, Nail and her staff Kraig Jimenez (cheer coach) and Brooke Bailey (dance coach) pace their student spirit leaders through daily practices in preparation for the Razorback football, men's and women's basketball, baseball, volleyball, gymnastics and tennis events. The groups also appear at various university functions and many community service events throughout the year. They are active in summer camp seminars and national competitions. Under Nail and her staff the squads have won numerous competitive awards.

Nail is married to Mike Nail who retired in 2010 after 29 years as the play-by-play "Voice of the Basketball Razorbacks". Nail received her bachelors in 1986 and masters in 1987 in education from the University of Arkansas.

Jean and Mike have two daughters, Michelle (Mrs. Doug) Kehn and Elsa Nail, and are the proud grandparents of John Michael and Aubrey Anne Kehn.



KRAIG JIMENEZ
Cheer Coach

Kraig Jimenez is in his 10th year as cheer coach for the Arkansas Razorbacks. He has been a head camp instructor for Universal Cheerleaders Association for nine years. Jimenez is from Houston, Texas and cheered four years at the University of Nebraska.



RAZORBACK COACHES AND SUPPORT STAFF

44



THIS IS THE

Hog Wild Band

Described as the “most electrifying band in collegiate sports entertainment,” the nationally recognized Hogwild Band is one of the premier athletic bands in the country. Under the direction of Mr. Ben Chamberlain, the band has grown to include 120 of the university’s most dedicated and enthusiastic student musicians. The Hogwild Band supports the Razorbacks in volleyball, men’s and women’s basketball both at home and in tournament play. For decades, the Hogwild Band and zealous Hog Fans have teamed up to create a sports legacy in Barnhill and Bud Walton Arena.

2011-12 RAZORBACKS





2011-12 RAZORBACKS

Arkansas Women's Basketball

The Razorbacks

2011-12 ROSTER



Front Row (l-r): Keira Peak, Dominique Robinson, Joey Bailey, Quistelle Williams, Sarah Watkins, Ashley Daniels, Jamesha Townsend, Jhasmin Bowen, Kelsey Hatcher, Lyndsay Harris. Back Row (l-r): assistant video coordinator Wyatt Hodges, manager Jacob Tolman, manager Amanda Coughlin, manager Kendall Ruff, athletic trainer Jeremy Braziel, strength coach Todd Barbour, Erin Gatling, C'eira Ricketts, assistant coach Greg Collins, assistant coach Nicki Collen, head coach Tom Collen, assistant coach Tari Cummings, Calli Berna, Julie Inman, video coordinator Jeff Brazil, student assistant Ashlea Williams, Director of Operations Amber Shirey, manager Morgan Myrick, manager Michael Jennings.

NUMERICAL

NO.	NAME	POS	HT	CL	HOMETOWN/HS/PREVIOUS SCHOOL
1	Keira Peak	F	5-9	SO	Clyattville, Ga./Lowndes HS
2	Kelsey Hatcher	G	5-10	JR/TR	Little Rock, Ark./CAC/Okla. St./S. Methodist
3	Jamesha Townsend	F	6-2	SR	Chula Vista, Calif./Bonita Vista HS
4	Sarah Watkins	P	6-3	JR	Germantown, Tenn./Houston HS
11	Calli Berna	PG	5-10	FR	Fayetteville, Ark./Fayetteville HS
12	Ashley Daniels	F	6-2	SR	Coldwater, Miss./Coldwater HS
13	Julie Inman	G	5-9	SR	Carlisle, Ark./Carlisle HS
14	Erin Gatling	G	5-4	JR/TR	Van Buren, Ark./Van Buren HS/ So Miss
21	Dominique Robinson	F	6-0	SO	Baton Rouge, La./Capitol HS
22	C'eira Ricketts	G	5-9	SR	Louisville, Ky./Fairdale HS
24	Quistelle Williams	F	6-0	JR	Grand Rapids, Mich./Ottawa Hills HS
25	Joey Bailey	F	6-1	FR	Gunter, Texas/Gunter HS
33	Lyndsay Harris	G	5-9	SR	Hoover, Ala./Hoover HS
42	Jhasmin Bowen	F	6-1	FR	Wichita, Kan./Wichita Heights HS

ALPHABETICAL

NO.	NAME	POS	HT	CL	HOMETOWN/HS/PREVIOUS SCHOOL
25	Joey Bailey	F	6-1	FR	Gunter, Texas/Gunter HS
11	Calli Berna	PG	5-10	FR	Fayetteville, Ark./Fayetteville HS
42	Jhasmin Bowen	F	6-1	FR	Wichita, Kan./Wichita Heights HS
12	Ashley Daniels	F	6-2	SR	Coldwater, Miss./Coldwater HS
14	Erin Gatling	G	5-4	JR/TR	Van Buren, Ark./Van Buren HS/ So. Miss
33	Lyndsay Harris	G	5-9	SR	Hoover, Ala./Hoover HS
2	Kelsey Hatcher	G	5-10	JR/TR	Little Rock, Ark./CAC/Okla. St./S. Methodist
13	Julie Inman	G	5-9	SR	Carlisle, Ark./Carlisle HS
1	Keira Peak	F	5-9	SO	Clyattville, Ga./Lowndes HS
22	C'eira Ricketts	G	5-9	SR	Louisville, Ky./Fairdale HS
21	Dominique Robinson	F	6-0	SO	Baton Rouge, La./Capitol HS
3	Jamesha Townsend	F	6-2	SR	Chula Vista, Calif./Bonita Vista HS
4	Sarah Watkins	P	6-3	JR	Germantown, Tenn./Houston HS
24	Quistelle Williams	F	6-0	JR	Grand Rapids, Mich./Ottawa Hills HS

Head Coach: Tom Collen (Bowling Green State, 1977) (Fifth Season)

Assistant Coaches: Greg Collins (Louisville, 1988) (Fifth Season),
Tari Cummings (Oklahoma State, 2003) (First Season),
Nicki Collen (Marquette, 1997) (First Season)

Director of Basketball Operations: Amber Shirey (Arkansas, 1992)

Video Coordinator: Jeff Brazil (Arkansas, 2010) (Second Season)

Managers: Mike Jennings, Amanda Coughlin, Kendal Ruff, Morgan Myrick,
Jacob Tolman and Brooke Rogers

BY CLASS

Senior	Count
Ashley Daniels..... Coldwater, Miss.	5
Lyndsay Harris Hoover, Ala.	
Julie Inman Carlisle, Ark.	
C'eira Ricketts Louisville, Ky.	
Jamesha Townsend..... Chula Vista, Calif.	

Junior	Count
14 Erin Gatling Van Buren, Ark.	3
4 Sarah Watkins..... Germantown, Tenn.	
44 Quistelle Williams ... Grand Rapids, Mich.	

Sophomore	Count
2 Kelsey Hatcher..... Little Rock, Ark.	3
1 Keira Peak Clyattville, Ga.	
21 Dominique Robinson... Baton Rouge, La.	

Freshman	Count
25 Joey Bailey Gunter, Texas	3
11 Calli Berna Fayetteville, Ark.	
42 Jhasmin Bowen Wichita, Kan.	

BY MAJOR

Applied Exercise Science	1
Sarah Watkins	
Biology/Pre-Dental	1
Julie Inman	
Communication	3
Kelsey Hatcher, Dominique Robinson	
Criminal Justice	2
Lyndsay Harris, Quistelle Williams	
International Business	1
Jhasmin Bowen	
Kinesiology	2
Erin Gatling, C'eira Ricketts	
Journalism	1
Joey Bailey, Jamesha Townsend	
Sociology	
Ashely Daniels	
Undecided	3
Calli Berna, Keira Peak	

BY POSITION

Guard/Point Guard	6
Berna, Gatling, Harris, Hatcher, Inman, Ricketts	
Forward	7
Bailey, Bowen, Daniels, Peak, Robinson, Townsend, Williams	
Post/Center	1
Watkins	

PRONUNCIATION GUIDE

Calli Berna	CAL-ee
Jhasmin Bowen	JAZ-men
Keira Peak	KEY-air-ruh
C'eira Ricketts	C-air-ruh
Jamesha Townsend	JAH-me-sha
Quistelle Williams	Qui-stehl

2011-12 RADIO/TV ROSTER



3
Jamesha Townsend
 F | 6-2 | SR
 Chula Vista, Calif.



12
Ashley Daniels
 F | 6-2 | SR
 Coldwater, Miss.



13
Julie Inman
 G | 5-9 | SR
 Carlisle, Ark.



22
C'eira Ricketts
 G | 5-9 | SR
 Louisville, Ky.



33
Lyndsay Harris
 G | 5-9 | SR
 Hoover, Ala.



4
Sarah Watkins
 F | 6-3 | JR
 Germantown, Tenn.



14
Erin Gatling
 G | 5-4 | JR
 Van Buren, Ark.



24
Quistelle Williams
 F | 6-0 | JR
 Grand Rapids, Mich.



1
Keira Peak
 F | 5-9 | SO
 Clyattville, Ga.



Kelsey Hatcher
 G/F | 5-10 | JR
 Little Rock, Ark.



Dominique Robinson
 F | 6-0 | SO
 Baton Rouge, La.



11
Calli Berna
 PG | 5-10 | FR
 Fayetteville, Ark.



25
Joey Bailey
 F | 6-1 | FR
 Gunter, Texas



42
Jhasmin Bowen
 F | 6-1 | FR
 Wichita, Kan.



HC
Tom Collen
 Fifth Season



AC
Greg Collins
 Fifth Season



AC
Tari Cummings
 First Season



AC
Nicki Collen
 First Season



DO
Amber Shirey
 20th Season

SENIOR

2010-11 SEASON HIGHS

Points:	22, Auburn, 2-13-11
FGM:	9, Auburn, 2-13-11
FGA:	12, Auburn, 2-13-11
FTM:	5, Furman, 12-28-10
FTA:	7, Ole Miss, 1-23-11
3FGM:	0
3FGA:	1, High Point, 11-26-10*
Off. Reb.:	6, LSU, 2-20-11*
Def. Reb.:	12, Lamar, 3-17-11
Total Reb.:	13, Lamar, 3-17-11*
Assists:	6, Ole Miss, 2-17-11
Blocks:	2, No. 10 Kentucky, 1-6-11*
Steals:	4, at Florida, 1-3-11*
Minutes:	39, Ole Miss, 2-17-11

CAREER HIGHS

Points:	22, Auburn, 2-13-11
FGM:	9, Auburn, 2-13-11
FGA:	12, Auburn, 2-13-11
FTM:	9 vs. ASU, 11-15-09
FTA:	9 vs. ASU, 11-15-09
3PTM:	0
3PTA:	1, High Point, 11-26-10*
Off. Reb.:	6, LSU, 2-20-11*
Def. Reb.:	12, Lamar, 3-17-11
Total Reb.:	17 vs. SHSU, 12-29-09
Assists:	6, Ole Miss, 2-17-11
Blocks:	2, No. 10 Kentucky, 1-6-11*
Steals:	4, at Florida, 1-3-11*
Minutes:	39, Ole Miss, 2-17-11

*Most Recent



DANIELS' CAREER STATS

All Games													Rebounds												
Year	GP	GS	Min	Avg	FG	Total FGA	Pct	FG	3 Point FGA	Pct	FT	FTA	Pct	Off	Def	Tot	Avg	PF	FO	Ast	TO	Blk	Stl	Pts	Avg
2008-09	28	0	256	9.1	15	31	.484	0	0	.000	17	26	.654	30	43	73	2.6	22	0	8	25	7	16	47	1.7
2009-10	30	30	669	22.3	74	142	.521	0	0	.000	57	77	.740	73	111	184	6.1	67	1	30	50	13	29	205	6.8
2010-11	33	33	986	29.9	111	226	.491	0	3	.000	52	77	.675	98	150	248	7.5	71	1	46	67	16	32	274	8.3
TOTAL	91	63	1911	21.0	200	399	.501	0	3	.000	126	180	.700	201	304	505	5.5	160	2	84	142	36	77	526	5.8

Southeastern Conference													Rebounds												
Year	GP	GS	Min	Avg	FG	Total FGA	Pct	FG	3 Point FGA	Pct	FT	FTA	Pct	Off	Def	Tot	Avg	PF	FO	Ast	TO	Blk	Stl	Pts	Avg
2008-09	11	0	63	5.7	3	4	.750	0	0	.000	4	5	.800	7	5	12	1.1	7	0	0	3	3	1	10	0.9
2009-10	16	16	349	21.8	35	70	.500	0	0	.000	29	44	.659	37	42	79	4.9	33	0	16	23	9	17	99	6.2
2010-11	15	15	490	32.7	44	87	.506	0	0	.000	22	34	.647	41	69	110	7.3	33	1	20	38	9	16	110	7.3
TOTAL	42	31	902	21.5	82	161	.509	0	0	.000	55	83	.663	85	116	201	4.8	73	1	36	64	21	34	219	5.2

ASHLEY DANIELS

Forward ♦ 6-2 ♦ Senior

Coldwater, Miss. ♦ Coldwater HS

AS A JUNIOR (2010-11)

A bit undersized for a post player, Ashley Daniels didn't let size stop her as she battled against some of the nation's best interior players in 2010-11. Daniels recorded 13 double-digit games, had eight double-figure rebounding games and recorded seven double-doubles as a junior. Daniels posted a career-best 22 points against Auburn and grabbed a season-best 13 boards three times last year. Daniels was a regular in the starting lineup missing just one start due to injury and she was tough to keep off the floor, averaging nearly 30 minutes per game. Daniels finished the year ranked fourth on the team with 8.3 ppg and led the team with 7.5 rpg. She bettered those numbers in the post season with 7.8 ppg and 7.8 rpg for the four-game WNIT run leading Arkansas into the quarterfinal round.

Daniels was recognized off the court for her commitment to the Razorback community earning selection to the SEC Community Service team.



AS A SOPHOMORE (2009-10)

Perhaps no player grew more from the 2008-09 season than Daniels. Daniels was a 30-game starter averaging 6.8 ppg and a team-best 6.1 rpg as a sophomore. Daniels opened the year with a career-best 21 points in a win over Alcorn State. She was 6-for-9 from the floor hitting 66.7 percent of her shots. She grabbed a career-high 17 boards, nine offensive and eight defensive, in a win over Sam Houston State. She finished the year with four double-digit rebounding performances. Daniels recorded a career-best four assists at Auburn and tied her career-best with two blocks at No. 5 Tennessee.

AS A FRESHMAN (2008-09)

One of the top athletes from the state of Mississippi in 2008, Daniels brought versatility to the Razorbacks. Daniels played in 28 games scoring 47 points and grabbing 73 rebounds in her first season of collegiate basketball. She scored a season/career-best seven points at Memphis helping Arkansas to the non-conference win. Daniels was 3-for-4 from the three-point line in that win. She then followed up with a season/career-best 11 rebounds in the next outing, a 33 point drubbing of Mississippi Valley State.

AT COLDWATER

A 6-2 forward from Coldwater High in Coldwater, Miss., Daniels averaged 19.8 ppg and 8.7 rpg her senior season. She led Coldwater to the Mississippi state title in Class A in 2008 as the Cougars went an impressive 35-1. In spite of playing the state's smallest division, Coldwater was ranked fourth in the Mississippi overall prep rankings. Daniels was a first-team all-state pick of the Jackson Clarion-Ledger. The Cougars repeated her junior season efforts as Daniels turned in 18.3 ppg and 10.2 rpg to lead CHS to the 2007 Class AA title. Coldwater went 31-6 for the title that season. Rated 128th by the Blue Star Recruiting Service, Daniels was a freshman phenom, Daniels played in the state title game and was named all-region and all-state as a ninth grader. Her career high came during that freshman season with 36 points. She was twice named to the Dandy Dozen as a junior and senior, also earning all-region and all-state. Daniels was a three-sport athlete, reaching the state meet in track as a member of the Coldwater 4X400 relay, the open 400 and the triple jump. She also played softball for CHS.

PERSONAL

Born Ashley Breanna Rashae Daniels on Dec. 6, 1989, she is the daughter of Roy and Carolyn Daniels of Coldwater, Miss. She is the youngest of three Daniels, with older brothers Royrick and Brandon. Royrick is a first sergeant in the Army.

DANIELS' GAME-BY-GAME

JUNIOR SEASON (2010-11)												
OPP	MIN	FG-FGA	3FG-FGA	FT-FTA	REB	A	BLK	STL	PTS			
FLORIDA A&M	29	1-6	0-0	0-2	9	2	0	1	2			
DAVIDSON	24	4-5	0-0	3-3	3	2	0	0	11			
MVSU	26	5-8	0-1	0-1	6	2	0	2	10			
MTSU	31	6-11	0-0	2-4	8	0	0	1	14			
TENN STATE	30	4-11	0-0	4-6	11	2	0	1	12			
vs High Point	27	7-11	0-0	3-4	11	2	0	0	17			
at UTEP	32	2-6	0-1	0-1	7	1	0	1	4			
at UT Arlington	31	2-7	0-0	2-2	7	0	1	0	6			
at UTAH	32	3-7	0-0	0-0	3	1	1	0	6			
ORAL ROBERTS	20	4-11	0-0	0-0	5	1	0	1	8			
#12 OKLAHOMA	33	3-10	0-0	0-0	9	0	0	0	6			
FURMAN	26	5-7	0-0	5-6	10	5	2	4	15			
at Florida	32	3-8	0-0	1-4	7	0	1	4	7			
KENTUCKY	20	1-3	0-0	0-0	6	2	2	0	2			
at Mississippi State	24	3-4	0-0	1-2	6	0	1	0	7			
at Alabama	32	1-4	0-0	0-0	5	0	0	0	2			
at Vanderbilt	33	3-4	0-0	4-6	4	1	1	2	10			
OLE MISS	37	4-7	0-0	4-7	7	1	0	2	12			
at LSU	30	0-3	0-0	1-2	4	0	0	2	1			
TENNESSEE	32	1-5	0-0	0-0	2	0	0	0	2			
at Georgia	35	1-2	0-0	2-2	7	1	0	0	4			
SOUTH CAROLINA	30	4-6	0-0	0-1	6	0	0	1	8			
AUBURN	32	9-12	0-0	4-4	11	0	0	0	22			
at Ole Miss	39	5-10	0-0	0-0	10	6	2	0	10			
LSU	38	0-7	0-0	1-2	13	3	0	2	1			
at KENTUCKY	38	4-6	0-0	0-0	13	1	1	2	8			
ALABAMA	38	5-6	0-0	4-4	9	5	1	1	14			
vs Florida	19	2-9	0-0	2-2	8	0	0	0	6			
SIU-EDWARDSVILLE	30	8-11	0-0	0-0	10	3	0	2	16			
LAMAR	26	4-5	0-0	3-4	13	2	1	1	11			
at Missouri State	29	2-4	0-1	4-4	7	2	1	1	8			
at Oral Roberts	23	4-7	0-0	1-2	3	0	0	1	9			
at Illinois State	28	1-3	0-0	1-2	8	1	1	0	3			
Totals	986	111-226	0-3	52-77	248	46	16	32	274			

SOPHOMORE SEASON (2009-10)												
OPP	MIN	FG-FGA	3FG-FGA	FT-FTA	REB	A	BLK	STL	PTS			
vs Alcorn St.	22	6-9	0-0	9-9	7	2	0	1	21			
at SMU	33	3-8	0-0	0-0	9	1	1	1	6			
ETSU	20	4-7	0-0	2-3	4	0	0	0	10			
vs IONA	29	3-5	0-0	5-7	9	2	1	2	11			
vs WKU	18	2-2	0-0	1-2	6	0	0	2	5			
Kansas St.	16	1-1	0-0	0-0	2	1	0	0	2			
at #20 Okla.	29	2-6	0-0	4-4	10	0	1	2	8			
Coppin St.	14	2-3	0-0	2-2	5	2	0	0	6			
at N'Western	17	0-2	0-0	0-0	3	2	0	0	0			
vs DePaul	19	0-1	0-0	0-0	5	0	0	0	0			
vs UTSA	20	2-4	0-0	2-2	7	1	1	1	6			
vs VCU	28	3-5	0-0	1-2	11	1	0	1	7			
SHSU	24	7-11	0-0	2-2	17	1	0	2	16			
FLORIDA	27	2-4	0-0	2-2	4	3	0	1	6			
#11/12 LSU	22	4-5	0-0	1-2	3	1	1	2	9			
at Ole Miss	26	4-9	0-0	3-5	9	0	0	0	11			
Miss St.	22	2-5	0-0	2-2	7	0	1	0	6			
#6 GA.	22	1-3	0-0	5-6	7	1	1	0	7			
at #25 Ky.	20	0-2	0-0	2-4	5	0	1	2	2			
at Alabama	36	4-6	0-0	0-4	11	0	0	3	8			
#24 VU	26	3-6	0-0	1-2	6	2	1	2	7			
at #5 Tenn.	15	0-2	0-0	2-2	2	2	2	2	2			
#20 Ky.	23	1-3	0-0	2-2	4	0	1	3	4			
at S Carolina	26	6-8	0-0	2-3	5	4	0	0	14			
at Vanderbilt	7	0-0	0-0	0-0	1	0	0	0	0			
OLE MISS	32	6-11	0-0	4-6	8	2	1	0	16			
ALABAMA	13	0-1	0-0	1-2	2	1	0	1	1			
at #20 LSU	20	2-5	0-0	0-0	3	0	0	0	4			
at #24 Ga.	12	0-0	0-0	2-2	2	0	0	0	2			
vs Vanderbilt	31	4-8	0-0	0-0	10	1	0	0	8			
Totals	689	74-142	0-0	57-77	184	30	13	29	205			

FRESHMAN SEASON (2008-09)												
OPP	MIN	FG-FGA	3FG-FGA	FT-FTA	REB	A	BLK	STL	PTS			
LA-MONROE	8	1-2	0-0	0-0	6	0	1	0	2			
HIGH POINT	13	0-1	0-0	0-0	5	1	0	0	0			
SMU	4	0-0	0-0	0-0	2	0	0	0	0			
N'WESTERN	4	0-1	0-0	0-0	1	0	0	0	1			
vs Oregon St.	7	1-3	0-0	0-2	1	0	0	0	2			
vs Pacific	12	1-3	0-0	2-2	2	1	0	4	4			
at Memphis	12	2-2	0-0	3-4	7	0	1	1	7			
vs MVSU	18	1-4	0-0	1-2	11	3	0	1	3			
at Kansas St.	21	1-2	0-0	0-0	5	0	0	2	2			
N.DAKOTA	12	3-3	0-0	0-1	4	0	0	0	6			
DARTMOUTH	20	1-1	0-0	2-2	4	0	0	2	4			
MISSOURI	16	0-0	0-0	2-2	3	1	0	0	2			
WIU	9	0-1	0-0	0-2	2	0	0	1	0			
STETSON	13	0-1	0-0	2-2	3	1	0	0	2			
at Texas Tech	1	0-0	0-0	0-0	0	0	0	0	0			
LSU	3	0-0	0-0	0-0	0	0	0	0	0			
at Kentucky	11	0-0	0-0	0-0	2	0	0	0	1			
AUBURN	4	0-0	0-0	0-0	0	0	0	0	0			
TENNESSEE	3	0-0	0-0	0-1	2	0	0	0	0			
at Vanderbilt	2	0-0	0-0	0-0	1	0	0	0	0			
at LSU	7	1-1	0-0	2-2	1	0	0	0	4			
at Georgia	2	0-0	0-0	0-0	0	0	0	0	0			
OLE MISS	11	1-1	0-0	2-2	2	0	2	0	4			
at Florida	1	0-0	0-0	0-0	0	0	0	0	0			
ALABAMA	9	0-1	0-0	0-0	4	0	1	0	0			
at Auburn	10	1-1	0-0	0-0	0	0	0	0	2			
OKLA. ST.	10	0-1	0-0	0-0	1	1	0	1	0			
at Kansas	13	1-2	0-0	1-2	4	0	1	2	3			
Totals	256	15-31	0-0	17-26	73	8	7	16	47			

SENIOR



2010-11 SEASON HIGHS

Points:	26, Georgia, 1-13-11
FGM:	8, Georgia, 1-13-11
FGA:	17, Georgia, 1-13-11
FTM:	7, FAMU, 11-12-10
FTA:	10, FAMU, 11-12-10
3FGM:	8, Georgia, 1-13-11
3FGA:	13, Georgia, 2-3-11*
Off. Reb.:	3, UTEP, 11-27-10
Def. Reb.:	8, Miss State, 1-9-11
Total Reb.:	8, Miss State, 1-9-11
Assists:	7, Georgia, 2-3-11
Blocks:	2, FAMU, 11-12-10
Steals:	7, Davidson, 11-14-10
Minutes:	39, LSU, 1-27-11

CAREER HIGHS

Points:	26, Georgia, 1-13-11*
FGM:	9 vs. Iona, 11-26-09
FGA:	18 vs. #25 Vandy, 1-31-10
FTM:	7 vs. Florida, 1-3-10
FTA:	7 vs. Ole Miss, 2-18-10*
3PTM:	8, Georgia, 1-13-11*
3PTA:	14, Davidson, 11-14-10
Off. Reb.:	3, UTEP, 11-27-10
Def. Reb.:	8, Miss State, 1-9-11
Total Reb.:	8, Miss State, 1-9-11
Assists:	8 vs. SHSU, 12-29-09*
Blocks:	2, FAMU, 11-12-10*
Steals:	7, Davidson, 11-14-10
Minutes:	39, LSU, 1-27-11

*Most Recent

HARRIS' CAREER STATS

All Games							Total		3 Point						Rebounds										
Year	GP	GS	Min	Avg	FG	FGA	Pct	FG	FGA	Pct	FT	FTA	Pct	Off	Def	Tot	Avg	PF	FO	Ast	TO	Blk	Stl	Pts	Avg
2008-09	32	28	846	26.4	103	303	.340	56	193	.290	45	70	.643	31	66	97	3.0	86	4	58	88	6	42	307	9.6
2009-10	30	30	915	30.5	123	329	.374	75	220	.341	56	75	.747	10	65	75	2.5	101	1	95	113	6	41	377	12.6
2010-11	29	29	926	31.9	115	326	.353	81	232	.349	45	65	.692	19	92	111	3.8	85	1	64	74	7	39	356	12.3
TOTAL	91	87	2687	29.5	341	958	.356	212	645	.329	146	210	.695	60	223	283	3.1	272	6	217	275	19	122	1040	11.4

Southeastern Conference							Total		3 Point						Rebounds										
Year	GP	GS	Min	Avg	FG	FGA	Pct	FG	FGA	Pct	FT	FTA	Pct	Off	Def	Tot	Avg	PF	FO	Ast	TO	Blk	Stl	Pts	Avg
2008-09	14	11	390	27.9	45	127	.354	24	83	.289	17	24	.708	10	28	38	2.7	39	2	21	38	4	14	131	9.4
2009-10	16	16	527	32.9	70	190	.368	39	126	.310	37	47	.787	6	31	37	2.3	54	1	44	71	3	24	216	13.5
2010-11	16	16	531	33.2	57	184	.310	39	128	.305	25	33	.758	7	57	64	4.0	56	1	32	41	3	18	178	11.1
TOTAL	46	43	1448	31.5	172	501	.343	102	337	.303	79	104	.760	23	116	139	3.0	149	4	97	150	10	56	525	11.4

LYNDSAY HARRIS

Guard ♦ 6-2 ♦ Senior

Hoover, Ala. ♦ Hoover HS

AS A JUNIOR (2010-11)

Lyndsay Harris continued to be a part of a winning formula for Tom Collen and the Razorbacks in 2010-11. She finished her junior season leading the team and the Southeastern Conference in three-point shooting and ranked 20th in the country in threes per game. Always a threat from the outside, Harris hit 81 threes, shooting 34.9 percent for the season. She ranks fourth in the Razorback record books for made threes with 91, fourth for attempts with 645 and 10th in three-point shooting percentage with 32.9 percent. In addition, Harris became the 24th player in Razorback history to record 1,000 career points. Her milestone came with her third point in an upset win over LSU in Fayetteville.

Harris opened well to start the year earning selection to the UTEP Thanksgiving Classic All-Tournament team. She set the Arkansas individual SEC game record with six three-pointers in a half and tied the record for attempts in a half with nine, both against Georgia. She finished the year with 21 games in double-figures getting a career-high 26 on 8-for-13 shooting from beyond the arc against Georgia. In fact, she was nearly unstoppable against the Bulldogs scoring 48 points and hitting 16 threes in two meetings.

Harris suffered a season-ending knee injury in the closing minutes of the Razorbacks' first-round game against Florida in the SEC Tournament. She is expected to make a full recovery for the 2011-12 season.

AS A SOPHOMORE (2009-10)

Harris was one of a couple of Razorbacks who started the season with a target on her back. A member of the Southeastern Conference's All-Freshman Team in 2008-09, Harris strove to elevate her game to the next level as a sophomore. And she did just that. Harris, primarily a two-guard, improved from 10.3 ppg to 12.6, hovering around 13.0 ppg for much of the year as the Razorbacks' leading scorer. Harris, who was also Arkansas' back up at the point, set career-bests for points, field goals, three-point field goals and tied her best for three-pointers attempted in a Razorback win over Western Kentucky in Cancun. Harris led all scorers with 26 points with nine field goals, going 8-for-12 from three-point range, missing the single-game record by one.

She also had career-bests with a 7-for-7 performance from the line against Florida in the SEC opener and with eight assists in the season opener with Alcorn State. Harris tied her career marks with 17 attempts against DePaul and grabbed a season-high six rebounds twice as a sophomore. Harris hit at least one three-pointer in 28 of Arkansas' 30 games and finished the year with 15 consecutive games with a three.

AS A FRESHMAN (2008-09)

Harris was Arkansas' best three-point threat as a true freshman last year. She hit 52 threes during the regular season and was the Razorbacks' third-leading scorer with 9.9 ppg heading into the SEC Tournament. Her season/career-best 23 points against Oregon State ties for the most by any Razorback in 2008-09, and she received all-tournament honors at the Junkanoo Jam in November. Harris pulled in a season/career-best seven rebounds against Ole Miss in the SEC Tournament.

Harris' success was rewarded at the end of the season when she was selected to the SEC's All-Fresh-



man Team joining teammate C'eira Ricketts. Harris and Ricketts are only the second teammates to earn selection to the SEC All-Freshman team. In 1996, Shaka Massey and Sytia Messer were chosen for the all-freshman squad.

AT HOOVER

A top 100 recruit in the country, the Hoover, Ala., shooting guard led the Lady Bucs to a 30-2 overall record as a senior, averaging 18 ppg, 4 rpg and 5 apg. Her three-point shooting skill was on display in her future home state as she set the Fort Smith, Ark., Tournament of Champions record with seven three-pointers. Hoover won the event, and Harris was named the tournament's MVP. First-team Class 6A all-state by the Alabama Sports Writers Association, Harris was also named to the 2008 Super All-Metro team by the Birmingham News. The News also tabbed Harris as the player of the year for the South-Hoover region. Hoover was 23-7 in 2007 as Harris averaged 15 ppg and 5 apg. A four-year starter, she averaged 18 ppg and 3 rpg as a sophomore and 7.8 ppg and 5 apg as a freshman. For her career, she scored 1,879 points for Hoover, with a career single game high of 39 points against Fort Smith Southside. She was ranked 81st in the country by All-Star Girls Report, and was the 49th overall player by the regional South East Hoops Report. Harris played her AAU basketball with the Alabama Twisters out of Birmingham, which won the U18 national title in 2008.

PERSONAL

Born Lyndsay Robyn Harris on Aug. 31, 1990, she is the daughter of Robert Harris and the late Cheryl Cheatham. Harris has an older brother, Robert, and sister, Ashley; and a younger sister, Jordan. Her brother Robert played for McNeese State as well as professionally in Europe.

HARRIS' GAME-BY-GAME

JUNIOR SEASON (2010-11)												
OPP	MIN	FG-FGA	3FG-FGA	FT-FTA	REB	A	BLK	STL	PTS			
FLORIDA A&M	34	4-9	3-7	7-10	3	1	2	1	18			
DAVIDSON	32	6-14	5-11	1-2	2	6	0	7	18			
MVSU	37	4-14	4-13	1-2	3	1	0	2	13			
MTSU	27	3-7	1-3	5-6	1	3	0	1	12			
TENNESSEE STATE	16	2-5	2-5	0-0	4	3	0	0	6			
vs High Point	24	5-9	2-6	0-0	5	4	0	0	12			
at UTEP	37	5-16	5-13	1-2	7	0	0	2	16			
at UT Arlington	30	3-13	2-10	0-2	6	2	1	1	8			
at UTAH	35	3-13	2-8	3-4	4	1	1	3	11			
ORAL ROBERTS	27	5-9	2-5	0-0	2	2	0	0	12			
#12 OKLAHOMA	38	6-11	4-6	2-3	4	3	0	2	18			
FURMAN	20	6-11	4-8	0-0	3	4	0	1	16			
at Florida	26	2-13	2-11	6-6	3	1	1	0	12			
KENTUCKY	36	7-12	2-6	2-3	4	4	1	2	18			
at Mississippi State	32	4-9	3-7	2-2	8	4	1	1	13			
GEORGIA	37	8-17	8-13	2-2	2	0	0	2	26			
at Alabama	29	1-10	1-6	0-0	6	0	0	1	3			
at Vanderbilt	29	0-8	0-5	2-4	5	2	0	1	2			
OLE MISS	32	3-9	3-9	0-0	4	4	0	1	9			
at LSU	39	4-13	4-11	2-3	6	3	0	1	14			
TENNESSEE	34	5-17	2-12	0-0	4	2	0	2	12			
at Georgia	42	8-18	6-13	0-0	5	7	0	0	22			
SOUTH CAROLINA	31	4-9	0-2	2-4	1	3	0	1	10			
AUBURN	38	2-12	1-7	2-3	3	0	0	2	7			
at Ole Miss	37	2-12	1-9	0-0	5	1	0	1	5			
LSU	26	0-8	0-5	3-4	2	1	0	2	3			
at KENTUCKY	35	4-9	3-5	0-0	2	0	0	1	11			
ALABAMA	28	3-8	3-7	2-2	4	0	0	0	11			
vs Florida	38	6-11	6-9	0-1	3	2	0	1	18			
Totals	926	115-326	81-232	45-65	111	64	7	39	556			

SOPHOMORE SEASON (2009-10)												
OPP	MIN	FG-FGA	3FG-FGA	FT-FTA	REB	A	BLK	STL	PTS			
vs Alcorn St.	23	1-8	0-4	1-2	1	8	1	2	3			
at SMU	30	3-10	1-3	2-2	1	5	0	1	9			
ETSU	22	2-6	1-4	4-5	3	6	0	2	9			
vs IONA	36	9-15	8-12	0-0	5	6	0	3	26			
vs WKU	30	5-11	2-7	3-4	6	1	0	1	15			
KANSAS ST.	33	2-8	1-4	1-1	3	1	0	2	6			
at #20 Okla.	30	3-9	2-5	0-1	3	1	0	0	8			
COPPIN ST.	30	2-7	2-6	2-6	2	5	0	2	8			
at N'western	19	3-13	2-10	0-0	1	1	0	0	8			
vs DePaul	30	7-17	6-12	3-3	3	1	1	3	23			
vs UTAH	30	2-9	2-8	2-2	1	0	0	0	8			
vs VCU	26	3-7	3-6	1-2	2	4	0	0	10			
SHSU	27	8-13	5-9	0-0	6	8	1	0	21			
FLORIDA	36	6-14	2-8	7-7	3	2	0	2	21			
#11/12 LSU	31	1-8	0-4	0-0	3	2	0	2	2			
at Ole Miss	27	5-10	4-8	0-0	1	4	0	1	14			
MISS ST.	29	4-10	1-6	3-5	3	2	0	1	12			
#6 GA	30	6-15	3-8	2-4	4	2	1	1	17			
at #25 Ky.	27	4-7	1-2	5-6	2	4	0	1	14			
at Alabama	37	3-11	1-8	3-4	2	2	0	2	10			
#24 VU	38	6-18	4-13	4-4	4	3	0	1	20			
at #5 Tenn.	26	4-11	4-10	0-0	1	1	0	1	12			
#20/18 Ky.	38	6-16	4-10	2-2	2	4	1	1	18			
at Auburn	35	4-12	3-8	0-0	1	3	0	1	11			
at S. Carolina	36	5-13	4-9	0-0	1	4	0	2	14			
OLE MISS	38	4-7	2-5	6-7	2	5	0	2	16			
ALABAMA	36	6-16	2-11	2-3	3	2	0	2	16			
at #20 LSU	30	4-10	3-6	0-0	1	1	1	2	11			
at #24 Ga.	33	2-12	1-9	3-5	4	3	0	2	8			
vs Vanderbilt	22	3-6	1-4	0-0	1	4	0	1	7			
Totals	915	123-329	75-220	56-75	75	95	6	41	377			

FRESHMAN SEASON (2008-09)												
OPP	MIN	FG-FGA	3FG-FGA	FT-FTA	REB	A	BLK	STL	PTS			
LA-MONROE	19	3-7	2-6	2-4	4	4	1	2	10			
HIGH POINT	25	3-11	2-8	1-2	3	4	0	4	9			
SMU	15	2-6	0-4	0-0	5	1	0	0	4			
N'WESTERN	26	3-7	1-3	3-4	3	0	0	1	10			
vs Oregon St.	29	8-16	5-12	2-3	6	2	0	2	23			
vs Pacific	24	3-9	1-3	3-6	2	3	0	1	10			
at Memphis	24	2-11	0-7	4-7	2	1	0	1	8			
vs MVSU	26	4-8	3-5	0-0	1	3	1	3	11			
at Kansas St.	29	5-10	1-3	0-0	2	3	0	1	11			
N. DAKOTA	25	2-7	1-5	3-4	0	1	0	2	8			
DARTMOUTH	26	6-11	4-7	0-0	6	4	0	2	16			
MISSOURI	26	1-12	0-4	0-1	4	0	0	1	2			
WIU	27	5-11	4-9	2-2	2	3	0	0	16			
STETSON	32	4-13	3-8	4-6	3	4	0	1	15			
at Texas Tech	18	1-9	1-7	0-0	3	1	0	3	3			
LSU	34	1-10	0-7	0-0	1	0	0	2	2			
at Kentucky	31	5-12	1-7	4-5	5	2	2	2	15			
AUBURN	36	6-17	1-8	0-2	3	0	1	1	13			
TENNESSEE	23	1-8	1-5	2-2	1	0	0	1	5			
at Miss St.	22	3-5	2-4	2-2	3	2	0	1	10			
at Vanderbilt	32	2-10	2-6	0-0	2	1	0	0	6			
FLORIDA	27	5-10	5-9	2-2	4	4	0	2	17			
at LSU	25	2-8	1-4	0-0	1	1	0	0	5			
at Georgia	22	2-8	1-4	0-0	2	2	0	0	5			
S. CAROLINA	31	6-12	3-8	1-1	6	2	1	0	16			
OLE MISS	26	3-7	1-5	0-4	4	3	0	0	7			
at Florida	25	4-5	2-3	3-4	2	2	0	3	13			
ALABAMA	36	5-13	4-11	2-4	3	1	0	2	16			
at Auburn	20	0-2	0-2	1-2	1	3	0	0	1			
vs Ole Miss	36	4-12	3-9	1-2	7	2	0	0	12			
OKLA. ST.	38	2-11	1-8	3-5	6	1	0	4	8			
at Kansas	11	0-5	0-1	0-0	0	0	0	0	0			
Totals	846	103-303	56-193	45-70	97	58	6	42	307			

SENIOR



2010-11 SEASON HIGHS

Points:	8, SIUE, 3-10-11
FGM:	3, SIUE, 3-10-11
FGA:	6, SIUE, 3-10-11
FTM:	2, Furman, 12-28-10*
FTA:	2, Furman, 12-28-10*
3FGM:	2, SIUE, 3-10-11
3FGA:	4, Lamar, 3-17-11*
Off. Reb.	1, TENN. STATE, 11-23-10
Def. Reb.	2, High Point, 11-26-10
Total Reb.	2, High Point, 11-26-10
Assists:	2, Furman, 12-28-10
Blocks:	1, TENN. STATE, 11-23-10*
Steals:	1, High Point, 11-26-10*
Minutes:	20, TENN. STATE, 11-23-10

CAREER HIGHS

Points:	11 vs. Stetson, 12-3-08
FGM:	4 vs. Stetson, 12-3-08
FGA:	7 vs. WIU, 12-29-08
FTM:	2, Furman, 12-28-10*
FTA:	4 vs. Alcorn State, 11-15-09
3FGM:	3 vs. Stetson, 12-3-08
3FGA:	6 vs. WIU, 12-29-08
Off. Reb.	1, Tenn. State, 11-23-10
Def. Reb.	2, ETSU, 11-22-09
Total Reb.	4 vs. Stetson, 12-3-08
Assists:	4 vs. Stetson, 12-3-08
Blocks:	1, MTSU, 11-21-10*
Steals:	3 vs. MVSU, 12-5-08
Minutes:	20, Tenn. State, 11-23-10

*Most Recent

INMAN'S CAREER STATS

All Games		Total										3 Point			Rebounds			Other Stats									
Year	GP	GS	Min	Avg	FG	FGA	Pct	FG	FGA	Pct	FT	FTA	Pct	Off	Def	Tot	Avg	PF	FO	Ast	TO	Blk	Stl	Pts	Avg		
2008-09	30	0	314	10.5	18	81	.222	15	60	.250	6	7	.857	2	25	27	0.9	22	0	28	16	5	13	57	1.9		
2009-10	7	0	42	6.0	0	1	.000	0	0	.000	4	7	.571	0	5	5	0.7	4	0	3	7	0	1	4	0.6		
2010-11	14	0	107	7.6	8	30	.267	5	23	.217	8	10	.800	2	7	9	0.6	6	0	5	6	1	4	29	2.1		
TOTAL	51	0	463	9.1	26	112	.232	20	83	.241	18	24	.750	4	37	41	0.8	32	0	36	29	6	18	90	1.8		

Southeastern Conference		Total										3 Point			Rebounds			Other Stats									
Year	GP	GS	Min	Avg	FG	FGA	Pct	FG	FGA	Pct	FT	FTA	Pct	Off	Def	Tot	Avg	PF	FO	Ast	TO	Blk	Stl	Pts	Avg		
2008-09	13	0	110	8.5	5	24	.208	3	13	.231	2	2	1.000	0	11	11	0.8	8	0	5	6	0	3	15	1.2		
2009-10	DNP																										
2010-11	DNP																										
TOTAL	13	0	110	8.5	5	24	.208	3	13	.231	2	2	1.000	0	11	11	0.8	8	0	5	6	0	3	15	1.2		

JULIE INMAN

Guard ♦ 5-9 ♦ Senior

Carlisle, Ark. ♦ Carlisle HS

AS A JUNIOR (2010-11)

Julie Inman was in the lineup in 14 games as a junior seeing significant time in the Razorbacks' postseason play. She played a career-best 20 minutes against Tennessee State and had a season-high four points in the win. Inman averaged 2.1 points per game and shot nearly 27 percent in her limited action. She averaged eight minutes a game in postseason scoring three points and grabbing two rebounds.

AS A SOPHOMORE (2009-10)

Inman played in games as a sophomore scoring four points and grabbing five rebounds. Inman spent the later half of the season focusing on her studies.

AS A FRESHMAN (2008-09)

Considered one of the best outside shooters from the state of Arkansas in several seasons, Inman has the opportunity to follow in the footsteps of some of the great Natural State prep stars.

She took her first steps toward that goal playing in 30 games last year averaging 10.5 minutes per game. Inman showed off her skills in a season/career-best game against Stetson in December. She scored 11 points, had four rebounds, four assists, one block, three three-pointers and hit four field goals, all of which are personal bests as a collegiate player. Inman had a season/career-best three steals against Mississippi Valley.

AT CARLISLE

With more than 2,000 points in her career at Carlisle, Inman was four-time all-district and four-time all-state player for Coach Toby Tevebaugh. Leading Carlisle to back-to-back state titles, she closed her high school career where her college career will start, playing in the Arkansas Activities Association's All-Star game at Walton Arena. She was a two-time first-team pick by the Arkansas Democrat-Gazette as a junior and senior, and was named the Democrat-Gazette's Super Sophomore team. As a senior, she averaged 20 ppg, 5 rpg, 8 apg and 6 spg, including 18 in the title game as the Bison defeated Augusta, 55-41. As a junior, she averaged 18 ppg, 5 rpg and 6 apg to lead CHS to the state title in 2007. She averaged 20 ppg as a sophomore and 17 ppg as a freshman. During her sophomore season, Inman paced Carlisle into



the state semifinals after winning the 6AA South title with 17 ppg and 5 rpg. A veteran of state AAU basketball, Inman played last season for Coach Benny Brown's squad that won the 2007 Junior Olympic national title. In addition to earning letters in track, she is a three-year letterwinning cheerleader and served one season as the captain of the squad. Inman is a honors student at CHS, hoping to follow in her father and grandfather's footsteps to become a dentist after completing her degree at Arkansas.

PERSONAL

Born Julie Anne Inman on May 18, 1989, she is the daughter of Tommy and Cindy Inman of Carlisle. She has a pair of younger siblings, sister Jana and brother Tommy. The salutatorian of her graduating class, the varsity cheerleading captain lists shopping and hunting as her hobbies. She is majoring in biology to prepare to become a third-generation dentist.

INMAN'S GAME-BY-GAME

JUNIOR SEASON (2010-11)									
OPP	MIN	FG-FGA	3FG-FGA	FT-FTA	REB	A	BLK	STL	PTS
FLORIDA A&M	2	1-2	0-1	0-0	1	0	0	0	2
MVSU	3	0-1	0-1	0-0	1	0	0	0	0
MTSU	3	0-0	0-0	0-0	0	0	1	0	0
TENNESSEE STATE	20	1-3	1-3	1-2	1	1	0	1	4
vs High Point	14	1-4	1-3	2-2	2	0	0	1	5
at UTEP	2	0-0	0-0	0-0	0	0	0	0	0
at UT Arlington	6	0-2	0-2	0-0	1	0	0	0	0
ORAL ROBERTS	3	0-0	0-0	0-0	0	0	0	0	0
#12 OKLAHOMA	0	0-0	0-0	2-2	0	0	0	0	2
FURMAN	12	1-2	1-2	2-2	0	2	0	0	5
SIU-EDWARDSVILLE	18	3-6	2-4	0-1	1	2	0	0	8
LAMAR	12	0-4	0-4	0-0	1	0	0	1	0
at Missouri State	10	1-5	0-2	1-1	1	0	0	1	3
at Oral Roberts	2	0-1	0-1	0-0	0	0	0	0	0
Totals	107	8-30	5-23	8-10	9	5	1	4	29

SOPHOMORE SEASON (2009-10)									
OPP	MIN	FG-FGA	3FG-FGA	FT-FTA	REB	A	BLK	STL	PTS
vs Alcorn State	13	0-0	0-0	2-4	0	1	0	1	2
at SMU	2	0-0	0-0	0-0	0	0	0	0	0
ETSU	13	0-1	0-0	2-2	2	1	0	0	2
vs IONA	4	0-0	0-0	0-0	0	0	0	0	0
vs WKU	4	0-0	0-0	0-1	1	1	0	0	0
at N'Western	4	0-0	0-0	0-0	1	0	0	0	0
vs UTSA	2	0-0	0-0	0-0	1	0	0	0	0
Totals	42	0-1	0-0	4-7	5	3	0	1	4

FRESHMAN SEASON (2008-09)									
OPP	MIN	FG-FGA	3FG-FGA	FT-FTA	REB	A	BLK	STL	PTS
LA-MONROE	18	0-4	0-3	0-0	2	1	1	1	0
HIGH POINT	13	2-4	2-4	0-0	0	1	0	0	6
SMU	3	0-1	0-1	0-0	0	0	0	0	0
N'Western	12	1-3	1-3	1-2	1	2	1	0	4
vs Oregon St.	10	0-4	0-4	0-0	0	2	0	1	0
vs Pacific	23	1-6	1-5	1-1	0	1	1	1	4
at Memphis	9	0-4	0-3	0-0	0	1	0	0	0
vs MVSU	15	2-5	2-5	0-0	1	3	0	3	6
at Kansas State	2	0-0	0-0	0-0	0	0	0	0	0
NO. DAKOTA	11	0-1	0-1	0-0	0	2	0	0	0
DARTMOUTH	6	0-1	0-1	0-0	1	1	0	0	0
MISSOURI	9	0-0	0-0	0-0	1	0	0	0	0
W. ILLINOIS	24	2-7	2-6	2-2	4	3	1	1	8
STETSON	21	4-6	3-5	0-0	4	4	1	1	11
at Texas Tech	16	0-6	0-3	0-0	1	2	0	2	0
LSU	11	1-3	0-1	0-0	2	0	0	1	2
at Kentucky	10	0-0	0-0	0-0	1	1	0	0	0
AUBURN	13	0-5	0-3	2-2	2	1	0	0	2
TENNESSEE	4	0-0	0-0	0-0	0	0	0	0	0
at Miss State	10	0-1	0-0	0-0	0	1	0	1	0
FLORIDA	16	1-6	1-3	0-0	2	0	0	0	3
at LSU	4	0-2	0-0	0-0	0	0	0	0	0
at Georgia	7	1-1	1-1	0-0	1	0	0	0	3
SO. CAROLINA	5	1-3	0-2	0-0	0	0	0	0	2
OLE MISS	3	0-0	0-0	0-0	1	0	0	0	0
at Florida	3	0-0	0-0	0-0	0	0	0	0	0
ALABAMA	4	1-1	1-1	0-0	0	1	0	0	3
at Auburn	20	0-2	0-2	0-0	2	1	0	1	0
OKLA. STATE	4	0-2	0-2	0-0	0	0	0	0	0
at Kansas	8	1-3	1-1	0-0	1	0	0	0	3
Totals	314	18-81	15-60	6-7	27	28	5	13	57

SENIOR

2010-11 SEASON HIGHS

Points:	29, Vanderbilt, 1-20-11
FGM:	11, Vanderbilt, 1-20-11
FGA:	21, Vanderbilt, 1-20-11
FTM:	10, Utah, 12-4-10
FTA:	12, Utah, 12-4-10
3FGM:	4, Vanderbilt, 1-20-11
3FGA:	7, No. 5 Tennessee, 1-30-11*
Off. Reb.	2, Vanderbilt, 1-20-11*
Def. Reb.	10, Utah, 12-4-10
Total Reb.	11, Utah, 12-4-10
Assists:	8, No. 12 Oklahoma, 12-19-10
Blocks:	2, MVSU, 11-17-10*
Steals:	7, Davidson, 11-14-10
Minutes:	44, South Carolina, 2-6-11

CAREER HIGHS

Points:	29, Vanderbilt, 1-20-11
FGM:	11, Vanderbilt, 1-20-11
FGA:	21, Vanderbilt, 1-20-11
FTM:	10, Utah, 12-4-10
FTA:	12, Utah, 12-4-10
3PTM:	4, Vanderbilt, 1-20-11
3PTA:	7, Vanderbilt, 1-20-11
Off. Reb.	4 at Auburn, 2-11-10*
Def. Reb.	10, Utah, 12-4-10
Total Reb.	13 vs. No. 6 Auburn, 1-18-09
Assists:	12 vs. No. 6 Auburn, 1-18-09
Blocks:	4 vs. Alcorn State, 11-15-09
Steals:	7 vs. Davidson, 11-14-10
Minutes:	44, South Carolina, 2-6-11

*Most Recent



RICKETTS' CAREER STATS

All Games						3 Point						Rebounds													
Year	GP	GS	Min	Avg	FG	Total FGA	Pct	FG	FGA	Pct	FT	FTA	Pct	Off	Def	Tot	Avg	PF	FO	Ast	TO	Blk	Stl	Pts	Avg
2008-09	28	26	900	32.1	140	331	.423	9	48	.188	69	94	.734	54	125	179	6.4	50	0	107	73	14	77	358	12.8
2009-10	30	30	1007	33.6	127	313	.406	7	32	.219	29	55	.527	52	99	151	5.0	53	1	121	95	23	73	290	9.7
2010-11	34	34	1145	33.7	171	449	.381	29	83	.349	101	148	.682	31	130	161	4.7	49	0	127	80	13	77	472	13.9
TOTAL	92	90	3052	33.2	438	1093	.401	45	163	.276	199	297	.670	137	354	491	5.3	152	1	355	248	50	227	1120	12.2

Southeastern Conference						3 Point						Rebounds													
Year	GP	GS	Min	Avg	FG	Total FGA	Pct	FG	FGA	Pct	FT	FTA	Pct	Off	Def	Tot	Avg	PF	FO	Ast	TO	Blk	Stl	Pts	Avg
2008-09	12	12	408	34.0	54	136	.397	4	22	.182	26	36	.722	18	53	71	5.9	23	0	49	39	6	25	138	11.5
2009-10	16	16	557	34.8	61	167	.365	5	22	.227	12	24	.500	23	59	82	5.1	29	0	66	45	10	33	139	8.7
2010-11	16	16	601	37.6	86	240	.358	19	51	.373	45	69	.652	15	66	81	5.1	27	0	49	45	5	34	236	14.8
TOTAL	44	44	1566	35.6	201	543	.370	28	95	.295	83	129	.643	56	178	234	5.3	79	0	164	129	21	92	513	11.7

2011-12 HAZORBACKS

C'EIRA RICKETTS

Guard ♦ 5-9 ♦ Senior

Louisville, Ky. ♦ Fairdale HS

AS A JUNIOR (2010-11)

C'eria Ricketts can't hide on the basketball court. Opponents key on this versatile player and yet, Ricketts delivers earning All-SEC Second-Team honors in both the coaches and media poll as a junior. Ricketts had 22 games in double-figures, two double-digit rebounding games, became the 25th player in program history to reach 1,000 career points and ranks among the Razorback career leaders in several statistical categories. Ricketts scored 20 or more points in nine games including a career-best 29 points at Vanderbilt leading a late charge on the road. Ricketts turned up the heat against ranked opponents as well. She led the team averaging 13.9 ppg and 4.7 rpg in all contests but bettered that to 14.8 ppg and 5.1 rpg against teams in the polls. In addition, Ricketts averaged 15.0 ppg and 4.3 rpg in the postseason. She enters 2011-12 ranked 19th in the career records list for points with 1,120, 23rd with 505 career rebounds, seventh with 335 career assists and third with 227 career steals.

AS A SOPHOMORE (2009-10)

The reigning Southeastern Conference Freshman of the Year and preseason all-conference selection, Ricketts was asked to lead a young team with a new philosophy – get the ball inside. She stepped to the challenge and finished in the top three at Arkansas with 9.7 ppg and 5.0 rpg while starting all 30 contests. Ricketts opened the season with a career-best four blocks in a win over Alcorn State and tied her career-best with eight field goals in three games as a sophomore. She went a season-best 5-for-6 from the line at #18 Oklahoma, grabbed a season-best nine boards twice and had seven assists in four different games.

Ricketts dropped in a season-high 18 points against Sam Houston State for one of her 15 games in double-digits. She led the team with 4.0 apg.

AS A FRESHMAN (2008-09)

Ricketts became a marquee player for Arkansas last year. The SEC Co-Freshman of the Year and the Associated Press SEC Newcomer of the Year, Ricketts added selection to the Full Court Press Freshman All-America Team. Ricketts led Arkansas in scoring, assists and steals as the Razorbacks went 18-14 and returned to the postseason for the first time since 2005. Averaging 12.6 ppg, 6.3 rpg, 3.9 apg and 2.6 spg, Ricketts became the first player in Razorback women's basketball history to record a triple double. The 5-8 Louisville, Ky., product scored 14 points with 13 rebounds and 12 assists against SEC Champion Auburn in January. A five-time pick as the SEC Freshman of the Week, Ricketts was named second team All-SEC by the league coaches and honorable mention All-SEC by the AP writers. Ricketts was the top scoring freshman in the SEC for most of the season, and led the league in steals. Along with her triple, the freshman had four more double-double games with over 10 points scoring and 10 rebounds. From her point guard position, Ricketts was Arkansas' second leading rebounder. Ricketts expanded her experience over the summer winning a gold medal with the U19 USA Women's Basketball team in Bangkok, Thailand.

AT FAIRDALE

A six-year starter for the Louisville, Ky., area high school, Ricketts led Fairdale High to back-to-back district championships and a 2007 regional runner-up finish. She averaged 20 ppg her senior



year, picking up her fourth career quadruple double along the way. For her career, Ricketts scored 3,113 points to rank 11th all-time in Kentucky girls' basketball history. She added 1,124 rebounds and 614 assists. Ricketts almost had a triple-K with 914 steals, which ranks second all-time among Blue Grass state prep girls. Against Pleasure Ridge Park as the 5-9 point guard had a quadruple double with 21 points, 17 rebounds, 10 assists and 10 steals in the Sixth Region Tournament. She was within three blocked shots of an almost unheard of quintuple. Ricketts had a near miss at a second quad that season, turning in 29 points, 13 steals, 12 boards and eight assists against Southern, but had four in her six-year varsity career. The Fairdale point guard picked up several triple double games including 19 points, 18 rebounds and 10 steals with Bullitt Central. Among her top scoring games was a 35 point effort a 75-56 win by the Lady Bulldogs over Bullitt East. As a junior, Ricketts averaged 18.9 ppg to move into top 30 in points scored for all high school players in Kentucky. Ricketts broke onto the Louisville area scene as a 15 ppg seventh grader for Fairdale, averaging 20 ppg as an eighth grader. For Coach Larry Brunner, Ricketts averaged 21.5 ppg and 8.1 rpg her sophomore year to pace the Bulldogs to a 20-10 mark. She was also voted the homecoming queen for FHS as a senior. Ricketts closed her career with a pair of all-star appearances. Ricketts scored 23 points to lead her home state team in the Ohio-Kentucky All-Star game in early April. She is also one of 12 players selected to represent the state of Kentucky at the annual two-game series against the Indiana All-Stars this June. Ricketts was picked as one of the 10 all-state players by the Kentucky Associated Press.

PERSONAL

Born C'eria Nicole Ricketts on Feb. 22, 1990, she is the daughter of June Kittrell of Louisville, Ky. She has three siblings, Wayne, E'myah and Tevin. She has the distinction of being the first Kentucky prepster to play women's basketball at Arkansas.

RICKETTS' GAME-BY-GAME

JUNIOR SEASON (2010-11)										
OPP	MIN	FG-FGA	3FG-FGA	FT-FTA	REB	A	BLK	STL	PTS	
FLORIDA A&M	29	6-13	2-2	7-10	8	4	2	3	21	
DAVIDSON	32	7-16	0-1	0-1	5	4	0	7	14	
MVSU	29	3-12	1-3	0-0	1	2	2	1	7	
MTSU	32	7-11	1-2	5-5	2	7	0	1	20	
TENNESSEE STATE	17	2-6	0-1	4-5	4	4	0	1	8	
vs High Point	23	1-6	0-0	1-4	7	6	1	4	3	
at UTEP	31	2-7	0-2	4-6	6	6	1	1	8	
at UT Arlington	40	4-9	0-1	5-6	4	2	0	2	13	
at UTAH	35	5-15	0-0	10-12	11	3	0	2	20	
ORAL ROBERTS	30	5-12	0-0	0-1	2	8	0	1	10	
#12 OKLAHOMA	36	9-17	0-1	3-4	4	4	1	5	21	
FURMAN	20	4-6	0-0	2-2	1	4	0	1	10	
at Florida	38	3-13	0-3	2-4	5	2	0	3	8	
KENTUCKY	39	8-14	0-1	3-4	6	1	2	1	19	
at Mississippi State	33	3-8	0-1	4-7	4	3	0	2	10	
GEORGIA	39	3-11	1-3	0-0	8	7	0	1	7	
at Alabama	35	5-6	2-2	6-11	4	1	0	4	18	
at Vanderbilt	40	11-21	4-7	3-4	3	3	0	1	29	
OLE MISS	40	6-14	0-4	0-0	3	5	1	1	12	
at LSU	38	6-18	1-2	7-9	9	1	0	2	20	
TENNESSEE	34	4-17	2-7	2-2	2	4	0	2	12	
at Georgia	43	5-13	0-4	0-0	5	3	0	3	10	
SOUTH CAROLINA	44	5-22	3-5	5-7	2	0	0	2	18	
AUBURN	25	2-10	0-1	3-4	6	4	0	1	7	
at Ole Miss	40	4-15	0-0	4-5	11	3	1	2	12	
LSU	39	4-21	0-2	1-3	5	4	0	2	9	
at KENTUCKY	36	7-15	3-5	0-2	4	1	0	3	17	
ALABAMA	38	10-22	3-4	5-7	4	7	1	4	28	
vs Florida	37	3-12	0-4	2-2	6	3	1	6	8	
SIU-EDWARDSVILLE	22	5-8	3-4	0-0	2	2	0	2	13	
LAMAR	29	8-13	1-4	3-8	3	7	0	1	20	
at Missouri State	38	7-22	2-4	5-7	9	3	0	1	21	
at Oral Roberts	35	5-10	0-1	2-2	2	7	0	2	12	
at Illinois State	29	2-14	0-2	3-4	3	2	0	2	7	
Totals	1145	171-449	29-83	101-148	161	127	13	77	472	

SOPHOMORE SEASON (2009-10)										
OPP	MIN	FG-FGA	3FG-FGA	FT-FTA	REB	A	BLK	STL	PTS	
vs Alcorn St.	27	0-5	0-0	1-2	5	2	4	2	1	
at SMU	31	5-10	1-1	0-2	2	5	1	3	11	
ETSU	20	3-6	0-0	2-2	2	2	0	3	8	
vs IONA	34	5-10	0-0	0-0	5	4	0	4	10	
vs WKU	33	3-8	0-0	4-8	1	5	2	1	10	
KANSAS ST.	35	8-15	0-0	0-1	5	6	0	2	16	
at #20 Okla.	35	5-16	0-1	5-6	2	4	0	4	15	
COPPIN ST.	32	8-10	0-0	1-2	4	4	1	4	17	
at N'western	31	6-12	0-2	0-2	8	3	1	3	12	
vs DePaul	37	4-11	0-0	0-0	6	1	1	3	8	
vs UTSA	33	4-8	0-1	1-2	5	6	3	3	9	
vs VCU	34	8-13	1-3	1-2	8	3	0	2	18	
SHSU	27	5-12	0-0	2-2	8	5	0	3	12	
FLORIDA	34	5-13	0-2	1-2	4	2	0	2	11	
#11/12 LSU	27	2-7	0-1	1-2	3	4	0	2	5	
at Ole Miss	38	4-10	1-2	0-0	8	7	1	1	9	
MISS ST.	32	1-11	0-2	2-3	3	4	1	1	4	
#6 GA	31	1-8	0-2	0-0	4	7	0	5	2	
at #25 Ky.	36	5-14	1-2	1-2	9	2	0	2	12	
at Alabama	42	6-14	0-1	3-6	9	3	0	1	15	
#24 VU	39	3-11	0-1	2-3	4	5	3	2	8	
at #5 Tenn.	31	6-15	1-2	0-0	5	3	0	5	13	
#20/18 KY	36	3-9	0-1	2-3	4	3	1	2	8	
at Auburn	37	7-11	0-0	0-1	8	7	2	2	14	
at S. Carolina	35	6-11	0-0	0-4	2	2	0	0	12	
OLE MISS	36	3-9	0-0	0-2	6	5	2	1	6	
ALABAMA	35	3-12	1-3	0-0	2	4	0	3	7	
at #20 LSU	33	4-7	1-2	0-0	2	7	0	2	9	
at #24 GA	35	2-5	0-1	0-0	7	1	0	2	4	
vs Vanderbilt	41	2-10	0-2	0-0	8	5	0	3	4	
Totals	1007	127-313	7-32	29-55	151	121	23	73	280	

FRESHMAN SEASON (2008-09)										
OPP	MIN	FG-FGA	3FG-FGA	FT-FTA	REB	A	BLK	STL	PTS	
LA-MONROE	24	5-11	0-3	4-6	7	1	0	5	14	
HIGH POINT	18	5-9	0-1	0-0	7	2	2	5	10	
SMU	30	7-13	0-4	4-5	3	2	0	2	18	
N'WESTERN	34	2-9	0-0	6-7	9	1	1	4	10	
vs Oregon St.	33	8-19	0-2	1-1	5	1	2	4	17	
vs Pacific	24	5-9	1-1	1-2	4	5	0	3	12	
at Memphis	37	7-14	0-0	1-2	10	3	0	5	15	
vs MVSU	16	1-3	0-0	0-0	4	1	0	1	2	
at Kansas St.	31	8-11	2-2	0-2	2	2	1	0	18	
N. DAKOTA	31	6-9	1-1	3-4	7	8	1	1	16	
DARTMOUTH	36	6-10	1-2	6-6	9	4	0	3	19	
MISSOURI	34	8-11	1-2	5-5	6	1	0	3	22	
WVU	30	5-11	1-4	3-6	8	6	0	6	14	
STETSON	21	2-7	0-3	1-3	4	5	0	2	5	
at Texas Tech	32	4-14	0-1	5-6	9	3	1	1	13	
LSU	31	2-7	1-2	0-0	5	1	2	1	5	
at Kentucky	29	5-14	1-5	2-2	2	1	0	2	13	
AUBURN	38	7-14	0-2	0-2	13	12	1	2	14	
TENNESSEE	35	8-19	0-2	6-6	9	6	1	3	22	
at Miss St.	32	6-14	0-2	1-2	4	3	0	4	13	
at Vanderbilt	40	5-18	1-4	6-7	7	4	1	3	17	
FLORIDA	33	5-9	0-0	4-7	2	7	0	2	14	
at LSU	36	5-11	1-2	0-0	6	4	0	1	11	
at Georgia	35	4-12	1-4	4-6	5	10	0	3	13	
S. CAROLINA	36	3-10	0-1	0-0	5	7	0	3	6	
OLE MISS	37	5-7	0-1	3-4	5	2	1	1	13	
at Florida	38	3-8	0-0	5-9	12	5	1	1	11	
ALABAMA	34	2-7	0-1	4-6	10	2	0	2	8	
at Auburn	27	1-6	0-0	0-0	3	0	0	1	2	
vs Ole Miss	38	8-13	0-0	0-0	10	8	0	2	16	
OKLA. ST.	37	4-19	0-2	1-3	6	4	1	4	9	
at Kansas	33	4-17	0-0	2-2	4	4	0	2	10	
Totals	1020	156-365	12-54	78-111	202	125	16	82	402	

SENIOR

2010-11 SEASON HIGHS

Points:	7, ORU, 3-23-11
FGM:	3, ORU, 3-23-11*
FGA:	6, South Carolina, 2-6-11
FTM:	2, Miss State, 1-9-11*
FTA:	2, Miss State, 1-9-11*
3FGM:	0
3FGA:	1, Davidson, 11-14-10
Off. Reb.:	3, Vanderbilt, 1-20-11*
Def. Reb.:	5, TENN. STATE, 11-23-10*
Total Reb.:	6, South Carolina, 2-6-11*
Assists:	3, Georgia, 1-13-11
Blocks:	1, South Carolina, 2-6-11*
Steals:	2, LSU, 1-27-11*
Minutes:	36, South Carolina, 2-6-11

CAREER HIGHS

Points:	7, ORU, 3-23-11
FGM:	3, ORU, 3-23-11*
FGA:	7 vs. #6 Georgia, 1-17-10
FTM:	3 vs. Miss State, 1-14-10*
FTA:	4 vs. #6 Georgia, 1-17-10*
3PTM:	0
3PTA:	1, Davidson, 11-14-10*
Off. Reb.:	4 at Tennessee, 2-4-10
Def. Reb.:	5, TENN. STATE, 11-23-10*
Total Reb.:	7 vs. Miss State, 1-14-10
Assists:	3, Georgia, 1-13-11
Blocks:	1, South Carolina, 2-6-11*
Steals:	2, LSU, 1-27-11*
Minutes:	36, South Carolina, 2-6-11

*Most Recent

TOWNSEND'S CAREER STATS

All Games	Year	GP	GS	Min	Avg	FG	Total FGA	Pct	FG	3 Point			FT	FTA	Pct	Off	Rebounds			PF	FO	Ast	TO	Blk	Stl	Pts	Avg	
										FGA	Pct	FT					Def	Tot	Avg									
	2008-09	12	0	50	4.2	1	6	.167	0	1	.000	4	8	.500	1	7	8	0.7	8	0	1	4	0	0	6	0.5		
	2009-10	28	1	297	10.6	14	39	.359	0	2	.000	13	23	.565	16	41	57	2.0	34	0	8	15	5	7	41	1.5		
	2010-11	34	34	633	18.6	45	111	.405	0	2	.000	9	22	.409	32	55	87	2.6	61	0	24	46	9	19	99	2.9		
	TOTAL	74	35	980	13.2	60	156	.385	0	5	.000	26	53	.491	49	103	152	2.1	103	0	33	65	14	26	146	2.0		
Southeastern Conference		Year	GP	GS	Min	Avg	FG	Total FGA	Pct	FG	3 Point			FT	FTA	Pct	Off	Rebounds			PF	FO	Ast	TO	Blk	Stl	Pts	Avg
											FGA	Pct	FT					Def	Tot	Avg								
	2008-09	5	0	15	3.0	0	1	.000	0	1	.000	3	4	.750	0	1	1	0.2	3	0	0	1	0	0	3	0.6		
	2009-10	16	1	178	11.1	9	24	.375	0	0	.000	7	11	.636	10	25	35	2.2	16	0	4	7	3	3	25	1.6		
	2010-11	16	16	343	21.4	27	63	.429	0	0	.000	3	11	.273	19	30	49	3.1	34	0	12	22	1	11	57	3.6		
	TOTAL	37	17	536	14.5	36	88	.409	0	1	.000	13	26	.500	29	56	85	2.3	53	0	16	30	4	14	85	2.3		



JAMESHA TOWNSEND

Forward ♦ 6-2 ♦ Senior

Chula Vista, Calif. ♦ Bonita Vista HS

AS A JUNIOR (2010-11)

Jamesha Townsend earned a spot in the starting lineup as a junior and remained there for 34 games. She averaged 2.9 points per game and 2.6 rebounds per game but the intangibles were what kept Townsend in the game. She played a season/career-best 30 minutes against Georgia and posted a season/career-best seven points in a WNIT Tournament win at ORU. She tied her career-best with six rebounds three times as a junior.

AS A SOPHOMORE (2009-10)

Townsend filled a blue-collar role for Arkansas last year. Not asked to be the leading scorer or rebounder, Townsend earned one start, played in 28 games and averaged 10.6 minutes per game. Townsend scored six points against No. 24 Georgia and had a career-high seven rebounds against Mississippi State while averaging 1.5 ppg and 2.0 rpg as a sophomore.

AS A FRESHMAN (2008-09)

A California girl with Arkansas roots, Townsend is the first Golden State high school player to sign with the Razorbacks straight from high school in more than a generation. The San Diego area standout can play either forward position for the Razorbacks.

As a true freshman, Townsend saw time in 12 games scoring six points with eight rebounds. Townsend scored three of those points at No. 3 Auburn going 3-for-4 from the free throw line.



IN HIGH SCHOOL

Townsend finished her high school career at Bonita Vista High School in Chula Vista, Calif., but was unable to participate as a senior due to district transfer rules. Townsend averaged 11.7 ppg last season for La Jolla High her junior season and was named third-team All-San Diego region by the Union Tribune. Her La Jolla teams won three-straight California Interscholastic Federation District 4 titles in the San Diego area, ranking either first or second among all girls' teams in the region. Townsend also has a three-year varsity track history, and her mother, Regina, was an all-state track athlete during her high school days in Arkansas.

PERSONAL

Born Jamesha Celecia Townsend on April 12, 1990, she is the daughter of James and Regina Townsend of Chula Vista, Calif. She has an older sister Jessica.

TOWNSEND'S GAME-BY-GAME

JUNIOR SEASON (2010-11)									
OPP	MIN	FG-FGA	3FG-FGA	FT-FTA	REB	A	BLK	STL	PTS
FLORIDA A&M	13	0-2	0-0	0-0	1	0	0	1	0
DAVIDSON	19	2-5	0-1	0-0	2	0	0	1	4
MVSU	19	1-3	0-0	0-0	6	1	1	0	2
MTSU	19	1-5	0-0	0-0	3	1	1	0	2
TENNESSEE STATE	16	1-2	0-0	2-2	5	0	0	0	4
vs High Point	20	2-3	0-0	1-2	3	2	0	1	5
at UTEP	15	0-0	0-0	0-0	3	0	1	0	0
at UT Arlington	9	1-4	0-0	0-0	0	1	0	0	2
at UTAH	9	0-1	0-0	0-0	0	0	0	0	0
ORAL ROBERTS	17	1-2	0-0	1-2	2	1	0	0	3
#12 OKLAHOMA	11	0-1	0-0	0-0	0	0	0	1	0
FURMAN	15	0-3	0-0	1-2	1	1	1	2	1
at Florida	19	2-3	0-0	0-1	3	0	0	2	4
KENTUCKY	21	3-5	0-0	0-0	5	0	0	1	6
at Mississippi State	20	0-2	0-0	2-4	2	1	0	0	2
GEORGIA	30	2-4	0-0	0-0	4	3	0	1	4
at Alabama	16	1-4	0-0	0-0	1	0	0	1	2
at Vanderbilt	25	1-5	0-0	0-0	4	0	0	0	2
OLE MISS	15	2-3	0-0	0-0	3	1	0	1	4
at LSU	20	2-5	0-0	0-0	3	0	0	2	4
TENNESSEE	21	1-4	0-0	0-0	1	2	0	1	2
at Georgia	22	1-5	0-0	0-0	3	0	0	0	2
SOUTH CAROLINA	36	3-6	0-0	0-0	6	1	1	0	6
AUBURN	16	1-2	0-0	0-1	2	0	0	0	2
at Ole Miss	26	3-5	0-0	0-0	4	2	0	1	6
LSU	16	2-5	0-0	0-0	1	0	0	1	4
at KENTUCKY	27	2-4	0-0	0-3	6	1	0	0	4
ALABAMA	13	1-1	0-0	1-2	1	1	0	0	3
vs Florida	15	0-0	0-0	0-0	1	0	1	0	0
SIU-EDWARDSVILLE	14	2-4	0-0	0-1	0	1	0	0	4
LAMAR	18	3-5	0-0	0-0	5	2	1	0	6
at Missouri State	18	0-1	0-1	0-0	1	1	1	0	0
at Oral Roberts	26	3-4	0-0	1-2	4	0	1	1	7
at Illinois State	17	1-3	0-0	0-0	1	1	0	1	2
Totals	633	45-111	0-2	9-22	87	24	9	19	99

SOPHOMORE SEASON (2009-10)									
OPP	MIN	FG-FGA	3FG-FGA	FT-FTA	REB	A	BLK	STL	PTS
vs Alcorn St.	12	1-2	0-1	0-3	2	1	1	1	2
ETSU	10	1-3	0-0	1-2	2	0	0	0	3
vs WKU	10	0-1	0-1	2-2	3	0	0	0	2
KANSAS ST.	8	0-0	0-0	0-0	0	0	0	0	0
at #20 Okla.	6	1-1	0-0	0-1	2	0	0	0	2
COPPIN ST.	8	0-0	0-0	2-2	4	1	0	1	2
at N'western	16	1-4	0-0	0-0	2	0	0	1	2
vs DePaul	5	0-0	0-0	0-0	0	0	0	0	0
vs UTSA	11	1-2	0-0	0-0	3	0	1	0	2
vs VCU	9	0-0	0-0	0-0	1	0	0	1	0
SHSU	22	0-1	0-0	1-2	3	2	0	0	1
FLORIDA	2	0-0	0-0	0-0	2	0	0	0	0
#11/12 LSU	14	0-0	0-0	1-2	3	0	1	0	1
at Ole Miss	9	1-1	0-0	0-0	0	2	0	0	2
MISS ST.	20	0-1	0-0	3-4	7	0	1	0	3
#6 GA	19	3-7	0-0	0-0	3	0	0	1	6
at #25 Ky.	22	0-3	0-0	0-0	2	0	0	1	0
at Alabama	14	0-2	0-0	0-0	1	0	1	1	0
#24 VU	11	1-1	0-0	0-1	1	0	0	0	2
at #5 Tenn.	18	2-4	0-0	0-0	5	1	0	0	4
#20/18 KY	6	1-2	0-0	2-2	2	0	0	0	4
at Auburn	9	0-1	0-0	0-0	1	0	0	0	0
at S. Carolina	9	0-0	0-0	0-0	1	0	0	0	0
OLE MISS	9	1-1	0-0	0-0	2	1	0	0	2
ALABAMA	8	0-0	0-0	1-2	2	0	0	0	1
at #20 LSU	1	0-0	0-0	0-0	1	0	0	0	0
at #24 Ga.	7	0-1	0-0	0-0	2	0	0	0	0
vs Vanderbilt	2	0-0	0-0	0-0	0	0	0	0	0
Totals	297	14-39	0-2	13-23	57	8	5	7	41

FRESHMAN SEASON (2008-09)									
OPP	MIN	FG-FGA	3FG-FGA	FT-FTA	REB	A	BLK	STL	PTS
LA-MONROE	2	0-0	0-0	0-0	1	0	0	0	0
vs Pacific	7	0-1	0-0	0-0	2	0	0	0	0
vs MVSU	8	0-1	0-0	0-2	1	0	0	0	0
WIU	1	0-0	0-0	0-0	0	0	0	0	0
STETSON	12	1-3	0-0	1-2	2	1	0	0	3
LSU	4	0-1	0-1	0-0	0	0	0	0	0
FLORIDA	2	0-0	0-0	0-0	0	0	0	0	0
at LSU	2	0-0	0-0	0-0	0	0	0	0	0
OLE MISS	1	0-0	0-0	0-0	0	0	0	0	0
at Auburn	6	0-0	0-0	3-4	1	0	0	0	3
OKLA. ST.	4	0-0	0-0	0-0	1	0	0	0	0
at Kansas	1	0-0	0-0	0-0	0	0	0	0	0
Totals	50	1-6	0-1	4-8	8	1	0	0	6

JUNIOR



2011-12 RAZORBACKS

GATLING'S CAREER STATS

All Games		Total											3 Point			Rebounds					PF		FO		Ast		TO		Blk		Stl		Pts		Avg	
Year	GP	GS	Min	Avg	FG	FGA	Pct	FG	FGA	Pct	FT	FTA	Pct	Off	Def	Tot	Avg	PF	FO	Ast	TO	Blk	Stl	Pts	Avg											
2008-09*	27	1	234	8.7	19	47	.404	5	19	.263	22	25	.880	4	27	31	1.1	26	0	37	41	0	14	65	2.4											
2009-10*	29	14	621	21.4	34	91	.374	8	25	.320	23	34	.676	8	48	56	1.9	67	0	95	83	1	40	99	3.4											
TOTAL	56	15	855	15.26	53	138	.384	13	44	.295	45	59	.763	12	75	87	1.6	93	0	132	124	1	54	164	2.9											

*at Southern Mississippi

ERIN GATLING

Guard ♦ 5-4 ♦ Junior

Van Buren, Ark. ♦ Van Buren HS/So. Miss.

AS A JUNIOR (2010-11)

Erin Gatling sat out the 2010-11 season due to NCAA transfer rules.

AT SOUTHERN MISS

In her two seasons at Southern Mississippi, Erin Gatling led the team in free throw percentage her freshman season and was the team's leader in steals and assists as a sophomore. She paced the Golden Eagles to a conference runner-up finish in the 2008-09 season.

In addition, Gatling was a member of the conference honor roll with a 3.12 grade point average in exercise science.

AT VAN BUREN HS

Gatling averaged 16.0 ppg and 6.5 apg at Van Buren High. She concluded her prep career as the Pointers' all-time leading scorer with 1,127 points and led the team in assists, steals and free throws made.

She was an all-conference and all-state selection in basketball and also lettered in track and field. She won the 800-meter state champion as a prepster and still ranks among the state's leaders in the 800.

PERSONAL

Born Nov. 13, 1989, Erin Renee Gatling is one of three children of David and Cheryl Gatling of Van Buren, Ark. She has two siblings, Chris and Jacob. Gatling plans to major in kinesiology and applied exercise science at Arkansas.



JUNIOR



2011-12 RAZORBACKS

HATCHER'S CAREER STATS

All Games		Total						3 Point			Rebounds															
Year	GP	GS	Min	Avg	FG	FGA	Pct	FG	FGA	Pct	FT	FTA	Pct	Off	Def	Tot	Avg	PF	FO	Ast	TO	Blk	Stl	Pts	Avg	
2008-09*	25	0	267	10.7	28	60	.467	16	38	.421	10	15	.667	3	12	15	0.6	16	0	10	17	0	7	82	3.3	
2009-10**	Redshirt Season																									
TOTALS	25	0	267	10.7	28	60	.467	16	38	.421	10	15	.667	3	12	15	0.6	16	0	10	17	0	7	82	3.3	

*at Oklahoma State

**at Southern Methodist

KELSEY HATCHER

Guard/Forward ♦ 5-10 ♦ Junior

Little Rock, Ark. ♦ CAC/Oklahoma State/Southern Methodist

AS A JUNIOR (2010-11)

Kelsey Hatcher sat out the 2010-11 season due to NCAA transfer rules.

PRIOR TO ARKANSAS

Hatcher has found her home at Arkansas after stints at Oklahoma State and Southern Methodist. Hatcher inked with the Cowgirls out of high school and appeared in 25 games as a true freshman. She shot 28-of-60 from the field and was 16-of-38 from three-point range for a .421 shooting percentage. That mark ranked second on the team. She had 15 rebounds and 10 assists in her first season.

Hatcher transferred to SMU following her freshman season at OSU and sat out the 2009-10 season due to NCAA rules.

AT CENTRAL ARKANSAS CHRISTIAN

Hatcher was an all-state selection as a senior leading CAC to a 27-5 record and a berth in the 4A State Tournament. She averaged 24 ppg as a senior and finished her career third on the school's all-time scoring list with 1,518 career points in three seasons. Hatcher was a four-time all-conference and two-time all-state selection and scored 1,974 career points with 283 three-pointers over her four-year prep career (Pulaski Academy and CAC).

In addition to basketball, Hatcher was active in cross country, soccer and track helping her teams to 11 state titles. She was featured in Sports Illustrated's "Faces In The Crowd".

PERSONAL

Born Jan. 17, 1990, Kelsey Brooke Hatcher is the oldest of six children to Greg Hatcher and Tammy Childress of Little Rock, Ark. She has four sisters, Haley, Larkin, Lynley and Mattie and a brother, Layne. Hatcher is majoring in fashion merchandising at Arkansas.



JUNIOR



2010-11 SEASON HIGHS

Points:	25, Lamar, 3-17-11
FGM:	10, Lamar, 3-17-11*
FGA:	21, Lamar, 3-17-11
FTM:	6, #10 Kentucky, 1-6-11
FTA:	7, Lamar, 3-17-11*
3FGM:	2, Lamar, 3-17-11*
3FGA:	8, Lamar, 3-17-11
Off. Reb.	7, Lamar, 3-17-11
Def. Reb.	10, Georgia, 2-3-11
Total Reb.	14, Lamar, 3-17-11*
Assists:	4, Ole Miss, 1-23-11
Blocks:	6, #10 Kentucky, 1-6-11
Steals:	3, Vanderbilt, 1-20-11
Minutes:	40, Georgia, 2-3-11

CAREER HIGHS

Points:	25, Lamar, 3-17-11
FGM:	10, Lamar, 3-17-11*
FGA:	21, Lamar, 3-17-11
FTM:	6, #10 Kentucky, 1-6-11
FTA:	7, Lamar, 3-17-11*
3FGM:	2, Lamar, 3-17-11*
3FGA:	8, Lamar, 3-17-11
Off. Reb.	7, Lamar, 3-17-11
Def. Reb.	10, Georgia, 2-3-11
Total Reb.	14, Lamar, 3-17-11*
Assists:	4, Ole Miss, 1-23-11
Blocks:	6, #10 Kentucky, 1-6-11
Steals:	3, Vanderbilt, 1-20-11
Minutes:	40, Georgia, 2-3-11

*Most Recent



WATKINS' CAREER STATS

All Games		3 Point										Rebounds													
Year	GP	GS	Min	Avg	FG	Total FGA	Pct	FG	FGA	Pct	FT	FTA	Pct	Off	Def	Tot	Avg	PF	FO	Ast	TO	Blk	Stl	Pts	Avg
2009-10	30	2	619	20.6	71	188	.378	3	9	.333	31	50	.620	41	75	116	3.9	63	0	14	56	40	17	176	5.9
2010-11	34	34	1012	29.8	169	364	.464	23	64	.359	97	141	.688	74	117	191	5.6	93	2	23	72	58	17	458	13.5
TOTAL	64	36	1631	25.5	240	552	.435	26	73	.356	128	191	.670	115	192	307	4.8	156	2	37	128	98	34	634	9.9

Southeastern Conference		3 Point										Rebounds													
Year	GP	GS	Min	Avg	FG	Total FGA	Pct	FG	FGA	Pct	FT	FTA	Pct	Off	Def	Tot	Avg	PF	FO	Ast	TO	Blk	Stl	Pts	Avg
2009-10	16	2	321	20.1	25	93	.269	0	3	.000	16	26	.615	18	33	51	3.2	29	0	7	24	18	6	66	4.1
2010-11	16	16	538	33.6	79	180	.439	11	35	.314	51	72	.708	33	59	92	5.8	45	1	18	37	27	9	220	13.8
TOTAL	32	18	859	26.8	104	273	.381	11	38	.289	67	98	.684	51	92	143	4.5	74	1	25	61	45	15	286	8.9

SARAH WATKINS

Post ♦ 6-3 ♦ Junior

Germantown, Tenn. ♦ Houston HS

AS A SOPHOMORE (2010-11)

A shooter's worst nightmare, Sarah Watkins emerged as a solid post player and premier shot-blocker as a sophomore in 2010-11. Watkins finished her second season of college ball second on the team with 13.5 ppg and 5.6 rpg. She led the team with 58 blocks, bettering her freshman record of 40 from the previous year. Her efforts were rewarded with all-tournament team honors at UTEP and selection to the media's All-SEC Second-Team. She also earned SEC Player of the Week honors in early January. Watkins elevated her game in the postseason scoring 16.8 ppg and grabbing 6.5 rpg in four contests. She had 28 games in double-figure scoring, six with double-digit rebounds and six double-doubles. Watkins scored 20 or more points four times last year highlighted by a career-best 25 points in a postseason win over Lamar in which she shot 10-for-21 from the floor. Her 14 rebounds against Georgia and against Lamar are also career-highs. As a shot-blocker, Watkins finished the year ranked eighth in the Arkansas career record books, third in the SEC in both all game and league game single season numbers and 64th in the nation as a sophomore.



AS A FRESHMAN (2009-10)

Watkins was asked to step in and step up as a post player in the toughest conference in the country as a true freshman. A 30-game player in her first year, Watkins averaged 5.9 ppg, 3.9 rpg and 20.6 minutes per game in 2009-10. A post player with the ability to step out and shoot the three, Watkins got better with every game. She opened her career with a 20-point effort against Alcorn State – all in the second half. She had three games in double-figures to start the season but a recurring back injury slowed her at times during the season. Watkins led the team in blocks with 40 as a freshman and just missed the single game record with five against Coppin State.

AT HOUSTON HS

Watkins was rated top 50 or top 100 by almost every notable girls' basketball service. ESPN listed the versatile center as the No. 42 recruit in the country (and the No. 7 forward in the country), tout-

ing her ability to score from two feet to 24 feet. SLAM magazine listed Watkins as its No. 60 prospect as well. Already a 1,000-point career scorer by the close of her junior year, Watkins led Houston High in Germantown, Tenn., to the 8-AAA regional championship in basketball. Watkins averaged 23 ppg, 10 rpg and 5 blocks last season. She broke the HHS single-game scoring record last year with 43 points against rival Germantown, pulling down 18 rebounds with eight blocks. As a junior, Watkins was named MVP of the regional tournament, along with all-metro Memphis and several other tournament teams. The 6-3 post was also selected for both Nike Skills Academy and adidas Top Ten. Her AAU team, Memphis Elite, is a fixture on the national tournament scene. Along with her basketball talent, Watkins is a member of Houston High's two-time district and regional golf champion squads. As a senior, she was a scoring member of HHS team that was third at the state Class AAA championship; seventh her junior year.

PERSONAL

Born Sept. 14, 1990, Sarah Elizabeth Watkins is one of three children to Roxanne and Dennis Watkins. She has two brothers, Daniel and David. Watkins is majoring in sports medicine and applied exercise science at Arkansas.

WATKINS' GAME-BY-GAME

SOPHOMORE SEASON (2010-11)

OPP	MIN	FG-FGA	3FG-FGA	FT-FTA	REB	A	BLK	STL	PTS
FLORIDA A&M	25	4-12	0-0	3-5	7	0	0	0	11
DAVIDSON	27	4-10	1-1	2-2	1	0	0	2	11
MVSU	22	3-7	0-0	0-0	3	0	1	0	6
MTSU	15	1-5	0-0	0-0	6	0	1	0	2
TENNESSEE STATE	24	7-11	1-1	2-2	7	0	3	1	17
vs High Point	23	8-11	0-0	1-2	6	3	1	1	17
at UTEP	37	7-12	0-0	1-4	8	0	5	0	15
at UT Arlington	31	5-8	0-0	2-4	6	0	5	1	12
at UTAH	34	6-9	2-2	4-5	5	0	0	0	18
ORAL ROBERTS	29	10-13	2-4	0-0	10	1	3	1	22
#12 OKLAHOMA	27	1-4	0-0	4-4	2	0	0	0	6
FURMAN	25	3-7	2-2	4-4	4	0	3	0	12
at Florida	31	4-9	1-2	1-2	5	1	2	0	10
KENTUCKY	30	4-10	0-1	6-6	9	1	6	0	14
at Mississippi State	35	9-16	0-3	3-5	6	1	0	0	21
GEORGIA	25	4-9	0-1	4-5	1	1	1	0	12
at Alabama	38	5-10	1-3	5-6	1	1	0	0	16
at Vanderbilt	24	3-10	1-2	2-2	3	2	0	3	9
OLE MISS	38	9-16	0-2	3-6	4	4	2	2	21
at LSU	38	2-8	2-2	4-4	10	0	1	1	10
TENNESSEE	30	4-6	1-2	6-7	2	0	2	0	15
at Georgia	40	6-13	2-4	2-6	14	1	2	0	16
SOUTH CAROLINA	38	2-4	1-1	5-6	10	1	2	1	10
AUBURN	36	4-17	1-3	3-4	10	3	1	0	12
at Ole Miss	25	6-13	0-2	2-4	4	0	0	0	14
LSU	37	7-18	1-3	4-6	4	0	1	0	19
at KENTUCKY	37	4-9	0-1	1-2	4	1	4	1	9
ALABAMA	36	6-12	0-3	0-1	5	1	3	1	12
vs Florida	30	3-11	0-2	1-2	4	0	2	0	7
SIU-EDWARDSVILLE	23	5-11	1-3	4-6	4	1	1	0	15
LAMAR	26	10-21	2-8	3-7	14	0	4	0	25
at Missouri State	29	4-16	1-5	4-7	8	0	1	2	13
at Oral Roberts	18	4-6	0-0	5-6	2	0	0	0	13
at Illinois State	29	5-10	0-1	6-9	2	0	1	0	16
Totals	1012	169-364	23-64	97-141	191	23	58	17	458

FRESHMAN SEASON (2009-10)

OPP	MIN	FG-FGA	3FG-FGA	FT-FTA	REB	A	BLK	STL	PTS
vs Alcorn St.	21	9-11	0-1	2-3	5	2	1	1	20
at SMU	28	4-8	0-0	2-2	8	1	0	2	10
ETSU	22	6-9	1-1	1-2	9	0	3	2	14
vs IONA	22	1-7	0-1	0-0	6	1	1	1	2
vs WKU	25	3-5	0-0	2-2	3	0	2	0	8
KANSAS ST.	31	4-9	0-0	1-2	3	1	1	1	9
at #20 Okla.	30	8-12	2-2	0-3	5	1	0	0	18
COPPIN ST.	21	1-3	0-0	0-0	7	1	5	0	2
at N'western	20	2-9	0-0	2-2	4	0	0	1	6
vs DePaul	17	0-3	0-1	2-4	2	0	1	0	2
vs UTSA	12	2-4	0-0	0-0	2	0	1	1	4
vs VCU	11	0-2	0-0	0-0	3	0	1	0	0
SHSU	17	3-7	0-0	1-2	6	0	3	1	7
FLORIDA	24	3-7	0-1	0-2	6	1	3	1	6
#11/12 LSU	20	1-9	0-1	0-0	2	0	0	0	2
at Ole Miss	18	3-7	0-0	1-2	0	1	2	1	7
MISS ST.	12	0-4	0-0	1-2	3	0	0	0	1
#6 GA	24	1-7	0-0	2-3	4	1	0	0	4
at #25 Ky.	13	0-2	0-0	1-2	2	0	1	0	1
at Alabama	15	2-3	0-0	0-0	2	1	0	1	4
#24 VU	18	2-7	0-0	0-1	1	0	0	0	4
at #5 Tenn.	16	1-7	0-1	0-1	4	1	0	0	2
#20/18 KY	17	1-6	0-0	3-5	2	0	1	0	5
at Auburn	17	1-3	0-0	0-0	0	0	2	1	2
at S. Carolina	24	4-8	0-0	6-6	4	0	3	1	14
OLE MISS	28	3-8	0-0	0-0	8	1	2	0	6
ALABAMA	27	1-6	0-0	2-2	6	0	2	1	4
at #20 LSU	24	1-6	0-0	0-3	1	1	1	0	2
at #24 Ga.	24	1-3	0-0	0-0	4	0	1	0	2
vs Vanderbilt	21	3-6	0-0	2-2	2	0	3	1	8
Totals	619	71-188	3-9	31-50	116	14	40	17	176

JUNIOR



2010-11 SEASON HIGHS

Points:	16, Lamar, 3-17-11
FGM:	6, Lamar, 3-17-11
FGA:	9, Lamar, 3-17-11
FTM:	2, No. 5 Tennessee, 1-30-11*
FTA:	4, Davidson, 11-14-10
3FGM:	3, Lamar, 3-17-11
3FGA:	4, Lamar, 3-17-11
Off. Reb.:	7, Davidson, 11-14-10
Def. Reb.:	5, MTSU, 11-21-10
Total Reb.:	8, Davidson, 11-14-10
Assists:	1, Auburn, 2-13-11*
Blocks:	2, Lamar, 3-17-11*
Steals:	4, MTSU, 11-21-10
Minutes:	20, Furman, 12-28-10

CAREER HIGHS

Points:	16, Lamar, 3-17-11
FGM:	6, Lamar, 3-17-11
FGA:	11 at S. Carolina, 2-14-10
FTM:	3 vs. Alabama, 2-21-10*
FTA:	5 at S. Carolina, 2-14-10*
3PTM:	3, Lamar, 3-17-11
3PTA:	6 at #20 LSU, 2-25-10
Off. Reb.:	7, Davidson, 11-14-10
Def. Reb.:	5, MTSU, 11-21-10
Rebounds:	11 at S. Carolina, 2-14-10
Assists:	3 vs. ASU, 11-15-09
Blocks:	3 vs. Alabama, 2-21-10
Steals:	4, MTSU, 11-21-10
Minutes:	20, Furman, 12-28-10

*Most Recent

2011-12 RAZORBACKS

WILLIAMS' CAREER STATS

All Games		Total										3 Point			Rebounds										
Year	GP	GS	Min	Avg	FG	FGA	Pct	FG	FGA	Pct	FT	FTA	Pct	Off	Def	Tot	Avg	PF	FO	Ast	TO	Blk	Stl	Pts	Avg
2009-10	26	0	382	14.7	44	109	.404	7	36	.194	16	26	.615	31	67	98	3.8	37	2	14	27	10	13	111	4.3
2010-11	25	1	349	14.0	38	87	.437	6	16	.375	14	23	.609	33	44	77	3.1	33	0	7	18	9	15	96	3.8
TOTAL	51	1	731	14.3	82	196	.418	13	52	.250	30	49	.612	64	111	175	3.4	70	2	21	45	19	28	207	4.1
Southeastern Conference		Total										3 Point			Rebounds										
Year	GP	GS	Min	Avg	FG	FGA	Pct	FG	FGA	Pct	FT	FTA	Pct	Off	Def	Tot	Avg	PF	FO	Ast	TO	Blk	Stl	Pts	Avg
2009-10	13	0	187	14.4	19	55	.345	4	22	.182	6	9	.667	11	34	45	3.5	14	0	4	14	6	5	48	3.7
2010-11	10	1	74	7.4	3	12	.250	0	0	.000	3	4	.750	8	8	16	1.6	8	0	3	2	0	2	9	0.9
TOTAL	23	1	261	11.3	22	67	.328	4	22	.182	9	13	.692	19	42	61	2.7	22	0	7	16	6	7	57	2.5

QUISTELLE WILLIAMS

Forward ♦ 6-0 ♦ Junior

Grand Rapids, Mich. ♦ Ottawa Hills

AS A SOPHOMORE (2010-11)

Williams continued to improve in her second season of collegiate basketball with the Razorbacks. She played in 25 games starting one and really showcased her skills late in the season. She finished the year sixth on the team in scoring with 3.8 ppg and averaged 3.1 rpg as a sophomore. She improved those numbers to 8.8 ppg and 4.0 rpg in the four-game postseason run in the WNIT Tournament. Williams scored in double-digits three times last year highlighted by a career-best 16 points on 6-for-9 shooting against Lamar in the first game of the postseason.



AS A FRESHMAN (2009-10)

Williams had the unenviable task of taking a year off from basketball and having to play her way into competition form throughout the year. She responded playing in 26 games and averaging 4.3 ppg and 3.8 rpg in her first season. Williams had three games in which she scored double-figures with a season/career-best of 13 twice. She had 13 points and 11 rebounds – her first career double-double leading Arkansas to a school-record 18-point comeback at South Carolina and earned SEC Freshman of the Week honors for her efforts.

PRIOR TO ARKANSAS

Williams signed with Arkansas as part of Tom Collen's first recruiting class in 2008 but sat out the 2008-09 season. Williams averaged 16.4 ppg and 10 rpg as the top scorer for the EKHS Falcons, with a season-high and team-leading 29 points against Muskegon. Williams scored in double digits in every game she played except one, and was the Falcons' leading scorer in almost three-fourths of the 20-game season. On several occasions, Williams scored half of her team's total points, in-

cluding her EKHS career best of 29 as the Falcons' picked up 59 points as a team against Muskegon. Along with her scoring, Williams was one of the team's top assist-makers with six per game. She also blocked four shots per game as a senior.

The 29 points equals her junior season best as a player for Grand Rapids, Mich., Ottawa Hills High. She averaged 14 ppg, 10 rpg and 6 apg for Ottawa as a junior. A starter at the varsity level since her freshman season, she began her career as the starting point guard for Ottawa Hills before moving to a forward slot as a junior and senior. The 6-1 forward pulled down a senior season high 12 rebounds with 19 points against Jenison. Williams made her best run at a triple-double against West Ottawa with 18 points, nine boards and six assists.

In addition to her local recognition, Williams was among the players nominated from the state of Michigan for the McDonald's All-America game. Williams is a three-time all-conference and three-time all-area selection. She participated in several regional leagues, including earning MVP honors in a local expo-

WILLIAMS' GAME-BY-GAME

SSOPHOMORE SEASON (2010-11)										
OPP	MIN	FG-FGA	3FG-FGA	FT-FTA	REB	A	BLK	STL	PTS	
FLORIDA A&M	13	1-2	0-0	1-2	3	0	1	1	3	
DAVIDSON	15	1-6	0-2	2-4	8	1	2	1	4	
MVSU	14	0-2	0-0	2-2	3	0	0	1	2	
MTSU	19	1-4	0-0	0-0	6	0	2	4	2	
at UT Arlington	17	0-1	0-0	1-2	4	1	0	0	1	
at UTAH	16	2-3	0-0	0-0	2	0	1	0	4	
ORAL ROBERTS	21	3-6	0-0	1-2	5	0	0	1	7	
#12 OKLAHOMA	16	1-4	0-0	0-0	1	0	0	1	2	
FURMAN	20	5-8	0-1	1-2	3	1	0	0	11	
at Florida	11	1-1	0-0	0-0	1	0	0	0	2	
KENTUCKY	3	0-0	0-0	0-0	0	0	0	0	0	
at Mississippi State	9	0-3	0-0	0-0	2	0	0	0	0	
GEORGIA	19	1-4	0-0	1-2	5	1	0	0	3	
at Alabama	0	0-0	0-0	0-0	0	0	0	0	0	
TENNESSEE	9	0-0	0-0	2-2	2	1	0	0	2	
at Georgia	11	0-1	0-0	0-0	2	0	0	1	0	
AUBURN	5	1-2	0-0	0-0	2	1	0	1	2	
LSU	3	0-0	0-0	0-0	1	0	0	0	0	
ALABAMA	4	0-1	0-0	0-0	1	0	0	0	0	
vs Florida	24	5-5	2-2	1-2	2	0	0	0	13	
SIU-EDWARDSVILLE	18	1-3	0-1	1-2	4	0	0	0	3	
LAMAR	17	6-9	3-4	1-1	5	1	2	0	16	
at Missouri State	22	4-7	0-1	0-0	7	0	0	0	8	
at Oral Roberts	23	3-6	0-0	0-0	3	0	0	2	6	
at Illinois State	20	2-9	1-5	0-0	5	0	1	1	5	
Totals	349	38-87	6-16	14-23	77	7	9	15	96	

FRESHMAN SEASON (2009-10)										
OPP	MIN	FG-FGA	3FG-FGA	FT-FTA	REB	A	BLK	STL	PTS	
vs Alcorn St.	11	2-4	0-1	0-0	5	3	0	2	4	
ETSU	13	2-3	0-0	1-2	5	1	1	0	5	
vs IONA	8	0-0	0-0	0-0	0	0	0	1	0	
vs WKU	9	1-1	0-0	0-0	2	1	0	0	2	
KANSAS ST.	13	3-5	1-2	3-3	3	0	0	3	10	
at #20 Okla.	13	3-7	1-2	2-2	3	0	0	2	9	
COPPIN ST.	11	1-4	0-1	0-0	3	1	0	0	2	
at N'western	0	2-6	0-2	1-2	8	2	1	0	5	
vs DePaul	23	2-7	0-3	0-1	4	0	0	0	4	
vs UTSA	15	2-2	0-0	1-2	5	0	1	0	5	
vs VCU	24	2-3	0-0	0-0	6	0	1	0	4	
SHSU	18	5-9	1-2	2-5	5	1	0	0	13	
FLORIDA	11	0-2	0-1	0-0	1	0	0	0	0	
#11/12 LSU	17	2-7	1-5	0-0	2	0	1	0	5	
at Ole Miss	6	0-2	0-0	0-0	1	0	0	0	0	
MISS ST.	6	0-1	0-0	0-1	2	0	0	0	0	
at #25 Ky.	2	0-1	0-0	0-0	0	0	0	0	0	
at #5 Tenn.	10	1-2	1-2	0-0	1	0	0	0	3	
#20/18 KY	21	2-6	0-0	0-0	10	1	1	0	4	
at Auburn	29	4-8	0-3	0-0	8	2	0	1	18	
at S. Carolina	30	5-11	0-1	3-5	11	0	1	1	13	
OLE MISS	11	1-2	0-1	0-0	0	1	0	1	2	
ALABAMA	20	2-5	0-3	3-3	7	0	3	1	7	
at #20 LSU	18	2-6	2-4	0-0	2	0	0	1	6	
at #24 Ga.	6	0-2	0-2	0-0	0	0	0	0	0	
vs Vanderbilt	17	0-3	0-1	0-0	4	1	0	0	0	
Totals	382	44-109	7-36	16-26	98	14	10	13	111	

sure league for up-and-coming players last summer.

Williams is the first high school player from the state of Michigan to sign at Arkansas for women's basketball.

PERSONAL

Quistelle Euniece Williams is the daughter of Anshanette Colbert-Brooks and Christopher Brooks. Born Aug. 26, 1990, Williams has a sister, Taneisha, and brother Brian. She plans to major in criminal justice and sociology at Arkansas.

SOPHOMORE



2010-11 SEASON HIGHS

Points:	16, UTEP, 11-27-10
FGM:	6, UT-Arlington, 12-1-10*
FGA:	15, at Florida, 1-3-11
FTM:	5, No. 12 Oklahoma, 12-19-10*
FTA:	8, Oral Roberts, 12-16-10
3FGM:	2, UTEP, 11-27-10
3FGA:	4, UTEP, 11-27-10
Off. Reb.:	6, LSU, 1-27-11
Def. Reb.:	8, No. 12 Oklahoma, 12-19-10*
Total Reb.:	12, MVSU, 11-17-10
Assists:	3, Lamar, 3-17-11*
Blocks:	2, Utah, 12-4-10
Steals:	4, UT-Arlington, 12-1-10
Minutes:	33, UT-Arlington, 12-1-10

CAREER HIGHS

Points:	16, UTEP, 11-27-10
FGM:	6, UT-Arlington, 12-1-10*
FGA:	15, at Florida, 1-3-11
FTM:	5, No. 12 Oklahoma, 12-19-10*
FTA:	8, Oral Roberts, 12-16-10
3FGM:	2, UTEP, 11-27-10
3FGA:	4, UTEP, 11-27-10
Off. Reb.:	6, LSU, 1-27-11
Def. Reb.:	8, No. 12 Oklahoma, 12-19-10*
Total Reb.:	12, MVSU, 11-17-10
Assists:	3, Lamar, 3-17-11*
Blocks:	2, Utah, 12-4-10
Steals:	4, UT-Arlington, 12-1-10
Minutes:	33, UT-Arlington, 12-1-10

*Most Recent

2011-12 RAZORBACKS

PEAK'S CAREER STATS

All Games		Total										3 Point			Rebounds										
Year	GP	GS	Min	Avg	FG	FGA	Pct	FG	FGA	Pct	FT	FTA	Pct	Off	Def	Tot	Avg	PF	FO	Ast	TO	Blk	Stl	Pts	Avg
2010-11	31	0	814	26.3	86	220	.391	6	26	.231	42	81	.519	63	114	177	5.7	49	0	49	58	6	38	220	7.1
TOTAL	31	0	814	26.3	86	220	.391	6	26	.231	42	81	.519	63	114	177	5.7	49	0	49	58	6	38	220	7.1
Southeastern Conference		Total										3 Point			Rebounds										
Year	GP	GS	Min	Avg	FG	FGA	Pct	FG	FGA	Pct	FT	FTA	Pct	Off	Def	Tot	Avg	PF	FO	Ast	TO	Blk	Stl	Pts	Avg
2010-11	14	0	397	28.4	32	99	.323	1	9	.111	15	28	.536	31	46	77	5.5	19	0	18	29	3	12	80	5.7
TOTAL	14	0	397	28.4	32	99	.323	1	9	.111	15	28	.536	31	46	77	5.5	19	0	18	29	3	12	80	5.7

KEIRA PEAK

Forward ♦ 5-9 ♦ Sophomore
Clyattville, Ga. ♦ Lowndes

AS A FRESHMAN (2010-11)

It is often difficult for a freshman player to have an immediate impact on a team, especially in the Southeastern Conference, but that is exactly what Keira Peak did for the Razorbacks last season. The Clyattville, Ga., native took her time getting started but worked hard playing in 31 of 34 games and averaging 7.1 ppg and 5.7 rpg. Peak quickly became a fan favorite with her extra hustle and dynamic jumping ability. If there were a statistic for scrapping on the floor, Peak would have won it. Peak had eight games in double-digit scoring including a career-best 16 points in the win at UTEP. She collected a career-best 12 rebounds against Mississippi Valley State.



PEAK'S GAME-BY-GAME

FRESHMAN SEASON (2010-11)

OPP	MIN	FG-FGA	3FG-FGA	FT-FTA	REB	A	BLK	STL	PTS
FLORIDA A&M	25	3-9	1-2	1-4	7	1	0	1	8
DAVIDSON	26	3-6	0-1	0-1	5	3	0	1	6
MVSU	27	2-7	0-2	1-2	12	3	0	1	5
MTSU	22	6-8	1-1	1-1	2	1	0	2	14
TENNESSEE STATE	22	3-7	0-1	2-2	2	1	0	1	8
vs High Point	21	6-8	0-1	1-3	5	0	0	1	13
at UTEP	33	6-12	2-4	2-4	5	3	1	3	16
at UT Arlington	33	6-13	0-1	3-6	9	2	0	4	15
at UTAH	30	1-4	0-0	1-2	5	1	2	2	3
ORAL ROBERTS	26	2-6	0-0	5-8	9	2	0	4	9
#12 OKLAHOMA	30	3-5	0-0	5-7	9	2	0	2	11
FURMAN	23	2-5	0-1	2-4	1	3	0	3	6
at Florida	33	5-15	0-2	0-1	7	1	0	0	10
KENTUCKY	24	4-7	0-0	2-4	5	2	0	1	10
at Mississippi State	31	1-7	0-0	4-4	5	1	0	0	6
GEORGIA	30	2-12	0-1	0-1	5	2	0	0	4
at Alabama	29	3-8	1-1	4-4	7	0	0	1	11
at Vanderbilt	26	1-2	0-0	0-2	4	1	0	1	2
OLE MISS	28	2-5	0-0	0-4	6	2	0	2	4
at LSU	32	0-2	0-1	4-4	9	0	0	0	4
TENNESSEE	28	4-6	0-1	0-0	5	1	0	2	8
at Georgia	27	0-8	0-0	0-2	5	2	0	1	0
SOUTH CAROLINA	31	2-11	0-2	0-0	5	3	1	0	4
AUBURN	24	2-3	0-0	1-1	4	1	1	1	5
at Ole Miss	28	3-9	0-0	0-1	4	0	1	2	6
LSU	26	3-4	0-1	0-0	6	2	0	1	6
SIU-EDWARDSVILLE	14	4-8	0-0	1-1	5	1	0	1	9
LAMAR	19	1-7	0-0	1-4	5	3	0	0	3
at Missouri State	17	2-5	0-0	0-2	3	2	0	0	4
at Oral Roberts	23	1-2	0-0	1-2	8	1	0	0	3
at Illinois State	26	3-9	1-3	0-0	8	2	0	0	7
Totals	814	86-220	6-26	42-81	177	49	6	38	220

AT LOWNDES HS

Keira Peak is a first-team all-state selection from Clyattville, Ga. (near Valdosta). Listed as a power or strong forward for Lowndes High School, Peak played in 29 games averaging 22.0 ppg as a senior. Her career numbers include 83 games, 18.0 ppg, 3.0 apg and 12.0 rpg in four seasons. In addition to her all-state honor, Peak most recently earned MVP honors at the North-South All-Star game. She is a first-team all-region selection as a senior after earning first-team honors as a junior. Peak paced the Lowndes Vikettes to three consecutive 22+ win seasons and scored more than 1,200 career points. She grabbed more than 800 career rebounds and had 200+ steals. In addition to basketball, Peak was a four-year letterwinner in track and a one-year letterwinner in softball.

PERSONAL

Keira Shauntae Peak was born May 17, 1991, and is the daughter of Carol Jacobs of Valdosta, Ga. Peak has three older siblings, Tony, Kenneth and Keia, and is majoring in business at Arkansas.

SOPHOMORE



2010-11 SEASON HIGHS

Points:	16, UTEP, 11-27-10
FGM:	6, UT-Arlington, 12-1-10*
FGA:	15, at Florida, 1-3-11
FTM:	5, No. 12 Oklahoma, 12-19-10*
FTA:	8, Oral Roberts, 12-16-10
3FGM:	2, UTEP, 11-27-10
3FGA:	4, UTEP, 11-27-10
Off. Reb.:	6, LSU, 1-27-11
Def. Reb.:	8, No. 12 Oklahoma, 12-19-10*
Total Reb.:	12, MVSU, 11-17-10
Assists:	3, Lamar, 3-17-11*
Blocks:	2, Utah, 12-4-10
Steals:	4, UT-Arlington, 12-1-10
Minutes:	33, UT-Arlington, 12-1-10

CAREER HIGHS

Points:	16, UTEP, 11-27-10
FGM:	6, UT-Arlington, 12-1-10*
FGA:	15, at Florida, 1-3-11
FTM:	5, No. 12 Oklahoma, 12-19-10*
FTA:	8, Oral Roberts, 12-16-10
3FGM:	2, UTEP, 11-27-10
3FGA:	4, UTEP, 11-27-10
Off. Reb.:	6, LSU, 1-27-11
Def. Reb.:	8, No. 12 Oklahoma, 12-19-10*
Total Reb.:	12, MVSU, 11-17-10
Assists:	3, Lamar, 3-17-11*
Blocks:	2, Utah, 12-4-10
Steals:	4, UT-Arlington, 12-1-10
Minutes:	33, UT-Arlington, 12-1-10

*Most Recent

ROBINSON'S CAREER STATS

All Games		3 Point											Rebounds												
Year	GP	GS	Min	Avg	FG	Total FGA	Pct	FG	FGA	Pct	FT	FTA	Pct	Off	Def	Tot	Avg	PF	FO	Ast	TO	Blk	Stl	Pts	Avg
2009-10	29	0	602	20.8	46	136	.338	18	58	.310	43	54	.796	42	69	111	3.8	29	0	19	49	4	17	153	5.3
TOTAL	29	0	602	20.8	46	136	.338	18	58	.310	43	54	.796	42	69	111	3.8	29	0	19	49	4	17	153	5.3
Southeastern Conference		3 Point											Rebounds												
Year	GP	GS	Min	Avg	FG	Total FGA	Pct	FG	FGA	Pct	FT	FTA	Pct	Off	Def	Tot	Avg	PF	FO	Ast	TO	Blk	Stl	Pts	Avg
2009-10	16	0	284	17.8	12	53	.226	0	18	.000	24	29	.828	21	31	52	3.3	13	0	6	19	3	5	48	3.0
TOTAL	16	0	284	17.8	12	53	.226	0	18	.000	24	29	.828	21	31	52	3.3	13	0	6	19	3	5	48	3.0

DOMINIQUE ROBINSON

Forward ♦ 6-0 ♦ Sophomore
Baton Rouge, La. ♦ Capitol

AS A SOPHOMORE (2010-11)

Dominique Robinson red-shirted the 2010-11 season.

AS A FRESHMAN (2009-10)

Robinson is one of the most athletic members of the Razorback women's basketball team. An intense, quiet player, Robinson saw time in 29 games as a freshman averaging 5.3 ppg and 3.8 rpg. Robinson is a deadly three-point shooter who led the Southeastern Conference in three-point percentage prior to the start of league play. The true freshman went 14-for-33 for 42.4 percent in the opening 12 games. Conference opponents, however, keyed in on Robinson and she went 0-for-18 in SEC games from beyond the arc. Robinson knew it was just a matter of time until she would break out and she did just that hitting four three's in the first round of the SEC Tournament.

The Baton Rouge, La., native posted double-digits four times with a career-best 17 against East Tennessee State. She had 16 in the first round of the SEC tournament against Vanderbilt. Robinson had a career-best eight boards twice in 2009-10.

AT CAPITOL HS

Robinson was the final spring signee for Razorback basketball team. The 6-0 Louisiana player of the year for Class AAA is a playmaker with size. At 6-0 and with a 20-point-per-game touch, Robinson gives the Razorbacks tremendous flexibility in how she is used in the offense. Recognized as one of the top high school players available during the late signing period, Robinson was ranked highly by All Star Girls Report overall and top 40 in the nation among shooting guards at No. 32.

A double-double average for one of the state of Louisiana's dominant girls' basketball programs, Robinson averaged 23.7 ppg and 13 rpg in lead-



ing Capitol to a 28-4 state championship season for Class AAA state coach of the year, Alvin Stewart. Robinson was the Louisiana Sports Writers Association's Player of the Year for 3A as well as a first-team all-state selection.

Capitol has won two state titles and runner-up a third season with Robinson. She dominated the recent 2009 state championship game with 31 of the Lions' 63 points. Robinson also pulled down 13 boards for the double in the 22-point win over Lake Charles, La., St. Louis Catholic. Hitting 9-of-13 from the field and 12-of-18 at the line, Robinson was the MVP of the Class AAA title game.

A LSWA all-state selection since her sophomore season, Robinson averaged 21 ppg and 10 rpg in 2007 to lead the Lions. Her junior season, Robinson repeated her first-team honors, averaging 22 ppg to lead CHS to the state title.

PERSONAL

Born March 18, 1991, Dominique Jane'e Robinson is one of five children. Her parents are Melissa Robinson and James Roach and she has two brothers, Durrell and DeAundray;

ROBINSON'S GAME-BY-GAME

2010-11										
OPP	MIN	FG-FGA	3FG-FGA	FT-FTA	REB	A	BLK	STL	PTS	
Redshirt										
FRESHMAN SEASON (2009-10)										
OPP	MIN	FG-FGA	3FG-FGA	FT-FTA	REB	A	BLK	STL	PTS	
vs Alcorn St.	24	4-7	0-0	0-0	8	1	1	2	8	
at SMU	30	2-5	1-1	2-4	5	0	3	2	7	
ETSU	25	5-8	5-6	2-2	7	2	2	2	17	
vs IONA	14	3-7	2-3	0-0	4	1	5	3	8	
vs WKU	28	3-8	2-6	3-4	7	0	2	1	11	
KANSAS ST.	29	1-7	1-4	2-2	2	2	0	0	5	
at #20 Okla.	25	0-4	0-2	0-0	2	2	2	0	0	
COPPIN ST.	19	4-8	1-2	0-0	4	0	0	0	9	
at N'western	20	1-4	0-2	2-3	4	1	4	1	4	
vs DePaul	20	1-4	0-2	0-0	2	0	1	1	2	
vs UTSA	24	3-6	1-3	0-0	4	2	2	0	7	
vs VCU	28	3-7	1-2	4-6	4	2	2	0	11	
FLORIDA	26	1-7	0-3	0-0	5	1	2	1	2	
#11/12 LSU	21	1-3	0-1	0-0	4	1	6	1	2	
at Ole Miss	23	0-3	0-3	0-0	1	0	0	0	0	
MISS ST.	22	0-4	0-2	6-7	6	1	1	0	6	
#6 GA	11	0-2	0-1	3-4	4	0	0	1	3	
at #25 Ky.	20	0-2	0-0	2-2	3	0	1	0	2	
at Alabama	21	0-2	0-1	8-8	8	2	1	0	8	
#24 VU	24	3-7	0-2	0-0	4	0	2	1	6	
at #5 Tenn.	11	0-1	0-0	0-0	1	0	0	0	0	
#20/18 KY	15	1-4	0-0	1-2	3	0	0	0	3	
at Auburn	8	1-1	0-0	0-0	0	0	0	0	2	
at S. Carolina	13	0-2	0-1	2-2	2	0	2	0	2	
OLE MISS	4	0-1	0-0	0-0	0	0	0	0	0	
ALABAMA	22	1-6	0-3	2-4	5	1	2	1	4	
at #20 LSU	28	3-4	0-0	0-0	4	0	0	0	6	
at #24 Ga.	15	1-4	0-1	0-0	2	0	2	0	2	
vs Vanderbilt	32	4-8	4-7	4-4	6	0	6	0	16	
Totals	602	46-136	18-58	43-54	111	19	4	17	153	

and two sisters, Breyonna Grant and Jamecia Roach. Robinson is majoring in business management at Arkansas.

FRESHMAN



JOEY BAILEY

Forward ♦ 6-1 ♦ Freshman
Gunter, Texas ♦ Gunter HS

AT GUNTER HS

Joey Bailey joins the Razorbacks from Gunter, Texas, where she was a four-year starter and four-sport athlete for the Tigers.

In her final season, Bailey earned her second set of all-state honors in basketball and volleyball, her four TABC All-Regional selection for hoops and averaged 21.6 ppg and 10.0 rpg. Bailey was a McDonald's All-America nominee as a senior.

A four-year starter in basketball, Bailey's prep career includes three District 11-2A most valuable player honors, two District 14-2A Freshman of the Year honors in hoops and softball, two All-Texomaland Player of the Year honors and a pair of first-team selections.

Bailey's success extended into the classroom where she was a multiple-year selection to the District 11-2A Academic team for both volleyball and basketball. The student council president as a senior, Bailey was a member of Beta Club, the National English Honor Society and GHS Homecoming Queen as a senior.

Bailey's prep career finished with numerous highlights including more than 2,000 career points for the Tigers.

Bailey is a member of the 29th-ranked recruiting class according to the Collegiate Girls Basketball Report and she was listed No. 100 individually.



PERSONAL

Born Sept. 14, 1992, Joey Evelyn Bailey is one of two children of Brian and Kari Bailey of Gunter, Texas. She has a younger brother, J. Father, Brian, played basketball at Cameron University.

FRESHMAN



CALLI BERNA

Guard ♦ 5-10 ♦ Freshman

Fayetteville, Ark. ♦ Fayetteville HS

AT FAYETTEVILLE HIGH

Calli Berna joins the Razorbacks from nearby Fayetteville High where she paced the Bulldogs to the state tournament title hitting a dramatic three-point shot with the clock winding down to secure the come-from-behind win. A 5-10 point guard, Berna's career highlights include four all-state and all-conference honors, three conference team titles, two regional crowns and the state tournament title as a senior.

Berna finished her prep career as Fayetteville High's single-season assists (170) and steals (119) leader. She also holds the career assists (469) and steals (339) records as of the close of the 2011 season. Berna is a member of the Bulldogs' 1000-point club as well wrapping up her prep career with 1,081 career points.

Selected to the Arkansas State High School Association's All-Star game, Berna dropped in 18 points and had five rebounds in 16 minutes leading the West Team to the title while capturing MVP honors.

Berna's other honors include selection as the 2011 Gatorade Arkansas Girls Basketball Player of the Year, distinguishing her as the state's best high school girls basketball player for the year. Her other honors include 2011 Arkansas State Tournament MVP, KURM Dream Team Player of the Year, Ms. Arkansas Basketball 2011, and a pair of all-tournament team selections as a senior.



In addition to basketball, Berna is well-known in the Northwest Arkansas area for her community service efforts.

Berna is a member of the 29th-ranked recruiting class according to the Collegiate Girls Basketball Report and she was listed No. 154 individually.

PERSONAL

Born Jan. 22, 1993, Calli Elizabeth Berna is the youngest of two children to Scott and Paula Berna of Fayetteville, Ark. Older brother Colby plays football for the Razorbacks. Berna plans to major in education or law at Arkansas.

FRESHMAN



JHASMIN BOWEN

Forward ♦ 6-1 ♦ Freshman
Wichita, Kan. ♦ Wichita Heights HS

AT WICHITA HEIGHTS HS

Three-time all-city selection Jhasmin Bowen paced Wichita Heights High to the state title game as a senior where she was the game's leading scorer with 23 points.

Selected as *Vype Magazine's* best player for the state of Kansas, Bowen was a two-time first-team all-state selection and earned first-team all-metro honors as a senior.

In addition, she broke the rebounding record, averaged a double-double with 14.0 ppg and 10.5 rpg in her final season. A 2011 McDonald's All-America nominee, Bowen posted a season-best 22 points and had 15 rebounds against Webb City (Mo.).

Bowen was a member of four state tournament participant teams finishing fourth twice, runner-up as a junior and winning the title in her senior campaign. Her senior class had a four-year record of 93-7 as prep basketball players.

The 6-1 forward steadily improved each season averaging 5.1, 13.8 and 16.9 ppg in each of her first three seasons. Bowen also led the team with 11.1 rpg and has had 1.4 blocks-per-game as a junior leading the Falcons to a 6A state runner-up finish.

Bowen is a member of the 29th-ranked recruiting class according to the Collegiate Girls Basketball Report and she was listed No. 98 individually for head coach Tom Collen.



In addition to basketball, Bowen was a member of peer leader group and president of her class for three years. A four-year academic honor roll member, Bowen graduated at the top of her class with a 3.78 grade point average while participating in both basketball and volleyball for the Falcons.

PERSONAL

Jhasmin Lajune Bowen is one of three children of Adrian and Sharon Bowen of Wichita, Kan. Born Jan. 30, 1993, she has two younger siblings; Jharian and Adrienne. Bowen plans to major in accounting or business management at Arkansas.

HOW TO BLOCK A SHOT

76

TIME THE BLOCK

Sarah gets her hand on the ball immediately after her opponent releases the shot.

ANTICIPATE THE SHOT

With experience, Sarah has learned the signals an opponent gives before she shoots.

BE EXPLOSIVE

Sarah works on her core strength so that she has the jumping ability and body control needed to successfully block the shot.

JUMP STRAIGHT UP

By jumping straight up, Sarah prevents her opponent from blowing past her and she can avoid foul calls as she comes down.



HOW TO SHOOT A JUMP SHOT

BODY SQUARE TO HOOP

Keira Peak is facing the hoop with her eyes on the goal.

POINT YOUR THUMB

Some experts teach that the thumb of your guide hand should be pointing toward the shooter's forehead. The shooter should keep her fingers spread to maintain control of the ball.

RELEASE THE BALL BEFORE YOU "PEAK"

Keira releases the ball just before reaching the top of her jump, pushing it up and forward with one hand only. The ball should roll off her index finger last.

KNEES BENT

Keira's knees are bent - even in the air - and her shooting arm is under the ball. Her guide hand has just released as she is about to shoot.



DEPARTING PLAYERS

78

YASHIRA DELGADO

Although she played just one season for Arkansas, Yashira Delgado quickly became a fan favorite in Northwest Arkansas. Delgado transferred to Hillsborough Community College in Tampa, Fla., to be closer to home.

Year	GP	GS	Min	Avg	Total			3 Point			FT	FTA	Pct	Off	Rebounds			PF	FO	Ast	TO	Blk	Stl	Pts	Avg
					FG	FGA	Pct	FG	FGA	Pct					Def	Tot	Avg								
2010-11	33	0	414	12.5	31	87	.356	2	15	.133	14	27	.519	13	45	58	1.8	35	0	53	56	4	27	78	2.4
TOTAL	33	0	414	12.5	31	87	.356	2	15	.133	14	27	.519	13	45	58	1.8	35	0	53	56	4	27	78	2.4



CAROLINE POWELL

Graduated in May 2011.

Year	GP	GS	Min	Avg	Total			3 Point			FT	FTA	Pct	Off	Rebounds			PF	FO	Ast	TO	Blk	Stl	Pts	Avg
					FG	FGA	Pct	FG	FGA	Pct					Def	Tot	Avg								
2009-10	1	0	2	2.0	0	0	.000	0	0	.000	0	0	.000	0	1	1	1.0	0	0	0	0	0	0	0	0.0
2010-11	5	0	15	3.0	0	1	.000	0	1	.000	0	0	.000	0	0	0	0.0	2	0	1	0	0	1	0	0.0
TOTAL	6	0	17	2.8	0	1	.000	0	1	.000	0	0	.000	0	1	1	0.2	2	0	1	0	0	1	0	0.0



SKYE REES

Skye Rees played for two seasons for the Razorbacks after transferring in from junior college. She has one semester of school remaining and is anticipating a December 2011 graduation.

Year	GP	GS	Min	Avg	Total			3 Point			FT	FTA	Pct	Off	Rebounds			PF	FO	Ast	TO	Blk	Stl	Pts	Avg
					FG	FGA	Pct	FG	FGA	Pct					Def	Tot	Avg								
2009-10	26	8	295	11.3	33	88	.375	17	50	.340	5	9	.556	15	28	43	1.7	29	0	9	18	16	6	88	3.4
2010-11	12	0	89	7.4	5	26	.192	0	9	.000	6	6	1.000	4	7	11	0.9	12	1	5	2	4	1	16	1.3
TOTAL	38	8	384	10.1	38	114	.333	17	59	.288	11	15	.733	19	35	54	1.4	41	1	14	20	20	7	104	2.7



BRITTNEY RICHARDSON

Brittney has one semester of school remaining and is anticipating a December 2011 graduation.

Year	GP	GS	Min	Avg	Total			3 Point			FT	FTA	Pct	Off	Rebounds			PF	FO	Ast	TO	Blk	Stl	Pts	Avg
					FG	FGA	Pct	FG	FGA	Pct					Def	Tot	Avg								
2007-08	27	0	339	12.6	35	94	.372	15	55	.273	20	25	.800	0	21	21	0.8	12	0	17	18	3	6	105	3.9
2008-09	29	0	317	10.9	34	110	.309	21	62	.339	13	21	.619	8	26	34	1.2	27	1	9	17	7	6	102	3.5
2009-10	12	0	61	5.1	7	25	.280	2	15	.133	7	7	1.000	1	2	2	0.2	1	0	3	4	2	2	23	1.9
2010-11	2	0	4	2.0	0	1	.000	0	1	.000	0	0	.000	0	0	0	0.0	0	0	0	0	0	0	0.0	
TOTAL	70	0	721	10.3	76	230	.330	38	133	.286	40	53	.755	9	48	57	0.8	40	1	29	39	12	14	230	3.3



CHRISSTASIA WALTER

Transferred to be closer to home.

Year	GP	GS	Min	Avg	Total			3 Point			FT	FTA	Pct	Off	Rebounds			PF	FO	Ast	TO	Blk	Stl	Pts	Avg
					FG	FGA	Pct	FG	FGA	Pct					Def	Tot	Avg								
2010-11	26	5	352	13.5	36	111	.324	17	56	.304	9	14	.643	20	41	61	2.3	17	0	16	29	2	26	98	3.8
TOTAL	26	5	352	13.5	36	111	.324	17	56	.304	9	14	.643	20	41	61	2.3	17	0	16	29	2	26	98	3.8



AMANDA WESTBROOK

Retired from basketball

Year	GP	GS	Min	Avg	Total			3 Point			FT	FTA	Pct	Off	Rebounds			PF	FO	Ast	TO	Blk	Stl	Pts	Avg
					FG	FGA	Pct	FG	FGA	Pct					Def	Tot	Avg								
2010-11	3	0	4	1.3	0	0	.000	0	0	.000	0	0	.000	0	0	0	0.0	0	0	0	1	0	0	0	0.0
TOTAL	3	0	4	1.3	0	0	.000	0	0	.000	0	0	.000	0	0	0	0.0	0	0	0	1	0	0	0	0.0





2011-12 RAZORBACKS
Arkansas Women's Basketball
2010-11 Review

2010-11 RAZORBACK REVIEW

12-0 START TO SEASON

The Razorbacks opened the season 12-0 under head coach Tom Collen. The run was the second time in Collen's four years at Arkansas that the Razorbacks have started with at least 12 wins. Arkansas opened 15-0 in 2007-08, Collen's first year. The 12-0 start is the second-best in program history.

NINETEEN WINS IN A SEASON

Arkansas has 19 wins overall and six SEC wins this year. The Razorbacks' best record under current head coach Tom Collen was an 18-14 mark and a 6-8 league record both in 2008-09 (his second season). The most wins in a single season was 28 set in the 1990-91 season, Arkansas last year in the SWC. The Razorbacks were 15-1 and won the SWC title as well. Arkansas has had seven SEC wins four times, most recently in the 2002-03 season when they were 7-7.

ROAD WINS

The 2010-11 road season was good to Arkansas. The Razorbacks were 9-5 away from Bud Walton and 1-1 at neutral sites. Arkansas picked up big road wins at LSU and won at Ole Miss for the first time in program history. Arkansas was 2-1 on the road in the WNIT Tournament and had non-conference road victories at Texas-El Paso, UT-Arlington and Utah.

ARKANSAS IN THE POLLS

Arkansas broke into both the *Associated Press* and *USA TODAY/ESPN Coaches Polls* in Week 6. The Razorbacks checked in at No. 25 in both polls. Arkansas' return to the AP Poll was the program's first since the 2007-08 season. Arkansas was ranked as high as No. 20 (Jan. 10) in the *Associated Press* Poll and spent nine weeks with their name listed. The Razorbacks were as high as No. 23 in the *USA TODAY/ESPN Coaches Poll* and were listed nine weeks.

ARKANSAS IN THE POLLS

ASSOCIATED PRESS		
Week 3	Nov. 29	7 points
Week 4	Dec. 6	12 points
Week 5	Dec. 13	12 points
Week 6	Dec. 20	No. 25 (111)
Week 7	Dec. 27	No. 22 (174)
Week 8	Jan. 3	No. 25 (72)
Week 9	Jan. 10	No. 20 (235)
Week 10	Jan. 17	No. 23 (131)
Week 11	Jan. 24	8 points
USA TODAY/ESPN		
Week 4	Dec. 6	21 points
Week 5	Dec. 13	34 points
Week 6	Dec. 21	No. 25 (85)
Week 7	Dec. 28	No. 24 (94)
Week 8	Jan. 4	27 points
Week 9	Jan. 11	No. 23 (100)
Week 10	Jan. 18	No. 24 (60)
Week 11	Jan. 25	19 points
Week 12	Feb. 1	14 points

DOUBLE-DOUBLES ARE HARD TO FIND

It is a special feat when a basketball player is able to record a double-double, scoring in double figures while pulling in double-figure rebounds. The Razorbacks had 15 in 2010-11. Junior Ashley Daniels led the team with seven double-doubles including a 22 point, 11 rebound

performance against Auburn Feb. 12, 2011.

Sophomore Sarah Watkins added six double-doubles in 2010-11. Watkins had a 22-point, 10 rebound performance against Oral Roberts in the first meeting of the year between the programs. She finished with 25 points and 14 rebounds against Lamar in the WNIT.

Junior C'eira Ricketts rounded out Arkansas' double-doubles with two last season. Ricketts scored 20 points and had 11 rebounds at Utah and had 12 points and 11 boards at Ole Miss.

CAREER DOUBLE DOUBLES

Player	Points	Reb.
Ashley Daniels		
SHSU (12-29-09)	16	17
TSU (11-23-10)	12	11
High Point (11-26-10)	17	11
Furman (12-28-10)	15	10
Auburn (2-13-11)	22	11
at Ole Miss (2-17-11)	10	10
SIUE (3-10-11)	10	16
Lamar (3-17-11)	11	13
C'eira Ricketts		
at Memphis (12-3-08)	15	10
Auburn (1-18-09)	14	13
Ole Miss (3-5-09)	16	10
at Georgia (2-8-09)	13	10
at Florida (2-19-09)	11	12
at Utah (12-4-10)	19	11
at Ole Miss (2-17-11)	12	11
Sarah Watkins		
Oral Roberts (12-16-10)	22	10
at LSU (1-27-11)	10	10
at Georgia (2-3-11)	16	10
South Carolina (2-6-11)	10	10
Auburn (2-13-11)	12	10
Lamar (3-17-11)	25	14
Quistelle Williams		
S. Carolina (2-14-10)	13	11

WINS OVER RANKED OPPONENTS

Arkansas had wins over No. 12 Oklahoma and No. 10 Kentucky in 2010-11. It is the first time under head coach Tom Collen the Razorbacks have multiple victories over ranked teams. The wins are just the second and third wins over ranked opponents in Collens tenure at Arkansas as the head coach (No. 15 Florida, 2-19-09, 83-74). The last time the Razorbacks defeated at least two ranked teams in the same year was the 2005-06 season. Arkansas got a 52-51 overtime win over No. 20 Vanderbilt and defeated No. 24 Florida, 69-63.

ARKANSAS SWEEPS LSU

Arkansas picked up a pair of wins over LSU this year. The Razorbacks surprised the Tigers in Baton Rouge Jan. 27 with a 53-45 win. It was the first win in Baton Rouge in 14 attempts and the first since the 1996 season. It is the first series sweep of LSU since the 1996 season when the Razorbacks downed LSU 73-72 Jan. 23, 1996 and again, 74-65, Jan. 31, 1996.



2010-11 RAZORBACK REVIEW

ARKANSAS WINS IN OXFORD

Arkansas defeated Ole Miss in Oxford, 56-53, on Feb. 17, 2011. It is the program's first-ever win in Oxford, snapping a 13-game road losing streak. Prior to the start of the 2010-11 season, the Razorbacks had never won in Knoxville or Oxford in the SEC.

2010-11 HONORS AND AWARDS

Juniors C'eira Ricketts and Ashley Daniels along with sophomore Sarah Watkins were honored by the SEC. Ricketts and Watkins earned All-SEC Second Team honors and Daniels was selected to the SEC Women's Basketball Community Service Team.

HARRIS LEADS LEAGUE

Junior Lyndsay Harris led the SEC in three-pointers made averaging 2.8 per game in all games. Harris had 81 threes in 29 games in 2010-11. Harris finished the year eighth in three-point shooting percentage at 34.9 percent. She finished second in SEC-only games averaging 2.4 three-pointers per game making 39 threes in 16 games. Harris was sixth in three-point percentage in league games at 30.5 percent.

CAREER MILESTONES FOR HARRIS AND RICKETTS

Juniors Lyndsay Harris and C'eira Ricketts reached the 1,000-point milestones in back-to-back games prior to the SEC Tournament. Harris reached her 1,000th point Sunday, Feb. 20, with nine seconds remaining in the game. She hit free throws to creep over the 1,000-point plateau. Ricketts reached her 1,000th point at Kentucky draining a three-pointer with 1:14 remaining in the first half.

2010-11 Preseason Coaches All-SEC Second Team
C'eira Ricketts

2010-11 SEC Coaches All-SEC Second Team
C'eira Ricketts
Sarah Watkins

2011 Associated Press All-SEC Team
C'eira Ricketts Second Team
Sarah Watkins Honorable Mention

2010-11 SEC Community Service Team Selection
Ashley Daniels

SEC Player of the Week

Week 4 C'eira Ricketts (Dec. 6)
Week 6 C'eira Ricketts (Dec. 23)
Week 9 Sarah Watkins (Jan. 10)

SEC Freshman of the Week

Week 15 Keira Peak (Feb. 21)

All-Tournament Team

UTEP Thanksgiving Classic

All-Tourn.: Lyndsay Harris, Sarah Watkins
Defensive MVP: C'eira Ricketts

MORE ABOUT 1,000

Lyndsay Harris was the 24th Razorback women's basketball player to score at least 1,000 career points. Harris has scored more than 300 points in each of her three seasons and if she were to match that as she finishes this year and again as a senior she could finish inside the top 10 for scoring at Arkansas.

Harris is the fourth player in school history with 1,000 points and at least 200 three-pointers. She is the seventh player to reach the milestone as a junior and the ninth player to do it and also have at least 200 (217) career assists.

MORE ABOUT RICKETTS

Junior C'eira Ricketts has scored 1120 career points. She has 491 rebounds, 355 assists, 227 steals, averages 12.2 ppg for her career and is shooting .401 for her career. Ricketts is the sixth player in school history to have at least 1,000 points and 300 assists.

MORE CAREER RECORDS

Junior Ashley Daniels has 505 career rebounds and is 18th. Sophomore Sarah Watkins has 98 career blocks and is eighth all-time at Arkansas.

RECORDS

- Lyndsay Harris set a school record with six threes in an SEC Tournament game (Florida, 3-3-11)
- Razorbacks set team record with nine threes in an SEC Tournament game in regulation (Florida, 3-3-11)
- Lyndsay Harris tied record with six three-pointers in a half (vs. Georgia, 1-13-11)
- Sarah Watkins tied game record with six blocks against No. 10 Kentucky (1-6-11)...This is also a single-game class record for sophomores
- Sarah Waktins holds the WNIT game records for most rebounds with 14 and blocks with four against Lamar
- Chrisstasia Walter tied for most steals in a WNIT game with five at ORU
- Arkansas posted team records in a WNIT game in the following areas: margin of victory with 26, most field goals with 35, tied for most three-pointers with eight, most three-point attempts with 28 and best three-point percentage with .500 (13-26), most rebounds with 59, highest rebounding margin at +23, most assists with 23, lowest opponent turnovers with 12, tied the lowest turnover margin at -1 and the most block shots with nine all against Lamar. The Razorbacks added records in WNIT games with the least opponent rebounds with 22 at ORU and tied the record for least turnovers with 10 at Missouri State.



2010-11 RAZORBACK RESULTS

82

OPPONENT	DATE	SCORE	WL	POINTS	REBOUNDS	ASSISTS	STEALS	BLOCKED SHOTS
FLORIDA A&M	11-12-10	71-62	W	21-Ricketts	9-Daniels	4-Ricketts	3-Ricketts	2-Harris, Ricketts
DAVIDSON	11-14-10	68-55	W	18-Harris	8-Williams	6-Harris	7-Ricketts, Harris	2-Williams
MISSISSIPPI VALLEY STATE	11-17-10	55-54	W	13-Harris	12-Peak	3-Peak	2-Harris, Daniels	2-Ricketts
MIDDLE TENNESSEE STATE	11-21-10	77-50	W	20-Ricketts	8-Daniels	7-Ricketts	4-Williams	2-Williams
TENNESSEE STATE	11-23-10	71-50	W	17-Watkins	11-Daniels	4-Ricketts	2-Delgado	3-Watkins
vs High Point	11-26-10	82-63	W	17-Watkins, Daniels	11-Daniels	6-Ricketts	4-Ricketts	1-Watkins, Ricketts, Rees
at UTEP	11-27-10	59-56	W	16-Harris, Peak	8-Watkins	6-Ricketts	3-Peak	5-Watkins
at UT Arlington	12-1-10	57-54	W	15-Peak	9-Peak	2-Peak, Ricketts Harris	4-Peak	5-Watkins
at UTAH	12-04-10	65-54	W	20-Ricketts	11-Ricketts	3-Delgado, Ricketts	3-Harris	2-Peak
ORAL ROBERTS	12-16-10	80-63	W	22-Watkins	10-Watkins	8-Ricketts	4-Peak	3-Watkins
NO. 12 OKLAHOMA	12-19-10	67-57	W	21-Ricketts	9-Peak, Daniels	4-Ricketts	5-Ricketts	1-Ricketts
FURMAN	12-28-10	88-47	W	16-Harris	10-Daniels	5-Daniels	4-Delgado, Daniels	3-Watkins
at Florida	01-02-11	53-64	L	12-Harris	7-Peak, Daniels	2-Delgado, Ricketts	4-Daniels	2-Watkins
KENTUCKY	01-06-11	78-67	W	19-Ricketts	9-Watkins	4-Harris	2-Harris	6-Watkins
at Mississippi State	1-9-11	61-56	W	21-Watkins	8-Harris	4-Harris	3-Delgado	1-Harris, Daniels
GEORGIA	01-13-11	56-59	L	26-Harris	8-Ricketts	7-Ricketts	2-Harris	1-Watkins
at Alabama	01-16-11	57-53	W	18-Ricketts	7-Peak	1-Watkins, Ricketts Delgado	4-Ricketts	None
at Vanderbilt	1-20-11	54-65	L	29-Ricketts	5-Harris	3-Ricketts	3-Watkins	1-Daniels
OLE MISS	01-23-11	65-69	L	21-Watkins	7-Daniels	5-Ricketts	2-Watkins, Peak Daniels	2-Watkins
at LSU	01-27-11	53-45	W	20-Ricketts	10-Watkins	3-Harris	2-Daniels, Ricketts Townsend	1-Watkins
TENNESSEE	01-30-11	53-72	L	15-Watkins	5-Peak	4-Ricketts	2-Ricketts, Harris Peak	2-Watkins
at Georgia	02-03-11	54-57	LOT	22-Harris	14-Watkins	7-Harris	3-Ricketts	2-Watkins
SOUTH CAROLINA	02-06-11	62-64	LOT	18-Ricketts	10-Watkins	3-Peak, Harris	2-Ricketts	2-Watkins
AUBURN	02-13-11	59-64	L	22-Daniels	11-Daniels	4-Ricketts, Delgado	2-Harris	1-Delgado, Peak Watkins
at Ole Miss	2-17-11	56-53	W	14-Watkins	11-Ricketts	6-Daniels	2-Ricketts, Peak	2-Daniels
LSU	02-20-11	42-40	W	19-Watkins	13-Daniels	4-Ricketts	2-Harris, Walter Ricketts, Daniels	1-Watkins
at KENTUCKY	02-24-11	54-55	L	17-Ricketts	13-Daniels	1-Daniels, Ricketts Delgado, Townsend Watkins	3-Ricketts	4-Watkins
ALABAMA	02-27-11	79-92	L	28-Ricketts	9-Daniels	7-Ricketts	5-Walter	3-Watkins
vs Florida	03-03-11	59-68	L	18-Harris	8-Daniels	3-Ricketts	6-Ricketts	2-Watkins
SIU-EDWARDSVILLE	03-10-11	78-61	W	16-Daniels	10-Daniels	8-Delgado	2-Delgado Ricketts Daniels	1-Walter Watkins
LAMAR	03-17-11	91-65	W	25-Watkins	14-Watkins	7-Ricketts	1-Walter, Inman Ricketts, Daniels	4-Watkins
at Missouri State	03-20-11	65-64	W	21-Ricketts	9-Ricketts	3-Ricketts	2-Watkins, Walter	1-Townsend Watkins, Daniels
at Oral Roberts	03-23-11	78-59	W	26-Walter	8-Peak	7-Ricketts	5-Walter	1-Townsend
at Illinois State	03-27-11	49-60	L	16-Watkins	8-Peak, Daniels	2-Ricketts, Walter Delgado, Peak	4-Delgado	1-Watkins Williams, Daniels

2011-12 RAZORBACKS

2010-11 RAZORBACK OVERALL STATS

ALL GAMES

RECORD:	OVERALL	HOME	AWAY	NEUTRAL
ALL GAMES	22-12	12-6	9-5	1-1
CONFERENCE	6-10	2-6	4-4	0-0
NON-CONFERENCE	16-2	10-0	5-1	1-1



##	Player	GP	GS	TOTAL			3-PTS			REBOUNDS			PF	FO	A	TO	Blk	Stl	Pts	Avg						
				Min	Avg	FG	FGA	Pct	3FG	FGA	Pct	FT									FTA	Pct	Off	Def	Tot	Avg
22	RICKETTS, C'eira	34	34	1145	33.7	171	449	.381	29	83	.349	101	148	.682	31	130	161	4.7	49	0	127	80	13	77	472	13.9
04	WATKINS, Sarah	34	34	1012	29.8	169	364	.464	23	64	.359	97	141	.688	74	117	191	5.6	93	2	23	72	58	17	458	13.5
33	HARRIS, Lyndsay	29	29	926	31.9	115	326	.353	81	232	.349	45	65	.692	19	92	111	3.8	85	1	64	74	7	39	356	12.3
12	DANIELS, Ashley	33	33	986	29.9	111	226	.491	0	3	.000	52	77	.675	98	150	248	7.5	71	1	46	67	16	32	274	8.3
01	PEAK, Keira	31	0	814	26.3	86	220	.391	6	26	.231	42	81	.519	63	114	177	5.7	49	0	49	58	6	38	220	7.1
44	WILLIAMS, Quistelle	25	1	349	14.0	38	87	.437	6	16	.375	14	23	.609	33	44	77	3.1	33	0	7	18	9	15	96	3.8
10	WALTER, Chrisstasia	26	5	352	13.5	36	111	.324	17	56	.304	9	14	.643	20	41	61	2.3	17	0	16	29	2	26	98	3.8
03	TOWNSEND, Jamesha	34	34	633	18.6	45	111	.405	0	2	.000	9	22	.409	32	55	87	2.6	61	0	24	46	9	19	99	2.9
45	DELGADO, Yashira	33	0	414	12.5	31	87	.356	2	15	.133	14	27	.519	13	45	58	1.8	35	0	53	56	4	27	78	2.4
13	INMAN, Julie	14	0	107	7.6	8	30	.267	5	23	.217	8	10	.800	2	7	9	0.6	6	0	5	6	1	4	29	2.1
15	REES, Skye	12	0	89	7.4	5	26	.192	0	9	.000	6	6	1.000	4	7	11	0.9	12	1	5	2	4	1	16	1.3
24	RICHARDSON, Brittney	2	0	4	2.0	0	1	.000	0	1	.000	0	0	.000	0	0	0	0.0	0	0	0	0	0	0	0	0.0
23	POWELL, Caroline	5	0	15	3.0	0	1	.000	0	1	.000	0	0	.000	0	0	0	0.0	2	0	1	0	0	1	0	0.0
11	WESTBROOK, Amanda	3	0	4	1.3	0	0	.000	0	0	.000	0	0	.000	0	0	0	0.0	0	0	0	1	0	0	0	0.0
TM TEAM																										
Total		34				815	2039	.400	169	531	.318	397	614	.647	454	879	1333	39.2	513	5	420	520	129	296	2196	64.6
Opponents		34				740	2010	.368	177	570	.311	360	547	.658	470	852	1322	38.9	554	10	412	596	102	224	2017	59.3

SCORE BY PERIODS:	1st	2nd	OT	TOTAL
ARKANSAS	1052	1130	14	2196
Opponents	921	1077	19	2017

DEADBALL REBOUNDS:	OFF	DEF	TOTAL
ARKANSAS	105	17	122
Opponents	91	30	121



SOUTHEASTERN CONFERENCE GAMES

RECORD:	OVERALL	HOME	AWAY	NEUTRAL
CONFERENCE	6-10	2-6	4-4	0-0

##	Player	GP	GS	TOTAL			3-PTS			REBOUNDS			PF	FO	A	TO	Blk	Stl	Pts	Avg						
				Min	Avg	FG	FGA	Pct	3FG	FGA	Pct	FT									FTA	Pct	Off	Def	Tot	Avg
22	RICKETTS, C'eira	16	16	601	37.6	86	240	.358	19	51	.373	45	69	.652	15	66	81	5.1	27	0	49	45	5	34	236	14.8
04	WATKINS, Sarah	16	16	538	33.6	79	180	.439	11	35	.314	51	72	.708	33	59	92	5.8	45	1	18	37	27	9	220	13.8
33	HARRIS, Lyndsay	16	16	531	33.2	57	184	.310	39	128	.305	25	33	.758	7	57	64	4.0	56	1	32	41	3	18	178	11.1
12	DANIELS, Ashley	15	15	490	32.7	44	87	.506	0	0	.000	22	34	.647	41	69	110	7.3	33	1	20	38	9	16	110	7.3
01	PEAK, Keira	14	0	397	28.4	32	99	.323	1	9	.111	15	28	.536	31	46	77	5.5	19	0	18	29	3	12	80	5.7
03	TOWNSEND, Jamesha	16	16	343	21.4	27	63	.429	0	0	.000	3	11	.273	19	30	49	3.1	34	0	12	22	1	11	57	3.6
10	WALTER, Chrisstasia	11	0	99	9.0	7	25	.280	5	14	.357	2	4	.500	4	12	16	1.5	5	0	2	11	0	9	21	1.9
45	DELGADO, Yashira	15	0	172	11.5	9	33	.273	1	7	.143	6	9	.667	4	14	18	1.2	15	0	17	24	1	9	25	1.7
44	WILLIAMS, Quistelle	10	1	74	7.4	3	12	.250	0	0	.000	3	4	.750	8	8	16	1.6	8	0	3	2	0	2	9	0.9
15	REES, Skye	2	0	5	2.5	0	1	.000	0	1	.000	0	0	.000	0	0	0	0.0	0	0	0	0	0	0	0	0.0
11	WESTBROOK, Amanda	1	0	0	0.0	0	0	.000	0	0	.000	0	0	.000	0	0	0	0.0	0	0	0	1	0	0	0	0.0
TM TEAM																										
Total		16				344	924	.372	76	245	.310	172	264	.652	198	401	599	37.4	242	3	171	256	49	120	936	58.5
Opponents		16				354	944	.375	82	265	.309	185	281	.658	227	420	647	40.4	258	5	195	252	52	111	975	60.9

SCORE BY PERIODS:	1st	2nd	OT	TOTAL
ARKANSAS	425	497	14	936
Opponents	436	520	19	975

DEADBALL REBOUNDS:	OFF	DEF	TOTAL
ARKANSAS	38	11	49
Opponents	47	16	63



WNIT GAMES

RECORD:	OVERALL	HOME	AWAY	NEUTRAL
WNIT	3-1	1-0	2-1	0-0

##	Player	GP	GS	TOTAL			3-PTS			REBOUNDS			PF	FO	A	TO	Blk	Stl	Pts	Avg						
				Min	Avg	FG	FGA	Pct	3FG	FGA	Pct	FT									FTA	Pct	Off	Def	Tot	Avg
04	WATKINS, Sarah	4	4	102	25.5	23	53	.434	3	14	.214	18	29	.621	14	12	26	6.5	14	1	0	5	6	2	67	16.8
22	RICKETTS, C'eira	4	4	131	32.8	22	59	.373	3	11	.273	13	21	.619	4	13	17	4.3	5	0	19	7	0	6	60	15.0
10	WALTER, Chrisstasia	4	4	118	29.5	18	48	.375	11	35	.314	5	6	.833	8	8	16	4.0	7	0	9	8	1	11	52	13.0
44	WILLIAMS, Quistelle	4	0	82	20.5	15	31	.484	4	10	.400	1	1	1.000	9	11	20	5.0	9	0	1	4	3	3	35	8.8
12	DANIELS, Ashley	4	4	106	26.5	11	19	.579	0	1	.000	9	12	.750	10	21	31	7.8	11	0	5	5	3	3	31	7.8
01	PEAK, Keira	4	0	85	21.3	7	23	.304	1	3	.333	2	8	.250	9	15	24	6.0	11	0	8	7	0	0	17	4.3
03	TOWNSEND, Jamesha	4	4	79	19.8	7	13	.538	0	1	.000	1	2	.500	5	6	11	2.8	4	0	4	5	3	2	15	3.8
13	INMAN, Julie	3	0	24	8.0	1	10	.100	0	7	.000	1	1	1.000	1	1	2	0.7	2	0	0	2	0	2	3	1.0
45	DELGADO, Yashira	4	0	68	17.0	1	9	.111	0	2	.000	1	4	.250	1	11	12	3.0	3	0	9	6	0	4	3	0.8
15	REES, Skye	1	0	4	4.0	0	0	.000	0	0	.000	0	0	.000	0	1	1	1.0	0	0	0	1	0	0	0	0.0
23	POWELL, Caroline	1	0	1	1.0	0	0	.000	0	0	.000	0	0	.000	0	0	0	0.0	0	0	0	0	0	0	0	0.0
TM TEAM																										
Total		4				105	265	.396	22	84	.262	51	84	.607	69	110	179	44.8	66	1	55	52	16	33	283	70.8
Opponents		4				90	222	.405	25	72	.347	43	69	.623	36	105	141	35.2	65	1	60	68	14	25	248	62.0

SCORE BY PERIODS:	1st	2nd	TOTAL
ARKANSAS	137	146	283
Opponents	111	137	248

DEADBALL REBOUNDS:	OFF	DEF	TOTAL
ARKANSAS	18	0	18
Opponents	12	1	13

ARKANSAS SUPERLATIVES

84

ARKANSAS - TEAM GAME HIGHS

POINTS	91	LAMAR (03-17-11)
FIELD GOALS MADE	35	LAMAR (03-17-11)
FIELD GOAL ATTEMPTS	74	LAMAR (03-17-11)
FIELD GOAL PERCENTAGE	.550 (33-60)	SIU-EDWARDSVILLE (03-10-11) vs Florida (03-03-11)
3 PT FIELD GOALS MADE	9	GEORGIA (01-13-11)
	9	LAMAR (03-17-11)
3 PT FG ATTEMPTS	28	NO. 12 OKLAHOMA (12-19-10)
3 PT FG PERCENTAGE	.571 (4-7)	at UTAH (12-04-10)
FREE THROWS MADE	19	TENNESSEE STATE (11-23-10)
	19	FLORIDA A&M (11-12-10)
FREE THROW ATTEMPTS	33	FLORIDA A&M (11-12-10)
FREE THROW PERCENTAGE	.909 (10-11)	TENNESSEE (01-30-11)
REBOUNDS	59	LAMAR (03-17-11)
ASSISTS	23	LAMAR (03-17-11)
STEALS	21	DAVIDSON (11-14-10)
BLOCKED SHOTS	11	KENTUCKY (01-06-11)
TURNOVERS	28	at Alabama (01-16-11)
	24	at KENTUCKY (02-24-11)
FOULS	21	KENTUCKY (01-06-11)

OPPONENT - GAME HIGHS

POINTS	92	ALABAMA (02-27-11)
FIELD GOALS MADE	34	ALABAMA (02-27-11)
FIELD GOAL ATTEMPTS	76	ORAL ROBERTS (12-16-10)
FIELD GOAL PERCENTAGE	.557 (34-61)	ALABAMA (02-27-11)
3 PT FIELD GOALS MADE	10	MISSISSIPPI VALLEY ST (11-17-10)
3 PT FG ATTEMPTS	29	ORAL ROBERTS (12-16-10)
3 PT FG PERCENTAGE	.692 (9-13)	ALABAMA (02-27-11)
FREE THROWS MADE	25	KENTUCKY (01-06-11)
FREE THROW ATTEMPTS	35	KENTUCKY (01-06-11)
FREE THROW PERCENTAGE	.875 (7-8)	TENNESSEE (01-30-11)
REBOUNDS	52	ORAL ROBERTS (12-16-10)
ASSISTS	23	ALABAMA (02-27-11)
STEALS	13	at Alabama (01-16-11)
	13	at UTEP (11-27-10)
BLOCKED SHOTS	7	at Missouri State (03-20-11)
TURNOVERS	33	DAVIDSON (11-14-10)
FOULS	21	KENTUCKY (01-06-11)
	21	FLORIDA A&M (11-12-10)

ARKANSAS - GAME LOWS

POINTS	42	LSU (02-20-11)
FIELD GOALS MADE	14	at LSU (01-27-11)
FIELD GOAL ATTEMPTS	46	at Alabama (01-16-11)
FIELD GOAL PERCENTAGE	.254 (16-63)	LSU (02-20-11)
3 PT FIELD GOALS MADE	1	LSU (02-20-11)
3 PT FG ATTEMPTS	6	MIDDLE TENNESSEE ST. (11-21-10)
3 PT FG PERCENTAGE	.091 (1-11)	LSU (02-20-11)
FREE THROWS MADE	1	at KENTUCKY (02-24-11)
FREE THROW ATTEMPTS	7	MISSISSIPPI VALLEY ST. (11-17-10)
	7	at KENTUCKY (02-24-11)
FREE THROW PERCENTAGE	.143 (1-7)	at KENTUCKY (02-24-11)
REBOUNDS	23	TENNESSEE (01-30-11)
ASSISTS	3	at Alabama (01-16-11)
STEALS	4	GEORGIA (01-13-11)
	4	LAMAR (03-17-11)
BLOCKED SHOTS	0	at Alabama (01-16-11)
TURNOVERS	8	FURMAN (12-28-10)
	8	LSU (02-20-11)
FOULS	10	at UTEP (11-27-10)
	10	TENNESSEE (01-30-11)

OPPONENT - GAME LOWS

POINTS	40	LSU (02-20-11)
FIELD GOALS MADE	13	LSU (02-20-11)
FIELD GOAL ATTEMPTS	41	DAVIDSON (11-14-10)
FIELD GOAL PERCENTAGE	.265 (13-49)	LSU (02-20-11)
3 PT FIELD GOALS MADE	1	at Alabama (01-16-11)
3 PT FG ATTEMPTS	7	DAVIDSON (11-14-10)
3 PT FG PERCENTAGE	.125 (1-8)	at Alabama (01-16-11)

	.125 (2-16)	FURMAN (12-28-10)
	.125 (2-16)	at LSU (01-27-11)
FREE THROWS MADE	3	at Ole Miss (2-17-11)
FREE THROW ATTEMPTS	7	at Ole Miss (2-17-11)
FREE THROW PERCENTAGE	.353 (6-17)	LAMAR (03-17-11)
REBOUNDS	22	at Oral Roberts (03-23-11)
ASSISTS	7	FURMAN (12-28-10)
	7	at Alabama (01-16-11)
STEALS	0	LSU (02-20-11)
BLOCKED SHOTS	0	MIDDLE TENNESSEE ST. (11-21-10)
TURNOVERS	8	at Georgia (02-03-11)
FOULS	9	vs Florida (03-03-11)

ARKANSAS - INDIVIDUAL GAME HIGHS

Points	29	RICKETTS, C'eira at Vanderbilt (1-20-11)
Field Goals Made	11	RICKETTS, C'eira at Vanderbilt (1-20-11)
Field Goal Att.	22	RICKETTS, C'eira at Missouri State (03-20-11)
	22	RICKETTS, C'eira vs Alabama (02-27-11)
	22	RICKETTS, C'eira vs South Carolina (02-06-11)
FG Pct (min 5 made)	1.000 (5-5)	WILLIAMS, Quistelle vs Florida (03-03-11)
3-Point FG Made	8	HARRIS, Lyndsay vs Georgia (01-13-11)
3-Point FG Att.	13	WALTER, Chrisstasia at Oral Roberts (03-23-11)
	13	HARRIS, Lyndsay at Georgia (02-03-11)
	13	HARRIS, Lyndsay vs Georgia (01-13-11)
	13	HARRIS, Lyndsay at UTEP (11-27-10)
	13	HARRIS, Lyndsay vs MVSU (11-17-10)
3-Pt FG Pct (min 2 made)	1.000 (2-2)	WILLIAMS, Quistelle vs Florida (03-03-11)
	1.000 (2-2)	WATKINS, Sarah at LSU (01-27-11)
	1.000 (2-2)	RICKETTS, C'eira at Alabama (01-16-11)
	1.000 (2-2)	WATKINS, Sarah vs FURMAN (12-28-10)
	1.000 (2-2)	WATKINS, Sarah at UTAH (12-04-10)
	1.000 (2-2)	RICKETTS, C'eira vs Florida A&M (11-12-10)
Free Throws Made	10	RICKETTS, C'eira at UTAH (12-04-10)
Free Throw Att.	12	RICKETTS, C'eira at UTAH (12-04-10)
FT Pct (min 6 made)	1.000 (6-6)	WATKINS, Sarah vs KENTUCKY (01-06-11)
	1.000 (6-6)	HARRIS, Lyndsay at Florida (01-02-11)
	1.000 (6-6)	REES, Skye vs Oral Roberts (12-16-10)
Rebounds	14	WATKINS, Sarah vs LAMAR (03-17-11)
	14	WATKINS, Sarah at Georgia (02-03-11)
Assists	8	DELGADO, Yashira vs SIU-Edwardsville (03-10-11)
	8	RICKETTS, C'eira vs Oral Roberts (12-16-10)
Steals	7	RICKETTS, C'eira vs Davidson (11-14-10)
	7	HARRIS, Lyndsay vs Davidson (11-14-10)
Blocked Shots	6	WATKINS, Sarah vs KENTUCKY (01-06-11)
	5	WATKINS, Sarah at UT Arlington (12-1-10)
	5	WATKINS, Sarah at UTEP (11-27-10)
Turnovers	7	RICKETTS, C'eira at KENTUCKY (02-24-11)
	7	RICKETTS, C'eira at Alabama (01-16-11)
Fouls	5	5 players with five fouls

OPPONENT INDIVIDUAL GAME HIGHS

Points	28	Russell, Ericka vs Alabama (02-27-11)
Field Goals Made	10	STRICKLEN, Shekinna vs Tennessee (01-30-11)
Field Goal Att.	22	LUPER, Kevi vs Oral Roberts (12-16-10)
FG Pct (min 5 made)	.833 (5-6)	LANNING, Anne Marie vs MTSU (11-21-10)
3-Point FG Made	8	Russell, Ericka vs Alabama (02-27-11)
3-Point FG Att.	14	Plumley, Jenna vs LAMAR (03-17-11)
3-Pt FG Pct (min 2 made)	1.000 (4-4)	LANNING, Anne Marie vs MTSU (11-21-10)
	1.000 (2-2)	Diamber Johnson at Mississippi State (1-9-11)
	1.000 (2-2)	Rodriguez, Michelle at UT Arlington (12-1-10)
Free Throws Made	11	Dunlap, Victoria vs KENTUCKY (01-06-11)
Free Throw Att.	18	Dunlap, Victoria vs KENTUCKY (01-06-11)
FT Pct (min 6 made)	1.000 (6-6)	STAHLBERG, Sydney vs SIU-E (03-10-11)
	1.000 (6-6)	Robinson, Danielle vs No. 12 OKLA. (12-19-10)
	1.000 (6-6)	PLOUFFE, Michelle at UTAH (12-04-10)
Rebounds	18	PHILLIPS, Porsha at Georgia (02-03-11)
Assists	9	Clifton, Amanda at Illinois State (03-27-11)
Steals	5	GREEN, Briana at UTEP (11-27-10)
Blocked Shots	4	HOLZER, Stephanie at Vanderbilt (1-20-11)
	4	Stewart, Azania at Florida (01-02-11)
Turnovers	9	SIMMS, Myeshia vs Florida A&M (11-12-10)
Fouls	5	10 players with five fouls

2010-11 FINAL SEC STANDINGS

TEAM	SEC	PCT	HOME	AWAY	ALL	PCT	HOME	AWAY	NEUTRAL	LAST 10	STREAK
Tennessee	16-0	1.000			34-3	.919	17-0	11-1	6-2	9-1	L 1
Kentucky	11-5	.688			25-9	.735	13-2	8-5	4-2	7-3	L 1
Georgia	10-6	.625			23-11	.676	12-2	7-6	4-3	5-5	L 1
Vanderbilt	10-6	.625			20-12	.625	12-3	6-7	2-2	5-5	L 2
LSU	8-8	.500			19-13	.594	10-4	5-8	4-1	5-5	L 1
S. Carolina	8-8	.500			18-15	.545	14-5	3-8	1-2	5-5	L 1
Auburn	8-8	.500			16-16	.500	8-7	7-6	1-3	3-7	L 1
Florida	7-9	.438			20-15	.571	12-4	4-10	4-1	6-4	L 1
ARKANSAS	6-10	.375			22-12	.647	12-6	9-5	1-1	6-4	L 1
Alabama	5-11	.313			18-15	.545	10-6	7-8	1-1	6-4	L 1
Miss State	4-12	.250			13-17	.433	6-8	5-8	2-1	5-5	L 1
Ole Miss	3-13	.188			10-19	.345	6-9	2-9	2-1	1-9	L 8

^SEC regular season and tournament champion

SEC HONORS/AWARDS

First Team All-SEC

Tierney Jenkins, Alabama
 Alli Smalley, Auburn
 Porsha Phillips, Georgia
 Victoria Dunlap, Kentucky
 LaSondra Barrett, LSU
 Shekinna Stricklen, Tennessee
 Glory Johnson, Tennessee
 Jence Rhoads, Vanderbilt

Second Team All-SEC

C'EIRA RICKETTS, ARKANSAS
SARAH WATKINS, ARKANSAS
 Jasmine James, Georgia
 A'dia Mathies, Kentucky
 Kayla Melson, Ole Miss
 Mary Kathryn Govero, Miss State
 Iesia Walker, South Carolina
 Meighan Simmons, Tennessee

All-Freshman Team

Kaneisha Horn, Alabama
 Jattera Bonds, Florida
 Khaalidah Miller, Georgia
 Bernisha Pinkett, Kentucky
 Valencia Mcfarland, Ole Miss
 Meighan Simmons, Tennessee
 Jasmine Lister, Vanderbilt
 Stephanie Holzer, Vanderbilt

All-Defensive Team

Tierney Jenkins, Alabama
 Meredith Mitchell, Georgia
 Victoria Dunlap, Kentucky
 A'dia Mathies, Kentucky
 Katherine Graham, LSU
 Glory Johnson, Tennessee

Coach of the Year

Pat Summitt, Tennessee

Player of the Year

Shekinna Stricklen, Tennessee

Freshman of the Year

Meighan Simmons, Tennessee

Defensive Player of the Year

Victoria Dunlap, Kentucky

6th Woman of the Year

Stephanie Holzer, Vanderbilt

Scholar-Athlete of the Year

Mary Kathryn Govero, Miss State

2011 SEC TOURNAMENT RESULTS

March 3-6, 2011
 Bridgestone Arena || Nashville, Tenn.

Thursday, March 3

Florida 68, Arkansas 59
 LSU 60, Alabama 36
 South Carolina 62, Ole Miss 50
 Miss State 49, Auburn 47

Friday, March 4

Tennessee 92, Florida 75
 Kentucky 60, LSU 58
 Georgia 66, South Carolina 34
 Vanderbilt 59, Miss State 55

Saturday, March 5

Tennessee 72, Georgia 58
 Kentucky 69, Vanderbilt 56

Sunday, March 6

Tennessee 90, Kentucky 65

ALL-TOURNAMENT TEAM

Victoria Dunlap, Kentucky
 Glory Johnson, Tennessee
 Angie Bjorklund, Tennessee
 Tiffany Clarke, Vanderbilt
 MVP-Shekinna Stricklen, Tennessee

SEC PLAYERS OF THE WEEK

1	Tierney Jenkins	Alabama
2	Victoria Dunlap	Kentucky
3	Glory Johnson	Tennessee
4	C'EIRA RICKETTS	ARKANSAS
5	Victoria Dunlap	Kentucky
	Hannah Tuomi	Vanderbilt
6	C'EIRA RICKETTS	ARKANSAS
7	Keyla Snowden	Kentucky
8	Glory Johnson	Tennessee
9	SARAH WATKINS	ARKANSAS
10	Blanche Alverson	Auburn
11	LaSondra Barrett	LSU
12	Glory Johnson	Tennessee



13	Stephanie Holzer	Vanderbilt
14	Shekinna Stricklen	Tennessee
15	Erika Russell	Alabama
16	Glory Johnson	Tennessee

SEC FRESHMEN OF THE WEEK

1	Stephanie Holzer	Vanderbilt
2	Jasmine Robinson	Alabama
3	Kaneisha Horn	Alabama
4	Meighan Simmons	Tennessee
5	Pa'Sonna Hope	Ole Miss
6	Meighan Simmons	Tennessee
7	Brittany Shine	Florida
8	Khaalidah Miller	Georgia
9	Khaalidah Miller	Georgia
10	Bernisha Pinkett	Kentucky
11	Jennifer O'Neill	Kentucky
12	Jattera Bonds	Florida
13	Khaalidah Miller	Georgia
14	Meighan Simmon	Tennessee
15	KEIRA PEAK	ARKANSAS
16	Jattera Bonds	Florida

SEC COMMUNITY SERVICE TEAM

Ericka Russell	Alabama
ASHLEY DANIELS	ARKANSAS
Blanche Alverson	Auburn
Kayla Lewis	Florida
Meredith Mitchell	Georgia
Victoria Dunlap	Kentucky
Katherin Graham	LSU
Kayla Melson	Ole Miss
Mary Kathryn Govero	Miss State
Jewel May	South Carolina
Angie Bjorklund	Tennessee

SEC INDIVIDUAL LEADERS - ALL GAMES

86 To be ranked, a player must appear in at least 75.0% of their team's games.

SCORING							
	CI	GP	FG	3FG	FT	Points	Avg/G
1. Victoria Dunlap-UK	SR	33	206	5	145	562	17.0
2. Tierney Jenkins-UA	SR	33	200	0	111	511	15.5
3. Kayla Melson-UM	SR	23	129	0	90	348	15.1
4. C'eira Ricketts-AR	JR	34	171	29	101	472	13.9
5. Meighan Simmons-UT	FR	37	183	63	71	500	13.5
6. Sarah Watkins-AR	SO	34	169	23	97	458	13.5
14. Lyndsay Harris-AR	JR	29	115	81	45	356	12.3

REBOUNDING						
	CI	GP	Off	Def	Total	Avg/G
1. Porsha Phillips-UG	SR	34	117	248	365	10.7
2. Tierney Jenkins-UA	SR	33	142	208	350	10.6
3. Glory Johnson-UT	JR	37	138	221	359	9.7
4. Victoria Dunlap-UK	SR	33	120	168	288	8.7
5. Ashley Brown-MS	JR	30	123	127	250	8.3
6. Ashley Daniels-AR	JR	33	98	150	248	7.5
16. Keira Peak-AR	FR	31	63	114	177	5.7
18. Sarah Watkins-AR	SO	34	74	117	191	5.6

FIELD GOAL PCT					
	CI	GP	FG	FGA	Pct
1. Victoria Dunlap-UK	SR	33	206	450	.458
2. Kayla Melson-UM	SR	23	129	295	.437
3. Tierney Jenkins-UA	SR	33	200	476	.420
4. C'eira Ricketts-AR	JR	34	171	449	.381

ASSISTS				
	CI	GP	No.	Avg/G
1. Morgan Toles-AU	SO	27	139	5.1
2. Jence Rhoads-VU	SR	29	140	4.8
3. Valencia Mcfarland-UM	FR	28	123	4.4
4. Diamber Johnson-MS	JR	30	127	4.2
5. Kayla Melson-UM	SR	23	95	4.1
6. C'eira Ricketts-AR	JR	34	127	3.7

FREE THROW PCT					
	CI	GP	FT	FTA	Pct
1. Porsha Phillips-UG	SR	34	92	114	.807
2. Hannah Tuomi-VU	SR	32	89	121	.736
3. Tierney Jenkins-UA	SR	33	111	154	.721
4. Kayla Melson-UM	SR	23	90	127	.709
5. Victoria Dunlap-UK	SR	33	145	206	.704
7. Sarah Watkins-AR	SO	34	97	141	.688
8. C'eira Ricketts-AR	JR	34	101	148	.682

STEALS				
	CI	GP	No.	Avg/G
1. Victoria Dunlap-UK	SR	33	100	3.0
2. Tierney Jenkins-UA	SR	33	94	2.8
3. Ieasia Walker-SC	SO	33	79	2.4
4. C'eira Ricketts-AR	JR	34	77	2.3
5. A'Dia Mathies-UK	SO	34	71	2.1

3-POINT FG PCT					
	CI	GP	3FG	3FGA	Pct
1. Angie Bjorklund-UT	SR	31	73	162	.451
2. Jordan Jones-UF	JR	33	72	186	.387
3. Adrienne Webb-LS	SO	32	73	191	.382
4. Mary Kathryn Govero-MS	SR	30	71	186	.382
5. Keyla Snowden-UK	JR	30	65	171	.380
8. Lyndsay Harris-AR	JR	29	81	232	.349

3-POINT FG MADE				
	CI	GP	3FG	Avg/G
1. Lyndsay Harris-AR	JR	29	81	2.8
2. Mary Kathryn Govero-MS	SR	30	71	2.4
3. Angie Bjorklund-UT	SR	31	73	2.4
4. Adrienne Webb-LS	SO	32	73	2.3
5. Ericka Russell-UA	JR	33	75	2.3

BLOCKED SHOTS				
	CI	GP	No.	Avg/G
1. Kelley Cain-UT	JR	32	66	2.1
2. Azania Stewart-UF	JR	35	62	1.8
3. Sarah Watkins-AR	SO	34	58	1.7
4. Catina Bett-MS	JR	24	38	1.6

ASSIST/TURNOVER RATIO							
	CI	GP	Assists	Avg	T-Overs	Avg	Ratio
1. Morgan Toles-AU	SO	27	139	5.1	59	2.2	2.4
2. Diamber Johnson-MS	JR	30	127	4.2	70	2.3	1.8
3. Jence Rhoads-VU	SR	29	140	4.8	83	2.9	1.7
4. Valencia Mcfarland-UM	FR	28	123	4.4	73	2.6	1.7
5. C'eira Ricketts-AR	JR	34	127	3.7	80	2.4	1.6

OFFENSIVE REBOUNDS				
	CI	GP	No.	Avg/G
1. Tierney Jenkins-UA	SR	33	142	4.3
2. Ashley Brown-MS	JR	30	123	4.1
3. Glory Johnson-UT	JR	37	138	3.7
4. Victoria Dunlap-UK	SR	33	120	3.6
5. Porsha Phillips-UG	SR	34	117	3.4
6. Ashley Bruner-SC	SO	33	98	3.0
Ashley Daniels-AR	JR	33	98	3.0

DEFENSIVE REBOUNDS				
	CI	GP	No.	Avg/G
1. Porsha Phillips-UG	SR	34	248	7.3
2. Tierney Jenkins-UA	SR	33	208	6.3
3. Glory Johnson-UT	JR	37	221	6.0
4. Victoria Dunlap-UK	SR	33	168	5.1
5. Shekinna Stricklen-UT	JR	37	179	4.8
6. Ashley Daniels-AR	JR	33	150	4.5
14. C'eira Ricketts-AR	JR	34	130	3.8

MINUTES PLAYED				
	CI	GP	Minutes	Avg/G
1. Kayla Melson-UM	SR	23	874	38.0
2. Valencia Mcfarland-UM	FR	28	1037	37.0
3. Mary Kathryn Govero-MS	SR	30	1078	35.9
4. Jasmine James-UG	SO	33	1185	35.9
5. Diamber Johnson-MS	JR	30	1060	35.3
8. C'eira Ricketts-AR	JR	34	1145	33.7



2011-12 RAZORBACKS

Lyndsay Harris led the SEC in three pointers made in all games with 2.8 per contest.

SEC TEAM LEADERS - ALL GAMES

SCORING OFFENSE	G	W-L	Pts	Avg/G
1. Tennessee	37	34-3	2934	79.3
2. Vanderbilt	32	20-12	2281	71.3
3. Kentucky	34	25-9	2412	70.9
4. Florida	35	20-15	2331	66.6
5. Alabama	33	18-15	2179	66.0
6. ARKANSAS	34	22-12	2196	64.6
7. Georgia	34	23-11	2163	63.6
8. LSU	32	19-13	1981	61.9
9. Auburn	32	16-16	1954	61.1
10. South Carolina	33	18-15	1937	58.7
11. Ole Miss	29	10-19	1695	58.4
12. Mississippi State	30	13-17	1746	58.2

3-PT FG PCT DEF.	G	3FGM	3FGA	Pct
1. Tennessee	37	195	708	.275
2. Mississippi State	30	131	457	.287
3. LSU	32	133	459	.290
4. Georgia	34	201	670	.300
5. Vanderbilt	32	165	537	.307
6. ARKANSAS	34	177	570	.311
7. Alabama	33	154	492	.313
8. Ole Miss	29	203	607	.334
9. South Carolina	33	122	361	.338
10. Florida	35	187	549	.341
11. Auburn	32	169	496	.341
12. Kentucky	34	166	455	.365

TURNOVER MAR.	G	Team	Avg.	Opponent	Avg.	Margin
1. Kentucky	34	558	16.4	817	24.0	+7.62
2. Alabama	33	551	16.7	744	22.5	+5.85
3. ARKANSAS	34	520	15.3	596	17.5	+2.24
4. Auburn	32	542	16.9	595	18.6	+1.66
5. Tennessee	37	567	15.3	624	16.9	+1.54
6. South Carolina	33	512	15.5	548	16.6	+1.09
7. Georgia	34	541	15.9	572	16.8	+0.91
8. Miss State	30	485	16.2	508	16.9	+0.77
9. LSU	32	470	14.7	492	15.4	+0.69
10. Vanderbilt	32	539	16.8	500	15.6	-1.22
11. Florida	35	614	17.5	571	16.3	-1.23
12. Ole Miss	29	448	15.4	405	14.0	-1.48

SCORING DEFENSE	G	Pts	Avg/G
1. LSU	32	1692	52.9
2. Tennessee	37	2087	56.4
3. Georgia	34	1992	58.6
4. Mississippi State	30	1779	59.3
5. ARKANSAS	34	2017	59.3
6. South Carolina	33	1968	59.6
7. Auburn	32	1940	60.6
8. Kentucky	34	2117	62.3
9. Vanderbilt	32	2052	64.1
10. Florida	35	2256	64.5
11. Ole Miss	29	1926	66.4
12. Alabama	33	2205	66.8

REB. OFFENSE	G	Rebounds	Avg/G
1. Tennessee	37	1713	46.3
2. Georgia	34	1399	41.1
3. Florida	35	1432	40.9
4. LSU	32	1273	39.8
5. ARKANSAS	34	1333	39.2
6. Mississippi State	30	1162	38.7
7. Alabama	33	1278	38.7
8. Kentucky	34	1305	38.4
9. Vanderbilt	32	1224	38.2
10. Auburn	32	1214	37.9
11. Ole Miss	29	1099	37.9
12. South Carolina	33	1182	35.8

ASSIST/TO RATIO	G	Assist	Avg.	T-Over	Avg.	Ratio
1. LSU	32	436	13.6	470	14.7	0.9
2. Tennessee	37	522	14.1	567	15.3	0.9
3. Vanderbilt	32	490	15.3	539	16.8	0.9
4. ARKANSAS	34	420	12.4	520	15.3	0.8
5. Auburn	32	416	13.0	542	16.9	0.8
6. Georgia	34	411	12.1	541	15.9	0.8
7. Florida	35	448	12.8	614	17.5	0.7
8. Ole Miss	29	317	10.9	448	15.4	0.7
9. Alabama	33	375	11.4	551	16.7	0.7
10. Kentucky	34	378	11.1	558	16.4	0.7
11. Miss State	30	311	10.4	485	16.2	0.6
12. South Carolina	33	322	9.8	512	15.5	0.6

SCORING MARGIN	G	Offense	Defense	Margin
1. Tennessee	37	79.3	56.4	+22.9
2. LSU	32	61.9	52.9	+9.0
3. Kentucky	34	70.9	62.3	+8.7
4. Vanderbilt	32	71.3	64.1	+7.2
5. ARKANSAS	34	64.6	59.3	+5.3
6. Georgia	34	63.6	58.6	+5.0
7. Florida	35	66.6	64.5	+2.1
8. Auburn	32	61.1	60.6	+0.4
9. Alabama	33	66.0	66.8	-0.8
10. South Carolina	33	58.7	59.6	-0.9
11. Mississippi State	30	58.2	59.3	-1.1
12. Ole Miss	29	58.4	66.4	-8.0

REB. DEFENSE	G	Rebounds	Avg/G
1. Tennessee	37	1253	33.9
2. South Carolina	33	1156	35.0
3. LSU	32	1133	35.4
4. Vanderbilt	32	1165	36.4
5. Florida	35	1277	36.5
6. Georgia	34	1262	37.1
7. Auburn	32	1214	37.9
8. Kentucky	34	1297	38.1
9. Ole Miss	29	1118	38.6
10. ARKANSAS	34	1322	38.9
11. Mississippi State	30	1198	39.9
12. Alabama	33	1414	42.8

OFFENSIVE REBOUNDS	G	No.	Avg/G
1. Tennessee	37	608	16.4
2. Kentucky	34	548	16.1
3. Florida	35	559	16.0
4. Georgia	34	543	16.0
5. Ole Miss	29	447	15.4
6. Alabama	33	504	15.3
7. Auburn	32	483	15.1
8. South Carolina	33	473	14.3
9. Mississippi State	30	421	14.0
10. ARKANSAS	34	454	13.4
11. Vanderbilt	32	418	13.1
12. LSU	32	388	12.1

FREE THROW PCT	G	FTM	FTA	Pct
1. Vanderbilt	32	465	660	.705
2. Kentucky	34	572	825	.693
3. Ole Miss	29	302	450	.671
4. Florida	35	392	586	.669
5. Tennessee	37	504	757	.666
6. Mississippi State	30	228	348	.655
7. ARKANSAS	34	397	614	.647
8. LSU	32	381	594	.641
9. Alabama	33	452	709	.638
10. Auburn	32	353	554	.637
11. Georgia	34	363	570	.637
12. South Carolina	33	370	602	.615

REB. MARGIN	G	Team	Avg.	Opponent	Avg.	Margin
1. Tennessee	37	1713	46.3	1253	33.9	+12.4
2. Florida	35	1432	40.9	1277	36.5	+4.4
3. LSU	32	1273	39.8	1133	35.4	+4.4
4. Georgia	34	1399	41.1	1262	37.1	+4.0
5. Vanderbilt	32	1224	38.2	1165	36.4	+1.8
6. South Carolina	33	1182	35.8	1156	35.0	+0.8
7. ARKANSAS	34	1333	39.2	1322	38.9	+0.3
8. Kentucky	34	1305	38.4	1297	38.1	+0.2
9. Auburn	32	1214	37.9	1214	37.9	+0.0
10. Ole Miss	29	1099	37.9	1118	38.6	-0.7
11. Miss State	30	1162	38.7	1198	39.9	-1.2
12. Alabama	33	1278	38.7	1414	42.8	-4.1

DEFENSIVE REBOUNDS	G	No.	Avg/G
1. Tennessee	37	1105	29.9
2. LSU	32	895	27.7
3. ARKANSAS	34	879	25.9
4. Vanderbilt	32	806	25.2
5. Georgia	34	856	25.2
6. Florida	35	873	24.9
7. Mississippi State	30	741	24.7
8. Alabama	33	774	23.5
9. Auburn	32	731	22.8
10. Ole Miss	29	652	22.5
11. Kentucky	34	757	22.3
12. South Carolina	33	709	21.5

FIELD GOAL %	G	FGM	FGA	Pct
1. Tennessee	37	1094	2346	.466
2. Vanderbilt	32	818	1813	.451
3. Florida	35	872	2118	.412
4. Georgia	34	820	2047	.401
5. ARKANSAS	34	815	2039	.400
6. LSU	32	714	1795	.398
7. Auburn	32	743	1901	.391
8. Kentucky	34	829	2155	.385
9. South Carolina	33	703	1852	.380
10. Alabama	33	795	2108	.377
11. Mississippi State	30	670	1796	.373
12. Ole Miss	29	633	1709	.370

BLOCKED SHOTS	G	No.	Avg/G
1. Tennessee	37	195	5.3
2. Florida	35	156	4.5
3. Georgia	34	146	4.3
4. Auburn	32	125	3.9
LSU	32	125	3.9
6. ARKANSAS	34	129	3.8
7. Mississippi State	30	112	3.7
8. Vanderbilt	32	111	3.5
9. Kentucky	34	115	3.4
10. Alabama	33	95	2.9
11. South Carolina	33	91	2.8
12. Ole Miss	29	60	2.1

DEFENSIVE REB PCT.	G	Team	O-Reb	Opp. D-Reb	D-Reb Pct.
1. LSU	32	895	342	721	.416
2. Tennessee	37	1105	481	697	.412
3. ARKANSAS	34	879	470	652	.412
4. Kentucky	34	757	406	651	.412
5. South Carolina	33	709	387	647	.412
6. Georgia	34	856	468	647	.412
7. Florida	35	873	478	646	.412
8. Mississippi State	30	741	431	632	.412
9. Alabama	33	774	466	624	.412
10. Auburn	32	731	444	622	.412
11. Vanderbilt	32	806	496	619	.412
12. Ole Miss	29	652	418	609	.412

FIELD GOAL PCT DEF.	G	FGM	FGA	Pct
1. Tennessee	37	765	2274	.336
2. LSU	32	612	1769	.346
3. Georgia	34	718	1957	.367
4. ARKANSAS	34	740	2010	.368
5. Vanderbilt	32	741	1955	.379
6. Mississippi State	30	638	1679	.380
7. Auburn	32	707	1804	.392
8. Florida	35	824	2066	.399
9. Kentucky	34	761	1834	.415
10. Alabama	33	789	1892	.417
11. South Carolina	33	749	1774	.422
12. Ole Miss	29	732	1731	.423

ASSISTS	G	No.	Avg/G
1. Vanderbilt	32	490	15.3
2. Tennessee	37	522	14.1
3. LSU	32	436	13.6
4. Auburn	32	416	13.0
5. Florida	35	448	12.8
6. ARKANSAS	34	420	12.4
7. Georgia	34	411	12.1
8. Alabama	33	375	11.4
9. Kentucky	34	378	11.1
10. Ole Miss	29	317	10.9
11. Mississippi State	30	311	10.4
12. South Carolina	33	322	9.8

OFFENSIVE REB PCT.	G	Team	O-Reb	Opp. D-Reb	O-Reb Pct.
1. Tennessee	37	608	772	441	.580
2. Florida	35	559	799	412	.580
3. Georgia	34	543	794	406	.580
4. Ole Miss	29	447	700	.390	
5. Auburn	32	483	770	.385	
6. Vanderbilt	32	418	669	.385	
7. South Carolina	33	473	769	.381	
8. Kentucky	34	548	891	.381	
9. Mississippi State	30	421	767	.354	
10. ARKANSAS	34	454	852	.348	
11. Alabama	33	504	948	.347	
12. LSU	32	388	791	.329	

3-POINT FG PCT	G	3FGM	3FGA	Pct

SEC IND. LEADERS - SEC ONLY GAMES

88 To be ranked, a player must appear in at least 75.0% of their team's games.

SCORING							
	CI	GP	FG	3FG	FT	Points	Avg/G
1. Victoria Dunlap-UK	SR	16	100	4	66	270	16.9
2. C'eira Ricketts-AR	JR	16	86	19	45	236	14.8
3. Valencia Mcfarland-UM	FR	16	85	17	43	230	14.4
4. Tierney Jenkins-UA	SR	16	90	0	43	223	13.9
5. Shekinna Stricklen-UT	JR	16	79	25	38	221	13.8
6. Sarah Watkins-AR	SO	16	79	11	51	220	13.8
t20. Lyndsay Harris-AR	JR	16	57	39	25	178	11.1

REBOUNDING						
	CI	GP	Off	Def	Total	Avg/G
1. Tierney Jenkins-UA	SR	16	65	105	170	10.6
2. Porsha Phillips-UG	SR	16	58	109	167	10.4
3. Glory Johnson-UT	JR	16	60	104	164	10.3
4. Victoria Dunlap-UK	SR	16	55	81	136	8.5
5. Shekinna Stricklen-UT	JR	16	39	96	135	8.4
7. Ashley Daniels-AR	JR	15	41	69	110	7.3
15. Sarah Watkins-AR	SO	16	33	59	92	5.8
t19. Keira Peak-AR	FR	14	31	46	77	5.5

FIELD GOAL PCT					
	CI	GP	FG	FGA	Pct
1. Glory Johnson-UT	JR	16	81	146	.555
2. Victoria Dunlap-UK	SR	16	100	224	.446
3. Jence Rhoads-VU	SR	15	75	169	.444
4. Tierney Jenkins-UA	SR	16	90	216	.417
5. Mary Kathryn Govero-MS	SR	16	83	201	.413
6. C'eira Ricketts-AR	JR	16	86	240	.358

ASSISTS				
	CI	GP	No.	Avg/G
1. Morgan Toles-AU	SO	14	70	5.0
2. Jence Rhoads-VU	SR	15	74	4.9
3. Valencia Mcfarland-UM	FR	16	76	4.8
4. Diamber Johnson-MS	JR	16	69	4.3
5. Katherine Graham-LS	SR	16	58	3.6
12. C'eira Ricketts-AR	JR	16	49	3.1

FREE THROW PCT					
	CI	GP	FT	FTA	Pct
1. Tierney Jenkins-UA	SR	16	43	53	.811
2. Valencia Mcfarland-UM	FR	16	43	54	.796
3. Porsha Phillips-UG	SR	16	54	70	.771
4. A'Dia Mathies-UK	SO	16	44	62	.710
Kaneisha Horn-UA	FR	16	44	62	.710
6. Sarah Watkins-AR	SO	16	51	72	.708
10. C'eira Ricketts-AR	JR	16	45	69	.652

STEALS				
	CI	GP	No.	Avg/G
1. Victoria Dunlap-UK	SR	16	50	3.1
2. Tierney Jenkins-UA	SR	16	47	2.9
3. Ieasia Walker-SC	SO	16	44	2.8
4. A'Dia Mathies-UK	SO	16	39	2.4
5. C'eira Ricketts-AR	JR	16	34	2.1

3-POINT FG PCT					
	CI	GP	3FG	3FGA	Pct
1. Mary Kathryn Govero-MS	SR	16	41	100	.410
2. Khaalidah Miller-UG	FR	16	33	87	.379
3. Adrienne Webb-LS	SO	16	32	91	.352
4. Ericka Russell-UA	JR	16	37	109	.339
5. Shae Nelson-UM	SO	16	35	107	.327
6. Lyndsay Harris-AR	JR	16	39	128	.305

3-POINT FG MADE				
	CI	GP	3FG	Avg/G
1. Mary Kathryn Govero-MS	SR	16	41	2.6
2. Lyndsay Harris-AR	JR	16	39	2.4
3. Ericka Russell-UA	JR	16	37	2.3
4. Shae Nelson-UM	SO	16	35	2.2
5. Khaalidah Miller-UG	FR	16	33	2.1

BLOCKED SHOTS				
	CI	GP	No.	Avg/G
1. Kelley Cain-UT	JR	12	32	2.7
2. Azania Stewart-UF	JR	16	32	2.0
3. Sarah Watkins-AR	SO	16	27	1.7
4. Catina Bett-MS	JR	16	25	1.6
5. Porsha Phillips-UG	SR	16	24	1.5

ASSIST/TURNOVER RATIO							
	CI	GP	Assists	Avg	T-Overs	Avg	Ratio
1. Morgan Toles-AU	SO	14	70	5.0	39	2.8	1.8
2. Valencia Mcfarland-UM	FR	16	76	4.8	45	2.8	1.7
3. Diamber Johnson-MS	JR	16	69	4.3	42	2.6	1.6
4. Jence Rhoads-VU	SR	15	74	4.9	47	3.1	1.6
5. Katherine Graham-LS	SR	16	58	3.6	41	2.6	1.4
10. C'eira Ricketts-AR	JR	16	49	3.1	45	2.8	1.1

OFFENSIVE REBOUNDS				
	CI	GP	No.	Avg/G
1. Tierney Jenkins-UA	SR	16	65	4.1
2. Glory Johnson-UT	JR	16	60	3.8
3. Porsha Phillips-UG	SR	16	58	3.6
4. Victoria Dunlap-UK	SR	16	55	3.4
5. Ashley Brown-MS	JR	16	53	3.3
8. Ashley Daniels-AR	JR	15	41	2.7

DEFENSIVE REBOUNDS				
	CI	GP	No.	Avg/G
1. Porsha Phillips-UG	SR	16	109	6.8
2. Tierney Jenkins-UA	SR	16	105	6.6
3. Glory Johnson-UT	JR	16	104	6.5
4. Shekinna Stricklen-UT	JR	16	96	6.0
5. Lasondra Barrett-LS	JR	16	82	5.1
6. Victoria Dunlap-UK	SR	16	81	5.1
8. Ashley Daniels-AR	JR	15	69	4.6
12. C'eira Ricketts-AR	JR	16	66	4.1

MINUTES PLAYED				
	CI	GP	Minutes	Avg/G
1. Valencia Mcfarland-UM	FR	16	616	38.5
2. C'eira Ricketts-AR	JR	16	601	37.6
3. Jence Rhoads-VU	SR	15	560	37.3
4. Jasmine James-UG	SO	15	553	36.9
5. Mary Kathryn Govero-MS	SR	16	574	35.9



C'eira Ricketts ranked second in SEC-only games in scoring with 14.8 points per game.

SEC TEAM LEADERS - SEC ONLY GAMES

SCORING OFFENSE	G	W-L	Pts	Avg/G
1. Tennessee	16	16-0	1221	76.3
2. Vanderbilt	16	10-6	1113	69.6
3. Kentucky	16	11-5	1065	66.6
4. Florida	16	7-9	1022	63.9
5. Georgia	16	10-6	978	61.1
6. LSU	16	8-8	947	59.2
7. Alabama	16	5-11	945	59.1
8. ARKANSAS	16	6-10	936	58.5
9. South Carolina	16	8-8	933	58.3
10. Auburn	16	8-8	924	57.8
11. Mississippi State	16	4-12	917	57.3
12. Ole Miss	16	3-13	868	54.2

3-POINT FG PCT DEFENSE	G	Rebounds	Avg/G	
1. Tennessee	16	88	335	.263
2. Georgia	16	83	304	.273
3. Vanderbilt	16	78	276	.283
4. Mississippi State	16	73	242	.302
5. LSU	16	64	209	.306
6. ARKANSAS	16	82	265	.309
7. Auburn	16	78	238	.328
8. Alabama	16	85	245	.347
9. Florida	16	88	250	.352
10. South Carolina	16	53	150	.353
11. Ole Miss	16	111	312	.356
12. Kentucky	16	68	184	.370

TURNOVER MAR.	G	Team	Avg.	Opponent	Avg.	Margin
1. Kentucky	16	270	16.9	372	23.3	+6.38
2. Alabama	16	267	16.7	323	20.2	+3.50
3. Georgia	16	252	15.8	271	16.9	+1.19
4. South Carolina	16	243	15.2	260	16.3	+1.06
5. ARKANSAS	16	256	16.0	252	15.8	-0.25
6. LSU	16	243	15.2	232	14.5	-0.69
7. Miss State	16	272	17.0	260	16.3	-0.75
8. Tennessee	16	249	15.6	237	14.8	-0.75
9. Auburn	16	303	18.9	284	17.8	-1.19
10. Ole Miss	16	225	14.1	184	11.5	-2.56
11. Florida	16	287	17.9	240	15.0	-2.94
12. Vanderbilt	16	280	17.5	232	14.5	-3.00

SCORING DEFENSE	G	Pts	Avg/G
1. Tennessee	16	835	52.2
2. LSU	16	861	53.8
3. Georgia	16	941	58.8
4. Auburn	16	963	60.2
5. South Carolina	16	967	60.4
6. ARKANSAS	16	975	60.9
7. Kentucky	16	990	61.9
8. Mississippi State	16	1017	63.6
9. Vanderbilt	16	1030	64.4
10. Florida	16	1089	68.1
11. Ole Miss	16	1092	68.2
12. Alabama	16	1109	69.3

REBOUNDING OFFENSE	G	Rebounds	Avg/G
1. Tennessee	16	766	47.9
2. Georgia	16	648	40.5
3. Vanderbilt	16	645	40.3
4. LSU	16	636	39.8
5. Florida	16	632	39.5
6. ARKANSAS	16	599	37.4
7. Auburn	16	584	36.5
8. Mississippi State	16	580	36.2
9. Alabama	16	571	35.7
10. South Carolina	16	568	35.5
11. Kentucky	16	557	34.8
12. Ole Miss	16	525	32.8

ASSIST/TO RATIO	G	Assist	Avg.	T-Over	Avg.	Ratio
1. LSU	16	213	13.3	243	15.2	0.9
2. Tennessee	16	214	13.4	249	15.6	0.9
3. Vanderbilt	16	230	14.4	280	17.5	0.8
4. Georgia	16	176	11.0	252	15.8	0.7
5. Auburn	16	205	12.8	303	18.9	0.7
6. Kentucky	16	182	11.4	270	16.9	0.7
7. ARKANSAS	16	171	10.7	256	16.0	0.7
8. Alabama	16	175	10.9	267	16.7	0.7
9. Florida	16	187	11.7	287	17.9	0.7
10. Ole Miss	16	143	8.9	225	14.1	0.6
11. Miss State	16	164	10.3	272	17.0	0.6
12. South Carolina	16	146	9.1	243	15.2	0.6

SCORING MARGIN	G	Offense	Defense	Margin
1. Tennessee	16	76.3	52.2	+24.1
2. LSU	16	59.2	53.8	+5.4
3. Vanderbilt	16	69.6	64.4	+5.2
4. Kentucky	16	66.6	61.9	+4.7
5. Georgia	16	61.1	58.8	+2.3
6. South Carolina	16	58.3	60.4	-2.1
7. ARKANSAS	16	58.5	60.9	-2.4
8. Auburn	16	57.8	60.2	-2.4
9. Florida	16	63.9	68.1	-4.2
10. Mississippi State	16	57.3	63.6	-6.2
11. Alabama	16	59.1	69.3	-10.2
12. Ole Miss	16	54.2	68.2	-14.0

REBOUNDING DEFENSE	G	Rebounds	Avg/G
1. Tennessee	16	529	33.1
2. LSU	16	557	34.8
3. Kentucky	16	567	35.4
4. South Carolina	16	573	35.8
5. Auburn	16	607	37.9
6. Florida	16	608	38.0
7. Vanderbilt	16	609	38.1
8. Ole Miss	16	620	38.8
9. Mississippi State	16	641	40.1
10. Georgia	16	644	40.2
11. ARKANSAS	16	647	40.4
12. Alabama	16	709	44.3

OFFENSIVE REBOUNDS	G	No.	Avg/G
1. Georgia	16	261	16.3
2. Tennessee	16	251	15.7
3. Kentucky	16	243	15.2
4. Alabama	16	231	14.4
5. Florida	16	230	14.4
6. South Carolina	16	216	13.5
7. Vanderbilt	16	215	13.4
8. Mississippi State	16	211	13.2
9. Ole Miss	16	207	12.9
10. Auburn	16	204	12.8
11. ARKANSAS	16	198	12.4
12. LSU	16	196	12.3

FREE THROW PCT	G	FTM	FTA	Pct
1. Ole Miss	16	145	202	.718
2. Mississippi State	16	123	174	.707
3. Alabama	16	196	279	.703
4. Kentucky	16	248	354	.701
5. Tennessee	16	217	310	.700
6. Vanderbilt	16	231	337	.685
7. Florida	16	180	263	.684
8. ARKANSAS	16	172	264	.652
9. Auburn	16	147	227	.648
10. LSU	16	190	294	.646
11. Georgia	16	174	272	.640
12. South Carolina	16	167	272	.614

REB. MARGIN	G	Team	Avg.	Opponent	Avg.	Margin
1. Tennessee	16	766	47.9	529	33.1	+14.8
2. LSU	16	636	39.8	557	34.8	+4.9
3. Vanderbilt	16	645	40.3	609	38.1	+2.2
4. Florida	16	632	39.5	608	38.0	+1.5
5. Georgia	16	648	40.5	644	40.2	+0.2
6. South Carolina	16	568	35.5	573	35.8	-0.3
7. Kentucky	16	557	34.8	567	35.4	-0.6
8. Auburn	16	584	36.5	607	37.9	-1.4
9. ARKANSAS	16	599	37.4	647	40.4	-3.0
10. Miss State	16	580	36.2	641	40.1	-3.8
11. Ole Miss	16	525	32.8	620	38.8	-5.9
12. Alabama	16	571	35.7	709	44.3	-8.6

DEFENSIVE REBOUNDS	G	No.	Avg/G
1. Tennessee	16	515	32.2
2. LSU	16	440	27.5
3. Vanderbilt	16	430	26.9
4. Florida	16	402	25.1
5. ARKANSAS	16	401	25.1
6. Georgia	16	387	24.2
7. Auburn	16	380	23.8
8. Mississippi State	16	369	23.1
9. South Carolina	16	352	22.0
10. Alabama	16	340	21.3
11. Ole Miss	16	318	19.9
12. Kentucky	16	314	19.6

FIELD GOAL %	G	FGM	FGA	Pct
1. Tennessee	16	455	972	.468
2. Vanderbilt	16	402	903	.445
3. Auburn	16	360	902	.399
4. Florida	16	377	947	.398
5. Kentucky	16	370	955	.387
6. LSU	16	337	877	.384
7. Georgia	16	365	961	.380
8. South Carolina	16	340	907	.375
9. ARKANSAS	16	344	924	.372
10. Mississippi State	16	346	934	.370
11. Ole Miss	16	326	882	.370
12. Alabama	16	342	988	.346

BLOCKED SHOTS	G	No.	Avg/G
1. Tennessee	16	98	6.1
2. Georgia	16	75	4.7
3. Auburn	16	59	3.7
4. Florida	16	57	3.6
5. Mississippi State	16	57	3.6
6. Vanderbilt	16	54	3.4
7. LSU	16	52	3.3
8. Alabama	16	51	3.2
9. ARKANSAS	16	49	3.1
10. Kentucky	16	41	2.6
11. South Carolina	16	33	2.1
12. Ole Miss	16	30	1.9

DEFENSIVE REB PCT.	G	Team	D-Reb	Opp. D-Reb	Pct.
1. LSU	16	440	166	726	.266
2. Tennessee	16	515	212	708	.299
3. South Carolina	16	352	184	657	.280
4. Kentucky	16	314	171	647	.269
5. Florida	16	402	222	644	.269
6. ARKANSAS	16	401	227	639	.269
7. Auburn	16	380	230	623	.269
8. Vanderbilt	16	430	272	613	.269
9. Mississippi State	16	369	236	610	.269
10. Georgia	16	387	254	604	.269
11. Alabama	16	340	248	578	.269
12. Ole Miss	16	318	241	569	.269

FIELD GOAL PCT DEF.	G	FGM	FGA	Pct
1. Tennessee	16	315	1017	.310
2. Georgia	16	340	944	.360
3. LSU	16	324	896	.362
4. Vanderbilt	16	369	1013	.364
5. ARKANSAS	16	354	944	.375
6. Auburn	16	350	922	.380
7. Mississippi State	16	363	897	.405
8. Florida	16	398	968	.411
9. South Carolina	16	372	873	.426
10. Alabama	16	400	929	.431
11. Ole Miss	16	419	941	.445
12. Kentucky	16	360	808	.446

ASSISTS	G	No.	Avg/G
1. Vanderbilt	16	230	14.4
2. Tennessee	16	214	13.4
3. LSU	16	213	13.3
4. Auburn	16	205	12.8
5. Florida	16	187	11.7
6. Kentucky	16	182	11.4
7. Georgia	16	176	11.0
8. Alabama	16	175	10.9
9. ARKANSAS	16	171	10.7
10. Mississippi State	16	164	10.3
11. South Carolina	16	146	9.1
12. Ole Miss	16	143	8.9

OFFENSIVE REB PCT.	G	Team	O-Reb	Opp. D-Reb	O-Reb Pct.
1. Tennessee	16	251	317	442	.362
2. Georgia	16	261	390	401	.399
3. Vanderbilt	16	215	337	389	.396
4. Kentucky	16	243	396	380	.396
5. Florida	16	230	386	373	.396
6. South Carolina	16	216	389	357	.396
7. Ole Miss	16	207	379	353	.396
8. Auburn	16	204	377	351	.396
9. Mississippi State	16	211	405	343	.396
10. LSU	16	196	391	334	.396
11. Alabama	16	231	461	334	.396
12. ARKANSAS	16	198	420	320	.396

3-POINT FG PCT	G	3FGM	3FGA	Pct
1. Tennessee	16	94	254	.370
2. Florida	16	88	250	.352
3. Mississippi State	16	102	294	.347
4. Vanderbilt	16	78	238	.328
5. LSU	16	83	259	.320
6. Auburn	16	57	180	.317
7. ARKANSAS	16	76	245	.310
8. South Carolina	16	86	285	.302

2010-11 BOX SCORES



Official Basketball Box Score - Game Totals - Final Statistics
Florida A&M vs AR
 11-12-10 11:30 a.m. at Fayetteville, Ark. (Bud Walton Arena)



Florida A&M 62 • 0-1

#	Player	Total			3-Ptr			Rebounds			PF	TP	A	TO	Blk	Stl	Min
		FG-FGA	FG-FGA	FT-FTA	FG-FGA	FG-FGA	FT-FTA	Off	Def	Tot							
05	COLLINS, Nicole	f	6-12	0-2	5-9	3	5	8	5	17	3	2	0	2	33		
22	BENNETT, Antonia	f	4-12	3-6	0-0	3	4	7	5	11	2	4	0	1	29		
16	DONALD, Qiana	c	3-9	0-0	0-0	5	7	12	2	6	0	4	0	1	32		
01	SIMMS, Myeshia	g	0-5	0-0	0-0	2	0	2	3	0	4	9	0	1	34		
03	McKELTON, Tameka	g	8-20	2-8	3-4	2	4	6	4	21	2	4	0	1	37		
12	GRICE, Jasmine	f	1-5	1-4	0-0	0	1	1	1	3	2	2	0	1	16		
21	EDWARDS, Sharmayne	g	0-0	0-0	0-0	0	0	0	0	0	0	1	0	0	2		
32	SMILEY, Regina	g	0-0	0-0	0-0	0	1	1	0	0	0	0	0	0	2		
34	COPELAND, Shekeira	f	1-6	0-0	2-2	2	3	5	1	4	0	0	2	0	15		
Team						2	4	6									
Totals			23-69	6-21	10-15	19	29	48	21	62	13	26	2	7	200		
FG % 1st Half:		7-24	29.2%	2nd half:	16-45	35.6%	Game:		23-69	33.3%	Deadball						
3FG % 1st Half:		3-7	42.9%	2nd half:	3-14	21.4%	Game:		6-21	28.6%	Rebounds						
FT % 1st Half:		5-7	71.4%	2nd half:	5-8	62.5%	Game:		10-15	66.7%	2.2						

AR 71 • 1-0

#	Player	Total			3-Ptr			Rebounds			PF	TP	A	TO	Blk	Stl	Min
		FG-FGA	FG-FGA	FT-FTA	FG-FGA	FG-FGA	FT-FTA	Off	Def	Tot							
03	TOWNSEND, Jamesha	f	0-2	0-0	0-0	0	1	1	2	0	0	1	0	1	13		
12	DANIELS, Ashley	f	1-6	0-0	0-2	6	3	9	1	2	2	3	0	1	29		
04	WATKINS, Sarah	c	4-12	0-0	3-5	5	2	7	3	11	0	4	0	0	25		
22	RICKETTS, C'eira	g	6-13	2-2	7-10	2	6	8	2	21	4	3	2	3	29		
33	HARRIS, Lyndsay	g	4-9	3-7	7-0	0	3	3	1	18	1	1	2	1	34		
01	PEAK, Keira	g	3-9	1-2	1-4	2	5	7	3	8	1	3	0	1	25		
10	WALTER, Christstasia	g	0-1	0-0	0-0	0	0	0	0	0	1	0	0	1	4		
13	INMAN, Julie	f	1-2	0-1	0-0	0	1	1	0	2	0	0	0	0	2		
15	REES, Skye	f	1-4	0-2	0-0	1	0	1	1	2	0	0	0	0	13		
24	RICHARDSON, Brittney	g	0-1	0-1	0-0	0	0	0	0	0	0	0	0	0	2		
44	WILLIAMS, Quistelle	f	1-2	0-0	1-2	2	1	3	3	3	0	1	1	1	13		
45	DELGADO, Yashira	f	2-5	0-1	0-0	1	4	5	1	4	0	2	0	1	11		
Team						0	4	4									
Totals			23-66	6-16	19-33	19	30	49	17	71	9	18	5	10	200		
FG % 1st Half:		13-35	37.1%	2nd half:	10-31	32.3%	Game:		23-66	34.8%	Deadball						
3FG % 1st Half:		4-7	57.1%	2nd half:	2-9	22.2%	Game:		6-16	37.5%	Rebounds						
FT % 1st Half:		6-8	75.0%	2nd half:	13-25	52.0%	Game:		19-33	57.6%	7						

Officials: Cameron Inouye, Ken Drayton, Charlie Huss
 Technical fouls: Florida A&M-None, AR-None.
 Attendance: 4107
 Estimated Actual Attendance: 3,807
 Fouled out: FAMU #22, Bennett 0:47.8 2H; #5, Collins 0:32.7 2H

Score by periods	1st	2nd	Total
Florida A&M	22	40	62
AR	36	35	71



Official Basketball Box Score - Game Totals - Final Statistics
Davidson vs ARKANSAS
 11-14-10 1 p.m. at Fayetteville, Ark. (Bud Walton Arena)



Davidson 55 • 0-2

#	Player	Total			3-Ptr			Rebounds			PF	TP	A	TO	Blk	Stl	Min
		FG-FGA	FG-FGA	FT-FTA	FG-FGA	FG-FGA	FT-FTA	Off	Def	Tot							
21	ALEKSANDRAVICIUS, So	f	7-12	0-1	4-4	2	4	6	3	18	3	4	3	3	38		
42	JOHNSON, Kristen	f	4-4	0-0	4-4	1	4	5	3	12	4	1	0	3	28		
15	MURRAY, Laura	g	3-9	0-2	2-2	1	2	3	2	8	5	6	0	0	36		
24	LAX, Ashley	g	2-7	2-3	0-0	0	1	1	1	6	0	5	0	2	36		
32	SITTON, Barbara	g	1-2	0-0	2-4	0	1	1	1	3	4	2	8	0	24		
20	WOODINGTON, Chloe	f	1-2	0-1	0-0	0	0	0	0	2	0	5	0	1	16		
25	CALIN, Jasmine	f	2-3	0-0	0-0	0	1	1	2	4	1	1	0	0	9		
33	OTTAWAY, Amanda	f	0-2	0-0	1-2	1	0	1	2	1	0	3	0	0	7		
44	HARTMAN, Logan	f	0-0	0-0	0-0	0	2	2	0	0	1	0	0	0	6		
Team						0	3	5	8								
Totals			20-41	2-7	13-16	8	20	28	16	55	16	33	3	11	200		
FG % 1st Half:		10-22	45.5%	2nd half:	10-19	52.6%	Game:		20-41	48.8%	Deadball						
3FG % 1st Half:		2-5	40.0%	2nd half:	0-2	0.0%	Game:		2-7	28.6%	Rebounds						
FT % 1st Half:		4-4	100.0%	2nd half:	9-12	75.0%	Game:		13-16	81.3%	2.2						

ARKANSAS 68 • 2-0

#	Player	Total			3-Ptr			Rebounds			PF	TP	A	TO	Blk	Stl	Min
		FG-FGA	FG-FGA	FT-FTA	FG-FGA	FG-FGA	FT-FTA	Off	Def	Tot							
03	TOWNSEND, Jamesha	f	2-5	0-1	0-0	2	0	2	3	4	0	4	0	1	19		
12	DANIELS, Ashley	f	4-5	0-0	3-3	1	2	3	3	11	2	1	0	0	24		
04	WATKINS, Sarah	c	4-10	1-1	2-2	0	1	1	1	11	0	3	0	2	27		
22	RICKETTS, C'eira	g	7-16	0-1	0-1	2	3	5	3	14	4	4	0	7	32		
33	HARRIS, Lyndsay	g	6-14	5-11	1-2	1	1	2	1	18	6	2	0	7	32		
01	PEAK, Keira	g	3-6	0-1	0-1	1	4	5	1	6	3	2	0	1	26		
10	WALTER, Christstasia	g	0-4	0-0	0-0	2	1	3	0	0	0	0	0	2	10		
15	REES, Skye	g	0-0	0-0	0-0	0	0	0	0	0	0	1	1	0	6		
24	RICHARDSON, Brittney	g	0-0	0-0	0-0	0	0	0	0	0	0	0	0	0	2		
44	WILLIAMS, Quistelle	f	1-6	0-2	2-4	7	1	8	3	4	1	3	2	1	15		
45	DELGADO, Yashira	f	0-0	0-0	0-0	0	0	0	0	3	0	1	2	0	7		
Team						0	4	4									
Totals			27-66	6-17	8-13	20	13	33	18	68	17	22	3	21	200		
FG % 1st Half:		14-36	38.9%	2nd half:	13-30	43.3%	Game:		27-66	40.9%	Deadball						
3FG % 1st Half:		3-10	30.0%	2nd half:	3-7	42.9%	Game:		6-17	35.3%	Rebounds						
FT % 1st Half:		2-2	100.0%	2nd half:	6-11	54.5%	Game:		8-13	61.5%	2.1						

Officials: Scott Yarbrough, Wesley Dean, Angel Santon
 Technical fouls: Davidson-None, ARKANSAS-None.
 Attendance: 1157
 Estimated Actual Attendance: 646

Score by periods	1st	2nd	Total
Davidson	26	29	55
ARKANSAS	33	35	68



Official Basketball Box Score - Game Totals - Final Statistics
Mississippi Valley State vs ARKANSAS
 11-17-10 7 p.m. at Fayetteville, Ark. (Bud Walton Arena)



Mississippi Valley State 54 • 1-2

#	Player	Total			3-Ptr			Rebounds			PF	TP	A	TO	Blk	Stl	Min
		FG-FGA	FG-FGA	FT-FTA	FG-FGA	FG-FGA	FT-FTA	Off	Def	Tot							
11	FONDON, De'Kisha	f	3-7	2-4	0-0	0	3	3	1	8	2	1	0	2	25		
22	FRANK, Alia	f	1-4	0-0	1-2	3	4	7	5	3	1	1	1	3	21		
31	LAKES, Brittney	c	1-4	1-1	0-0	1	4	5	1	3	0	4	0	0	29		
03	SMITH, Ka'Neshia	g	5-13	2-4	6-8	5	9	14	1	18	8	3	1	0	39		
20	STALLINGS, Lenise	g	4-8	3-7	0-0	1	0	1	0	11	0	3	0	1	19		
05	OBRIANT, Courtney	g	1-2	1-1	0-0	0	0	0	0	3	0	0	0	0	9		
12	KENNEY, Olivia	f	1-5	1-4	0-0	0	1	1	0	3	0	2	0	0	27		
14	CLEMONS, Kristina	f	1-7	0-0	1-2	1	1	2	2	3	0	1	0	1	11		
23	CLEMONS, Aspen	f	1-2	0-0	0-0	0	1	1	1	2	0	0	0	0	8		
30	YOUNG, Arlivia	f	0-5	0-0	0-2	2	2	4	2	0	1	2	0	0	12		
Team						3	2	5									
Totals			18-57	10-21	8-14	16	27	43	13	54	12	18	2	7	200		
FG % 1st Half:		6-24	25.0%	2nd half:	12-33	36.4%	Game:		18-57	31.6%	Deadball						
3FG % 1st Half:		3-9	33.3%	2nd half:	7-12	58.3%	Game:		10-21	47.6%	Rebounds						
FT % 1st Half:		5-8	55.6%	2nd half:	3-5	60.0%	Game:		8-14	57.1%	3.1						

ARKANSAS 55 • 3-0

#	Player	Total			3-Ptr			Rebounds			PF	TP	A	TO	Blk	Stl	Min
		FG-FGA	FG-FGA	FT-FTA	FG-FGA	FG-FGA	FT-FTA	Off	Def	Tot							
03	TOWNSEND, Jamesha	f	1-3	0-0	0-0	2	4	6	1	2	1	1	1	0	19		
12	DANIELS, Ashley	f	5-8	0-1	0-1	3	3	6	3	10	2	2	0	2	26		
04	WATKINS, Sarah	c	3-7	0-0	0-0	1	2	3	4	6	0	3	1	0	22		
22	RICKETTS, C'eira	g	3-12	1-3	0-0	1	0	1	0	7	2	2	2	1	37		
33	HARRIS, Lyndsay	g	4-14	4-13	1-2	2	1	3	4	13	1	6	0	2	39		
01	PEAK, Keira	g	2-7	0-2	1-2	4	8	12	0	5	3	1	0	1	27		
10	WALTER, Christstasia	g	0-1	0-0	0-0	0	2	2	0	0	0	0	0	0	4		
13	INMAN, Julie	f	0-1	0													

2010-11 BOX SCORES



Official Basketball Box Score - Game Totals - Final Statistics
Tennessee State vs ARKANSAS
 11-23-10 7 p.m. at Fayetteville, Ark. (Bud Walton Arena)



Tennessee State 50 • 2-3

#	Player		Total		3-Ptr		Rebounds			PF	TP	A	TO	Blk	Stl	Min
			FG-FGA	FG-FGA	FT-FTA	Off	Def	Total								
23	MORRIS, Alana	f	0-5	0-0	0-0	2	0	2	1	0	2	4	1	1	28	
32	FOSTER, Tayla	f	0-3	0-0	2-2	0	1	1	1	2	0	0	0	0	10	
20	STAFFORD, Meredith	g	3-9	1-3	0-0	1	1	2	2	7	0	0	0	1	21	
10	TATE, Ashley	g	1-3	0-0	0-0	1	0	1	1	2	1	3	0	0	13	
21	SHULER, Jasmín	g	3-11	1-4	0-0	1	0	1	0	7	0	3	0	0	31	
01	BRIMM, Jasmine	g	0-1	0-0	1-2	0	2	2	3	1	2	0	0	0	11	
03	MUMFORD, Denisha	g	0-2	0-1	0-0	0	0	0	0	0	1	0	0	0	4	
04	HAYNES, Kimberly	g	3-7	1-4	0-0	0	7	7	3	7	2	6	0	0	23	
15	STENSON, Tanesha	g	0-1	0-1	0-0	1	0	1	0	0	0	0	0	0	4	
22	HESS, Kesi	g	1-3	1-1	0-0	2	1	3	0	3	0	2	0	0	13	
35	HOPE, Simone	g	7-14	0-0	3-5	4	3	7	4	17	0	0	0	0	23	
44	GASTON, Destiny	g	2-5	0-0	0-0	2	6	8	2	4	1	0	0	0	19	
Team							0 3 3									
Totals			20-64	4-14	6-9	14	24	38	17	50	8	20	1	2	200	

FG % 1st Half: 9-32 28.1% 2nd half: 11-32 34.4% Game: 20-64 31.3%
 3FG % 1st Half: 2-7 28.6% 2nd half: 2-7 28.6% Game: 4-14 28.6%
 FT % 1st Half: 2-2 100.0% 2nd half: 4-7 57.1% Game: 6-9 66.7%

ARKANSAS 71 • 5-0

#	Player		Total		3-Ptr		Rebounds			PF	TP	A	TO	Blk	Stl	Min
			FG-FGA	FG-FGA	FT-FTA	Off	Def	Total								
03	TOWNSEND, Jamesha	f	1-2	0-0	2-2	0	5	5	2	4	0	2	0	0	16	
12	DANIELS, Ashley	f	4-11	0-0	4-6	5	6	11	0	12	2	0	0	1	30	
04	WATKINS, Sarah	c	7-11	1-1	2-2	4	3	7	0	17	0	2	3	1	24	
22	RICKETTS, C'eira	g	2-6	0-1	4-5	0	4	4	0	8	4	1	0	1	17	
33	HARRIS, Lyndsay	g	2-5	2-5	0-0	0	4	4	0	6	3	0	0	0	16	
01	PEAK, Keira	g	3-7	0-1	2-2	1	1	2	2	8	1	2	0	1	22	
10	WALTER, Chrisstasia	g	1-7	0-1	1-2	1	1	2	0	3	1	2	0	0	15	
13	INMAN, Julie	g	1-3	1-3	1-2	1	0	1	2	4	1	1	0	1	20	
15	REES, Skye	g	1-7	0-2	0-0	0	2	2	5	2	1	0	0	1	16	
23	POWELL, Caroline	g	0-0	0-0	0-0	0	0	0	1	0	0	0	0	1		
45	DELGADO, Yashira	g	2-6	0-1	3-4	2	2	4	0	7	3	2	1	2	23	
Team							2 2 4									
Totals			24-65	4-15	19-25	16	30	46	12	71	16	12	4	8	200	

FG % 1st Half: 15-37 40.5% 2nd half: 9-28 32.1% Game: 24-65 36.9%
 3FG % 1st Half: 3-7 42.9% 2nd half: 1-8 12.5% Game: 4-15 26.7%
 FT % 1st Half: 2-4 50.0% 2nd half: 17-21 81.0% Game: 19-25 76.0%

Officials: Beverly Roberts, Dock Sisk, Troy Winders
 Technical fouls: Tennessee State-None, ARKANSAS-None.
 Attendance: 1075
 Estimated Actual Attendance: 496
 Fouled out: Arkansas #15, Rees (0:48.9 2nd Half)

Score by periods	1st	2nd	Total
Tennessee State	22	28	50
ARKANSAS	35	36	71



Official Basketball Box Score - Game Totals - Final Statistics
High Point vs ARKANSAS
 11-26-10 7:05 p.m. at El Paso, Texas (Don Haskins Center)



High Point 63 • 3-3

#	Player		Total		3-Ptr		Rebounds			PF	TP	A	TO	Blk	Stl	Min
			FG-FGA	FG-FGA	FT-FTA	Off	Def	Total								
24	DODD, Amy	f	1-3	1-1	0-0	3	2	5	2	3	1	5	0	1	22	
31	BROWN, Shamia	f	2-7	0-1	3-5	3	2	5	0	7	0	0	0	2	30	
44	MAIER, Mackenzie	f	1-3	0-1	0-0	1	0	1	0	2	2	0	1	0	20	
04	HARGRAVES, Jurica	g	4-12	3-6	2-2	3	1	4	1	13	2	3	0	1	26	
15	FIELDS, Frances	g	3-10	1-2	2-2	0	0	0	4	9	1	1	0	0	22	
01	TREMBLAY, Tayler	g	2-5	0-0	1-1	0	0	0	1	5	1	3	0	0	12	
03	REYNOLDS, Erin	g	4-7	1-1	4-5	0	2	2	0	13	3	1	0	1	17	
21	WHITT, Laura	g	1-5	1-2	2-2	0	3	3	2	5	0	2	0	1	20	
42	CROMARTIE, Jazmin	g	1-1	0-0	0-3	3	0	3	2	2	0	0	0	0	12	
22	PARKER, Cheyenne	g	2-8	0-2	0-0	1	0	1	3	4	0	0	1	0	19	
Team							1 3 4									
Totals			21-61	7-16	14-20	15	13	28	15	63	10	15	2	6	200	

FG % 1st Half: 11-28 39.3% 2nd half: 10-33 30.3% Game: 21-61 34.4%
 3FG % 1st Half: 6-8 75.0% 2nd half: 1-8 12.5% Game: 7-16 43.8%
 FT % 1st Half: 6-7 85.7% 2nd half: 8-13 61.5% Game: 14-20 70.0%

ARKANSAS 82 • 6-0

#	Player		Total		3-Ptr		Rebounds			PF	TP	A	TO	Blk	Stl	Min
			FG-FGA	FG-FGA	FT-FTA	Off	Def	Total								
03	TOWNSEND, Jamesha	f	2-3	0-0	1-2	2	1	3	4	5	2	3	0	1	20	
12	DANIELS, Ashley	f	7-11	0-0	3-4	6	5	11	0	17	2	1	0	0	27	
04	WATKINS, Sarah	g	8-11	0-0	1-2	4	2	6	2	17	3	3	1	1	23	
22	RICKETTS, C'eira	g	1-6	0-0	1-4	2	5	7	1	3	6	1	1	4	23	
33	HARRIS, Lyndsay	g	5-9	2-6	0-0	0	5	5	3	12	4	2	0	0	24	
01	PEAK, Keira	g	6-8	0-1	1-3	3	2	5	3	13	0	1	0	1	21	
10	WALTER, Chrisstasia	g	2-3	0-0	1-2	2	3	5	1	5	0	0	0	1	13	
13	INMAN, Julie	g	1-4	1-3	2-2	0	2	2	0	5	0	1	0	1	14	
15	REES, Skye	g	0-3	0-1	0-0	0	2	2	3	0	1	0	0	1	7	
23	POWELL, Caroline	g	0-0	0-0	0-0	0	0	0	0	0	0	0	0	0	2	
45	DELGADO, Yashira	g	2-4	1-1	0-0	1	2	3	3	5	3	3	0	0	16	
Team							0 0 0									
Totals			34-62	4-12	10-19	20	29	49	20	82	21	17	3	9	200	

FG % 1st Half: 17-33 51.5% 2nd half: 17-29 58.6% Game: 34-62 54.8%
 3FG % 1st Half: 2-6 33.3% 2nd half: 2-6 33.3% Game: 4-12 33.3%
 FT % 1st Half: 4-8 50.0% 2nd half: 6-11 54.5% Game: 10-19 52.6%

Officials: Lorenzo Alvarez, Steve Lawrence & Ed Flores
 Technical fouls: High Point-None, ARKANSAS-None.
 Attendance: 590

Score by periods	1st	2nd	Total
High Point	34	29	63
ARKANSAS	40	42	82



Official Basketball Box Score - Game Totals - Final Statistics
Arkansas vs UTEP
 11/27/10 7:05 p.m. at El Paso, Texas (Don Haskins Center)



Arkansas 59 • 7-0

#	Player		Total		3-Ptr		Rebounds			PF	TP	A	TO	Blk	Stl	Min
			FG-FGA	FG-FGA	FT-FTA	Off	Def	Total								
03	TOWNSEND, Jamesha	f	0-0	0-0	0-0	1	2	3	1	0	0	2	1	0	15	
12	DANIELS, Ashley	f	2-6	0-1	0-1	3	4	7	3	4	1	1	0	1	32	
04	WATKINS, Sarah	g	7-12	0-0	1-4	2	6	8	3	15	0	2	5	0	37	
22	RICKETTS, C'eira	g	2-7	0-2	4-6	0	6	6	0	8	6	3	1	1	31	
33	HARRIS, Lyndsay	g	5-16	5-13	1-2	3	4	7	1	16	0	5	0	2	37	
01	PEAK, Keira	g	6-12	2-4	2-4	2	3	5	2	16	3	3	1	3	33	
10	WALTER, Chrisstasia	g	0-1	0-0	0-0	0	0	0	0	0	0	2	0	0	3	
13	INMAN, Julie	g	0-0	0-0	0-0	0	0	0	0	0	0	0	0	0	2	
45	DELGADO, Yashira	g	0-3	0-1	0-0	1	0	1	0	0	0	1	1	0	10	
Team							2 5 7									
Totals			22-57	7-21	8-17	14	30	44	10	59	10	19	9	7	200	

FG % 1st Half: 9-29 31.0% 2nd half: 13-28 46.4% Game: 22-57 38.6%
 3FG % 1st Half: 3-11 27.3% 2nd half: 4-10 40.0% Game: 7-21 33.3%
 FT % 1st Half: 5-12 41.7% 2nd half: 3-5 60.0% Game: 8-17 47.1%

UTEP 56 • 4-2

#	Player		Total		3-Ptr		Rebounds			PF	TP	A	TO	Blk	Stl	Min
			FG-FGA	FG-FGA	FT-FTA	Off	Def	Total								
03	THORNTON, Kayla	f	6-11	0-0	1-2	2	5	7	3	13	2	1	1	0	29	
12	STEINBERGA, Anete	f	0-3	0-1	0-0	1	1	2	1	0	1	1	1	0	9	
03	WILLINGHAM, Kelli	g	2-8	1-3	2-2	0	2	2	2	7	2	4	0	2	40	
11	GREEN, Briana	g	5-13	2-4	0-0	0	1	1	4	12	5	3	0	5	31	
14	CALDWELL, Dietra															

2010-11 BOX SCORES



Official Basketball Box Score - Game Totals - Final Statistics
ARKANSAS vs UTAH
 12-04-10 3:05 p.m. at Salt Lake City, Utah (Huntsman Center)



ARKANSAS 65 • 9-0

#	Player	Total			3-Ptr			Rebounds			PF	TP	A	TO	Blk	Stl	Min
		FG-FGA	FG-FGA	FT-FTA	FG-FGA	FG-FGA	FT-FTA	Off	Def	Tot							
01	TOWNSEND, Jamesha	f	0-1	0-0	0-0	0	0	0	2	0	0	0	0	0	0	9	
12	DANIELS, Ashley	f	3-7	0-0	0-0	2	1	3	3	6	1	0	1	0	32		
04	WATKINS, Sarah	c	6-9	2-2	4-5	1	4	5	2	18	0	1	0	0	34		
22	RICKETTS, C'eira	g	5-15	0-0	10-12	1	10	11	2	20	3	1	0	2	35		
33	HARRIS, Lyndsay	g	3-13	2-8	3-4	0	4	4	2	11	1	3	1	3	35		
01	PEAK, Keira	g	1-4	0-0	1-2	0	5	5	0	3	1	2	2	2	30		
44	WILLIAMS, Quistelle	g	2-3	0-0	0-0	1	1	2	0	4	0	0	1	0	16		
45	DELGADO, Yashira	g	1-1	0-0	1-2	1	2	3	0	3	2	0	0	0	9		
Team						2	1	3									
Totals			21-53	4-10	19-25	8	28	36	11	65	9	9	5	7	200		
FG % 1st Half:		12-28	42.9%	2nd half:	9-25	36.0%	Game:		21-53	39.8%	Deadball						
3FG % 1st Half:		2-5	40.0%	2nd half:	2-5	40.0%	Game:		4-10	40.0%	Rebounds						
FT % 1st Half:		2-4	50.0%	2nd half:	17-21	81.0%	Game:		19-25	76.0%							

UTAH 54 • 3-5

#	Player	Total			3-Ptr			Rebounds			PF	TP	A	TO	Blk	Stl	Min
		FG-FGA	FG-FGA	FT-FTA	FG-FGA	FG-FGA	FT-FTA	Off	Def	Tot							
16	PLOUFFE, Michelle	f	3-9	1-4	6-6	3	5	8	4	13	2	1	2	2	29		
01	BADON, Janita	g	3-12	0-3	2-4	0	8	8	4	8	6	4	0	1	37		
03	RODRIGUES, Iwatali	g	8-17	2-4	0-0	1	1	2	4	18	0	1	0	0	32		
13	MESSER, Rachel	g	3-5	2-4	0-0	0	4	4	3	8	3	3	0	0	38		
23	KNIGHTON, Brittany	g	1-6	0-1	0-2	2	2	4	3	2	1	2	2	0	34		
05	HARRISON, Michelle	g	0-2	0-2	0-0	1	2	3	0	0	0	2	0	0	14		
31	DUNBAR, Ciera	g	0-0	0-0	0-0	0	0	0	0	0	0	0	0	0	3		
32	ROLNIAK, Diana	g	1-3	0-0	3-4	2	1	3	2	5	1	1	0	0	13		
Team						1	2	3									
Totals			19-54	5-18	11-16	10	25	35	20	54	13	14	4	3	200		
FG % 1st Half:		7-27	25.9%	2nd half:	12-27	44.4%	Game:		19-54	35.2%	Deadball						
3FG % 1st Half:		1-9	11.1%	2nd half:	4-9	44.4%	Game:		5-18	27.8%	Rebounds						
FT % 1st Half:		3-4	75.0%	2nd half:	8-12	66.7%	Game:		11-16	68.8%							

Officials: Clarke Stevens, Kent Johnson, Penny Davis
 Technical fouls: ARKANSAS-None, UTAH-None.
 Attendance: 805

Score by periods	1st	2nd	Total
ARKANSAS	28	37	65
UTAH	18	36	54



Official Basketball Box Score - Game Totals - Final Statistics
Oral Roberts vs ARKANSAS
 12-16-10 7 p.m. at Fayetteville, Ark. (Bud Walton Arena)



Oral Roberts 63 • 5-6

#	Player	Total			3-Ptr			Rebounds			PF	TP	A	TO	Blk	Stl	Min
		FG-FGA	FG-FGA	FT-FTA	FG-FGA	FG-FGA	FT-FTA	Off	Def	Tot							
13	BUCK, Savanna	f	3-11	1-5	3-6	2	5	7	2	10	1	3	0	0	33		
20	PYLE, Jordan	f	5-8	0-0	1-2	5	4	9	5	11	1	0	1	1	27		
04	JONES, Georgia	g	2-10	2-7	2-2	0	0	0	2	8	0	2	0	0	26		
15	LUPER, Kevi	g	7-22	3-7	3-4	1	4	5	4	20	1	2	0	2	34		
22	BIGHAM, Jaci	g	3-10	1-5	0-0	7	4	11	1	7	2	7	0	0	35		
03	CERGOL, Priscila	g	1-3	1-2	0-0	1	1	2	0	3	2	1	0	1	9		
12	KEY, Christian	g	1-2	0-1	0-0	0	1	1	2	2	0	1	0	0	8		
32	ALLEN, Dominique	g	1-7	0-2	0-0	3	4	7	1	2	1	1	1	2	22		
34	DAVIS, Staci	g	0-0	0-0	0-0	0	1	1	0	0	0	0	0	0	2		
43	CARVER, Amber	g	0-3	0-0	0-0	1	2	3	0	0	1	0	0	0	4		
Team						4	2	6									
Totals			23-76	8-29	9-14	24	28	52	17	63	9	17	2	6	200		
FG % 1st Half:		11-34	32.4%	2nd half:	12-42	28.6%	Game:		23-76	30.3%	Deadball						
3FG % 1st Half:		5-15	33.3%	2nd half:	3-14	21.4%	Game:		8-29	27.6%	Rebounds						
FT % 1st Half:		5-6	83.3%	2nd half:	4-8	50.0%	Game:		9-14	64.3%							

ARKANSAS 80 • 10-0

#	Player	Total			3-Ptr			Rebounds			PF	TP	A	TO	Blk	Stl	Min
		FG-FGA	FG-FGA	FT-FTA	FG-FGA	FG-FGA	FT-FTA	Off	Def	Tot							
03	TOWNSEND, Jamesha	f	1-2	0-0	1-2	0	2	2	1	3	1	0	0	0	17		
12	DANIELS, Ashley	f	4-11	0-0	0-0	2	3	5	2	8	1	1	0	1	20		
04	WATKINS, Sarah	c	8-12	2-4	0-0	2	8	10	2	22	1	1	3	1	29		
22	RICKETTS, C'eira	g	5-12	0-0	0-1	0	2	2	1	10	8	1	0	1	30		
33	HARRIS, Lyndsay	g	5-9	2-5	0-0	1	1	2	3	12	2	0	0	0	27		
01	PEAK, Keira	g	2-6	0-0	5-8	1	8	9	2	9	2	2	0	4	26		
10	WALTER, Christasia	g	0-1	0-0	0-0	0	1	1	0	0	0	0	0	0	5		
13	INMAN, Julie	g	0-0	0-0	0-0	0	0	0	0	0	0	0	0	0	3		
15	REES, Skye	g	0-3	0-1	6-6	1	1	2	1	6	0	0	0	0	7		
44	WILLIAMS, Quistelle	g	3-6	0-0	1-2	3	3	5	1	7	0	2	0	1	21		
45	DELGADO, Yashira	g	1-3	0-0	1-2	0	1	1	2	3	3	3	0	1	15		
Team						1	1	2									
Totals			31-66	4-10	14-21	10	31	41	15	60	18	10	3	9	200		
FG % 1st Half:		19-31	61.3%	2nd half:	12-35	34.3%	Game:		31-66	47.0%	Deadball						
3FG % 1st Half:		3-6	50.0%	2nd half:	1-4	25.0%	Game:		4-10	40.0%	Rebounds						
FT % 1st Half:		9-13	69.2%	2nd half:	5-8	62.5%	Game:		14-21	66.7%							

Officials: Wesley Dean, Jesse Dickerson, Dawn Marsh
 Technical fouls: Oral Roberts-None, ARKANSAS-None.
 Attendance: 1277
 Estimated Actual Attendance: 832
 Fouled Out: ORU #20 Jordan Pyle at 4:12 in 2nd Half

Score by periods	1st	2nd	Total
Oral Roberts	32	31	63
ARKANSAS	50	30	80



Official Basketball Box Score - Game Totals - Final Statistics
No. 12 OKLAHOMA vs ARKANSAS
 12-19-10 5 p.m. at Fayetteville, Ark. (Bud Walton Arena)



No. 12 OKLAHOMA 57 • 9-2

#	Player	Total			3-Ptr			Rebounds			PF	TP	A	TO	Blk	Stl	Min
		FG-FGA	FG-FGA	FT-FTA	FG-FGA	FG-FGA	FT-FTA	Off	Def	Tot							
10	Roethlisberger, C	f	3-10	1-6	0-2	5	4	9	4	7	1	2	3	1	38		
53	McFarland, Joanna	c	2-6	0-0	2-3	3	10	13	3	6	1	2	0	1	34		
03	Ellenberg, Aaryn	g	4-9	2-5	0-0	1	3	4	1	10	0	8	0	0	24		
13	Robinson, Danielle	g	7-14	0-0	6-6	1	4	5	2	20	5	4	1	1	39		
45	Hartman, Jasmine	g	2-5	0-0	0-0	0	1	1	1	4	1	3	0	0	27		
04	Griffin, Nicole	g	1-3	0-0	0-0	0	1	1	1	2	0	0	0	0	8		
14	Willis, Lauren	g	0-0	0-0	0-0	0	0	0	2	0	0	2	0	0	6		
22	Hook, Morgan	g	2-8	1-5	0-0	1	0	1	3	5	1	1	0	0	19		
44	Cloman, Lyndsey	g	1-1	0-0	1-2	0	1	1	2	3	0	1	0	0	5		
Team						2	3	5									
Totals			22-56	4-16	9-13	13	27	40	19	57	9	23	4	3	200		
FG % 1st Half:		10-27	37.0%	2nd half:	12-29	41.4%	Game:		22-56	39.3%	Deadball						
3FG % 1st Half:		3-7	42.9%	2nd half:	1-9	11.1%	Game:		4-16	25.0%	Rebounds						
FT % 1st Half:		3-6	50.0%	2nd half:	6-7	85.7%	Game:		9-13	69.2%							

ARKANSAS 67 • 11-0

#	Player	Total			3-Ptr			Rebounds			PF	TP	A	TO	Blk	Stl	Min
		FG-FGA	FG-FGA	FT-FTA	FG-FGA	FG-FGA	FT-FTA	Off	Def	Tot							
03	TOWNSEND, Jamesha	f	0-1	0-0	0-0	0	0	0	1	0	0	1	0	1	11		
12	DANIELS, Ashley	f	3-10	0-0	0-0	2	7	9	2	6	0</						

2010-11 BOX SCORES



Official Basketball Box Score - Game Totals - Final Statistics FURMAN vs Arkansas 12-28-10 7 p.m. at Fayetteville, Ark. (Bud Walton Arena)



FURMAN 47 • 6-6

#	Player	Total			Rebounds			PF	TP	A	TO	Blk	Stl	Min	
		FG-FGA	3-Ptr	FT-FTA	Off	Def	Total								
23	BERRY, Kendra	f	3-13	0-0	1-2	2	3	5	3	7	2	3	0	0	26
40	LEDGARD, Lakyn	c	3-6	0-0	0-0	4	0	4	1	6	0	1	0	0	20
01	O'CONNOR, Kelly	g	4-16	2-11	0-0	1	2	3	1	10	1	1	0	0	35
14	MURPHY, Kaitlin	g	3-13	0-4	0-0	0	5	5	2	6	2	7	0	0	24
20	THOMPSON, Raegan	g	1-3	0-0	1-2	1	1	2	2	3	1	2	0	0	8
04	ROBERTS, Janice	f	1-2	0-0	0-0	0	0	0	2	2	0	0	0	1	8
24	MORRISSEY, Bridgit	g	0-2	0-0	0-0	0	1	1	2	0	0	2	0	0	11
25	FEELER, Emily	g	0-0	0-0	0-0	0	1	1	0	0	0	2	0	0	4
33	OBORG, Kaitlin	g	1-6	0-0	2-3	5	2	7	2	4	1	1	1	0	16
45	ROBINSON, Maritha	g	3-4	0-0	3-5	3	0	3	2	9	0	2	0	1	27
Team						5	4	9							
Totals			19-65	2-16	7-12	21	19	40	17	47	7	22	2	2	200

FG % 1st Half: 10-33 30.3% 2nd half: 9-32 28.1% Game: 19-65 29.2%
3FG % 1st Half: 2-9 22.2% 2nd half: 0-7 0.0% Game: 2-16 12.5%
FT % 1st Half: 1-3 33.3% 2nd half: 6-9 66.7% Game: 7-12 58.3%

Arkansas 88 • 12-0

#	Player	Total			Rebounds			PF	TP	A	TO	Blk	Stl	Min	
		FG-FGA	3-Ptr	FT-FTA	Off	Def	Total								
03	TOWNSEND, Jamesha	f	0-3	0-0	1-2	0	1	1	2	1	1	0	1	2	15
12	DANIELS, Ashley	f	5-7	0-0	5-6	3	7	10	2	15	5	1	2	4	26
04	WATKINS, Sarah	c	3-7	2-2	4-4	1	3	4	3	12	0	1	3	0	25
22	RICKETTS, C'eira	g	4-6	0-0	2-2	0	1	1	2	10	4	0	0	1	20
33	HARRIS, Lyndsay	g	6-11	4-8	0-0	0	3	3	2	16	4	2	0	1	20
01	PEAK, Keira	g	2-5	0-1	2-4	0	1	1	2	6	3	0	0	3	23
10	WALTER, Chrisstasia	g	2-4	0-0	0-0	0	3	3	0	4	0	2	0	0	15
11	WESTBROOK, Amanda	g	0-0	0-0	0-0	0	0	0	0	0	0	0	0	0	2
13	INMAN, Julie	g	1-2	1-2	2-2	0	0	0	0	5	2	0	0	0	12
23	POWELL, Caroline	g	0-0	0-0	0-0	0	0	0	0	0	0	0	0	1	2
44	WILLIAMS, Quistelle	g	5-8	0-1	1-2	0	3	3	0	11	1	1	0	0	20
45	DELGADO, Yashira	g	4-7	0-2	0-0	0	2	2	2	8	2	1	0	4	20
Team						3	3	6							200
Totals			32-60	7-16	17-22	7	27	34	15	88	22	8	6	16	200

FG % 1st Half: 17-35 48.6% 2nd half: 15-25 60.0% Game: 32-60 53.3%
3FG % 1st Half: 6-10 60.0% 2nd half: 1-6 16.7% Game: 7-16 43.8%
FT % 1st Half: 4-4 100.0% 2nd half: 13-18 72.2% Game: 17-22 77.3%

Officials: Dee Kantner, Joe Cunningham, Erica Bradley
Technical fouls: FURMAN-None. Arkansas-None.
Attendance: 1590
Estimated Actual Attendance: 1,082
Arkansas ranked #22/24

Score by periods	1st	2nd	Total
FURMAN	23	24	47
Arkansas	44	44	88

Last FG - FUR 2nd-00:49, AR 2nd-00:33.
Largest lead - FUR None, AR by 41 2nd-01:14.

	In	Off	2nd	Fast	Bench
Points	30	4	15	5	15
FUR	46	28	6	12	34

Score tied - 1 time.
Lead changed - 0 times.



Official Basketball Box Score - Game Totals - Final Statistics Arkansas vs Florida 01/02/11 1 pm ET at Gainesville, FL • O'Connell Center



Arkansas 53 • 12-1, 0-1 SEC

#	Player	Total			Rebounds			PF	TP	A	TO	Blk	Stl	Min	
		FG-FGA	3-Ptr	FT-FTA	Off	Def	Total								
03	TOWNSEND, Jamesha	f	2-3	0-0	0-1	3	0	3	3	4	0	1	0	2	19
04	WATKINS, Sarah	f	4-9	1-2	1-2	3	2	5	4	10	1	3	2	0	31
12	DANIELS, Ashley	f	3-8	0-0	1-4	1	6	7	2	7	0	4	1	4	32
22	RICKETTS, C'eira	g	3-13	0-3	2-4	1	4	5	4	8	2	1	0	3	38
33	HARRIS, Lyndsay	g	2-13	2-11	6-6	0	3	3	4	12	1	1	1	0	26
01	PEAK, Keira	g	5-15	0-2	0-1	2	5	7	2	10	1	2	0	0	33
44	WILLIAMS, Quistelle	g	1-1	0-0	0-1	1	0	1	0	2	0	1	0	0	11
45	DELGADO, Yashira	g	0-1	0-0	0-0	0	1	1	0	0	2	2	0	0	10
Team						3	3	6							
Totals			20-63	3-18	10-18	14	24	38	19	53	7	15	4	9	200

FG % 1st Half: 7-26 26.9% 2nd half: 13-37 35.1% Game: 20-63 31.7%
3FG % 1st Half: 1-6 16.7% 2nd half: 2-12 16.7% Game: 3-18 16.7%
FT % 1st Half: 7-13 53.8% 2nd half: 3-5 60.0% Game: 10-18 55.6%

Florida 64 • 11-4, 1-0 SEC

#	Player	Total			Rebounds			PF	TP	A	TO	Blk	Stl	Min	
		FG-FGA	3-Ptr	FT-FTA	Off	Def	Total								
14	Madu, Ndidi	f	5-7	0-0	0-0	2	4	6	1	10	0	3	0	0	16
13	Stewart, Azania	c	1-2	0-0	0-0	2	3	5	3	2	0	1	4	1	23
03	Bartley, Lanita	g	4-6	1-1	0-1	1	3	4	4	9	3	5	0	3	19
10	Bonds, Jaloria	g	3-10	1-3	2-4	0	8	8	0	9	2	4	0	1	28
33	Jones, Jordan	g	1-6	1-4	3-4	0	1	1	1	6	1	1	0	0	34
12	Allan, Doana	g	5-9	0-1	2-4	1	3	4	3	12	0	1	0	1	26
24	Shine, Brittany	g	0-4	0-2	0-0	0	1	1	1	0	1	1	0	0	13
28	Young, Deaudra	g	2-6	0-0	2-2	2	3	5	1	6	1	0	0	0	13
32	George, Jennifer	g	4-5	0-0	2-2	0	7	7	3	10	3	3	0	3	26
Team						3	1	4							200
Totals			25-55	3-11	11-17	11	34	45	17	64	11	21	4	9	200

FG % 1st Half: 16-34 47.1% 2nd half: 9-21 42.9% Game: 25-55 45.5%
3FG % 1st Half: 2-8 25.0% 2nd half: 1-3 33.3% Game: 3-11 27.3%
FT % 1st Half: 4-5 80.0% 2nd half: 7-12 58.3% Game: 11-17 64.7%

Officials: Beverly Roberts, Catts Fountain, Bonita Spence
Technical fouls: Arkansas-None. Florida-None.
Attendance: 1203

Score by periods	1st	2nd	Total
Arkansas	22	31	53
Florida	38	26	64

Last FG - AR 2nd-00:12, UF 2nd-03:21.
Largest lead - AR None, UF by 19 2nd-17:36.

Score tied - 0 times.
Lead changed - 0 times.



Official Basketball Box Score - Game Totals - Final Statistics KENTUCKY vs ARKANSAS 01-06-11 7 p.m. at Fayetteville, Ark. (Bud Walton Arena)



KENTUCKY 67 • 11-3, 0-1 SEC

#	Player	Total			Rebounds			PF	TP	A	TO	Blk	Stl	Min	
		FG-FGA	3-Ptr	FT-FTA	Off	Def	Total								
31	Drake, Samantha	f	0-3	0-0	0-0	1	3	4	2	0	0	1	0	1	19
04	Dunlap, Victoria	f	7-17	1-1	11-18	6	7	13	2	26	1	4	1	2	39
34	Mathies, A'dia	g	4-12	1-3	4-4	5	1	6	5	13	2	1	0	3	34
04	Snowden, Keyia	g	2-9	1-6	0-0	0	2	2	3	5	1	2	1	0	21
20	Conwright, Maegan	g	2-11	1-2	2-2	0	3	3	1	7	5	3	0	2	33
03	Riley, Crystal	g	2-8	0-1	2-5	0	1	1	2	6	0	2	0	1	19
10	Pinkett, Bernisha	g	1-6	0-2	4-4	2	2	4	5	6	0	1	0	0	20
11	Barnette, Sarah Beth	g	0-0	0-0	0-0	2	0	2	0	0	0	0	0	1	5
32	Evans, Kastine	g	0-0	0-0	0-0	0	0	0	0	0	0	0	0	0	3
40	Henderson, Brittany	g	1-1	0-0	2-2	0	2	2	1	4	0	1	1	0	7
Team						4	1	5							200
Totals			19-67	4-15	25-35	20	22	42	21	67	9	16	3	10	200

FG % 1st Half: 8-34 23.5% 2nd half: 11-33 33.3% Game: 19-67 28.4%
3FG % 1st Half: 0-6 0.0% 2nd half: 4-9 44.4% Game: 4-15 26.7%
FT % 1st Half: 11-13 84.6% 2nd half: 14-22 63.6% Game: 25-35 71.4%

ARKANSAS 78 • 13-1, 1-1 SEC

#	Player	Total			Rebounds			PF	TP	A	TO	Blk	Stl	Min	
		FG-FGA	3-Ptr	FT-FTA	Off	Def	Total								
03	TOWNSEND, Jamesha	f	3-5	0-0	0-0	1	4	5	2	6	0	0	0	1	21
12	DANIELS, Ashley	f	1-3	0-0	0-0	0	2	4	6	5	2	2	2	0	20
04	WATKINS, Sarah	c	4-10	0-1	6-6	2	7	9	4	14	1	3	6	0	30
22	RICKETTS, C'eira	g	8-14	0-1	3-4	1	5	6	2	19	4	2	1	3	39
33	HARRIS, Lyndsay	g													

2010-11 BOX SCORES

Official Basketball Box Score - Game Totals - Final Statistics Arkansas vs Mississippi State 1-9-11 3:30 p.m. CT at Humphrey Coliseum (Starkville, Miss.)

Arkansas 61 • 14-1 (2-1)

#	Player	Total		3-Ptr		Rebounds			PF	TP	A	TO	Blk	Stl	Min
		FG	FGA	FG	FGA	FT	FTA	Off							
03	TOWNSEND, Jamesha	f	0-2	0-0	2-4	1	1	2	4	2	1	4	0	0	20
12	DANIELS, Ashley	f	3-4	0-0	1-2	1	5	6	0	7	0	5	1	0	24
04	WATKINS, Sarah	c	9-16	0-3	3-5	3	3	6	2	21	1	2	0	0	35
22	RICKETTS, C'eira	g	3-8	0-1	4-7	1	3	4	0	10	3	1	0	2	33
03	HARRIS, Lyndsay	g	4-9	3-7	2-2	0	8	8	4	13	4	5	1	1	32
01	PEAK, Keira	f	1-7	0-0	4-4	2	3	5	0	6	1	1	0	0	31
11	WESTBROOK, Amanda	f	0-0	0-0	0-0	0	0	0	0	0	0	1	0	0	0
19	REES, Skye	f	0-1	0-1	0-0	0	0	0	0	0	0	0	0	0	2
44	WILLIAMS, Quistelle	f	0-3	0-0	0-0	1	1	2	0	0	0	0	0	0	9
46	DELGADO, Yashira	f	1-6	0-0	0-0	0	1	1	1	2	1	0	0	0	14
Team						5	2	7							
Totals			21-56	3-12	16-24	14	27	41	11	61	11	19	2	6	200

FG % 1st Half: 10-29 34.5% 2nd Half: 11-27 40.7% Game: 21-56 37.5% Debut: 21
3FG % 1st Half: 3-7 42.9% 2nd Half: 0-5 0.0% Game: 3-12 25.0% Rebounds:
FT % 1st Half: 7-13 53.8% 2nd Half: 9-11 81.8% Game: 16-24 66.7%

Mississippi State 56 • 8-6 (0-2)

#	Player	Total		3-Ptr		Rebounds			PF	TP	A	TO	Blk	Stl	Min
		FG	FGA	FG	FGA	FT	FTA	Off							
25	Ashley Brown	f	3-6	0-0	3-3	5	2	7	5	9	0	0	0	1	19
53	Mary Kathryn Govero	f	3-12	1-4	2-2	1	2	3	0	9	2	0	0	1	30
34	Catrina Britt	c	2-8	0-0	0-0	2	8	10	4	4	0	1	2	2	25
03	Diambor Johnson	g	4-10	2-2	0-2	3	2	5	1	10	3	5	0	0	28
04	Porsha Porter	g	3-11	0-3	1-1	1	3	4	2	7	2	5	0	2	26
01	Danielle Rector	f	0-1	0-1	0-0	0	2	2	1	0	0	1	1	0	8
02	Darnel Gaynor	f	1-6	0-5	1-2	0	1	1	2	3	0	2	1	3	16
05	Judith Tabela	f	0-0	0-0	0-0	1	0	1	1	0	0	0	0	0	6
11	Katia May	f	5-9	1-4	1-2	1	2	3	2	12	1	3	0	1	28
19	Brittany Young	f	1-4	0-0	0-0	0	0	0	0	2	0	0	0	0	7
20	Ashley Newsome	f	0-0	0-0	0-0	0	1	1	1	0	0	1	0	0	7
Team						4	4	6							
Totals			22-67	4-19	6-12	18	27	45	19	56	8	18	4	10	200

FG % 1st Half: 6-30 20.0% 2nd Half: 16-37 43.2% Game: 22-67 32.8% Debut: 3
3FG % 1st Half: 1-11 9.1% 2nd Half: 3-8 37.5% Game: 4-19 21.1% Rebounds:
FT % 1st Half: 4-5 80.0% 2nd Half: 4-7 57.1% Game: 8-12 66.7%

Officials: Julius Gallien, Bryan Entlerline, Matt Roberts
Technical fouls: Arkansas-None, Mississippi State-None
Attendance: 972

Score by periods	1st	2nd	Total
Arkansas	30	31	61
Mississippi State	17	39	56

Points	In	Off	2nd	Fast	Bench
AR	Paint	7/0	Chance	Break	#
MS	20	14	12	8	8
	28	18	19	0	17

Last FG - AR 2nd-01:53, MS 2nd-00:05
Largest lead - AR by 17 2nd-13:22, MS by 4 1st-16:27
Score lead - 1 1st
Lead changed - 1 1st

Official Basketball Box Score - Game Totals - Final Statistics Georgia vs ARKANSAS 01-13-11 8 p.m. at Fayetteville, Ark. (Bud Walton Arena)

Georgia 59 • 13-3, 3-0 SEC

#	Player	Total		3-Ptr		Rebounds			PF	TP	A	TO	Blk	Stl	Min
		FG	FGA	FG	FGA	FT	FTA	Off							
12	HASSELL, Jasmine	f	2-4	0-0	4-5	3	6	9	3	8	0	0	0	1	31
21	PHILLIPS, Porsha	f	2-8	0-0	5-8	6	5	11	1	9	0	2	2	0	30
01	MILLER, Khalidah	g	4-10	2-7	0-0	0	3	3	4	10	2	3	0	0	36
10	JAMES, Jasmine	g	5-13	4-8	1-4	0	2	2	3	15	4	1	0	1	39
11	MITCHELL, Meredith	g	3-14	0-1	4-7	5	7	12	2	10	5	5	0	1	37
03	ARMSTRONG, Anne Mari	f	3-3	0-1	2-2	1	2	3	0	4	1	2	1	0	16
04	RANSFORD, Ronika	f	0-0	0-0	1-2	1	0	1	0	1	0	0	0	1	5
23	WILLIS, Tamika	f	1-2	0-0	0-0	1	1	2	0	2	0	0	1	0	6
Team						2	2	4							
Totals			16-54	6-18	17-28	19	28	47	13	59	12	13	4	4	200

FG % 1st Half: 9-29 31.0% 2nd Half: 9-25 36.0% Game: 18-54 33.3% Debut: 51
3FG % 1st Half: 3-12 25.0% 2nd Half: 3-6 50.0% Game: 6-18 33.3% Rebounds:
FT % 1st Half: 11-17 64.7% 2nd Half: 6-11 54.5% Game: 17-28 60.7%

ARKANSAS 56 • 14-2, 2-2 SEC

#	Player	Total		3-Ptr		Rebounds			PF	TP	A	TO	Blk	Stl	Min
		FG	FGA	FG	FGA	FT	FTA	Off							
03	TOWNSEND, Jamesha	f	2-4	0-0	0-0	2	2	4	4	4	3	2	0	1	30
44	WILLIAMS, Quistelle	f	1-4	0-0	1-2	1	4	5	4	3	1	0	0	0	19
04	WATKINS, Sarah	c	4-9	0-1	4-5	1	0	1	4	12	1	0	1	0	25
22	RICKETTS, C'eira	g	3-11	1-3	0-0	1	7	8	3	7	1	0	1	1	39
03	HARRIS, Lyndsay	g	8-17	8-13	2-2	1	1	2	3	26	0	1	0	2	37
01	PEAK, Keira	f	2-12	0-1	0-1	2	3	5	1	4	2	4	0	0	30
10	WALTER, Christasia	f	0-1	0-1	0-0	0	0	0	0	0	0	0	0	0	10
19	REES, Skye	f	0-0	0-0	0-0	0	0	0	0	0	0	0	0	0	3
45	DELGADO, Yashira	f	0-1	0-0	0-0	0	0	0	1	0	0	0	0	0	7
Team						3	5	8							
Totals			20-59	9-19	7-10	11	22	33	20	58	14	9	1	4	200

FG % 1st Half: 6-33 18.2% 2nd Half: 12-26 46.2% Game: 20-59 33.9% Debut: 2
3FG % 1st Half: 3-7 42.9% 2nd Half: 6-12 50.0% Game: 9-18 50.0% Rebounds:
FT % 1st Half: 3-4 75.0% 2nd Half: 4-6 66.7% Game: 7-10 70.0%

Officials: Eric Brewton, Mary Day, Roy Gubeyan
Technical fouls: Georgia-None, ARKANSAS-None
Attendance: 1195
Estimated Actual Attendance: 749

Score by periods	1st	2nd	Total
Georgia	32	27	59
ARKANSAS	22	34	56

Official Basketball Box Score - Game Totals - Final Statistics ARKANSAS vs Alabama 01/16/11 2 p.m. CT at Tuscaloosa, Ala. (Coleman Coliseum)

ARKANSAS 57 • 15-2, 3-2 SEC

#	Player	Total		3-Ptr		Rebounds			PF	TP	A	TO	Blk	Stl	Min
		FG	FGA	FG	FGA	FT	FTA	Off							
03	TOWNSEND, Jamesha	f	1-4	0-0	0-0	0	1	1	2	2	0	4	0	1	16
04	WATKINS, Sarah	f	5-10	1-3	5-8	1	0	1	4	16	1	2	0	0	38
12	DANIELS, Ashley	f	1-4	0-0	0-0	2	3	5	3	2	0	4	0	0	32
22	RICKETTS, C'eira	g	5-6	2-2	6-11	1	3	4	1	18	1	7	0	4	35
03	HARRIS, Lyndsay	g	1-10	1-6	0-0	0	6	6	4	3	0	5	0	1	29
01	PEAK, Keira	f	3-8	1-1	4-4	3	4	7	2	11	0	1	0	1	29
10	WALTER, Christasia	f	2-4	1-1	0-0	1	0	1	1	5	0	1	0	1	10
44	WILLIAMS, Quistelle	f	0-0	0-0	0-0	0	0	0	1	0	0	0	0	0	0
45	DELGADO, Yashira	f	0-0	0-0	0-0	0	1	1	2	0	1	2	0	1	11
Team						3	5	8							
Totals			18-46	6-13	15-21	11	23	34	20	57	3	28	0	9	200

FG % 1st Half: 11-24 45.8% 2nd Half: 7-22 31.8% Game: 18-46 39.1% Debut: 2
3FG % 1st Half: 3-5 60.0% 2nd Half: 3-8 37.5% Game: 6-13 46.2% Rebounds:
FT % 1st Half: 7-9 77.8% 2nd Half: 8-12 66.7% Game: 15-21 71.4%

Alabama 53 • 11-7, 0-5 SEC

#	Player	Total		3-Ptr		Rebounds			PF	TP	A	TO	Blk	Stl	Min
		FG	FGA	FG	FGA	FT	FTA	Off							
21	Jenkins, Tierney	f	3-6	0-0	2-2	2	5	7	4	8	2	2	0	3	32
30	Hom, Kanisha	f	3-14	0-0	1-3	0	3	3	1	7	1	1	1	3	33
05	Farmer, Calisia	g	3-4	0-0	2-2	0	4	4	1	8	1	3	0	1	21
10	King, LaToya	g	0-0	0-0	3-4	1	1	2	0	3	2	3	0	1	18
23	Russell, Ericka	g	2-4	1-2	0-0	0	0	0	3	5	0	3	0	3	19
03	Robinson, Jasmine	f	3-8	0-2	6-10	0	3	3	1	12	0	4	0	0	31
12	Myers, Shafontaye	f	2-6	0-4	2-2	0	3	3	4	6	0	4	0	0	20
14	Hogue, Erin	f	0-0	0-0	0-0	0	0	0	0	0	0	1	0	0	2
22	Lee, Khristin	f	0-0	0-0	0-0</										

2010-11 BOX SCORES

Official Basketball Box Score - Game Totals - Final Statistics Ole Miss vs Arkansas 01-23-11 2 p.m. at Fayetteville, Ark. (Bud Walton Arena)

Ole Miss 69 • 9-9, 2-4 SEC

#	Player	Total		3-Ptr		Rebounds			PF	TP	A	TO	Blk	Stl	Min
		FG-FGA	FT-FTA	FG-FGA	FT-FTA	Off	Def	Total							
16	Hoppe, Pa'Sonna	f	2-7	0-0	2-2	2	4	6	4	6	0	0	0	0	18
26	Maitra, Courtney	f	5-11	0-0	2-3	5	6	11	2	12	2	2	1	2	36
01	Nelson, Shae	g	2-10	1-7	0-0	0	0	0	3	5	3	2	0	1	33
03	McFarland, Valancia	g	7-15	3-6	4-5	0	4	4	0	21	3	1	0	1	39
20	Melson, Kayla	g	6-10	0-0	5-5	2	3	5	0	17	5	4	0	1	40
11	Jenkins, Kanyotta	f	0-0	0-0	0-0	0	0	0	0	0	0	0	0	0	3
14	McFerrin, Maggie	f	0-0	0-0	0-0	0	0	0	0	0	0	0	0	0	1
22	Byrd, Nikki	f	3-5	0-0	1-1	2	2	4	4	6	1	0	0	1	19
23	Laws, LaTosha	f	1-3	0-0	0-0	1	0	1	0	2	1	0	0	0	7
42	Slusher, Ton	f	0-0	0-0	0-0	0	0	0	1	0	1	0	0	0	4
Team						4	5	9							
Totals			26-61	4-13	13-16	16	24	40	14	69	15	12	1	6	200

FG % 1st Half: 11.2% 37.0% 2nd half: 15.3% 46.9% Game: 26-61 42.9% Dealt: 1.1
 3FG % 1st Half: 3-0 33.3% 2nd half: 1-4 25.0% Game: 4-13 30.8% Rebounds:
 FT % 1st Half: 5-5 100.0% 2nd half: 6-11 72.7% Game: 13-16 81.3%

Arkansas 65 • 15-4, 3-4 SEC

#	Player	Total		3-Ptr		Rebounds			PF	TP	A	TO	Blk	Stl	Min
		FG-FGA	FT-FTA	FG-FGA	FT-FTA	Off	Def	Total							
03	TOWNSEND, Jamesha	f	2-3	0-0	0-0	1	2	3	0	4	1	0	0	1	15
12	DANIELS, Ashley	f	4-7	0-0	4-7	2	5	7	3	12	1	1	0	2	37
04	WATKINS, Sarah	c	9-16	0-2	3-6	2	2	4	1	21	4	4	2	3	38
22	RICKETTS, C'eira	g	6-14	0-4	0-0	0	3	3	2	12	5	1	1	1	40
33	HARRIS, Lyndsay	g	3-9	3-9	0-0	1	3	4	9	4	0	0	1	32	
01	PEAK, Keira	f	2-5	0-0	0-4	4	2	6	3	4	2	4	0	2	28
10	WALTER, Christasia	f	1-4	1-3	0-0	0	1	1	0	3	1	0	0	0	10
Team						1	2	3							
Totals			27-58	4-18	7-17	11	20	31	13	65	18	10	3	9	200

FG % 1st Half: 12.2% 50.0% 2nd half: 15.3% 44.1% Game: 27-58 46.6% Dealt: 1.1
 3FG % 1st Half: 2-6 22.2% 2nd half: 2-9 22.2% Game: 4-18 22.2% Rebounds:
 FT % 1st Half: 6-12 50.0% 2nd half: 1-5 20.0% Game: 7-17 41.2%

Officials: Cameron Inouye, Kelly Johnson, Eric Koch
 Technical fouls: Ole Miss-None; Arkansas-None
 Attendance: 1504
 Estimated Actual Attendance: 1009

Score by periods	1st	2nd	Total
Ole Miss	30	39	69
Arkansas	32	33	65

Leaf FG - UM 2nd-01:53, AR 2nd-01:00
 Largest lead - UM by 7 2nd-02:37, AR by 12 1st-15:22

Official Basketball Box Score - Game Totals - Final Statistics ARKANSAS vs LSU 01-27-11 7:00 PM at PMAC (Baton Rouge, LA)

ARKANSAS 53 • 16-4 (4-4)

#	Player	Total		3-Ptr		Rebounds			PF	TP	A	TO	Blk	Stl	Min
		FG-FGA	FT-FTA	FG-FGA	FT-FTA	Off	Def	Total							
03	TOWNSEND, Jamesha	f	2-5	0-0	0-0	0	3	3	3	4	0	1	0	2	20
12	DANIELS, Ashley	f	0-3	0-0	1-2	0	4	4	3	1	0	2	0	2	30
04	WATKINS, Sarah	c	2-8	2-2	4-4	4	6	10	3	10	0	3	1	1	38
22	RICKETTS, C'eira	g	6-18	1-2	7-9	1	8	9	0	20	1	3	0	2	38
33	HARRIS, Lyndsay	g	4-13	4-11	2-3	1	5	6	4	14	3	3	0	1	39
01	PEAK, Keira	f	0-2	0-1	4-4	6	3	9	0	4	0	1	0	0	32
10	WALTER, Christasia	f	0-0	0-0	0-0	0	0	0	0	0	0	0	0	0	1
45	DELGADO, Yashira	f	0-1	0-1	0-0	0	0	0	0	0	0	0	0	0	2
Team						1	4	5							
Totals			14-50	7-17	18-22	13	33	46	13	53	4	16	1	8	200

FG % 1st Half: 8-24 33.3% 2nd half: 6-26 23.1% Game: 14-50 28.0% Dealt: 1.1
 3FG % 1st Half: 5-11 45.5% 2nd half: 2-9 22.2% Game: 7-17 41.2% Rebounds:
 FT % 1st Half: 6-6 100.0% 2nd half: 12-15 80.0% Game: 16-22 72.7%

LSU 45 • 14-8 (4-4)

#	Player	Total		3-Ptr		Rebounds			PF	TP	A	TO	Blk	Stl	Min
		FG-FGA	FT-FTA	FG-FGA	FT-FTA	Off	Def	Total							
35	TURNBOW, Taylor	f	0-1	0-0	0-0	2	2	4	2	0	0	0	0	0	21
50	BARRETT, LaSondra	f	3-17	0-4	1-8	2	5	7	2	7	1	4	0	3	36
01	GRAHAM, Katherine	g	9-12	0-0	4-5	3	3	6	5	22	3	1	1	0	33
03	EASON, Latash	g	0-6	0-3	0-0	0	1	1	0	1	1	0	1	0	18
10	WEBB, Adrienne	g	3-10	1-4	0-0	0	1	1	4	7	0	1	1	0	34
06	KENNEY, Jeanne	f	2-6	1-5	0-0	0	6	6	2	5	1	2	0	1	29
15	LUTLEY, Bianca	f	0-0	0-0	0-0	0	0	0	0	1	0	1	0	1	4
20	HUGHES, Destini	f	0-0	0-0	0-0	0	0	0	0	0	0	1	0	0	1
22	JONES, Courtney	f	1-3	0-0	2-2	1	1	2	0	4	1	1	0	0	14
24	FLAUSANCE, Theresa	f	0-0	0-0	0-0	0	2	2	0	0	0	0	0	0	4
35	BLACK, Swayze	f	0-0	0-0	0-0	0	0	0	0	0	0	1	0	0	6
Team						2	6	8							
Totals			18-55	2-16	7-17	10	27	37	17	45	10	12	2	5	200

FG % 1st Half: 6-26 23.0% 2nd half: 10-30 33.3% Game: 18-55 32.7% Dealt: 1.1
 3FG % 1st Half: 0-6 0.0% 2nd half: 2-10 20.0% Game: 2-16 12.5% Rebounds:
 FT % 1st Half: 0-6 0.0% 2nd half: 7-11 63.6% Game: 7-17 41.2%

Officials: Dee Kanhner, Eric J. Brevton, Laura C. Morris
 Technical fouls: ARKANSAS-None; LSU-None
 Attendance: 2555

Score by periods	1st	2nd	Total
ARKANSAS	27	26	53
LSU	16	29	45

Leaf FG - AR 01-02:33, GA 01-01:13
 Largest lead - AR by 11 1st-15:34, GA by 4 2nd-12:14

Official Basketball Box Score - Game Totals - Final Statistics Tennessee vs ARKANSAS 01-30-11 1 p.m. at Fayetteville, Ark. (Bud Walton Arena)

Tennessee 72 • 21-2, 9-0 SEC

#	Player	Total		3-Ptr		Rebounds			PF	TP	A	TO	Blk	Stl	Min
		FG-FGA	FT-FTA	FG-FGA	FT-FTA	Off	Def	Total							
55	JOHNSON, Glory	f	5-11	0-0	2-3	5	9	14	2	12	1	2	0	3	30
50	CAIN, Kelley	c	0-0	0-0	0-0	1	1	2	3	0	0	1	0	0	12
10	SIMMONS, Meighan	g	0-8	0-4	0-0	0	2	2	1	0	3	4	1	0	19
10	SPANI, Taber	g	8-12	3-5	3-3	2	3	5	0	18	3	2	0	0	39
40	STRICKLEN, Shekinna	g	10-15	6-9	0-0	0	4	4	1	26	1	3	1	1	36
01	BASS, Briana	f	0-0	0-0	0-0	0	0	0	0	0	0	0	0	0	2
04	WILLIAMS, Kamiko	f	4-7	0-1	2-2	3	1	4	1	10	1	3	0	1	22
15	MANNING, Alicia	f	1-2	0-0	0-0	0	4	4	1	2	2	1	0	0	20
20	SMALLBONE, Sydney	f	0-0	0-0	0-0	0	0	0	0	0	0	1	0	0	1
21	BAUGH, Vicki	f	2-4	0-0	0-0	0	1	1	0	4	0	0	1	0	10
33	BREWER, Alyssia	f	0-2	0-0	0-0	1	1	1	0	0	0	0	0	0	7
Team						1	4	5							
Totals			28-59	9-19	7-8	13	29	42	10	72	11	17	3	5	200

FG % 1st Half: 15-31 48.4% 2nd half: 13-28 46.4% Game: 28-59 47.5% Dealt: 1.3
 3FG % 1st Half: 7-14 50.0% 2nd half: 2-5 40.0% Game: 9-19 47.4% Rebounds:
 FT % 1st Half: 2-3 66.7% 2nd half: 5-5 100.0% Game: 7-8 87.5%

Arkansas 53 • 16-5, 4-5 SEC

#	Player	Total		3-Ptr		Rebounds			PF	TP	A	TO	Blk	Stl	Min
		FG-FGA	FT-FTA	FG-FGA	FT-FTA	Off	Def	Total							
03	TOWNSEND, Jamesha	f	1-4	0-0	0-0	0	1	1	2	2	1	0	1	0	21
12	DANIELS, Ashley	f	1-5	0-0	0-0	0	2	2	0	2	0	0	0	0	32
04	WATKINS, Sarah	c	4-6	1-2	6-7	1	1	2	4	15	0	2	2	0	30
22	RICKETTS, C'eira	g	4-17	2-7	2-2	1	1	2	0	12	4	2	0	2	34
33	HARRIS, Lyndsay	g	5-17	2-12	0-0	1	3	4	2	12	2	3	0	2	34
01	PEAK, Keira	f	4-6	0-1	0-0	0	5	5	1	8	1	1	0	2	28
10	WALTER, Christasia	f	0-1	0-0	0-0	0	0	0	0	0	0	0	0	0	3
44	WILLIAMS, Quistelle	f	0-0	0-0	2-2	1	1	2	1	2	1	0	0	0	9
45	DELGADO, Yashira	f	0-0	0-0	0-0	0	0	0	0	1	2	0	1	0	9
Team						2	3	5							
Totals			19-56	5-22	10-11										

2010-11 BOX SCORES



Official Basketball Box Score - Game Totals - Final Statistics
 South Carolina vs ARKANSAS
 02-06-11 3 p.m. at Fayetteville, Ark. (Bud Walton Arena)



South Carolina 64 • 13-10, 5-5 SEC

#	Player	Total			3-Ptr			Rebounds			PF	TP	A	TO	Bk	Stl	Min
		FG	FGA	FT	FTA	Off	Def	Total									
52	MAY, Jewel	f	2-3	0-0	0-0	4	3	7	4	4	1	3	0	0	0	22	
63	WALKER, Jeesia	g	3-13	1-4	4-8	0	4	4	2	11	6	2	1	3	38		
11	SUTTON, LaKeisha	g	7-13	2-4	5-8	0	2	4	4	21	3	3	1	1	38		
22	NEWTON, Courtney	g	0-3	0-3	0-2	2	2	4	4	0	1	0	0	0	22		
31	NAJIMA, Valerie	g	4-10	4-8	2-2	0	2	2	1	14	1	2	0	0	27		
01	WILSON, Ebony	g	0-0	0-0	0-0	0	0	0	0	0	0	0	0	0	2		
04	KENNEDY, Samond	g	0-0	0-0	0-0	1	1	0	0	0	2	0	1	1	13		
06	GRANT, Makenisha	g	3-6	2-5	0-0	2	3	5	1	8	1	3	0	1	24		
12	STEPHENS, Charenice	g	1-3	0-0	0-0	1	4	5	2	2	0	2	0	0	19		
21	BRUNER, Ashley	g	2-2	0-0	0-0	1	1	2	2	4	1	3	0	0	22		
Team						1	2	3									
Totals			22-53	9-24	11-20	11	24	35	20	64	14	20	2	6	225		

FG % 1st Half	9-24	37.5%	2nd half	10-23	43.5%	OT	3-4	50.0%	Game	22-53	41.5%	Dejabal
3FG % 1st Half	3-10	30.0%	2nd half	6-12	50.0%	OT	1-2	50.0%	Game	9-24	37.5%	Rebounds
FT % 1st Half	4-9	44.4%	2nd half	5-9	55.6%	OT	2-2	100.0%	Game	11-20	55.0%	5.5

ARKANSAS 62 • 16-7, 4-7 SEC

#	Player	Total			3-Ptr			Rebounds			PF	TP	A	TO	Bk	Stl	Min
		FG	FGA	FT	FTA	Off	Def	Total									
03	TOWNSEND, Jamesha	f	3-6	0-0	0-0	2	4	6	3	5	1	2	1	0	36		
12	DANIELS, Ashley	f	4-6	0-0	0-1	2	4	6	2	8	0	4	0	1	30		
04	WATKINS, Sarah	c	2-4	1-1	5-8	5	5	10	2	10	1	1	2	1	38		
22	RICKETTS, C'eira	g	5-22	3-5	5-7	1	1	2	3	18	0	4	0	2	44		
33	HARRIS, Lyndsay	g	4-9	0-2	2-4	0	1	1	4	10	3	2	0	1	31		
01	PEAK, Keira	g	2-11	0-2	0-0	2	3	5	1	4	3	3	1	0	31		
45	DELGADO, Yashira	g	3-4	0-0	0-0	1	2	3	2	5	2	3	0	0	15		
Team						2	3	5									
Totals			23-62	4-10	12-18	15	23	38	17	62	10	19	4	5	225		

FG % 1st Half	6-25	24.0%	2nd half	12-26	46.2%	OT	3-8	37.5%	Game	23-62	37.1%	Dejabal
3FG % 1st Half	2-3	66.7%	2nd half	2-6	33.3%	OT	0-1	0.0%	Game	4-10	40.0%	Rebounds
FT % 1st Half	1-3	33.3%	2nd half	10-13	76.9%	OT	1-2	50.0%	Game	12-18	66.7%	9.1

Officials: Scott Varnough, Denisa Brooks, Jeff Caudle
 Technical fouls: South Carolina-None, ARKANSAS-None
 Attendance: 1168
 Estimated Actual Attendance: 500

Score by periods	1st	2nd	OT	Total
South Carolina	25	30	9	64
ARKANSAS	19	36	7	62



Official Basketball Box Score - Game Totals - Final Statistics
 ARKANSAS vs Ole Miss
 2/17/11 7 p.m. at Oxford, Miss. (Tad Smith Coliseum)



ARKANSAS 56 • 17-8 (5-8 SEC)

#	Player	Total			3-Ptr			Rebounds			PF	TP	A	TO	Bk	Stl	Min
		FG	FGA	FT	FTA	Off	Def	Total									
03	TOWNSEND, Jamesha	f	3-5	0-0	0-0	1	3	4	2	6	2	0	0	1	26		
12	DANIELS, Ashley	f	5-10	0-0	0-0	6	4	10	2	10	6	5	2	0	39		
04	WATKINS, Sarah	c	8-13	0-2	2-4	1	3	4	14	0	0	0	0	0	25		
22	RICKETTS, C'eira	g	4-15	0-0	4-5	2	9	11	1	12	3	3	1	2	40		
33	HARRIS, Lyndsay	g	2-12	1-9	0-0	0	5	5	1	5	1	0	0	1	37		
01	PEAK, Keira	g	3-9	0-0	0-1	2	2	4	1	6	0	0	1	2	28		
10	WALTER, Chrisstasia	g	1-1	1-1	0-0	0	3	3	0	3	0	0	0	0	3		
45	DELGADO, Yashira	g	0-0	0-0	0-0	0	0	0	0	0	0	1	0	0	2		
Team						3	1	4									
Totals			24-65	2-12	6-10	15	30	45	11	56	12	9	4	6	200		

FG % 1st Half	13-35	37.1%	2nd half	11-30	36.7%	Game	24-65	36.9%	Dejabal
3FG % 1st Half	1-7	14.3%	2nd half	1-5	20.0%	Game	2-12	16.7%	Rebounds
FT % 1st Half	1-4	25.0%	2nd half	5-6	83.3%	Game	6-10	60.0%	1

Ole Miss 53 • 10-15 (3-10 SEC)

#	Player	Total			3-Ptr			Rebounds			PF	TP	A	TO	Bk	Stl	Min
		FG	FGA	FT	FTA	Off	Def	Total									
15	Hope, Pa'Sonna	f	2-10	0-0	2-2	4	3	7	1	6	0	0	3	0	22		
25	Marbra, Courtney	f	1-6	0-0	0-0	3	6	9	1	2	2	2	0	0	24		
01	Nelson, Shaq	g	0-6	0-5	0-0	0	2	2	0	2	0	1	0	0	18		
03	McFarland, Valencia	g	7-16	2-5	0-0	1	3	4	2	16	7	2	0	1	40		
14	McFerrin, Maggie	g	1-4	0-3	0-0	2	2	4	2	2	0	1	0	1	25		
11	Jenkins, Kenyotta	g	3-7	2-5	1-2	1	3	4	1	9	1	1	2	0	22		
22	Byrd, Nikki	g	9-18	0-2	0-1	3	3	6	2	16	0	2	1	1	30		
23	Lewis, LaTosha	g	0-1	0-1	0-2	4	4	8	0	0	0	2	0	0	2		
42	Slusher, Toni	g	0-0	0-0	0-0	0	1	1	0	0	0	0	0	0	2		
Team						0	2	2									
Totals			23-68	4-21	3-7	18	29	47	15	53	10	11	6	4	200		

FG % 1st Half	7-29	24.1%	2nd half	16-39	41.0%	Game	23-68	33.8%	Dejabal
3FG % 1st Half	0-8	0.0%	2nd half	4-13	30.8%	Game	4-21	19.0%	Rebounds
FT % 1st Half	3-4	75.0%	2nd half	1-3	33.3%	Game	3-7	42.9%	1

Officials: Bryan Entenline, Ma, Foesberg, Amy Bonner
 Technical fouls: ARKANSAS-None, Ole Miss-None
 Attendance: 453

Score by periods	1st	2nd	Total
ARKANSAS	28	28	56
Ole Miss	16	37	53



Official Basketball Box Score - Game Totals - Final Statistics
 Auburn vs ARKANSAS
 02-13-11 4 p.m. at Fayetteville, Ark. (Bud Walton Arena)



Auburn 64 • 14-11, 7-5 SEC

#	Player	Total			3-Ptr			Rebounds			PF	TP	A	TO	Bk	Stl	Min
		FG	FGA	FT	FTA	Off	Def	Total									
14	Alverson, Blanche	f	2-12	2-5	3-4	1	3	4	3	9	3	0	1	1	32		
23	Hillard, Chantel	f	3-7	0-0	2-4	3	4	7	2	8	1	2	0	2	20		
25	Williams, Jassany	f	2-4	0-0	0-1	1	4	5	3	4	1	1	1	0	18		
01	Toles, Morgan	g	3-17	0-0	2-2	1	2	3	0	8	7	2	0	0	31		
05	Smalley, All	g	7-11	3-4	2-3	1	4	5	3	19	3	3	0	0	37		
04	Simmons, Parrisha	g	0-0	0-0	0-0	1	1	2	0	0	0	0	0	0	7		
11	Stran, Courtney	g	5-7	0-1	2-2	1	3	4	1	12	1	1	0	0	22		
30	West, Pascale	g	0-0	0-0	0-0	0	1	1	0	0	0	0	0	0	4		
32	Tanner, Tyrese	g	0-1	0-0	0-0	1	1	2	0	0	1	0	0	0	8		
34	Davis, Peyton	g	2-5	0-0	0-0	3	3	6	4	4	1	3	3	0	21		
Team						1	0	1									
Totals			24-64	5-10	11-17	14	26	40	17	64	18	13	5	3	200		

FG % 1st Half	11-33	33.3%	2nd half	12-31	41.9%	Game	24-64	37.5%	Dejabal
3FG % 1st Half	4-7	57.1%	2nd half	1-3	33.3%	Game	5-10	50.0%	Rebounds
FT % 1st Half	3-4	75.0%	2nd half	9-13	69.2%	Game	11-17	64.7%	3.2

ARKANSAS 59 • 16-8, 4-8 SEC

#	Player	Total			3-Ptr			Rebounds			PF	TP	A	TO	Bk	Stl	Min
		FG	FGA	FT	FTA	Off	Def	Total									
03	TOWNSEND, Jamesha	f	1-2	0-0	0-1	1	1	2	2	2	0	1	0	0	16		
12	DANIELS, Ashley	f	9-12	0-0	4-4	6	5	11	3	22	0	3	0	0	32		
04	WATKINS, Sarah	c	4-17	1-3	3-4	3	7	10	0	12	3	3	1	0	36		
22	RICKETTS, C'eira	g	2-10	0-1	3-4	0	6	6	2	7	4	2	0	1	25		
33	HARRIS, Lyndsay	g	2-12	1-7	2-3	0	3	3	3	7	0	4	0	2			

2010-11 BOX SCORES



Official Basketball Box Score - Game Totals - Final Statistics LSU vs ARKANSAS 02-20-11 2 p.m. at Fayetteville, Ark. (Bud Walton Arena)



LSU 40 • 17-11, 7-7 SEC

#	Player	Total			Rebounds			PF	TP	A	TO	Blk	Stl	Min
		FG-FGA	FG-FGA	FT-FTA	Off	Def	Total							
35	TURNBOW, Taylor	f	0-4	0-0	1-3	2	5	7	2	1	0	0	0	20
56	BARRETT, LaSondra	f	4-12	0-3	1-3	2	7	9	1	9	2	1	0	31
01	GRAHAM, Katherine	g	0-4	0-0	3-4	1	6	7	4	3	5	2	0	38
03	EASON, Latear	g	2-5	2-4	3-4	0	4	4	5	9	0	3	0	32
10	WEBB, Adrienne	g	4-8	2-5	0-0	0	6	6	3	10	0	4	0	26
06	KENNEY, Jeanne	g	0-6	0-6	0-0	0	2	2	0	0	0	1	0	11
16	LUTLEY, Bianca	f	0-1	0-1	0-0	0	1	1	0	0	0	1	0	6
20	HUGHES, Destini	f	1-2	0-1	0-0	0	1	1	1	2	1	1	0	9
23	JONES, Courtney	f	1-5	0-0	1-2	0	2	2	2	3	0	2	1	19
24	MCKINNEY, Shanodé	f	1-2	0-0	1-2	0	3	3	1	3	0	0	1	8
21	FLAISSANCE, Theresa	f	0-0	0-0	0-0	0	0	0	0	0	1	0	0	1
Team						1	1	2						
Totals			13-49	4-20	10-18	6	38	44	19	40	9	16	2	0
FG % 1st Half		6-37	22.2%	2nd half	7-22	31.8%	Game:		13-49	26.5%	Deacial		Rebounds	
3FG % 1st Half		1-4	12.5%	2nd half	3-12	25.0%	Game:		4-20	20.0%	7			
FT % 1st Half		5-9	55.6%	2nd half	5-9	55.6%	Game:		10-18	55.6%				

ARKANSAS 42 • 18-8, 6-8 SEC

#	Player	Total			Rebounds			PF	TP	A	TO	Blk	Stl	Min
		FG-FGA	FG-FGA	FT-FTA	Off	Def	Total							
33	TOWNSEND, Jamesha	f	2-5	0-0	0-0	1	0	1	2	4	0	2	0	16
12	DANIELS, Ashley	f	0-7	0-0	1-2	6	7	13	2	1	3	0	0	28
04	WATKINS, Sarah	c	7-18	1-3	4-6	0	4	4	2	19	0	2	1	37
22	RICKETTS, C'eira	g	4-21	0-2	1-3	0	5	5	2	9	4	0	0	28
33	HARRIS, Lyndsay	g	0-8	0-5	3-4	0	2	2	4	3	1	0	0	26
01	PEAK, Keira	g	3-4	0-1	0-0	2	4	6	2	6	2	2	0	26
10	WALTER, Christasia	g	0-0	0-0	0-0	0	2	2	0	0	0	0	2	10
44	WILLIAMS, Quistelle	g	0-0	0-0	0-0	0	1	1	0	0	0	0	0	3
45	DELGADO, Yashira	g	0-0	0-0	0-0	0	1	1	0	0	0	0	0	5
Team						1	2	3						
Totals			16-63	1-11	9-15	10	28	38	15	42	10	8	1	0
FG % 1st Half		9-32	28.1%	2nd half	7-31	22.6%	Game:		16-63	25.4%	Deacial		Rebounds	
3FG % 1st Half		0-8	0.0%	2nd half	1-5	20.0%	Game:		1-11	9.1%	3.1			
FT % 1st Half		3-3	88.7%	2nd half	7-12	58.3%	Game:		9-15	60.0%				

Officials: Jesse Dickerson, Bill Tibus, Metta Roberts
Technical fouls: LSU-None, ARKANSAS-None
Attendance: 2043
Estimated Actual Attendance: 1,541
Fouled Out: LSU #3, Eason at 0:09 in 2nd Half

Score by periods	1st	2nd	Total
LSU	18	22	40
ARKANSAS	20	22	42



Official Basketball Box Score - Game Totals - Final Statistics Arkansas vs Florida 03/03/11 12 Noon CST at Nashville, TN (Bridgestone Arena)



Arkansas 59 • 18-11

#	Player	Total			Rebounds			PF	TP	A	TO	Blk	Stl	Min
		FG-FGA	FG-FGA	FT-FTA	Off	Def	Total							
03	TOWNSEND, Jamesha	f	0-0	0-0	0-0	0	1	1	1	0	0	1	1	15
12	DANIELS, Ashley	f	2-9	0-0	2-2	5	3	8	4	6	0	4	0	19
04	WATKINS, Sarah	c	3-11	0-2	1-2	2	2	4	4	7	0	2	2	30
22	RICKETTS, C'eira	g	3-12	0-4	2-2	1	5	6	2	8	3	5	1	37
33	HARRIS, Lyndsay	g	6-11	6-9	0-1	0	3	3	3	18	2	3	0	38
10	WALTER, Christasia	g	3-9	1-3	0-0	1	4	5	2	7	1	2	0	32
44	WILLIAMS, Quistelle	g	5-5	2-2	1-2	0	2	2	3	13	0	0	0	24
45	DELGADO, Yashira	g	0-1	0-0	0-0	0	0	0	1	0	1	1	0	5
Team						1	0	1						
Totals			22-58	9-20	6-9	10	20	30	20	59	7	16	4	10
FG % 1st Half		13-30	43.3%	2nd half	9-28	32.1%	Game:		22-58	37.9%	Deacial		Rebounds	
3FG % 1st Half		6-14	42.9%	2nd half	3-6	50.0%	Game:		9-20	45.0%	2			
FT % 1st Half		1-3	33.3%	2nd half	5-6	83.3%	Game:		6-9	66.7%				

Florida 88 • 18-13

#	Player	Total			Rebounds			PF	TP	A	TO	Blk	Stl	Min
		FG-FGA	FG-FGA	FT-FTA	Off	Def	Total							
14	Madu Ndidi	f	6-10	0-0	0-0	4	6	10	2	12	0	1	0	27
13	Stewart Azania	c	3-7	0-0	2-3	3	3	6	2	8	1	2	3	26
03	Bartley Lanita	g	1-3	0-0	0-0	2	2	4	0	2	5	5	0	21
12	Alex Deana	g	5-10	0-2	2-2	2	4	6	1	12	2	2	0	28
33	James Jordan	g	3-7	3-5	2-2	1	5	6	0	11	2	3	0	38
10	Bonds Jelerra	g	4-12	1-4	2-4	0	1	1	3	11	1	3	0	28
33	Shine Brittany	g	0-1	0-0	0-0	0	0	0	0	0	0	0	0	6
31	Svete Lily	g	0-0	0-0	0-0	0	1	1	1	1	0	0	0	1
32	George Jannifer	g	5-9	0-0	0-0	2	3	5	0	12	1	1	0	25
Team						2	1	3						
Totals			27-59	4-11	10-18	17	26	43	9	58	12	18	3	4
FG % 1st Half		17-28	60.7%	2nd half	10-31	32.3%	Game:		27-59	45.9%	Deacial		Rebounds	
3FG % 1st Half		4-7	57.1%	2nd half	0-4	0.0%	Game:		4-11	36.4%	3.1			
FT % 1st Half		3-5	60.0%	2nd half	5-12	41.7%	Game:		10-18	55.6%				

Officials: Scott Yarbrough, Lauren Newton, Metta Roberts
Technical fouls: Arkansas-None, Florida-None
Attendance:

Score by periods	1st	2nd	Total
Arkansas	33	26	59
Florida	43	25	68

Last FG - AR 2nd-04:27, UF 2nd-02:05
Largest lead - AR by 7 1st-19:51, UF by 17 1st-11:38

Points	In	Off	2nd	Fast	Bench
AR	14	19	3	2	20
UF	30	29	13	9	23

Score tied - 8 times
Lead changed - 3 times



Official Basketball Box Score - Game Totals - Final Statistics Alabama vs ARKANSAS 02-27-11 2 p.m. at Fayetteville, Ark. (Bud Walton Arena)



Alabama 92 • 16-13, 5-11 SEC

#	Player	Total			Rebounds			PF	TP	A	TO	Blk	Stl	Min
		FG-FGA	FG-FGA	FT-FTA	Off	Def	Total							
21	Jenkins, Tierney	f	3-9	0-0	0-0	3	8	11	4	6	2	2	3	35
40	Horn, Kanesha	f	1-3	0-0	0-0	0	0	0	4	12	0	0	0	12
10	King, LaToya	g	4-4	0-0	2-2	1	2	3	2	10	9	3	0	22
20	Raffington, Vanisia	g	7-13	0-1	0-0	2	0	2	0	14	3	0	0	24
3	Russell, Ericka	g	8-14	8-11	4-5	0	3	3	28	2	2	0	0	36
03	Robinson, Jasmine	g	2-3	0-0	1-3	0	4	4	2	5	4	4	0	20
05	Farmer, Celiscia	g	1-1	0-0	0-0	0	2	2	0	1	1	1	0	6
12	Myers, Shafontays	g	2-2	1-1	8-9	0	0	0	1	13	1	0	0	10
22	Lee, Khristin	g	1-1	0-0	0-0	1	1	2	0	2	0	2	0	9
32	Micham, Alicia	g	5-11	0-0	0-0	0	3	3	3	10	2	4	0	26
Team						1	1	2						
Totals			34-61	9-13	15-19	8	24	32	19	92	23	18	4	11
FG % 1st Half		20-36	55.6%	2nd half	14-25	56.0%	Game:		34-61	55.7%	Deacial		Rebounds	
3FG % 1st Half		7-11	63.6%	2nd half	3-2	100.0%	Game:		3-13	23.1%	1			
FT % 1st Half		2-2	100.0%	2nd half	13-17	76.5%	Game:		15-19	78.9%				

Arkansas 79 • 18-10, 5-10 SEC

#	Player	Total			Rebounds			PF	TP	A	TO	Blk	Stl	Min
		FG-FGA	FG-FGA	FT-FTA	Off	Def	Total							
03	TOWNSEND, Jamesha	f	1-1	0-0	1-2	0	1	1	0	3	1	2	0	13
12	DANIELS, Ashley	f	5-6	0-0	4-4	4	5	9	3	14	5	2	1	38
04	WATKINS, Sarah	c	6-12	0-3	0-1	1	4	5	1	12	1	3	1	36
22	RICKETTS, C'eira	g	10-22	3-4	5-7	2	2	4	3	28	7	3	1	38
33	HARRIS, Lyndsay	g	3-8	3-7	2-2	0	4	4	5	11	0	3	0	28
10	WALTER, Christasia	g</												

2010-11 BOX SCORES



Official Basketball Box Score - Game Totals - Final Statistics LAMAR vs ARKANSAS 03-17-11 7 p.m. at Fayetteville, Ark. (Bud Walton Arena)



LAMAR 65 • 25-8

#	Player	Total			3-Ptr			Rebounds			PF	TP	A	TO	Bk	Stl	Min
		FG	FGA	FT	FTA	Off	Def	Total									
05	Lloyd Kallis	f	5-14	1-3	1-4	1	0	1	4	14	4	4	0	0	0	27	
23	Whittaker, Monique	f	2-4	0-0	1-2	0	2	2	3	5	0	2	0	0	0	20	
35	Smith, Trashanna	f	5-9	1-2	1-4	4	5	9	4	12	4	0	2	1	0	32	
11	Plumley, Jennia	g	5-16	5-14	0-0	1	5	6	2	15	4	3	0	0	0	36	
24	Green, Ang	g	2-8	0-1	1-2	0	4	4	1	5	0	1	0	0	0	20	
01	Ayers, Gla	g	0-0	0-0	0-0	0	0	0	0	0	0	0	0	0	0	1	
03	Brockett, Chantelle	g	0-1	0-0	0-0	0	1	1	0	0	0	0	0	0	1	3	
12	Mock, Brateicka	g	2-6	0-0	1-2	2	0	2	1	5	0	0	0	0	1	18	
21	Meengs, Adrienne	g	0-1	0-1	0-0	0	3	3	0	2	0	0	0	0	0	9	
22	Bellatin, Francesca	g	0-1	0-0	0-0	0	0	0	0	0	0	1	0	0	0	6	
30	Hays, Taylor	g	2-5	1-3	1-3	1	2	3	0	6	1	1	1	1	4	15	
40	Heithoff, Danielle	g	0-1	0-0	0-0	1	0	1	0	0	0	0	0	0	0	2	
44	Henderson, Jasmin	g	1-5	1-4	0-0	0	0	0	0	3	0	0	0	0	0	9	
Team						3	2	5									
Totals			25-71	9-28	6-17	13	24	37	18	65	15	12	3	7	200		
FG % 1st Half		9-33	27.3%	2nd half	16-38	42.1%	Game		25-71	35.2%	Deacbal						
3FG % 1st Half		2-13	15.4%	2nd half	7-15	46.7%	Game		9-28	32.1%	Rebound						
FT % 1st Half		4-10	40.0%	2nd half	4-9	44.4%	Game		8-17	47.1%							

ARKANSAS 91 • 20-11

#	Player	Total			3-Ptr			Rebounds			PF	TP	A	TO	Bk	Stl	Min
		FG	FGA	FT	FTA	Off	Def	Total									
03	TOWNSEND, Jamesha	f	3-5	0-0	0-0	2	3	5	1	6	2	0	1	0	0	18	
12	DANIELS, Ashley	f	4-5	0-0	3-4	1	12	13	3	11	2	1	1	1	0	26	
04	WATKINS, Sarah	c	10-21	2-8	3-7	7	7	14	1	25	0	2	4	0	0	26	
10	WALTER, Christasia	g	3-10	2-8	2-2	2	1	3	1	10	3	2	1	1	25		
22	RICKETTS, C'eira	g	6-13	1-4	3-8	1	2	3	1	20	7	1	0	1	29		
01	PEAK, Keira	g	1-7	0-0	1-4	2	3	5	2	3	3	2	0	0	19		
13	INMAN, Julie	g	0-4	0-4	0-0	0	1	1	1	0	0	2	0	1	12		
15	REES, Skye	g	0-0	0-0	0-0	0	1	1	0	0	0	1	0	0	4		
23	POWELL, Caroline	g	0-0	0-0	0-0	0	0	0	0	0	0	0	0	0	1		
44	WILLIAMS, Quistelle	g	6-9	3-4	1-1	3	2	5	2	16	1	1	2	0	17		
45	DELGADO, Yashira	g	0-0	0-0	0-0	0	4	4	2	0	5	1	0	0	23		
Team						2	3	5									
Totals			35-74	8-28	13-26	20	39	59	14	91	23	13	9	4	200		
FG % 1st Half		17-33	51.5%	2nd half	16-41	43.9%	Game		35-74	47.3%	Deacbal						
3FG % 1st Half		5-11	45.5%	2nd half	3-17	17.6%	Game		8-28	28.6%	Rebound						
FT % 1st Half		4-10	40.0%	2nd half	9-16	56.3%	Game		13-26	50.0%							

Officials: Charles Carroll, Doug Williams, Eric Baker
 Technical fouls: LAMAR-None, ARKANSAS-None
 Attendance: 331
 Estimated Actual Attendance: 524

Score by periods	1st	2nd	Total
LAMAR	22	43	65
ARKANSAS	43	48	91



Official Basketball Box Score - Game Totals - Final Statistics ARKANSAS vs Oral Roberts 03-23-11 7:05 pm at Tulsa, OK (Mabee Center)



ARKANSAS 78 • 22-11

#	Player	Total			3-Ptr			Rebounds			PF	TP	A	TO	Bk	Stl	Min
		FG	FGA	FT	FTA	Off	Def	Total									
03	TOWNSEND, Jamesha	f	3-4	0-0	1-2	2	2	4	2	7	0	4	1	1	0	26	
04	WATKINS, Sarah	f	4-6	0-0	5-6	1	1	2	5	13	0	0	0	0	0	18	
12	DANIELS, Ashley	f	4-7	0-0	1-2	2	1	3	4	9	0	1	0	1	0	23	
22	RICKETTS, C'eira	g	5-16	5-13	3-4	2	3	5	2	26	2	3	0	2	0	35	
01	PEAK, Keira	g	5-10	0-1	2-2	0	2	2	1	12	7	3	0	2	0	25	
13	INMAN, Julie	g	1-2	0-0	1-2	3	5	8	2	3	1	2	0	0	0	23	
03	WILLIAMS, Quistelle	g	0-1	0-1	0-0	0	0	0	0	0	0	0	0	0	0	2	
44	DELGADO, Yashira	g	3-6	0-0	0-0	1	2	3	4	6	0	1	0	0	0	23	
45	WILLIAMS, Quistelle	g	1-4	0-1	0-0	0	3	3	0	2	3	0	0	0	0	15	
Team						3	3	6									
Totals			30-59	5-16	13-18	14	22	36	20	78	12	17	1	11	200		
FG % 1st Half		15-32	46.9%	2nd half	15-26	57.7%	Game		30-59	51.7%	Deacbal						
3FG % 1st Half		8-10	80.0%	2nd half	1-6	16.7%	Game		9-16	56.3%	Rebound						
FT % 1st Half		6-12	50.0%	2nd half	5-6	83.3%	Game		11-18	61.1%							

Oral Roberts 59 • 23-11

#	Player	Total			3-Ptr			Rebounds			PF	TP	A	TO	Bk	Stl	Min
		FG	FGA	FT	FTA	Off	Def	Total									
20	PYLE, Jordan	f	6-9	1-1	2-3	1	4	5	5	15	3	1	1	2	0	27	
03	CARVER, Amber	f	1-1	0-0	0-0	0	2	2	2	2	0	1	0	1	0	9	
03	CERGOL, Priscila	g	1-2	0-0	1-2	0	0	0	0	3	4	2	0	0	0	15	
04	JONES, Georgia	g	1-7	4-5	0-0	0	3	3	1	14	1	7	0	1	0	27	
15	LUPER, Kevi	g	5-9	0-2	2-3	1	0	1	2	4	1	7	0	0	0	36	
12	KEY, Christian	g	0-2	0-2	2-2	0	0	0	0	2	0	0	0	0	0	10	
18	BUCK, Savannah	g	1-6	0-2	4-5	1	0	1	1	6	2	3	1	2	0	26	
22	BIGHAM, Jaci	g	0-2	0-1	2-2	1	1	2	2	3	0	0	0	0	0	14	
32	ALLEN, Dominique	g	5-8	0-0	1-1	1	5	6	3	11	1	1	0	0	0	36	
Team						1	0	1									
Totals			20-47	5-13	14-18	6	16	22	16	59	15	22	2	9	200		
FG % 1st Half		11-24	45.8%	2nd half	9-23	39.1%	Game		20-47	42.6%	Deacbal						
3FG % 1st Half		4-6	66.7%	2nd half	1-7	14.3%	Game		5-13	38.5%	Rebound						
FT % 1st Half		4-4	100.0%	2nd half	10-14	71.4%	Game		14-15	93.3%							

Officials: Cara Fountain, Brian Hall, Bill Lorraine
 Technical fouls: ARKANSAS-None, Oral Roberts-TEAM.
 Attendance: 1943

Score by periods	1st	2nd	Total
ARKANSAS	42	36	78
Oral Roberts	30	29	59



Official Basketball Box Score - Game Totals - Final Statistics Arkansas vs Missouri State 03/20/11 2:05 p.m. at Springfield, Mo. - JQH Arena



Arkansas 65 • 21-11

#	Player	Total			3-Ptr			Rebounds			PF	TP	A	TO	Bk	Stl	Min
		FG	FGA	FT	FTA	Off	Def	Total									
03	TOWNSEND, Jamesha	f	0-1	0-1	0-0	0	1	1	1	0	1	1	1	0	0	18	
12	DANIELS, Ashley	f	2-4	0-1	4-4	3	4	7	3	18	2	1	1	1	0	29	
04	WATKINS, Sarah	c	4-16	1-5	4-7	4	4	8	4	19	0	1	1	2	0	32	
10	WALTER, Christasia	g	3-7	2-5	0-0	2	3	5	3	9	2	3	0	2	0	26	
22	RICKETTS, C'eira	g	7-22	2-4	5-7	3	6	9	1	21	3	0	0	1	0	38	
01	PEAK, Keira	g	2-5	0-0	0-2	2	1	3	4	2	1	0	0	0	0	17	
13	INMAN, Julie	g	1-5	0-2	1-1	1	0	1	1	3	0	0	0	1	0	10	
44	WILLIAMS, Quistelle	g	4-7	0-1	0-0	4	3	7	3	9	0	1	0	0	0	22	
45	DELGADO, Yashira	g	0-2	0-0	0-0	0	2	2	0	0	0	0	0	0	0	11	
Team						3	2	5									
Totals			23-69	5-19	14-21	22	26	48	19	65	10	10	3	7	200		
FG % 1st Half		13-36	36.1%	2nd half	10-31	32.3%	Game		23-69	33.3%	Deacbal						



2011-12 RAZORBACKS
Arkansas Women's Basketball
Records

RECORDS - INDIVIDUAL

100

SCORING

Most Points Scored

Career: 2,073, Bettye Fiscus (1981-85)
 Season: 692, Shelly Wallace (1988-89)
 Game: 44, Shelly Wallace (vs. ORU, 12/12/88)
 Half: 28, Shameka Christon (vs. Vandy, 3/2/02)

Highest Scoring Average

Career: 18.5, (2,073 pts/112 g) Bettye Fiscus (1981-85)
 Season: 23.1, (692 pts/30 g) Shelly Wallace (1988-89)

FIELD GOALS

Most Field Goal Attempts

Career: 1,641, Shameka Christon (2000-04)
 Season: 500, Shameka Christon (2003-04)
 Game: 27, Pat Keck (vs. N. Ark. Comm., 11/19/76)
 Half: 16, Bettye Fiscus (vs. Alaska-Anch., 2/21/83)

Most Field Goals

Career: 794, Bettye Fiscus (1981-85)
 Season: 267, Shelly Wallace (1988-89)
 Game: 16, Shameka Christon (vs. Vandy, 3/2/02) & Shelly Wallace (vs. ORU., 12/12/88)
 Half: 10, Shameka Christon (vs. LSU, 2/10/02)

Best Field Goal Percentage (Min. 10 game/5 half)

Career: .609 (667-1,096), Delmonica DeHorney (1987-91)
 Season: .632 (227-359), Delmonica DeHorney (1990-91)
 Game: 1.000 (10-10), Lanell Dawson (vs. Baylor, 2/26/86)
 Half: 1.000 (7-7), Delmonica DeHorney (vs. UH, 2/6/91)

3-POINTERS

Most Three-Point Attempts

Career: 773, Wendi Willits (1997-2001)
 Season: 234, India Lewis (2002-03)
 Game: 13, by eight athletes (Chrisstasia Walter, ORU, 3/23/11)
 Half: 12, Chrisstasia Walter (at ORU-WNIT, 3/23/11)

Most Three-Point Goals

Career: 316, Wendi Willits (1997-2001)
 Season: 104, Wendi Willits (1998-99)
 Game: 9, Wendi Willits (at Georgia, 2/21/99)
 Half: 7, Chrisstasia Walter (at ORU-WNIT, 3/23/11)
 Consecutive: 12, Wendi Willits (over 3 gms, 1999-2000)

Best Three-Point Goal Pct.

Career: .416 (112-291), Amber Nicholas (1988-92)
 Season: .477 (41-86), Amber Nicholas (1990-91)
 Game: (Min. 5 Att.) 1.000 (6-6), Kimberly Wilson (vs. Butler, 1/10/94)
 Half: 1.000 (5-5), Christy Smith (vs. Georgia, 1/8/95)



Bettye Fiscus

FREE THROWS

Most Free Throw Attempts

Career: 622, Bettye Fiscus (1981-85)
 Season: 229, Bettye Fiscus (1981-82)
 Game: 20, Shelly Wallace (vs. Houston, 3/4/89)
 Half: 15, Shea Henderson (vs. Alabama, 2/2/94)

Most Free Throws

Career: 485, Bettye Fiscus (1981-85)
 Season: 183, Bettye Fiscus (1981-82)
 Game: 16, Shelly Wallace (vs. Houston, 3/4/89)
 Half: 12, Christy Smith (vs. Ohio St., 11/19/95)
 Consecutive Made: 25, Wendi Willits (1999-2000)

Best Free Throw Percentage

Career: .845 (74-206), Amber Nicholas (1988-92) (min. 200 att.)
 Season: .899 (134-149), Christy Smith (1994-95) (min. 100 att.)
 Ranked No. 1 in the nation, Division I, 1994-95
 Game: (Min. 10) 1.000 (15-15), Christy Smith (vs. Ohio State, 11/19/95)
 Best single game in Division I, 1995-96 season
 Half: 1.000 (12-12), Christy Smith (vs. Ohio St., 11/19/95)

REBOUNDS

Most Rebounds

Career: 1,013, Shelly Wallace (1985-89)
 Season: 381, Shelly Wallace (1988-89)
 Game, Total: 22, Shelly Wallace (vs. SMU, 2/13/88)
 Game, Offensive: 12 Yolanda Dickson (vs. Auburn, 1/22/94)
 Blair Savage (vs. Oklahoma, 12/12/89)
 Game, Defensive: 16, Shelly Wallace (vs. Texas A&M, 1/17/89; vs. SMU, 2/15/89)
 Half: 14, Blair Savage (vs. Oklahoma, 12/12/89)

Highest Rebound Average

Career: 10.5 (495 reb/47 games), Lauren Ervin (2006-08)
 Previous: 8.5 (1,013 reb/119 games), Shelly Wallace (85-89)
 Season: 12.7 (381 reb/30 games), Shelly Wallace (1988-89)

ASSISTS

Most Assists

Career: 717, Amy Wright (1998-2002)
 Season: 205, Amy Wright (2001-02)
 Game: 18, Donna Wilson (vs. Houston, 3/2/88)

Highest Assist Average

Career: 5.7 (332 asst/58 g), Donna Wilson (1987-89)
 Season: 6.2 (186 asst/30 g), Donna Wilson (88-89)

STEALS

Most Steals

Career: 293, Tracy Webb (1983-87)
 Season: 95, Tracy Webb (1986-87)
 Game: 12, Amanda Holley (vs. TCU, 1/11/83)

BLOCKS

Most Blocked Shots

Career: 235, Delmonica DeHorney (1987-91)
 Season: 83, Delmonica DeHorney (1989-90)
 Game: 9, Robyn Irwin (vs. SW Mo. St., 12/19/88)

TURNOVERS

Most Turnovers

Career: 447, Amy Wright (1998-2002)
 Season: 135, Tracy Webb (1986-87)
 Game: 21, Debbie Roe (vs. SW Mo. St., 1/29/77)

FOULS

Most Personal Fouls

Career: 323, Tracy Webb (1983-87)
 Season: 106, Connie Fitzgerald (1979-80)
 Game: 5, by 407 players through the 2010-11 season

GAMES PLAYED

Most Games Played

Career: 131, Amy Wright ('98-'02) & Wendi Willits ('97-'01)
 Season: 36, four players (1981-82)

Most Consecutive Games

Career: 131, Amy Wright (1998-2002)
 Season: 36, four players (1981-82)

Consecutive Games Started

87, Amber Nicholas (1988-92)

2011-12 RAZORBACKS



Shameka Christon



Christy Smith

RECORDS - INDIVIDUAL SEC GAMES

Regular-Season Games Only

(Season Min.: 70 FGA, 40 FTA, 75% games played)

SCORING

Most Points Scored

Career: 905, Shameka Christon, 2001-04
Season: 304, Shameka Christon, 2004
Game: 37, Dominique Washington (at UM, 2/26/05)
Half: 27, Shameka Christon (at UM, 2/29/04)

Highest Scoring Average

Career: 16.5, Shameka Christon, 2001-04
Season: 21.7, Shameka Christon, 2004

FIELD GOALS

Most Field Goal Attempts

Career: 764, Shameka Christon, 2001-04
Season: 241, Shameka Christon, 2004
Game: 24, S. Christon (at USC, 1/18/04; at LSU, 2/12/04)
Half: 16, Kimberly Wilson (vs. Florida, 2/2/97)

Most Field Goals

Career: 327, Shameka Christon, 2001-04
Season: 105, Shameka Christon, 2004
Game: 13, Shameka Christon (three times in 03-04)
Half: 10, S. Christon (at UM, 2/29/04; vs. LSU, 2/10/02)

Best Field Goal Percentage

Career: .588 (87-148), Karen Jones, 1995-98
Season: .614 (54-88), Lonniya Bragg, 2000
Game: 1.000 (9-9), Lauren Ervin (at Auburn, 1/14/07)
10+ : .769 (10-13), Shameka Christon (vs. LSU, 3/6/03)
Half: .833 (10-12), Shameka Christon (vs. LSU, 2/10/02)

3-POINTERS

Most Three-Point Attempts

Career: 342, Wendi Willits, 1998-2001
337, Lyndsay Harris, 2009-pres.
Season: 134, India Lewis, 2002
Game: 13, Wendi Willits (at Georgia, 2/21/99)
13, Lyndsay Harris (vs. Georgia, 1/13/11)
13, Lyndsay Harris (at Georgia, 2/3/11)
Half: 9, Kimberly Wilson (vs. Tenn., 12/29/96)
9, Lyndsay Harris (vs. Georgia, 1/13/11)

Most Three-Point Goals

Career: 137, Wendi Willits, 1998-2001
Season: 49, Wendi Willits, 1999
Game: 9, Wendi Willits (at Georgia, 2/21/99)
Half: 6, Lyndsay Harris (vs. Georgia, 1/13/11)

Best Three-Point Percentage

Career: .401 (137-342), Wendi Willits, 1998-2001
(min. 100 3pts)
Season: .500 (36-72), Kimberly Wilson, 1996
Game: .692 (9-13), Wendi Willits (at Ga., 2/21/99)
Half: 1.000 (5-5), Christy Smith (vs. Ga., 1/8/95)

FREE THROWS

Most Free Throw Attempts

Career: 234, Christy Smith, 1995-98
Season: 82, Shameka Christon, 2004
Game: 17, Shea Henderson (vs. Alabama, 2/2/94)
Half: 15, Shea Henderson (vs. Alabama, 2/2/94)

Most Free Throws

Career: 195, Christy Smith, 1995-98
Season: 67, Christy Smith, 1995
Game: 12, Shameka Christon (at Florida, 2/22/04);
Kristin Peoples (at Florida, 2/22/04)
Half: 10, Stephanie Bloomer (vs. LSU, 2/8/94)

Best Free Throw Percentage

Career: .833 (195-234), Christy Smith, 1995-98
(min. 150 FT made)
Season: .870 (67-77), Christy Smith, 1995 (min. 50 FT made)
Game: 1.000 (10-10), Stephanie Bloomer (vs. LSU, 2/8/94)
(min. 10 FT made)
Half: 1.000 (10-10), S. Bloomer (vs. LSU, 2/8/94)

REBOUNDS

Most Rebounds

Career: 306, Karyn Karlin, 1997-2000
Career, Offensive: 120, Karyn Karlin, 1997-2000
Career, Defensive: 199, Shameka Christon, 2001-04
Season: 137, Lauren Ervin, 2007
Season, Offensive: 56, Lauren Ervin, 2007
Season, Defensive: 81, Lauren Ervin, 2007
Game: 20, Lauren Ervin (at Florida, 1/21/07)
Game, Offensive: 9, Whitney Jones (VU, 1/29/09)
Game, Defensive: 13, Lauren Ervin (at Florida, 1/21/07)
Half: 11, Lauren Ervin (at Florida, 1/21/07) and
Whitney Jones (VU, 1/29/09)

Highest Rebound Average

Career: 9.5, Lauren Ervin, 2006-08
Season: 9.8, Lauren Ervin, 2007

ASSISTS

Most Assists

Career: 286, Amy Wright, 1999-2002
Season: 83, Rochelle Vaughn, 2004
Game: 12, Rochelle Vaughn (vs. Georgia, 2/8/04);
Amy Wright (vs. LSU, 2/11/99);
C'eira Ricketts (AU, 1/18/09)

STEALS

Most Steals

Career: 92, C'eira Ricketts 2009-pres.
Season: 34, C'eira Ricketts, 2010-11 (16g SEC schedule)
31, Christy Smith, 1995 (12g SEC schedule)
Game: 8, Brittney Vaughn (vs. Alabama, 1/18/07)

BLOCKS

Most Blocked Shots

Career: 79, Shameka Christon, 2001-04
Season: 28, Lauren Ervin, 2007
Game: 6, Lauren Ervin (vs. Ole Miss, 2/4/07)
6, Sarah Watkins (vs. Kentucky, 1/6/11)

TURNOVERS

Most Turnovers

Career: 204, Amy Wright, 1999-2002
Season: 60, Brittney Vaughn, 2007
Game: 15, Shea Henderson (vs. Kentucky, 2/5/94)

TIME PLAYED

Games Played

Career: 56, Amy Wright, 1999-2002; Dana Cherry, 200-03;
Rochelle Vaughn, 2003-06; Charity Ford, 2006-10
Career Games Started: 52, Amy Wright, 1999-2002; and
Shameka Christon, 2001-04
Consecutive Games Started: 43, Christy Smith, 1995-1998
(Only player to date who started every game played
against SEC opponents)

Minutes Played

Career: 1,738, Shameka Christon, 2001-04
Consecutive Minutes Played vs. SEC Opponents:
Career: 575, Christy Smith, 1994-1996
Single Season: 445, Christy Smith, 1996
Most Minutes, Season: 601, C'eira Ricketts, 2010-11
(16g SEC schedule)
535, Christy Smith, 1998 (12g SEC schedule)
Avg. Minutes Per Game: 40.5, Christy Smith, 1995

THE FACE BEHIND THE RECORD



Shameka Christon

Career Points and Season Points in SEC Games Only

The pride of Hot Springs, Ark., Shameka Christon was named to the SEC Freshman Team her rookie season at Arkansas. At the start of her career, it looked like the most improbable of honors as the 6-1 forward averaged less than 10 points per game during non-conference play. Once SEC games began, Christon elevated her game to average 13.5 ppg in her 13 league games. Breaking the school mark for points in a SEC season as a sophomore with 224, Christon repeated with a respectable 201 points as a junior. A change of coaching staffs led to a dramatic change in scoring for Christon. Her senior year, Christon shattered her own record with 304 points in 14 games played, finishing her career with 905 points in SEC regular season games. Adding in her 177 points from SEC Tournament games, Christon scored almost 1,100 of her career 1,951 points against SEC opponents. For her SEC-leading scoring average of 21.8 ppg, Christon was voted the SEC Player of the Year in 2004, *Associated Press* Third-Team All-America and Kodak All-America honorable mention.

2011-12 RAZORBACKS

RECORDS - TEAM IN A GAME

102

SCORING

Most Points Scored

Game: 115, vs. Oral Roberts (2/19/87)
First Half: 65, vs. Tennessee State (11/27/88)
Second Half: 67, vs. University of Detroit (12/1/89)

Fewest Points Scored

Game: 28, vs. Louisiana Tech (11/30/78)
Half: 11, vs. Louisiana Tech (11/30/78)

Largest Margin of Victory

79 (108-29), vs. Bartlesville Wesleyan (2/18/77)

Most Points Allowed

Game: 114, vs. Stanford (3/24/90)
Half: 63, vs. Texas (1/9/89)

Fewest Points Allowed

Game: 19, vs. Bartlesville Wesleyan (12/4/76)
Half: 8, vs. Montana State (1/5/03)

Points Scored, Both Teams

High: 201 (87-114), vs. Stanford (3/24/90)
Low: 82 (49-33), vs. Coppin State (12/29/05)
82 (42-40) vs. LSU (2/20/11)

Largest Margin of Defeat

54 (28-82), vs. Louisiana Tech (11/30/78)

Most Double-Digit Scorers

7, vs. TCU (109-59); Burkes, 10; Dawson, 23; Wynn, 17; Webb, 11; Williams, 11; Valley, 14; Wallace, 19) (2/4/86)

Fewest Double-Digit Scorers

0, six times. Most Recent: LSU (1/7/10)

All Starters in Double Digits

11 times. Most Recent: vs. Alabama (1/11/98)

FIELD GOALS

Most Field Goals

Game: 51, vs. University of Detroit (12/1/89)
Half: 30, vs. University of Detroit (12/1/89)

Most Field Goal Attempts

Game: 97, vs. Cottey College (2/2/78)
Half: 57, vs. University of Detroit (12/1/89)

Fewest Field Goals

Game: 8, vs. Louisiana Tech (11/30/78)
Half: 3, vs. Louisiana Tech (11/30/78)

Fewest Field Goal Attempts

Game: 41, at Auburn (1/22/95)
Half: 21, vs. Texas (1/29/81)

Best Field Goal Percentage

Game: .667 (32-48), vs. UTSA (12/3/88)
Half: .900 (18-20), vs. UTSA (12/3/88)

Worst Field Goal Percentage

Game: .195 (8-41), vs. Louisiana Tech (11/30/78)
Half: .115 (3-26), vs. Wichita State (1/8/81)

Best Defensive Percentage

Game: .185 (12-65), by Texas-Arlington (12/22/92)
Half: .083 (2-24), by Montana State (1/5/03)

3-POINTERS

Most Three-Point Goals

Game: 15, vs. Providence (11/16/98)
Half: 8, at Vandy (1/21/01); vs. Providence (11/16/98)

Fewest Three-Point Goals

Game: 0, at Rice (1/2/91); Kentucky (1/23/98);
at Vandy (2/17/05)
Half: 0, several times (Most recent: at Vanderbilt, 2/17/05)

Most Three-Point Attempts

Game: 32, at UMKC (1/25/05)
Half: 20, at UMKC (1/25/05)

Fewest Three-Point Attempts

Game: 0, several times (Most rec.: at UNO, 1/22/90)
Half: 0, several times (Most recent: UF, 2/8/01)

Best Three-Point Goal Pct.

Game: .875 (7-8), vs. Vanderbilt (1/23/2000)
10 Att.: .714 (10-14), vs. Lipscomb (11/11/2007)
Half: 1.000 (5-5), vs. Vanderbilt (1/23/2000)

Worst Three-Point Goal Pct.

Game: .000, several. (Most rec. (0-18), VU (2/17/05)
Half: .000 several. (Most rec.: Vanderbilt, 2/17/05)

FREE THROWS

Most Free Throws

Game: 38, at Florida (2/22/04)
Half: 26, vs. Grambling (12/17/81)

Fewest Free Throws

Game: 0, at LSU (2/25/10)
Half: 0, seven times (Most rec.: at LSU, 2/25/10)

Most Free Throw Attempts

Game: 54, at Florida (2/22/04)
Half: 33, vs. Ala. (2/2/94) & vs. Grambling (12/17/81)

Fewest Free Throw Attempts

Game: 0, at LSU, 2/25/10
Half: 0, nine times (Most rec: at LSU, 2/25/10)

Best Free Throw Percentage

Game: 1.000 (10-10), vs. Florida (1/26/06)

(Notable previous: .950 (21-22), vs. McNeese, 2/14/87)
Half: 1.000 (19-19), vs. Southern-BR (1/23/82)

Worst Free Throw Percentage

Game: .000 (0-0), at LSU (2/25/10)
Half: .000, twice, (Most rec. 0-0 at LSU, 2/25/10)

REBOUNDS

Most Rebounds

Game: 74, vs. Mississippi Valley (11/24/89)
Half: 36, vs. Mississippi Valley (11/24/89)
Offensive, Game: 37, vs. Miss. Valley (11/24/89)

Most Double-Digit Rebounders

3, vs. Baylor (Wallace 13, Irwin 11, DeHorney 11) (2/20/88)

ASSISTS

Most Assists

34, vs. University of Detroit (12/1/89)

STEALS

Most Steals

29, vs. Western Kentucky (11/28/04)

TURNOVERS

Most Turnovers

45, Alabama State (11/19/04; vs. North Ark. CC. (11/19/76)

Fewest Turnovers

4, vs. Wichita State (2/20/82)

Most Opponent Turnovers

43, vs. Murray State (12/5/90)

BLOCKS

Most Blocked Shots

12, vs. Northeast Louisiana (12/5/82)

FOULS

Most Personal Fouls

34, at South Carolina (1/30/93)

Most Players Fouled Out

4, vs. Northeast Oklahoma (2/19/79); vs. Texas
Southern (3/19/82); vs. Texas Tech (3/5/84)



Amy Wright

Career Assists and Consecutive Games Played

Recruited from Williamsburg, Ind., to become the next great point guard in Arkansas history, Amy Wright did not disappoint. A starter at the point from her first day at Arkansas, she broke the freshman assist record of her immediate predecessor, Christy Smith, and never looked back. Assists became her passion, and Wright rewrote the Arkansas record books in her four seasons, removing both her coach and Hall of Honor member Amber Nicholas Shirey and Smith from almost all the major records. Her 172 assists as a freshman led Arkansas to the WNIT Championship and was the closest anyone had come to Donna Wilson's 1988 season record. Her junior season, Wright crushed Wilson's mark with 198 to take Arkansas to the second round of the NCAA tournament. By the end of her career, the only assist records Wright was breaking were her own, including 205 her senior season. Closing her career with 717, she has almost 200 more assists than the former career leader Nicholas Shirey. Wright had more double-digit assist games than any other player, and became the first player in recorded Razorback history to get the hard double of 10 assists and 10 rebounds (versus Miss. State as a junior). In her four seasons, she never missed a game, playing 131 consecutive to break Sytia Messer's mark of 128. Of all her statistics, the one no other point guard can touch is leading her team to four consecutive post-season berths. After closing her playing career with WNBA draft camp, Wright spent one season with Arkansas in marketing before becoming an assistant coach for the 2003-04 season at South Florida.

RECORDS - SEC REGULAR SEASON GAME

SCORING

Points Scored

Game, High: 102, vs. Alabama (1/11/98)
Game, Low: 34, vs. Vanderbilt (1/28/07)
Half, High: 56, vs. Auburn (2/9/97)
Half, Low: 14, vs. Vanderbilt (1/28/07), at USC (1/30/93);
at LSU (2/19/06)

Opponent Points Scored

Game, High: 105, by Tennessee (2/29/92)
Game, Low: 40, by LSU (2/20/11)
(Previous: 42, by Miss. State (1/27/08))
Half, High: 60, by Tennessee (2/29/92)
Half, Low: 13, by Kentucky (1/14/01)

Margin of Victory

Best: +39, vs. Florida (1/16/03)
Worst: -46, at Tennessee (2/29/92); at LSU (1/20/05)

FIELD GOALS

Field Goal Attempts

Game, High: 79, at Georgia (1/21/98)
Game, Low: 41, at Auburn (1/22/95)
Half, High: 45, vs. Florida (2/4/99)
Half, Low: 18, at S. Carolina (1/30/93)

Field Goals

Game, High: 35, vs. Miss. State (2/26/95)
Game, Low: 10, vs. Vanderbilt (1/28/07)
Half, High: 20, at S. Carolina (1/24/99)
Half, Low: 4, at Auburn (1/26/03); vs. Vandy (1/28/07)

Best Field Goal Percentage

Game: .604 (32-53), vs. LSU (2/11/99)
Half: .692 (18-26), vs. LSU (2/11/99)
Opponent Game: .725 (29-40), at Vandy (1/23/03)
Opponent Half: .783 (18-23), at Vandy (1/23/03)

Worst Field Goal Percentage

Game: .217 (10-46), vs. Vanderbilt (1/28/07)
Half: .135 (5-37), at Florida (2/22/04)
Opponent Game: .238 (15-63), vs. MSU (2/13/93)
Opponent Half: .147 (4-34), at Miss. St. (2/26/94)

3-POINTERS

Three-Point Attempts

Game, High: 32, vs. Auburn (1/25/04)
Game, Low: 5, vs. Kentucky (1/23/93)
Half, High: 17, vs. Auburn (1/25/04)
Half, Low: 1, vs. S. Carolina (1/30/93)

Three-Point Goals

Game, High: 13, vs. Alabama (1/11/98); vs. Auburn (1/12/06)
Game, Low: 0, vs. Kentucky (1/23/93)
Half, High: 8, at Vanderbilt (1/21/01)
Half, Low: 0, 15 times (Most recent: Ole Miss, 2/18/10)

Three-Point Percentage

Game, High: .875 (7-8), Vanderbilt (1/23/00)
Game, Low: .000 (0-10), Florida (1/16/93)
Half, High: 1.000 (5-5), Vanderbilt (1/23/00)
Half, Low: .000 (0-12), Florida (2/8/01); (0-4),
at Kentucky (1-21-10); (0-2), Ole Miss (2/18/10)

SEC SEASON

(Before 1998, the SEC regular season was less than 14 games. Absolute marks from 11 and 12 game years and 14 game years where a pre-1998 season holds the mark are noted in brackets.)

103

SCORING

Points Scored: 1,032 (1998)
Low: 815 (2008) [668, 1993]
Most Points Allowed: 1,097 (2010)
Low: 932 (2001) [790, 1995]
Highest Scoring Average: 73.7 (1998)
Lowest Scoring Average: 58.2 (2008)
Best Defensive Average: 60.9 (2010)
Worst Defensive Average: 75.8 (1999)
Best Scoring Margin: -0.4 (2001)
Worst Scoring Margin: -13.2 (2005)

FIELD GOALS

Field Goals: 354 (1998)
Low: 315 (2008) [237, 1993]
Field Goal Attempts: 953 (2010)
Low: 782 (2000) [603, 1995]
Best Field Goal %: .426 (2000) [.456, 1995]
Worst Field Goal Percentage: .355 (2005)
Best Def. FG Pct.: .423 (1999) [.402, 1993]
Worst Defensive FG Pct.: .466 (2006)

FREE THROWS

Free Throws: 204 (1995) [14g, 201, 1999]
Low: 98 (2006)
Free Throw Attempts: 301 (2004)
Low: 151 (2006)
Free Throw Pct.: .779 (1995)
[14g, .722, 2003]
Low: .617 (2005)

FREE THROWS

Free Throw Attempts

Game, High: 54, at Florida (2/22/04)
Game, Low: 0, at LSU (2/25/10)
Half, High: 33, vs. Alabama (2/2/94)
Half, Low: 0, five times (Most rec: at LSU, 2/25/10)

Free Throws

Game, High: 38, at Florida (2/22/04)
Game, Low: 0, at LSU (2/25/10)
Half, High: 22, at Florida (2/22/04)
Half, Low: 0, six times (Most rec: at LSU, 2/25/10)

Best Free Throw Percentage

Game: 1.000 (10-10), vs. Florida (1/26/06) (min. 10 att.)
Half: .933 (14-15), vs. LSU (2/8/94) (min. 15 att.)

Worst Free Throw Percentage

Game: .000 (0-0) at LSU (2/25/10); .143 (1-6),
at Vanderbilt (2/9/06)
Half: .000, twice, Most Rec.: at LSU (2/25/10)

REBOUNDS

Most Rebounds

Game: 58, at Vanderbilt (1/29/09)
Game, Offensive: 28, at Vanderbilt (1/29/09)
Game, Defensive: 33, vs. Florida (1/20/93); 35,
at Alabama (OT) (1/24/10)
Half: 31, at Alabama (2/20/93)

Fewest Rebounds

Game: 19, at Florida (2/5/98)
Offensive: 3, at Florida (2/4/96)
Defensive: 8, at Auburn (1/26/03)

THREE-POINT GOALS

Three-Pointers: 113 (2006)
Low: 49 (2003) [24, 1993]
Three-Point Attempts: 323 (2006)
Low: 166 (2003) [95, 1993]
Three-Point Pct.: .395 (2000)
Low: .260 (2005) [.253, 1993]
Best Def. 3-Pt. Pct.: .276 (2006) [.243, 1993]
Worst Defensive 3-Pt. Pct.: .379 (2008)

REBOUNDS

Rebounds: 577 (1999)
Low: 455 (2008) [376, 1995]
Reb. Ave.: 40.4 (1993) [14g, 36.9, 1999]
Low: 32.6 (2000)
Best Reb. Mar.: -1.9 (1993) [14g, -2.8, 1999]
Worst Rebound Margin: -10.3 (2005)

ASSISTS, STEALS, BLOCKS

Assists: 211 (2006)
Low: 161 (2008) [109, 1993]
Steals: 148 (2005)
Low: 84 (1999) [77, 1996]
Blocked Shots: 71 (2007)
Low: 27 (2001) [18, 1996]

TURNOVERS

Turnovers: 278 (1999)
Low: 218 (2008) [193, 1995]

MISCELLANEOUS

Assists

Game, High: 25, vs. Miss. State (2/26/95)
Game, Low: 3, at S. Carolina (1/30/93)*

* -- *Disputed 2002 box score at LSU, scored only one assist*

Steals

Game, High: 17, at Florida (2/22/04)
Game, Low: 1, vs. LSU (2/28/08); vs. S. Carolina (1/24/99)

Turnovers

Game, High: 34, at Tennessee (2/29/92)
Game, Low: 8, vs. Auburn (2/10/08); at Vanderbilt (2/9/06)

Personal Fouls

Game, High: 34, at S. Carolina (1/30/93)

Blocked Shots

Game: 11, vs. USC (2/8/07); vs. Ole Miss (2/4/07);
vs. Kentucky (1/6/11)

Opponent Turnovers: 307 (1998)
Low: 197 (2008) [175, 1996]

FOULS

Personal Fouls: 295 (205)
Low: 197 (2008) [193, 1995]
Opponent Fouls: 310 (1998)
Low: 177 (2008)
Players Fouled Out: 12 (1993) [14g, 8, 1999]
Low: 0 (1998)
Opponent Players Fouled Out: 13 (1998)
Low: 1 (2008)

GAMES & STREAKS

Best Winning %: .500 (7-7) 1998, 2002, 2003
[Less than 14 game season: .636 (7-4) 1995]
Worst Winning %: .143 (2-12) 2008
Most Games Won: 7 (1995, 1998, 2002, 2003)
Fewest Games Won: 2 (2008)
Most Games Lost: 12 (2008, 2010)
Fewest Games Lost: 4 (1995)
[14 game season: 7, 1998, 2002, 2003]
Best Start: 3-0 (2003, 2005)
Best Starts to Second Loss: 5-1 (2005)
Worst Start: 0-6 (2010)
Most Consecutive Games Won: 5 (2009)
Most Consecutive Games Lost: 11 (2007 [9] & 2008 [2])

RECORDS - SEC TOURNAMENT

104

INDIVIDUAL

Points: 40, Shameka Christon (vs. Vandy, 3/2/02)
Points by Opponent: 44, LaToya Thomas, MSU (3/1/01)
Field Goals: 16, Shameka Christon (vs. Vandy, 3/2/02)
Field Goal Att.: 23, Shameka Christon (vs. LSU, 3/7/03 & vs. Vandy, 3/2/02)
Field Goal Pct.: .696, (16-23) Shameka Christon (vs. Vandy, 3/2/02)
Three-Point Goals: 6, Lyndsay Harris (vs. Florida, 3/3/11)
Three-Point Att.: 13, Kimberly Wilson (vs. Georgia, 3/4/94)
Three-Point Pct.: .667 (4-6), Shameka Christon (vs UF, 3/2/01) .667 (6-9), Lyndsay Harris (vs. Florida, 3/3/11)
Free Throws: 10, Christy Smith (vs. Alabama, 3/4/95)
Free Throw Att.: 10, Dana Cherry (vs. Alabama, 3/6/03); Christy Smith (vs. Alabama, 3/4/95)
Free Throw Pct.: 1.000 (10-10), Christy Smith (vs. AL, 3/4/95)
Rebounds: 12, Kristin Moore (vs. MSU, 3/4/04); Celia Anderson (MSU, 3/1/01); Karen Jones (UK, 2/28/97)
Rebounds by Opponent: 19, Jennifer Humphrey, Ky. (3/1/07)
Assists: 12, Amy Wright (vs. Miss. State, 3/1/01)
Blocked Shots: 4, Lauren Ervin (vs. Kentucky, 3/1/07)
Turnovers: 7, Brittney Vaughn (vs. Kentucky, 3/1/07)
Steals: 6, Shea Henderson (vs. Georgia, 3/4/94); C'eira Ricketts (vs. Florida, 3/3/11)
Minutes Played: Charity Ford (vs. Vandy, 3/4/10-OT) 40, Christy Smith (vs. USC, 3/3/95 and vs. Bama, 3/4/95); Dominique Washington (vs Kentucky, 3/1/07)

SEC TOURNAMENT SEEDING

2011 9th	2004 9th	1997 7th
2010 12th	2003 7th	1996 10th
2009 8th	2002 7th	1995 5th
2008 11th	2001 7th	1994 9th
2007 10th	2000 10th	1993 10th
2006 9th	1999 11th	1992 11th
2005 11th	1998 7th	

SEC TOURNAMENT RESULTS

2011 First Round (I. Florida, 59-68)
 2010 First Round (I. Vanderbilt, 64-65 OT)
 2009 First Round (I. Ole Miss, 65-60)
 2008 First Round (I. Auburn, 73-51)
 2007 First Round (I. Kentucky, 72-57)
 2006 First Round (I. Ole Miss, 94-64)
 2005 Second Round (d. Miss State, 80-73; I. #20 Vanderbilt, 79-60)
 2004 First Round (I. Miss State, 79-73)
 2003 Second Round (d. Alabama, 53-48; I. #6 LSU 78-72)
 2002 Semifinalist (d. Ole Miss, 78-60; d. #12 USC, 79-61; I. #6 Vanderbilt, 81-78)
 2001 Semifinalist (d. Miss State, 94-76; d. #10 Florida, 78-69; I. #6 Georgia, 63-44)
 2000 First round (I. Florida, 96-86)
 1999 First round (I. Miss State, 79-70)
 1998 Second round (d. Auburn, 59-43; I. #10 Florida, 63-49)
 1997 Second round (d. Kentucky, 71-60; I. #7 Alabama, 85-63)
 1996 First round (I. Ole Miss, 76-73)
 1995 Second round (d. USC, 80-70; I. #16 Alabama, 86-72)
 1994 First round (I. Georgia, 84-62)
 1993 First round (I. Georgia, 84-73)
 1992 First round (I. Kentucky, 79-63)

TEAM

Points
 Game, High: 94 vs. Miss State, 3/1/01
 Game, Low: 44 vs. Georgia, 3/3/01
 Opponent High: 96 by Florida, 3/2/00
 Half, High: (2nd) 52 vs. VU, 3/2/02; vs. MSU, 3/1/01 (1st) 48 vs. Florida, 3/2/00
 Half, Low: 13 (1st) vs. Georgia, 3/3/01
Field Goals
 High: 39 vs. Miss. State, 3/1/01
 Low: 16 vs. Georgia, 3/3/01
Field Goal Attempts
 High: 81 vs. Ole Miss, 3/2/06
 Low: 52 vs. Auburn, 2/27/98
Field Goal Percentage
 High: .509 vs. Miss. State, 3/6/05
 Low: .267 vs. Georgia, 3/3/01
 Opponent, High: .750 by Georgia, 3/5/93
 Opponent, Low: .308 by Auburn, 2/27/98
Three-Point Goals
 High: 9 vs. Florida, 3/3/11 (regulation) 9 vs. Vanderbilt, 3/4/10 (overtime)
 Low: 1 vs. Florida, 2/28/98
Three-Point Attempts
 High: 24 vs. Vanderbilt, 3/4/10 (overtime) 23 vs. Ole Miss, 3/2/06 (regulation)
 Low: 8 vs. Kentucky, 3/1/07; LSU, 3/7/03
Three-Point Percentage
 High: .471 vs. Florida, 3/2/01
 Low: .070 vs. Florida, 2/27/98
 Opponent, High: .750 by Georgia, 3/5/93
 Opponent, Low: .111 by Auburn, 2/27/98
Free Throws
 High: 29 vs. USC, 3/3/95
 Low: 6 vs. Kentucky, 3/1/07 6 vs. Florida, 3/3/11
Free Throw Attempts
 High: 33 vs. USC, 3/3/95
 Low: 6 vs. Kentucky, 3/1/07
Free Throw Percentage
 High: .889 vs. Miss. State, 3/1/01
 Low: .556 vs. Kentucky, 3/6/92
 Opponent, High: 1.000 by USC, 3/3/95
 Opponent, Low: .476 by Auburn, 2/27/98

Arkansas' most common SEC tournament opponent is Miss State (2-2), Florida (1-3) and Ole Miss (1-3) with four games, followed by three each for Alabama (1-2), Kentucky (1-2), Georgia (0-3) and Vanderbilt (0-3). Arkansas is even with Auburn (1-1), but has never lost to South Carolina (2-0), UA has never beaten Georgia, Vanderbilt (0-3) or LSU (0-1). The only team Arkansas has never played at the SEC Tournament? Tennessee.



Rebounds

Rebounds, High: 49 vs. Ole Miss, 3/2/06
 Rebounds, Low: 25 vs. Vanderbilt, 3/7/05
 Offensive, High: 18 vs. Ole Miss, 3/2/06
 Offensive, Low: 7 vs. Florida, 3/2/01; Alabama, 3/4/95
 Defensive, High: 31, Ole Miss, 3/2/06
 Defensive, Low: 12 vs. Florida, 3/2/00
 Opponent, High: 57 by Florida, 3/2/01; UK, 3/6/92
 Opponent, Low: 26, by Miss. State, 3/4/04

Assists

High: 21 vs. Miss. State, 3/1/01
 Low: 7 vs. Georgia, 3/5/93; vs. Florida, 3/3/11

Blocked Shots

High: 8 vs. Kentucky, 3/1/07
 Low: 0 vs. Florida, 3/2/00

Steals

High: 13 vs. Kentucky, 3/6/92
 Low: 3 vs. Ole Miss, 3/1/96

Turnovers

High: 22 vs. Miss. State, 3/4/04
 Low: 4 vs. Vanderbilt, 3/2/02

Personal Fouls

High: 27 vs. Kentucky, 3/6/92
 Low: 11 vs. USC, 3/3/95



Shameka Christon broke four Arkansas records for SEC Tournament games in the semifinals of the 2002 event in Nashville. Her 67 points over three games led to her selection to the five-player all-tournament team, the first for Arkansas since joining the league in 1992. During her four years, she scored 177 points in SEC Tournament games.

RECORDS - TEAM IN A SEASON

SCORING

Scoring

- Most Points Scored: 2,644 (1990-91)
- Fewest Points Scored: 1,100 (1978-79)
- Most Points Allowed: 2,405 (1998-99)
- Fewest Points Allowed: 1,242 (1978-79)
- Highest Scoring Average: 83.0 (2,490, 30 games, 1988-89)
- Lowest Defensive Average: 55.9 (1979-80)
- Highest Winning Margin: 16.4 (1990-91)
- Most Players in Double Digits: 4 (7 times) (Most rec: 2000-01)
- Least Players in Double Digits: 0 (1992-93)

Field Goals

- Most Field Goals: 1,061 (1990-91)
- Most Field Goal Attempts: 2,092 (1998-99)
- Best Field Goal Percentage: .523 (1,051-2,028, 1990-91)
- Worst Field Goal Percentage: .379 (412-1,087, 1978-79)
- Best Defensive Field Goal Pct.: .368 (740-2010; 2010-11)
- Worst Defensive Field Goal Pct.: .479 (816-1,705, 1984-85)

Free Throws

- Most Free Throws: 722 (1981-82)
- Most Free Throw Attempts: 1,000 (1981-82)
- Best Free Throw Pct.: .770 (565-734), (1994-95)
- Worst Free Throw Pct.: .610 (401-657) 2004-05

Three-Point Goals

- Most Three-Point Goals: 202 (2000-01)
- Most Three-Point Goal Attempts: 592 (2005-06)
(Previous: 554, 2003-04)
- Best Three-Point Goal Pct.: .427 (93-218, 1990-91)
- Worst Three-Point Goal Pct.: .118 (2-17, 1986-87)
- Best Defensive Three-Point Pct.: .239 (70-293, 1992-93)
- Worst Defensive Three-Point Pct.: .380 (87-229, 1989-90)

REBOUNDS

Rebounds

- Most Rebounds: 1,540 (1981-82)
- Fewest Rebounds: 675 (1978-79)
- Highest Rebound Average: 44.2 (1989-90)
- Lowest Rebound Average: 33.7 (1978-79)
- Highest Reb. Margin: +7.2 (1989-90; 1985-86)
- Lowest Rebound Margin: -7.1 (1979-80)

MISCELLANEOUS

Assists

- Most Assists: 694 (1990-91)

Steals, Blocked Shots

- Most Steals: 388 (2004-05)
- Most Blocked Shots: 165 (2006-07)

Turnovers

- Most Turnovers: 772 (1981-82)
- Fewest Turnovers: 433 (2001-02)
- Most Opponent Turnovers: 751 (1997-98)
- Fewest Opponent Turnovers: 402 (1978-79)

Fouls

- Most Personal Fouls: 702 (1981-82)
- Most Opponent Fouls: 914 (1981-82)
- Most Players Fouled Out: 22 (1980-81)
- Most Opponent Players Fouled Out: 47 (1981-82)

THE FACE BEHIND THE RECORD



SHELLY WALLACE

Career Rebounds

Shelly Wallace's career parallels Arkansas' rise to national prominence, leading the Razorbacks to their first NCAA playoff berth and the 1987 Women's NIT title. Wallace made her biggest record impact with rebounding. She is the only Arkansas women's basketball player to go over the 1,000 mark in rebounds and one of only two in Southwest Conference history. However, she was Arkansas' greatest double threat. Wallace was the first -- and only -- player to average in double figures in points and rebounds for a season (16.5 ppg, 11.8 rpg in 1987-88). She also is the only player to score over 40 points, setting the school record with 44, and has the most 30-plus games (seven) of any player. She was also an honorable mention Kodak All-American as a senior, yet another first at Arkansas.

THE FACE BEHIND THE RECORD

DELMONICA DEHORNEY

Career Blocked Shots

While her mark in the career record book is for blocked shots, Delmonica DeHorney was the greatest inside player in Razorback history. She was second only to Bettye Fiscus in points, and she was the first, and to date the only, Razorback to earn Kodak All-America honors. DeHorney also is the most accurate shooter in school history for a season or career. In fact, she set the season shooting record in three of her four years. A back-to-back SWC Player of the Year, she led the SWC in scoring and Arkansas to consecutive league titles. The SWC Newcomer as a freshman, she was the only player in SWC history to earn three league awards. She shattered the previous blocked shot records, and became the career leader after her junior year. In one season, 1989-90, DeHorney had more blocks (83) than all but two players in school history had for their careers. DeHorney went on to play professionally in Japan after completing her four-year career at Arkansas.

Of her 235 career blocks, the three most important in DeHorney's career came in the first half of the Feb. 23, 1990, game at Texas. All three came against UT's star forward Susan Anderson, shutting down the Lady Longhorns' inside game and allowing Arkansas to take a 38-31 halftime lead. UA went on to break UT's 183-game SWC winning streak.



Games

- Most Games Played: 36 (1981-82)
- Fewest Games Played: 16 (1976-77)
- Best Winning Percentage: .875 (28-4, 1990-91)
- Worst Winning Percentage: .350 (7-13, 1978-79)
- Most Games Won: 28 (1990-91)
- Fewest Games Won: 7 (1978-79)
- Most Games Lost: 18 (2009-10)
- Fewest Games Lost: 4 (1990-91)
- Most 100-Point Games: 5 (1990-91)
- Most Regular-Season Wins: 24 (1990-91)
- Fewest Regular-Season Losses: 3 (1990-91)
- Longest Season: 131 days, 1998-99
- Earliest Opener: Nov. 12, 2010 (vs. Florida A&M)
- Latest Game: Mar. 27, 1998 (vs. Tennessee, Final Four)
March 27, 2011 (vs. Illinois State, WNIT)

Streaks

- Best Start: 15-0 (2007-08) (Previous: 8-0, 1999-2000)
- Best Starts to Second Loss: 15-1 (2007-08)
(Previous: 15-1, (06-07) 13-1 (95-96); 12-1 (96-97)
- Best Start, SEC Games: 3-0 (2005-06) & 5-1 (2005-06)
- Worst Start: 0-6 (2009-10)
- Consecutive Games Won: 15 (Open 2007-08 season)
(Previous: 13, Close of 1998-99 season; opening 1999-'00)
- Consecutive Games Lost: 10 (2006-07 to 2007-08)
(Previous: 9, 2005-06)
- Consecutive Home Games Won: 23 (1989-1991)
- Consecutive Home Games Lost: 6 (2010-11)
(Previous: 5, 2006-07)
- Consecutive Road Games Won: 12 (1989-90)
- Consecutive Road Games Lost: 9 (1980-81)
- Consecutive Neutral Games Won: 5 (2007-08)
(Previous: 4, 1997-98)
- Consecutive SEC Games Won: 4
- Consecutive SEC Games Lost: 10
- Best Winning Pct. on the Road: .923 (12-1, 1989-90)
- Best Winning Percentage at Home: 1.000
(14-0, 90-91; 9-0, 82-83; 12-0, 81-82; 6-0, 76-77)

RECORDS - CLASS

106

GAME

Most Points

Freshman: 37, Bettye Fiscus (vs. Ak.-Anch., 2/27/81)
 Sophomore: 40, Shameka Christon (vs. Vanderbilt, 3/2/02)
 Junior: 39, Delmonica DeHorney (vs. Stanford, 3/24/90)
 Senior: 44, Shelly Wallace (vs. Oral Roberts, 12/12/89)

Most Rebounds

Freshman: 18, Bettye Fiscus (vs. Kansas State, 1/2/82)
 Sophomore: 19, Lita Stricklin (vs. NE Okla., 1/20/79)
 Junior: 22, Shelly Wallace (vs. SMU, 2/13/88)
 Senior: 20, Monica Brown (vs. SMU, 1/21/86)

Most Assists

Freshman: 12, Amy Wright (vs. LSU, 2/11/99);
 C'eira Ricketts (at AU, 1/18/09)
 Sophomore: 14, India Lewis (vs. Howard, 2/15/01)
 Junior: 18, Donna Wilson (vs. Houston, 3/2/88)
 Senior: 11, Amy Wright (vs. Kansas St., 3/17/02);
 Tracy Webb (vs. BU, 2/21/87)

Most Steals

Freshman: 7, India Lewis (at Princeton, 11/27/99)
 Sophomore: 12, Amanda Holley (vs. TCU, 1/11/83)
 Junior: 8, Sheree Thompson (vs. Idaho St., 11/26/04)
 Angela Davis (vs. Alabama St., 11/29/91)
 Senior: 10, India Lewis (vs. Tulsa, 12/9/02)

Most Blocked Shots

Freshman: 7, Delmonica DeHorney (vs. TCU, 1/9/88)
 Sophomore: 6, Sarah Watkins (vs. Kentucky, 1/6/11)
 Junior: 9, Robyn Irwin (vs. SW Missouri, 12/19/88)
 Senior: 6, Joy Oakley (vs. Tulsa, 12/5/01);
 Delmonica DeHorney (vs. Houston, 3/7/91);
 Sarah Watkins (vs. Kentucky, 1/6/11)

SEASON

Most Points

Freshman: 655, Bettye Fiscus
 Sophomore: 517, Shameka Christon
 Junior: 581, Delmonica DeHorney
 Senior: 692, Shelly Wallace

Scoring Average

Freshman: 18.7, Bettye Fiscus
 Sophomore: 18.1, Sha Hopson
 Junior: 20.0, Delmonica DeHorney
 Senior: 23.1, Shelly Wallace

Most Rebounds

Freshman: 282, Bettye Fiscus
 Sophomore: 217, Blair Savage
 Junior: 329, Shelly Wallace
 Senior: 381, Shelly Wallace

Three-Point Goals

Freshman: 66, India Lewis
 Sophomore: 104, Wendi Willits
 Junior: 89, India Lewis & Kimberly Wilson
 Senior: 87, Wendi Willits

Rebound Average

Freshman: 8.1, Bettye Fiscus
 Sophomore: 7.3, Bettye Fiscus & Amanda Holley
 Junior: 11.8, Shelly Wallace
 Senior: 12.7, Shelly Wallace

HIGH POINT GAMES


40 POINTS

44, Shelly Wallace, vs. Oral Roberts, 12/12/88 (1)
 40, Shameka Christon, vs. #8 Vanderbilt, 3/2/02 * !

30 POINTS

39, Delmonica DeHorney, vs. #2 Stanford, 3/24/90 \$
 37, Dominique Washington, vs. Ole Miss, 2/226/06 ^ &
 37, Bettye Fiscus, at Alaska-Anchorage, 2/27/82
 36, Shameka Christon, vs. Clemson, 3/15/02
 36, Shannon Jones, vs. Washington St., 12/31/92
 36, Shelly Wallace, vs. SMU, 2/15/89
 35, Wendi Willits, vs. Oklahoma, 3/14/99 @
 35, Shelly Wallace, at SW Missouri, 12/17/88 (1)
 34, Delmonica DeHorney, vs. Texas Tech, 1/6/90
 34, Shelly Wallace, vs. Texas Tech, 3/8/89
 34, Shelly Wallace, at Texas Tech, 2/2/88
 34, Lanell Dawson, vs. TCU, 1/4/86
 33, Shameka Christon, at Ole Miss, 2/29/04
 33, Shameka Christon, vs. #6 LSU, 3/7/03
 33, Wendi Willits, at Georgia, 2/21/99
 33, Christy Smith, vs. Ohio State, 11/19/95
 33, Delmonica DeHorney, vs. Lamar, 3/20/91
 33, Delmonica DeHorney, vs. SW Missouri, 12/19/87
 32, Kimberly Wilson, vs. Pitt, 11/25/94
 32, Delmonica DeHorney, vs. #6 SFA, 3/22/90
 32, Shelly Wallace, vs. Houston, 3/4/89
 32, Shelly Wallace, vs. Texas-San Antonio, 12/3/88
 31, Shameka Christon, at South Carolina, 1/18/04
 31, Shameka Christon, at Alabama, 2/15/04
 31, Christy Smith, vs. Dayton, 1/2/96
 31, Del. DeHorney, vs. #22 Northwestern, 3/16/91
 31, Lisa Martin, vs. #6 Texas, 3/11/89
 31, Bettye Fiscus, vs. Oklahoma City, 3/11/82
 31, Lita Stricklin, vs. Phillips, 2/15/80
 30, Sytia Messer, vs. Memphis, 12/19/97
 30, Kimberly Wilson, vs. LSU, 1/31/96
 30, Christy Smith, vs. Alabama, 3/4/95
 30, Shea Henderson, vs. SMU, 12/21/93
 30, Amber Nicholas, vs. Baylor, 3/6/91
 30, Juliet Jackson, at #6 Georgia, 3/18/90
 30, Lanell Dawson, vs. Providence, 3/20/87
 30, Bettye Fiscus, vs. Delta State, 2/7/83
 30, Bettye Fiscus, vs. New Orleans, 3/13/82
 30, Bettye Fiscus, vs. Wichita State, 2/20/82
 30, Kim Bunge, vs. McNeese, 2/14/81
 30, Lita Stricklin, vs. N' eastern Okla., 2/1/80

\$ -- Most in NCAA tournament game
 * -- Most versus ranked team
 ^ -- Most in SEC regular season game
 ! -- Most in SEC tournament game
 @ -- Most in WNIT/NWIT game
 & -- Most by player off the bench
 (1) -- Most in consecutive games



Shelly Wallace holds the UA women's scoring record for a game as well as the most entries on the high-point list with seven. Shameka Christon and Delmonica DeHorney are next with six each.

Most Assists

Freshman: 172, Amy Wright
 Sophomore: 169, Amber Nicholas
 Junior: 198, Amy Wright
 Senior: 205, Amy Wright

Most Steals

Freshman: 89, Christy Smith
 Sophomore: 88, Lita Stricklin
 Junior: 80, Connie Fitzgerald
 Senior: 95, Tracy Webb

Most Blocked Shots

Freshman: 55, Amanda Holley
 Sophomore: 58, Sarah Watkins
 Junior: 83, Delmonica DeHorney
 Senior: 70, Delmonica DeHorney

RECORDS - EXHIBITION GAME

Arkansas Team Records

Most Points: 109, vs. Spartak-Moscow (11/7/01); vs. Norrkoping (11/6/99)
 Largest Margin: 57, vs. Spartak-Moscow (11/7/01)
 Most Rebounds: 67, vs. Spartak-Moscow (11/7/01)
 Most Assists: 24, vs. Norrkoping (11/6/99)
 Best Field Goal Pct.: .623, vs. Mexico (11/11/86)
 Best 3P Pct.: .400, vs. Northwestern State (10/23/09)
 Best Free Throw Pct.: .833, vs. Mexico (11/11/86)
 Most Steals: 20, vs. Cameron (11/6/05)
 Most Turnovers: 31, vs. Australia (11/18/87)
 Most Blocks: 7, vs. MSSU (11/4/06); vs. AIA (11/16/91)

Arkansas Individual Records

Most Points: 32, Juliet Jackson, vs. Australia. (11/18/89)
 Most Rebounds: 16, Shelly Wallace, vs. Hungary (11/22/88)
 Most Assists: 9, Lakishia Harper vs. Premier Players (11/14/02); Amy Wright, vs. Norrkoping (11/6/99)
 Best Field Goal Pct.: (Min. 10 att.) .714 (10-14), Kelly Johnson, vs. AIA (11/5/94) (Min. 5 att.) 1.000 (6-6), Lanell Dawson, vs. Mexico (11/11/86)
 Best 3P Pct.: .600 (6-10) Wendi Willits, vs. Norrkoping (11/6/99)
 Best Free Throw Pct.: 1.000 (4-4) Dominique Robinson vs. NW State (10/23/09) .909 (10-11) Lonniya Bragg, vs. Norrkoping (11/6/99)
 Most Steals: 7, Brittney Vaughn vs. Missouri Southern (11/4/06) (Previous: 6, Brittney Vaughn vs. Cameron (11/6/05)
 Most Turnovers: 9, Blair Savage, vs. Spanish (11/10/90)
 Most Blocked Shots: 4, Stephanie Bloomer, vs. AIA (11/16/91)

Opponent Team Records

Most Points: 101, USA National (12/12/95)
 Most Rebounds: 51, Athletes in Action (11/16/91)
 Most Assists: 27, USA National (12/12/95)
 Best Field Goal Pct.: .564, AIA (11/16/91)
 Best 3P Pct.: .583, DKSK Miskolc (11/16/94)
 Best Free Throw Pct.: .909, Levski Total (11/16/93)
 Most Steals: 19, USA National (12/12/95)
 Most Turnovers: 40, Cameron (11/6/05)
 Most Blocked Shots: 7, Spartak-Moscow (11/10/96)



Stephanie Bloomer

Back in the Day -- Exhibition Games

During the 1980s, teams were allowed to practice away from campus, and Arkansas took full advantage of the rule to play numerous Red-White games across the state. Most of these were played in the former gyms of star Razorbacks, or near home towns of players like Tracy Webb (Batesville) or Bettye Fiscus (Wynne).

The Razorbacks played their first exhibition game in 1984 at the start of the NCAA era against a Korean touring team sponsored by Kolon.

Arkansas stepped up the quality of its exhibition opponent with national teams during the late 1980s, and went on the road to central Arkansas with a pair of games at the former high schools of current Razorbacks. The NCAA changed rules regarding off-campus games in the early 1990s, and all exhibition games returned to Fayetteville.

Twice Arkansas faced Olympic teams. The Razorbacks defeated the Spanish Olympians in 1990, but the most memorable game was against USA Basketball's National Team in 1995. The core of the gold medal 1996 Atlanta Games team thumped the Razorbacks, but it was a once-in-a-lifetime chance to be a part of the special collegiate tour. Among the notables taking the floor were Lisa Leslie, Rebecca Lobo, Sheryl Swoops, Dawn Staley and Jennifer Azzi. It also is the only exhibition game ever played during the regular season -- Dec. 12 -- and made 1995 the only season with three exhibition games.

Until the late 1990s, most of the teams Arkansas faced were high-quality semi-pro teams from around the world, with the exception of the U.S.-based Athletes in Action. AIA made Fayetteville a regular stop on its women's collegiate tour, and the Crusaders remain the team with the most games against Arkansas (8).

The quality of competition from overseas declined at the end of the 1990s, with some teams traveling junior squads filled with high school-aged players. The resulting blowouts, combined with the emergence of regional teams of American former collegians such as Everyone's Internet, saw a decline of the foreign exhibition games that hit bottom with the events of 9/11 in 2001.

However, the greatest change in the exhibition game came in 2004 as the NCAA allowed Division I members to schedule non-Division I college teams as exhibition opponents. While a regular practice during the AIAW era, Arkansas played a non-Division I college with its two exhibition games scheduled for November 2005, taking on nearby Division II members Missouri Southern of Joplin and Cameron University from Lawton, Okla. This marks the first game against a lower division US collegiate team in over two decades (School of the Ozarks on Dec. 11, 2004).

Arkansas has existing series records with the new exhibition opponents, but new games against non-Division I teams will not count against those series marks.

EXHIBITION GAME RESULTS

DATE	OPPONENT	RESULT
11/3/10	Missouri Southern	UA 80-58
10/23/09	Northeastern State	UA 55-48
11/5/09	Rogers State	UA 74-58
11/4/08	Missouri Southern	UA 52-47
11/4/06	Missouri Southern	UA 78-48
11/6/05	Cameron	UA 81-65
11/11/05	Missouri Southern	UA 85-59
11/5/04	Everyone's Internet	EV1 80-77
11/11/04	Athletes in Action	AIA 62-57
11/17/03	Premier Players	PP 86-78
11/11/03	Everyone's Internet	UA 70-66
11/19/02	Athletes in Action	UA 86-76
11/14/02	Premier Players	UA 63-59
11/11/01	Athletes in Action	UA 79-74
11/7/01	Spartak-Moscow	UA 109-52
11/14/00	Athletes in Action	UA 73-50
11/8/00	Australian Institute of Sport	UA 94-76
11/17/99	Athletes in Action	AIA 65-54
11/6/99	Norrkoping (Sweden)	UA 109-69
11/5/98	Athletes in Action	UA 82-62
11/8/98	Myjava (Slovakia)	UA 87-77
11/8/97	Australia-Victoria	UA 84-75
11/19/97	Athletes in Action	AIA 70-65
11/10/96	Spartak-Moscow	UA 78-55
12/12/95	U.S. National Team	UA 101-53
11/12/95	Slovak National Team	UA 80-46
11/5/94	Athletes in Action	UA 78-72
11/16/94	DKSK Miskolc (Hungary)	DKSK 93-88
11/16/93	Levski Total (Bulgaria)	UA 83-81
11/28/92	Cassovia Kosice (Czechoslovakia)	UA 82-73
11/10/91	Auckland (New Zealand)!	UA 81-80
11/16/91	Athletes in Action	AIA 71-62
11/10/90	Spanish Olympic Team*	SP 62-59
11/8/89	Australian National Team*	AUS 78-70
11/22/88	Hungarian National Team	UA 83-81
11/18/87	Australian National Team	AUS 82-56
11/11/86	Mexican National Team	UA 101-68
11/6/84	Kolon (Korea)	UA 86-69

!// Benton, Ark. || * -- Bryant, Ark.

Versus Opponents

All Exhibition Games	UA leads 27-11
Other NCAA Teams	UA leads 7-0
National Teams	Nationals lead 4-3
Foreign Club Teams	UA leads 8-1
Athletes in Action	UA leads 5-3
Australian Teams	Tied at 2-2
Slovak Teams	UA leads 2-0
Hungarian Teams	Tied at 1-1
European Teams	UA leads 9-1
Pacific Rim Teams	UA leads 4-2
All U.S. Teams	UA leads 10-6
Longest Winning Streak	7 games (1999-2003) (2005-present)

RECORDS - NCAA TOURNAMENT

108

INDIVIDUAL-GAME

Most Points Scored: 39, Delmonica DeHorney (at Stanford, 3/24/90)
 Most Field Goals: 14, Delmonica DeHorney (vs. Lamar, 3/21/91); (vs. SFA, 3/22/90)
 Best Field Goal Pct.: 1.000, (6-6) Delmonica DeHorney (at Georgia, 3/18/90)
 Most Free Throws: 11, Delmonica DeHorney (vs. Northwestern, 3/16/91)
 Best Free Throw Pct.: 1.000, (11-11) Delmonica DeHorney (vs. Northwestern, 3/16/91)
 Most Three-Point Goals: 6, Wendi Willits (vs. Harvard, 3/16/98)
 Best Three-Point Pct.: (Min. 5 made) .750 (6-8), Wendi Willits (vs. Harvard, 3/16/98)
 Most Rebounds: 14, Lonniya Bragg (vs. Baylor, 3/17/01)
 Most Assists: 13, Amber Nicholas (at Stanford, 3/24/90)
 Most Steals: 5, Celia Anderson (vs. Baylor, 3/17/01)
 Most Blocked Shots: 8, Delmonica DeHorney (vs. Northwestern, 3/16/91)

TEAM-GAME

Most Points Scored: 105, vs. Northwestern (3/16/91)
 Least Points Scored: 50, at Washington (3/18/95)
 Most Points Allowed: 114, at Stanford (3/24/90)
 Least Points Allowed: 54, at Washington (3/18/95)
 Largest Margin of Victory: 37, vs. Northwestern (3/16/91)
 Largest Margin of Defeat: 28, vs. Tennessee (3/27/98); at Purdue (3/15/89)
 Most Field Goals: 43, vs. Northwestern (3/16/91)
 Most Field Goal Att.: 76, vs. Northwestern (3/16/91)
 Best Field Goal Pct.: .610, vs. S.F. Austin (3/22/90)
 Worst Field Goal Pct.: .305, vs. Tennessee (3/27/98)
 Best Opponent FG Pct.: .597, at Lamar (3/21/90)
 Worst Opponent FG Pct.: .350, vs. Baylor (3/17/01)
 Most Free Throws: 19, vs. Kansas (3/21/98)
 Most Free Throw Attempts: 27, at Stanford (3/24/90)
 Best Free Throw Pct.: .846, vs. S. F. Austin (3/22/90)
 Worst Free Throw Pct.: .273, at Stanford (3/24/90)
 Most Three-Point Goals: 10, vs. Harvard (3/16/98)
 Most Three-Point Attempts: 20, vs. Harvard (3/16/98)
 Best Three-Point Pct.: .667, vs. S. F. Austin (3/22/90)
 Worst Three-Goal Pct.: .167, vs. USF (3/16/95)
 Best Opponent 3G Pct.: .667, at Stanford (3/24/90)
 Worst Opponent 3G Pct.: .091, vs. Duke (3/23/98)
 Most Rebounds: 41, vs. UCLA (3/14/90); vs. Northwestern (3/16/91)
 Fewest Rebounds: 27, vs. Kansas (3/21/98)
 Most Opponent Rebounds: 48, vs. Tennessee (3/27/98)
 Least Opponent Rebounds: 28, at Missouri (3/12/86); vs. SFA (3/22/90)
 Highest Rebound Margin: +11 vs. Northwestern (3/15/91)
 Lowest Rebound Margin: -13, at Purdue (3/15/89)
 Most Assists: 29, vs. Stephen F. Austin (3/22/90)
 Most Turnovers: 28, vs. Tennessee (3/27/98)
 Least Turnovers: 7, at Cincinnati (3/23/03)
 Most Opponent Turnovers: 27, vs. Northwestern (3/16/91)
 Least Opponent Turnovers: 9, at Stanford (3/24/90)
 Most Steals: 14, vs. Baylor (3/17/01)
 Most Blocked Shots: 9, vs. UCLA (3/14/90)



Wendi Willits



Sytia Messer and Tiffany Wright celebrate.

2011-12 RAZORBACKS

NCAA TOURNAMENT RESULTS 2003

Seventh Seed, West Region

DATE	OPPONENT	RESULT	SITE	ROUND
March 23, 2003	at Cincinnati	71-57	Cincinnati, OH	First
March 25, 2003	#5 Texas	67-50	Cincinnati, OH	Second

2002

Sixth Seed, Mideast Region

DATE	OPPONENT	RESULT	SITE	ROUND
March 15, 2002	Clemson	78-68	Manhattan, KS	First
March 17, 2002	at #11 Kansas State	62-82	Manhattan, KS	Second

2001

Ninth Seed, West Region

DATE	OPPONENT	RESULT	SITE	ROUND
March 17, 2001	#24 Baylor	68-59	Durham, NC	First
March 19, 2001	at #5 Duke	54-75	Durham, NC	Second

1998

Ninth Seed, West Region

DATE	OPPONENT	RESULT	SITE	ROUND
March 14, 1998	#20 Hawai'i	76-70	Palo Alto, CA	First
March 16, 1998	Harvard	82-64	Palo Alto, CA	Second
March 21, 1998	Kansas	79-63	Oakland, CA	Regional
March 23, 1998	#8 Duke	77-72	Oakland, CA	Finals
March 27, 1998	#1 Tennessee	58-86	Final Four	Semifinals

1995

Sixth Seed, Midwest Region

DATE	OPPONENT	RESULT	SITE	ROUND
March 16, 1995	San Francisco	67-58	Seattle, WA	First
March 18, 1995	at #14 Washington	50-54	Seattle, WA	Second

1991

Third Seed, Midwest Region

DATE	OPPONENT	RESULT	SITE	ROUND
First Round Bye				
March 16, 1991	#22 Northwestern	105-68	Fayetteville, AR	Second
March 21, 1991	#24 Lamar	75-91	Austin, TX	Regional

1990

Seventh Seed, West Region

DATE	OPPONENT	RESULT	SITE	ROUND
March 14, 1990	UCLA (OT)	90-80	Fayetteville, AR	First
March 18, 1990	at #7 Georgia	87-81	Athens, GA	Second
March 22, 1990	#6 SF Austin	87-82	Palo Alto, CA	Regional
March 24, 1990	at #2 Stanford	87-114	Palo Alto, CA	Finals

1989

12th Seed, Midwest Region

DATE	OPPONENT	RESULT	SITE	ROUND
March 15, 1989	at #5 Purdue	63-91	W. Lafayette, IN	First

1986

Eighth Seed, Midwest Region

DATE	OPPONENT	RESULT	SITE	ROUND
March 12, 1986	at Missouri	65-66	Columbia, MO	First

RECORDS - WNIT TOURNAMENT

Individual-Game

Most Points Scored: 35, Wendi Willits (vs. Oklahoma, 3/14/99)
 Most Field Goals: 12, Sarah Pfeifer (vs. Ark. St., 3/21/05); 12, Wendi Willits (vs. Oklahoma, 3/14/99)
 Best Field Goal Pct. (10 min.): .692 (9-13), Lonniya Bragg (vs. Drake, 3/20/99)
 1.000 (9-9), Lonniya Bragg (vs. Georgia Tech, 3/21/00)
 Most Free Throws: 8, Sytia Messer (vs. Okla., 3/14/99), Whitney Jones (vs. Okla. State, 3/23/09)
 Best Free Throw Pct.: [5 min.] .889 (8-9), Wendi Willits (vs. Missouri, 3/18/00)
 Most Three-Point Goals: 7, Wendi Willits (vs. Oklahoma, 3/14/99)
 Best 3PT Pct.: [5 min.] .500 (3-6), India Lewis (vs. Georgia Tech, 3/21/00 & vs. Missouri, 3/18/00)
 Most Rebounds: 14, Sarah Watkins (vs. Lamar, 3-17-11)
 Most Assists: 11, Amy Wright (vs. Northwestern St., 3/12/99)
 Most Steals: 5, Whitney Jones (vs. Okla. State, 3/23/09), Chrisstasia Walter (at ORU, 3/23/11)
 Most Blocked Shots: 4, Sarah Watkins (vs. Lamar, 3-17-11)

Team-Game

Most Points Scored: 97, vs. Missouri (3/18/00)
 Least Points Scored: 59, at Kansas (3/23/09)
 Most Points Allowed: 98, at Ark. St. (3/21/05)
 Least Points Allowed: 48, vs. UNLV (3/18/05)
 Largest Margin of Victory: +26 (91-65) vs. Lamar (3/17/11)
 Largest Margin of Defeat: -21 (62-83), vs. Florida (3/25/99)
 Most Field Goals: 35 vs. Lamar (3/17/11)
 Most Field Goal Att.: 75, at Ark. St. (3/21/05)
 Best Field Goal Pct.: .538 (28-52), vs. Georgia Tech (3/21/00)
 Worst Field Goal Pct.: .301 (22-73), vs. Okla. State (3/23/09)
 Best Opponent FG Pct.: .567 (34-60), vs. Florida (3/25/00)
 Worst Opponent FG Pct.: .339 (20-59), vs. UNLV (3/18/05)
 Most Free Throws: 23, vs. Oklahoma (3/14/99)
 Most Free Throw Attempts: 42, vs. Oklahoma (3/14/99)
 Best Free Throw Pct.: .783 (18-23) vs. Georgia Tech (3/21/00)
 Worst Free Throw Pct.: .548 (23-42), vs. Oklahoma (3/14/99)
 Most Three-Point Goals: 8, vs. Oklahoma (3/14/99); vs. Lamar (3/17/11)
 Most Three-Point Attempts: 28, vs. Lamar (3/17/11)
 Best Three-Point Pct.: .500 (13-26), vs. Lamar (3/17/11)
 Worst Three-Goal Pct.: .143 (1-7), vs. UNLV (3/18/05)
 Best Opponent 3G Pct.: .500 (7-14), vs. Florida (3/25/00)
 Worst Opponent 3G Pct.: .083 (1-12), vs. UNLV (3/18/05)
 Most Rebounds: 59, vs. Lamar (3/17/11)
 Fewest Rebounds: 29, vs. GTU (3/21/00); vs. Florida (3/25/00)
 Most Opponent Rebounds: 46, vs. Wisconsin (3/23/99); vs. Missouri (3/18/00)
 Least Opponent Rebounds: 22, at ORU (3/23/11)
 Highest Rebound Margin: +23, Lamar (3/17/11)
 Lowest Rebound Margin: -15, vs. Wisconsin (3/23/99)
 Most Assists: 23, Lamar (3/17/11)
 Most Turnovers: 24, vs. Georgia Tech (3/21/00)
 Least Turnovers: 10, at Kansas (3/26/09), 10, at Mo. State (3/20/11)
 Most Opponent Turnovers: 32, vs. Drake (3/20/99)
 Lowest Opponent Turnovers: 12, Lamar (3/17/11)
 Highest Turnover Margin: +16, vs. Drake (3/20/99)
 Lowest Turnover Margin: -1, vs. Georgia Tech (3/21/00), vs. Lamar (3/17/11)
 Most Steals: 16, vs. Okla. State (3/23/09)
 Most Blocked Shots: 9, Lamar (3/17/11)
 Most Fouls: 32, at Ark. St. (3/21/05)



Kamara Stancle and the 1999 WNIT trophy

All Postseason Tournaments

NCAA Tournaments: 9 appearances, 12-9
 WNIT Tournament: 5 appearances, 11-3
 NWIT Tournament: 2 appearances, 4-2
 AIAW Tournament: 3 appearances, 2-4

By the Round

First Round: 14-4 (NCAA: 6-2; WNIT: 5-0; NWIT: 2-0; AIAW: 1-2)
 Second Round: 7-8 (NCAA: 3-4; WNIT: 3-2; NWIT: 1-1; AIAW: 0-1) 1987 NWIT Champs
 Third Round: 7-2 (NCAA: 2-1; WNIT: 3-0; NWIT: 1-1; AIAW: 1-0)
 Fourth Round: 2-3 (NCAA: 1-1; WNIT: 1-1; AIAW: 0-1)
 Fifth Round: 1-1 (NCAA: 0-1; WNIT: 1-0)

Consecutive Wins in Opening Game: 11 (10 first rounds plus second round in 1991)
 (Last opening round loss: March 15, 1989, at Purdue, NCAA first round)

WNIT RESULTS



2011

DATE	OPPONENT	RESULT	SITE	ROUND
March 17, 2011	Lamar	91-65	Fayetteville, AR	First
March 20, 2011	Missouri State	65-64	Springfield, MO	Second
March 23, 2011	Oral Roberts	78-59	Tulsa, OK	Third
March 27, 2011	Illinois State	49-60	Normal, IL	Quarters

2009

DATE	OPPONENT	RESULT	SITE	ROUND
March 23, 2009	Oklahoma State	61-60 (OT)	Fayetteville, AR	Second*
March 26, 2009	Kansas	59-75	Lawrence, KS	Third

*Arkansas had a bye in the first round

2005

DATE	OPPONENT	RESULT	SITE	ROUND
March 18, 2005	UNLV	61-48	Fayetteville, AR	First
March 21, 2005	Ark. St.	84-98	Jonesboro, AR	Second

2000

DATE	OPPONENT	RESULT	SITE	ROUND
March 15, 2000	Wichita State	83-63	Fayetteville, AR	First
March 18, 2000	Missouri	89-88 (OT)	Fayetteville, AR	Second
March 21, 2000	Georgia Tech	78-67	Fayetteville, AR	Quarters
March 25, 2000	Florida	62-83	Fayetteville, AR	Semis

1999 -- WNIT CHAMPION

DATE	OPPONENT	RESULT	SITE	ROUND
March 12, 1999	Northwestern St.	78-60	Fayetteville, AR	First
March 14, 1999	Oklahoma	97-93 (OT)	Fayetteville, AR	Second
March 17, 1999	Rice	76-70	Fayetteville, AR	Quarters
March 20, 1999	Drake	80-54	Fayetteville, AR	Semis
March 23, 1999	Wisconsin	67-64	Fayetteville, AR	Finals

NWIT

All games played at the Amarillo Civic Center, Amarillo, Texas



1996

DATE	OPPONENT	RESULT	SITE	ROUND
March 21, 1996	Princeton	83-51	Opening Round	
March 22, 1996	Arizona	77-80	Semifinals	
March 23, 1996	LSU	63-91	Third Place Game	

1987 -- NWIT CHAMPION

DATE	OPPONENT	RESULT	SITE	ROUND
March 19, 1987	Montana	82-74	Opening Round	
March 20, 1987	Providence	101-91	Semifinals	
March 21, 1987	California	112-80	Championship Game	

AIAW



1982 -- AIAW SWEET 16

DATE	OPPONENT	RESULT	SITE	ROUND
March 11, 1982	Okla. City	78-67	Lubbock, TX	SW Regional
March 12, 1982	Wayland Bapt.	57-61	Lubbock, TX	SW Regional
March 13, 1982	New Orleans	76-74	Lubbock, TX	SW Regional
March 21, 1982	California	62-66	Berkeley, CA	Western Sec.

1981

DATE	OPPONENT	RESULT	SITE	ROUND
March 14, 1981	Oral Roberts	57-59	Tulsa, OK	SW Regional

1980

DATE	OPPONENT	RESULT	SITE	ROUND
March 6, 1980	Texas Tech	46-74	Baton Rouge, LA	SW Regional



1987 NWIT Champs

RECORDS - BUD WALTON ARENA

BUD WALTON ARENA

The Basketball Showcase of Mid-America

At \$35 million, Bud Walton Arena was the basketball palace of mid-America in 1993, but in 2008-09 Walton Arena gets a multi-million dollar renovation of the lower seating area. Along with new reserved seats and floor logos, ribbon boards on the upper concourse and a new message board scorers table help to keep the arena the finest in the South-eastern Conference.

Designed to replicate the intimate and intimidating atmosphere of Barnhill Arena, but accommodate the overwhelming demand for basketball tickets at Arkansas, the result was a fan-friendly 19,200-seat arena whose acoustics focus the roar of the Razorback fans to the floor. Among the other features are over 40 private skyboxes, a lower-level capacity of 12,250 and the furthest seat closer in Walton than the worst seat in 9,000-seat Barnhill.

Arkansas hosted the 1994 NCAA Midwest Regional during Walton Arena's inaugural season. In 1995, the Razorback women's basketball team hosted all four rounds of the Preseason Women's NIT -- thanks in large part to the excellent accommodations provided by Bud Walton Arena. It all paled in comparison to the 1999 Women's NIT as Arkansas hosted all five rounds of the postseason event, including an all-time UA and then WNIT record 14,163 fans for the championship game versus Wisconsin. The 1999 WNIT semifinals and finals alone saw over 23,000 fans attend the two games, helping the Razorbacks to a new all-time attendance record of 77,001 total fans. Arkansas also hosted four rounds of the 2000 WNIT at Walton.



A season-best 6,149 fans came out to Bud Walton Arena Jan. 30, 2011, to watch the Razorbacks take on No. 5 Tennessee.

ARKANSAS HOME GAME STREAKS

- Longest Winning Streak: (20 or more games)
- 23 games (Feb. 3, 1990 to Dec. 19, 1991)
- 21 games (1981 to 1984)
- Longest Losing Streak: 6 games (2009-10)

HOME GAME RECORDS VERSUS

(Records since NCAA membership, 1982-83 season)

- Unranked Teams: 270-34 (.888)
- Cons. Wins vs. Unranked Teams: 30 (1982-1985)
- Current Streak: 2 (2010-11)
- Ranked Teams: 28-55
- Last Five Years: 5-42
- Cons. Wins vs. Ranked Teams: 3 (1990-91; 1995-96; 2001-02)
- Non-Conference Teams: 174-14 (.926)
- Non-Conference Teams, Last 5 Years: 60-8 (.882)
- Cons. Wins Vs. Non-Conference Teams:
- 26 games (12/7/01 to 12/21/09)
- Previous: 19 (1983-1988)
- [Current :17 thru 2011]
- Unranked, Non-Conference Teams: 159-9 (.946)

2011-12 RAZORBACKS

RAZORBACKS IN FAYETTEVILLE

1976-77	6-0
1977-78	8-1
1978-79	4-3
1979-80	7-3
1980-81	7-6
1981-82	12-0
1982-83	9-0
1983-84	11-2
1984-85	12-2
1985-86	11-1
1986-87	10-1
1987-88	9-4
1988-89	9-2
1989-90	11-3
1990-91	14-0
1991-92	9-3
1992-93	10-4
Barnhill	159-35

< BARNHILL

1993-94	9-4
1994-95	10-2
1995-96	14-4
1996-97	12-3
1997-98	10-3
1998-99	15-4
1999-2000	12-5
2000-01	9-3
2001-02	12-2
2002-03	12-2
2003-04	7-4
2004-05	10-4
2005-06	9-4
2006-07	7-6
2007-08	10-6
2008-09	12-5
2009-10	5-7
2010-11	12-6
Bud Walton	187-74
TOTAL	346-109

BUD WALTON >

SEASON AVERAGES

SEASON	AVG.	SEC ONLY	GAMES	ATT.	RANK
2010-11	1,886	2,293	18	33,944	
2009-10	1,901	2,041	12	22,808	79th
2008-09	1,793	2,469	17	30,484	N/A
2007-08	2,426	2,945	16	38,809	N/A
2006-07	2,395	2,893	13	31,135	N/A
2005-06	2,419	3,015	13	31,442	47th
2004-05	2,775	3,664	14	38,816	42nd
2003-04	3,523	4,268	11	38,752	29th
2002-03	4,676	6,019	14	70,133	19th
2001-02	3,378	4,318	14	47,292	23rd
2000-01	3,247	3,878	12	41,281	31st
1999-2000	3,714	4,301	17	63,144	21st
1998-99	4,053	4,230	19	77,001	20th
1997-98	5,061	6,476	13	65,796	12th
1996-97	3,852	5,896	15	57,778	18th
1995-96	4,174	4,532	16*	66,780	17th
1994-95	5,094	7,311	12	61,125	11th
1993-94	3,806	3,886	13	49,482	18th
1992-93	2,508	3,892	14	35,106	22nd
1991-92	2,897	3,692	12	34,763	14th
1990-91	2,964		14	41,496	12th
1989-90	1,754		14	24,556	17th
1988-89	917		11	10,094	
1987-88	620		14	8,683	
1986-87	885		11	9,736	
1985-86	701		11	7,006	
1984-85	771		14	10,025**	
1983-84	1,076		13	13,989**	
1982-83	557		9	5,015**	
1981-82	366		12	4,401**	

** - Attendance records prior to 1985 are incomplete

* - Double-headers not included Rank in Division I

RECORDS - BUD WALTON ARENA

Women's Individual Game Records for Bud Walton Arena

Points: 40 by Phylesa Whaley, Oklahoma vs. Arkansas, 3/14/99
 Field Goals: 14 by Jillian Robbins, Tulsa vs. Arkansas, 12/2/05
 Field Goal Attempts: 24 by four athletes. Most recent: Alesha Causey, Alcorn St. vs. Arkansas, 12/31/96
 Three Point Goals: 8 by Brittney Ezell, Alabama, vs. Arkansas, 1/11/98; 8 by Wendi Willits, Arkansas vs. Oral Roberts, 11/28/98
 8 by Lyndsay Harris, Arkansas vs. Georgia, 1/13/11
 Three Point Attempts: 17 by Brittney Ezell, Alabama, vs. Arkansas, 1/11/98
 Free Throws: 19 by Dena Head, DKSK Miskolc vs. Arkansas, 11/16/94
 Free Throw Attempts: 24 by Dena Head, DKSK Miskolc vs. Arkansas, 11/16/94
 Free Throw Percent: 1.000 (8-8) by Ayana Brereton, Arkansas vs. Alabama, 2/22/09 (most recent)
 Total Rebounds: 22 by Jillian Robbins, Tulsa vs. Arkansas, 12/2/05
 Offensive Rebounds: 8 by Yolanda Dickson, Arkansas vs. Texas-Pan American, 2/15/94
 Defensive Rebounds: 14 by Donna White, Mississippi Valley State, vs. Northwestern State (La.), 12/17/93
 Assists: 14 by India Lewis, Arkansas vs. Howard, 2/15/01
 Turnovers: 11 by Karey Faubion, TCU vs. Arkansas, 2/1/95; Le'Della English, UNO vs. Arkansas, 12/21/05
 Steals: 8 by Brittney Vaughn, Arkansas vs. Bama, 1/18/07; Kristin Moore, Arkansas vs. WKU, 12/28/04
 Blocks: 7 by Lauren Ervin, Arkansas vs. La-Monroe, 11/13/06

Bud Walton Arena Women's Team Records

		ARKANSAS RAZORBACKS	OPPONENTS
Points 1st Half:	High	60 vs. Norrkopping (11/6/99)	54 by Illinois (1/8/97)
	Low	19 vs. LSU (1/7/10)	12 by UNO (12/21/05)
Points 2nd Half:	High	61 vs TCU (2/1/95)	64 by #13 Georgia (2/23/06)
	Low	15 vs #22 Auburn (1/25/04)	12 by South Alabama (11/20/98)
Total Points:	High	110 vs Providence (11/16/98)	100 by Illinois (1/8/97)
	Low	42 vs. LSU (1/8/09)	35 by Texas Southern (11/27/95)
Field Goals Made:	High	42 vs La.-Monroe (11/17/01)	36 by Illinois (1/8/97)
	Low	15 vs. LSU (1/8/09)	11 by St. Louis (12/18/96); ULM (11/17/01)
Field Goals Att:	High	102 vs Spartak (11/7/01)	81 by #17 Auburn (2/20/96)
	Low	46 vs Ole Miss (1/1/04)	38 by St. Louis (12/18/96)
FG Percentage:	High	.618 vs La.-Monroe (11/17/01)	.644 by Missouri (12/30/97)
	Low	.250 (15-60) vs. LSU (1/8/09)	.260 by S.F. Austin (2/13/96)
3-Pt Field Goals:	High	15 vs Providence (11/16/99)	13 vs. Florida (3/19/09)
	Low	0 vs St. Mary's (12/2/94)	0 by several (most rec., #3 LSU, 2/2/06)
3-Pt FG Attempted:	High	32 vs #2 Tennessee (2/26/04)	31 by #16 Georgia (2/8/04)
	Low	1 vs St. Mary's (12/2/94)	1 by LSU (2/7/94)
3-Pt FG Percentage:	High	.875 vs Vanderbilt (1/23/00)	.643 by #2 Tennessee (2/26/04)
	Low	.000 vs St. Mary's (12/2/94)	.000 by several (most rec., LSU, 1/8/09)
Free Throws:	High	33 vs Ohio St. (1/19/95)	25 by five (most rec., #3 LSU, 2/19/06)
	Low	2 vs #22 Auburn (1/25/04); #20 Vandy (1/8/06)	2 by Miss Valley (2/13/02)
Free Throws Att.:	High	43 vs. Miss Valley (2/13/02)	38 by #2 Tenn. (2/7/95)
	Low	5 vs #22 Auburn (1/25/04)	3 by Alcorn (12/31/96)
Free Throw Pct.:	High	1.000 vs #24 Florida (1/16/06)	1.000 by UK [6-6] (2/4/95); UL [9-9] (11/21/98)
	Low	.222 (2-9) vs. MVSU (12/5/08)	.143 by Florida A&M (11/24/95)
Offensive Rebounds:	High	28 vs UTPA (2/15/94)	31 by #2 Tennessee (12/17/98)
	Low	5 vs Miss. St. (2/26/95)	4 by #14 LSU (2/11/01); Memphis (12/1/01)
Defensive Rebounds:	High	34 vs Howard (2/15/01); UNO (12/17/93)	40 by #2 Tennessee (2/26/04)
	Low	8 vs. Georgia (2/20/98)	9 by Kentucky (1/16/00)
Total Rebounds:	High	67 vs. Spartak (11/7/01)	61 by Tulsa (12/2/05)
	Low	25 vs #2 Tenn. (2/7/95)	22 by Kentucky (1/16/00)
Assists:	High	29 vs Providence (11/16/98); ULM (11/17/01)	29 by Northwestern St. (11/15/95)
	Low	4 vs. LSU (1/8/09)	4 by La-Monroe (11/17/01)
Blocked Shots:	High	11 vs USC (2/8/07); Ole Miss (2/4/07)	10 by #6 Florida (2/8/01)
	Low	0 at Georgia (2/8/09)	NA
Steals:	High	28 vs Western Ky. (11/28/04)	20 by Northwestern St. (11/15/95)
	Low	2 vs. Ole Miss (3/15/09)	0 by #6 Tennessee (12/29/96)
Turnovers:	High	27, four times (McNeese, 12/30/04)	45 by Alabama State (11/19/04)
	Low	7 vs #8 Vanderbilt (1/31/02)	3 by Western Michigan (12/9/01)
Personal Fouls:	High	29 vs La-Monroe (11/17/01)	34 by Oklahoma (WNIT) (3/14/99)
	Low	8 vs LSU (1/6/98)	11 by Wofford (2/10/97)

LANDMARK FAYETTEVILLE GAMES

	DATE	OPPONENT	RESULT	DATE	OPPONENT	RESULT	
1st Game	Dec. 11, 1976	John Brown	UA 75-67	350th Game	Feb. 8, 2004	Georgia	UA 71-63
50th Game	Jan. 2, 1982	Kansas State	UA 68-53	400th Game	Dec. 29, 2008	Western Ill.	UA 70-53
100th Game	Jan. 14, 1986	Houston	UA 66-60	1st Win	Dec. 11, 1976	John Brown	UA 75-67
150th Game	Feb. 7, 1989	Texas	UT 67-87	50th Win	Feb. 5, 1983	Middle Tenn.	UA 73-72
175th Game	Jan. 9, 1992	Colorado	UA 65-51	100th Win	Dec. 19, 1987	SW Missouri	UA 85-71
194th Game	Mar. 1, 1993	Oral Roberts	UA 96-60*	150th Win	Dec. 4, 1992	North Texas	UA 105-58
195th Game	Dec. 8, 1993	DePaul	UA 80-68!	200th Win	Dec. 31, 1996	Alcorn St.	UA 90-56
200th Game	Jan. 19, 1994	Tulane	UA 71-59	250th Win	Feb. 24, 2001	Ole Miss	UA 82-64
250th Game	Feb. 10, 1997	Wofford	UA 76-39	300th Win	Jan. 26, 2006	#24 Florida	UA 69-63
300th Game	March 21, 2000	Ga. Tech	UA 78-67				

*First women's game in Barnhill Arena; !First women's game in Bud Walton Arena

TOP HOME CROWDS

(DH games are not included -- Walton games in Bold)

- 14,163 Wisconsin 3/23/99 (UA 67-64) (WNIT Championship; Est. new WNIT all-game mark)
- 11,486 LSU 1/19/03 (UA 78-72) (Arkansas upsets #2 in front of top regular-season crowd)
- 11,410 Auburn 2/8/98 (UA 71-63) (Women in Sport Day draws record crowd on TV)
- 11,014 Tennessee 1/30/03 (UT 92-79) (#4 holds off furious UA comeback; w/LSU first b-2-b 10K)
- 9,041 Drake 3/20/99 (UA 80-56) (WNIT semifinals; turnout lands UA championship)
- 8,506 Vanderbilt 2/19/95 (UA 73-71) (Johnson with 2.2 in OT for win, VU #8)
- 8,461 SW Missouri 12/29/93 (UA 69-66) (Wilson's last second shot for win, SMSU #23)
- 8,288 Tennessee 12/29/96 (UA 77-75) (UT #6, def. & future nat. champions, UA #22)
- 8,212 Tennessee 2/7/95 (UT 87-67) (Top 20 showdown; UA #20, UT #2)
- 7,878 Vanderbilt 1/18/98 (VU 85-80) (Another OT thriller with Commodores, VU #6)
- 7,721 Florida 1/28/95 (UA 72-66) (In-season back-to-back top 25 wins, UF #13)
- 7,541 Kentucky 1/25/97 (UA 88-55) (Girl Scout and Springdale days)
- 7,427 Kentucky 2/4/95 (UA 62-56) (Bloomer double-double)
- 7,318 Miss. State 2/26/95 (UA 86-63) (Senior day and camper reunion day)
- 7,160 S. Carolina 1/12/03 (UA 67-58) (UA rips #13 USC; begins best SEC start to date)
- 7,122 Ole Miss 2/16/97 (UA 71-62) (WNBA coach of year Van Chancellor's last at Walton)
- 7,121 Georgia 2/24/02 (UA 66-45) (Senior Day produces first home win over #23 Georgia)
- 7,025 Colorado 11/21/95 (CU 73-71) (Preseason WNIT title game, CU #11)
- 6,980 South Carolina 2/12/09 (UA 58-54) (2nd of five consecutive SEC wins)
- 6,847 SW Missouri 12/10/95 (UA 65-58) (Another Ozark shootout runs UA mark to 9-1)
- 6,819 Texas 1/8/91 (UA 76-61) (W.A.R. II night, UT #15, Barnhill high game)
- 6,714 Kentucky 1/30/99 (UA 74-69) (Crowd lifts Arkansas to overtime win)
- 6,698 Georgia 2/20/00 (UG 72-69) (#3 UG trails at halftime, escapes with win late)
- 6,687 Tennessee 1/7/01 (UT 76-61) (Tennessee ranked #2, Arkansas rallies in second)
- 6,680 Georgia 2/24/96 (UG 87-54) (Georgia ranked #2, clinches SEC title)
- 6,549 Auburn 1/22/94 (AU 66-57) (Auburn ranked #23)
- 6,335 Georgia 2/20/98 (UG 86-81) (Senior Night provides an overtime nail biter)
- 6,330 S. Carolina 1/24/98 (UA 86-67) (Girl Scout Day and Parents Weekend)
- 6,327 Texas 1/24/90 (UT 84-75) (W.A.R. I night, Texas ranked #5)
- 6,234 Kentucky 2/6/00 (UA 83-70) (Elementary Day and National Bring a Kid to the Game)
- 6,197 Vanderbilt 1/14/96 (UG 65-60) (First of two 1996 games with AP's #2 team)
- 6,149 Tennessee 1/30/11 *UT 72-53) (Tennessee ranked #5)
- 5,847 LSU 2/11/92 (UA 74-66) (Border W.A.R. night)
- 5,839 Tennessee 2/20/05 (UT 84-71) (Tennessee ranked #6, but not highest ranked team at UA)
- 5,579 Ole Miss 1/30/05 (UT 84-71) (SweetHawgs promotion, Ole Miss SEC west partner)

RECORDS - BARNHILL ARENA

112

BARNHILL ARENA

A Tough Place To Play

It seemed appropriate that the final basketball event at John Barnhill Arena was a women's basketball game and a women's basketball banquet.

As fate would have it, it was a girls' basketball game back in 1977 that was the first hoops contest played in the newly-renovated and expanded home court for the Razorback men's and women's basketball.

Betsy Broyles' Fayetteville High team played days before the first men's or women's college game in what would become known as one of the most feared home courts in modern collegiate basketball.

The next year, Betsy would become the first high school recruit to accept a scholarship to play women's basketball at the University.

On Dec. 7, 1993, she and over 30 former letterwinners returned for A Moment in Time, a banquet to honor women's basketball in Barnhill. It was the evening prior to the women's opener in Bud Walton Arena against DePaul.

During the 17 years between her first and most recent appearances in Barnhill, The Barn was the site of many great moments of women's basketball history.

Arkansas was undefeated in its first home season (6-0) and in three subsequent years (1981-82, 1982-83 and 1990-91).

The women's basketball team set its home consecutive win streak at 21 games from 1981 to 1984.

That streak was broken with 23 in the early 1990s, and for a brief period of time, Barnhill Arena was the home of the longest active women's home winning streak.

Since the start of the NCAA era in 1982-83, only eight unranked teams managed wins in Barnhill (out of 118 who tried).

Some 194 women's varsity collegiate basketball games were played in Barnhill Arena, with the last game a 96-60 win over Oral Roberts on March 1, 1993.

The last varsity basketball game played at Barnhill was a women's contest as Arkansas won an exhibition game over the Bulgarian team of Levski Total, 83-81, on Nov. 16, 1993.

The Spirit of Barnhill lives on both at Bud Walton Arena, and at Barnhill. "The Barn" received a new tenant in 1994 with the start of varsity volleyball at Arkansas. Thanks in large part to its home court advantage, the inaugural Razorback volleyball team won the SEC Western Division title providing a new banner for the old rafters. Gymnastics enjoyed a similar Barnhill boost in 2006. With the inaugural senior class, Arkansas upset national powerhouse UCLA to advance to the NCAA Championship at the Barnhill-hosted NCAA South Central Regional.



TEAM RECORDS

Points: 115 vs. Oral Roberts (2/19/87)
Rebounds: 74 vs. Mississippi Valley St. (11/24/89)
Field Goals Made: 45 vs. Cottey College (2/2/78)
vs. ORU (2/19/87)
Field Goals Attempted: 97 vs. Cottey (2/2/78)
Field Goal Percentage: .680 vs. Ole Miss (34 of 50) (12/15/90)
3-Pt. Goals: 8 vs. Alabama (2/22/92)
3-Pt. Goals Attempted: 21 vs. Alabama (2/22/92)
3-Pt. Goal Pct.: .625 vs. Miss Valley (5-8) (12/10/88)
Free Throws Made: 29 vs. Grambling (12/17/81)
Free Throws Attempted: 43 vs. Miss. Valley (11/24/89)
Free Throw Pct.: .950 vs. McNeese (21-22) (2/14/81)
Fouls: 31 vs. North Texas (12/4/92)
Assists: 30 vs. Northwestern (3/16/91)
Steals: 26 vs. TCU (1/11/83)
Turnovers: 32 vs. Grambling (12/17/81) vs.
Eastern Okla. (1/18/80)
Blocked Shots: 11 vs. SW Missouri (12/19/87)

INDIVIDUAL RECORDS

Points: 36, Shannon Jones (vs. Wash. St., 12/31/92)
Rebounds: 22, Shelly Wallace (vs. SMU, 2/13/88)
Field Goals Made: 14, Bettye Fiscus (vs. Wichita, 2/20/82)
Shelly Wallace (vs. Texas Tech, 2/2/88)
Field Goals Attempted: 26, Debbie Roe (vs. Ark. State, 2/28/78)
3-Pt. Goals: 6, Sha Hopson (vs. Auburn, 1/11/92)
3-Pt. Attempts: 10, Lisa Martin (vs. UH, 3/4/89)
Free Throws: 16, Shelly Wallace (vs. UH, 3/4/89)
Free Throw Att.: 20, Shelly Wallace (vs. UH, 3/4/89)
Free Throw Pct.: 1.000 (11 of 11) Delmonica DeHorney
(vs. Northwestern, 3/16/91)
Assists: 14, Amber Nicholas (vs. Ole Miss, 12/15/90)
Steals: 12, Amanda Holley (vs. TCU, 1/11/83)
Blocked Shots: 9, Robyn Irwin (vs. SW Mo., 12/19/88)



RECORDS - ANNUAL LEADERS

POINTS

2010-11	C'eira Ricketts	372
2009-10	Charity Ford	378
2008-09	C'eira Ricketts	402
2007-08	Ayana Brereton	344
2006-07	Lauren Ervin	395
2005-06	Dominique Washington	246
2004-05	Sarah Pfeifer	383
2003-04	Shameka Christon*	611
2002-03	Shameka Christon	496
2001-02	Shameka Christon	517
2000-01	Wendi Willits	430
1999-2000	Wendi Willits	451
1998-99	Wendi Willits	470
1997-98	Karyn Karlin	501
1996-97	Kimberly Wilson	434
1995-96	Kimberly Wilson	502
1994-95	Stephanie Bloomer	417
1993-94	Kimberly Wilson	384
1992-93	Shea Henderson	252
1991-92	Amber Nicholas	276
1990-91	Delmonica DeHorney*	583
1989-90	Delmonica DeHorney*	581
1988-89	Shelly Wallace	692
1987-88	Shelly Wallace	463
1986-87	Lanell Dawson	453
1985-86	Lanell Dawson	344
1984-85	Bettye Fiscus	554
1983-84	Amanda Holley	411
1982-83	Bettye Fiscus	476
1981-82	Bettye Fiscus	655
1980-81	Cheryl Orcholski	319
1979-80	Lita Stricklin	442
1978-79	Lita Stricklin	365
1977-78	Debbie Roe	300

REBOUNDS

2010-11	Ashley Daniels	248
2009-10	Ashley Daniels	184
2008-09	Whitney Jones	247
2007-08	Whitney Jones	211
2006-07	Lauren Ervin	319
2005-06	Melissa Hobbs	142
2004-05	Danielle Allen	166
2003-04	Shameka Christon	195
2002-03	Shameka Christon	194
2001-02	Shameka Christon	193
2000-01	Lonniya Bragg	221
1999-2000	Lonniya Bragg	204
1998-99	Lonniya Bragg	168
1997-98	Karyn Karlin	181
1996-97	Karyn Karlin	193
1995-96	Sytia Messer	177
1994-95	Stephanie Bloomer	225
1993-94	Yolanda Dickson	199
1992-93	Stephanie Bloomer	168
1991-92	Stephanie Bloomer	144
1990-91	Blair Savage	217
1989-90	Delmonica DeHorney	203
1988-89	Shelly Wallace*	381
1987-88	Shelly Wallace	329
1986-87	Bronwyn Wynn	121
1985-86	Sheila Burkes	194
1984-85	Monica Brown	106
1983-84	Amanda Holley	187
1982-83	Amanda Holley	212
1981-82	Bettye Fiscus	282
1980-81	Monica Van Parys	183
1979-80	Lita Stricklin	190
1978-79	Lita Stricklin	175
1977-78	Marsha Lackey-Vining	173

ASSISTS

2010-11	C'eira Ricketts	127
2009-10	C'eira Ricketts	121
2008-09	C'eira Ricketts	125
2007-08	Brittney Vaughn	128
2006-07	Brittney Vaughn	176
2005-06	Brittney Vaughn	120
2004-05	Kristin Peoples	96
2003-04	Rochelle Vaughn	156
2002-03	Lakishia Harper	150
2001-02	Amy Wright	205
2000-01	Amy Wright	198
1999-2000	Amy Wright	142
1998-99	Amy Wright	172
1997-98	Christy Smith	146
1996-97	Christy Smith	131
1995-96	Kimberly Wilson	127
1994-95	Christy Smith	133
1993-94	Shea Henderson	123
1992-93	Shea Henderson	68
1991-92	Amber Nicholas	89
1990-91	Amber Nicholas	180
1989-90	Amber Nicholas	169
1988-89	Donna Wilson	186
1987-88	Donna Wilson	146
1986-87	Tracy Webb	173
1985-86	Tracy Webb	86
1984-85	Tracy Webb	104
1983-84	Tracy Webb	61
1982-83	Cheryl Orcholski	101
1981-82	Doris Gaiser	61
1980-81	Leah Gordon	91
1979-80	Kathy Caton	72
1978-79	Kathy Caton	62
1977-78	Marsha Lackey-Vining	74

STEALS

2010-11	C'eira Ricketts	77
2009-10	C'eira Ricketts	73
2008-09	C'eira Ricketts	82
2007-08	Brittney Vaughn	58
2006-07	Brittney Vaughn	71
2005-06	Brittney Vaughn	43
2004-05	Rochelle Vaughn	63
2003-04	Rochelle Vaughn	57
2002-03	India Lewis	68
2001-02	India Lewis	72
2000-01	Amy Wright	54
1999-2000	Karyn Karlin	47
1998-99	Amy Wright	38
1997-98	Christy Smith	54
1996-97	Karyn Karlin	55
1995-96	Kelly Johnson	49
1994-95	Christy Smith	89
1993-94	Shea Henderson	74
1992-93	Shea Henderson	58
1991-92	Amber Nicholas	66
1990-91	Sally Moore	68
1989-90	Amber Nicholas	67
1988-89	Shelly Wallace	70
1987-88	Juliet Jackson	61
1986-87	Tracy Webb	95
1985-86	Tracy Webb	70
1984-85	Tracy Webb	68
1983-84	Amanda Holley	54
1982-83	Bettye Fiscus	57
1981-82	Bettye Fiscus	76
1980-81	Connie Fitzgerald	80
1979-80	Lita Stricklin	88
1978-79	Sandy Scranton	54

FIELD GOAL PCT.

(MIN. 100 ATT.)		
2010-11	Ashley Daniels (111-226)	.491
2009-10	Ashley Daniels (74-142)	.521
2008-09	Whitney Jones (131-277)	.473
2007-08	Lauren Ervin (99-186)	.532
2006-07	Lauren Ervin (158-279)	.566
2005-06	Whitney Jones (70-146)	.480
2004-05	Danielle Allen (120-257)	.467
2003-04	Ruby Vaden (98-174)	.563
2002-03	Ruby Vaden (94-207)	.454
2001-02	Shameka Christon (197-418)	.471
2000-01	Lonniya Bragg (138-252)	.548
1999-2000	Lonniya Bragg (127-214)	.594
1998-99	Lonniya Bragg (115-204)	.564
1997-98	Karen Jones (61-109)	.560
1996-97	Shaka Massey (119-231)	.515
1995-96	Shaka Massey (162-283)	.571
1994-95	Karen Jones (65-107)	.608
1993-94	Kelly Johnson (119-220)	.541
1992-93	Blair Savage (89-182)	.489
1991-92	Blair Savage (108-212)	.509
1990-91	Del. DeHorney (227-359)	.632
1989-90	Del. DeHorney (219-349)	.628
1988-89	Shelly Wallace (267-426)	.627
1987-88	Del. DeHorney (146-243)	.601
1986-87	Shelly Wallace (99-191)	.518
1985-86	Monica Brown (118-217)	.544
1984-85	Bettye Fiscus (219-439)	.500
1983-84	Bettye Fiscus (158-296)	.534
1982-83	Amanda Holley (183-344)	.532
1981-82	Kim Bunge (160-328)	.488
1980-81	Mary Munsch (100-211)	.474
1979-80	Lita Stricklin (179-352)	.508
1978-79	Lita Stricklin (109-229)	.475

FREE THROW PCT.

(MIN. 50 ATT.)		
2010-11	Lyndsay Harris (45-65)	.692
2009-10	Charity Ford (55-63)	.873
2008-09	Charity Ford (43-59)	.729
2007-08	Lauren Ervin (45-55)	.818
2006-07	Sarah Pfeifer (55-68)	.809
2005-06	Kristin Peoples (50-62)	.807
2004-05	Sarah Pfeifer (89-126)	.706
2003-04	Shameka Christon (126-166)	.759
2002-03	India Lewis (93-109)	.853
2001-02	India Lewis (62-74)	.838
2000-01	Wendi Willits (65-78)	.833
1999-2000	Wendi Willits (80-94)	.851
1998-99	Wendi Willits (70-87)	.805
1997-98	Christy Smith (119-143)	.832
1996-97	Kimberly Wilson (57-68)	.838
1995-96	Kimberly Wilson (67-78)	.859
1994-95	Christy Smith (134-149)**	.899
1993-94	Kelly Johnson (59-74)	.797
1992-93	Angela Davis (60-73)	.822
1991-92	Amber Nicholas (49-56)	.875
1990-91	Amber Nicholas (53-66)	.803
1989-90	Amber Nicholas (46-53)	.868
1988-89	Shelly Wallace (158-220)	.718
1987-88	Robyn Irwin (58-83)	.699
1986-87	Tracy Webb (116-145)	.800
1985-86	Debra Williams (45-61)	.738
1984-85	Bettye Fiscus (61-83)	.735
1983-84	Cheryl Orcholski (49-58)	.845
1982-83	Bettye Fiscus (114-151)	.755
1981-82	Connie Fitzgerald (57-69)	.826
1980-81	Mary Munsch (48-66)	.727
1979-80	Lita Stricklin (84-135)	.622
1978-79	Donna Bucella (31-44)	.689



Ashley Daniels led the team in rebounding last season.

THREE-POINT PCT.

(MIN. 40 ATT.)		
2010-11	Sarah Watkins (23-64)	.359
2009-10	Lyndsay Harris (75-220)	.341
2008-09	Ayanna Brereton (27-32)	.404
2007-08	Brittney Vaughn (28-65)	.431
2006-07	D. Washington (64-173)	.370
2005-06	Kristin Peoples (27-61)	.443
2004-05	Sheree Thompson (30-92)	.326
2003-04	Shameka Christon (47-129)	.364
2002-03	Shameka Christon (29-81)	.358
2001-02	India Lewis (89-271)	.328
2000-01	Wendi Willits (87-215)	.405
1999-2000	India Lewis (66-166)	.398
1998-99	Wendi Willits (104-226)*	.460
1997-98	Wendi Willits (52-146)	.356
1996-97	Kimberly Wilson (57-153)*	.373
1995-96	Kimberly Wilson (89-192)	.464
1994-95	Kimberly Wilson (60-167)	.359
1993-94	Kimberly Wilson (61-161)	.379
1992-93	Angela Davis (12-34)*	.353
1991-92	Sha Hopson (19-43)	.442
1990-91	Amber Nicholas (41-86)	.477
1989-90	Amber Nicholas (31-71)	.437
1988-89	Amber Nicholas (18-46)	.391
1987-88	Lisa Martin (23-59)	.390
1986-87	Juliet Jackson (1-6)!	.167

!-Best on team

(Cumulative statistics for the 1976-77 and 1977-78 seasons are incomplete. Three-point goals began in women's collegiate basketball with the 1986-87 season.)

*-Also led the conference. | **-Also led the nation



Sarah Watkins led Arkansas in three-point percentage and blocks in 2010-11.

RECORDS - CAREER LEADERS



Bettye Fiscus

POINTS

NAME (CAREER)	YR	GP	PTS
1. Bettye Fiscus (81-85)	4	112	2,073
2. Shameka Christon (00-04)	4	123	1,951
3. Del. DeHorney (87-91)	4	115	1,785
4. Kimberly Wilson (93-97)	4	120	1,733
5. Shelly Wallace (85-89)	4	119	1,583
6. Wendi Willits (97-01)	4	131	1,574
7. Christy Smith (94-98)	4	111	1,459
8. Karyn Karlin (96-00)	4	111	1,441
9. Tracy Webb (83-87)	4	117	1,403
10. Dana Cherry (99-03)	4	130	1,389

THE NEXT TEN

11. Sytia Messer (95-99)	4	128	1,379
12. India Lewis (99-03)	4	128	1,308
13. Juliet Jackson (86-90)	4	120	1,213
14. Amber Nicholas (88-92)	4	117	1,209
15. Stephanie Bloomer (91-95)	4	105	1,159
16. Amanda Holley (81-84)	3	94	1,154
17. Monica Brown (83-87)	4	103	1,145
18. Cheryl Orcholski (80-84)	4	123	1,125
19. C'eira Ricketts (09-pres.)	3	92	1,120
20. Kelly Johnson (92-96)	4	113	1,109

1,000 POINT CLUB

21. Blair Savage (89-93)	4	114	1,072
22. Sarah Pfeifer (02-08)	6	124	1,056
23. Kim Bunge (79-83)	4	114	1,047
24. Lyndsay Harris (09-pres.)	3	91	1,040
25. Lonniya Bragg (97-01)	4	129	1,036

OVER 500

26. Whitney Jones (05-09)	4	119	961
27. Charity Ford (07-10)	4	117	917
28. Rochelle Vaughn (02-06)	4	120	894
29. Lanell Dawson (85-87)	2	59	858
30. Shea Henderson (90-94)	4	92	807
31. Brittney Vaughn (04-08)	4	129	750
32. Karen Jones (94-98)	4	125	748
33. Sheila Burkes (83-87)	4	115	742
34. Lita Stricklin (78-80)	2	45	742
35. Amy Wright (98-02)	4	131	703
36. Monica Van Parys (78-82)	4	103	700
37. Kristin Peoples (03-06)	3	71	683
38. Shaka Massey (95-97)	2	60	676
39. Lauren Ervin (06-08)	2	47	651
40. M. Lackey-Vining (76-78)	2	39	642
41. Tennille Adams (95-99)	4	127	637



Shelly Wallace

42. Sarah Watkins (10-pres.)	2	64	634
43. Lakishia Harper (99-03)	4	125	607
44. Robyn Irwin (86-89)	3	74	606
45. Connie Fitzgerald (79-83)	4	116	595
46. Christi Willson (87-91)	3	87	587
47. Ruby Vaden (02-05)	3	70	585
48. Allyson Twiggis (90-95)	4	104	571
49. Treva Christensen (94-99)	4	118	560
50. Yolanda Dickson (90-94)	4	97	558
51. Bronwyn Wynn (85-87)	2	61	538
52. Ashley Daniels (09-pres)	3	91	526
53. Tammy Siefkes (79-81)	2	48	524

REBOUNDS

NAME (CAREER)	YR	GP	REB
1. Shelly Wallace (85-89)	4	119	1,013
2. Bettye Fiscus (81-85)	4	112	785
3. Blair Savage (89-93)	4	114	771
4. Shameka Christon (00-04)	4	123	714
5. Whitney Jones (05-09)	4	119	697
6. Stephanie Bloomer (91-95)	4	105	691
7. Monica Brown (83-87)	4	103	684
8. Amanda Holley (81-84)	3	94	683
9. Lonniya Bragg (97-01)	4	129	658
10. Karyn Karlin (96-00)	4	111	647
11. Del. DeHorney (87-91)	4	115	644
12. Kim Bunge (79-83)	4	114	636
13. Sheila Burkes (83-87)	4	115	615
14. Sytia Messer (95-99)	4	128	603
15. Dana Cherry (99-03)	4	130	563
16. Kelly Johnson (92-96)	4	113	534
17. Monica Van Parys (78-82)	4	103	527
18. Ashley Daniels (09-pres)	3	91	505
19. Sarah Pfeifer (02-08)	6	129	502
20. Kimberly Wilson (93-97)	4	120	499
21. Karen Jones (94-98)	4	125	499
22. Lauren Ervin (06-08)	2	47	495
23. C'eira Ricketts (09-pres.)	3	92	491
24. Erma Greer (82-85)	4	111	483
25. Yolanda Dickson (90-94)	4	97	459
26. Amber Nicholas (88-92)	4	117	428
27. Kristin Moore (01-05)	4	89	423
28. Rochelle Vaughn (02-06)	4	120	419
29. Tennille Adams (95-99)	4	127	396
30. Tracy Webb (83-87)	4	117	388
31. Joy Dillard (76-79)	3	53	381
32. Wendi Willits (97-01)	4	131	373

Players to watch

42. Sarah Watkins (10-pres.)	2	64	307
------------------------------	---	----	-----



Amy Wright

ASSISTS

NAME (CAREER)	YR	GP	AST
1. Amy Wright (98-02) *	4	131	717
2. Amber Nicholas (88-92)	4	117	538
3. Christy Smith (94-98)	4	111	507
4. Tracy Webb (83-87)	4	117	444
5. Brittney Vaughn (04-08)	4	129	424
6. Rochelle Vaughn (02-06)	4	120	421
7. C'eira Ricketts (09-pres.)	3	92	335
8. Donna Wilson (87-89)	2	58	332
9. Kimberly Wilson (93-97)	4	120	332
10. Cheryl Orcholski (80-84)	4	123	323
11. Juliet Jackson (86-90)	4	120	313
12. India Lewis (99-03)	4	128	276
13. Christi Willson (87-91)	3	87	268
14. Lakishia Harper (99-03)	4	125	257
15. Shea Henderson (90-94)	4	92	252
16. Blair Savage (89-93)	4	114	233
17. Kristin Peoples (03-06)	3	71	229
18. Wendi Willits (97-00)	4	131	228
19. Lynday Harris (09-pres.)	3	91	217
20. Sally Moore (89-91)	2	61	215
21. Doris Gaiser (81-85)	4	119	210
22. Sytia Messer (95-99)	4	128	208

*-Also ranks sixth all-time in SEC history

FIELD GOALS MADE

NAME (CAREER)	YR	GP	FGM
1. Bettye Fiscus (81-85)	4	112	794
2. Shameka Christon (00-04)	4	123	726
3. Del. DeHorney (87-91)	4	115	667
4. Shelly Wallace (85-89)	4	119	621
5. Kimberly Wilson (93-97)	4	120	616
6. Karyn Karlin (96-00)	4	111	553
7. Dana Cherry (99-00)	4	130	563
8. Tracy Webb (83-87)	4	117	509
9. Wendi Willits (97-01)	4	131	505
10. Juliet Jackson (86-90)	4	120	500

Players to watch

C'eira Ricketts (09-pres.)	3	92	438
----------------------------	---	----	-----



Shameka Christon

FIELD GOAL ATTEMPTS

NAME (CAREER)	YR	GP	FGA
1. Shameka Christon (00-04)	4	123	1,641
2. Bettye Fiscus (81-85)	4	112	1,591
3. Kimberly Wilson (93-97)	4	120	1,394
4. Wendi Willits (97-01)	4	131	1,260
5. Sytia Messer (95-99)	4	128	1,244
6. Dana Cherry (99-03)	4	130	1,212
7. Karyn Karlin (96-00)	4	111	1,180
8. Tracy Webb (83-87)	4	117	1,131
9. Juliet Jackson (86-90)	4	120	1,128
10. India Lewis (99-03)	4	128	1,120


Players to watch

C'eira Ricketts (09-pres.)	3	92	1,093
Lyndsay Harris (09-pres.)	3	91	958

FIELD GOAL PCT.

(MIN. 300 FGA.)

NAME (CAREER)	FG/FGA	.PCT
1. Del. DeHorney (87-91)	667-1096	.609
2. Karen Jones (94-98)	238-408	.583
3. Shelly Wallace (85-89)	621-1074	.578
4. Lonniya Bragg (97-01)	405-727	.557
5. Lauren Ervin (06-08)	257-465	.553
6. Shaka Massey (95-97)	281-514	.547
7. Lanell Dawson (85-87)	354-666	.535
8. Monica Brown (83-87)	473-912	.519
9. Sally Moore (89-91)	159-307	.518
10. Sha Hopson (90-92)	198-388	.510



Delmonica DeHorney

RECORDS - CAREER LEADERS

FREE THROWS MADE

NAME (CAREER)	YR	GP	FTM
1. Bettye Fiscus (81-85)	4	112	485
2. Christy Smith (94-98) *	4	111	461
3. Del. DeHorney (87-91)	4	115	451
4. Tracy Webb (83-87)	4	117	384
5. Shelly Wallace (85-89)	4	119	341
6. Shameka Christon (00-04)	4	123	335
7. Karyn Karlin (96-00)	4	111	333
8. Sytia Messer (95-99)	4	128	329
9. Steph. Bloomer (91-95)	4	105	320
10. Dana Cherry (99-03)	4	130	293

* -- Ranks 10th in SEC history

FREE THROW ATT.

NAME (CAREER)	YR	GP	FTA
1. Del. DeHorney (87-91)	4	115	648
2. Bettye Fiscus (81-85)	4	112	622
3. Christy Smith (94-98)	4	111	551
4. Tracy Webb (83-87)	4	117	526
5. Shelly Wallace (85-89)	4	119	518
6. Shameka Christon (00-04)	4	123	488
7. Sytia Messer (95-99)	4	128	458
8. Steph. Bloomer (91-95)	4	105	454
9. Karyn Karlin (96-00)	4	111	453
10. Kim Bunge (79-83)	4	114	405

FREE THROW PCT.

(MIN. 100 FTA)

NAME (CAREER)	FG/FGA	PCT
1. Amber Nicholas (88-92)	174-206	.845
2. Christy Smith (94-98)	461-551	.837
3. India Lewis (99-03)	213-259	.822
4. Wendi Willits (97-01)	248-302	.818
5. Kimberly Wilson (93-97)	234-287	.815
6. Kelly Johnson (92-96)	227-279	.814
7. Cheryl Orcholski (80-84)	221-275	.804
8. Bettye Fiscus (81-85)	485-622	.780
9. Donica Cosby (06-07)	81-105	.771
10. Mary Munsch (80-84)	104-135	.770
11. Angela Davis (91-93)	106-138	.768

THREE-POINT GOALS

NAME (CAREER)	YR	GP	3PM
1. Wendi Willits (97-01) *	4	131	316
2. Kimberly Wilson (93-97) **	4	120	267
India Lewis (99-03) **	4	128	267
4. Lyndsay Harris (09-pres.)	3	91	212
5. Christy Smith (94-98)	4	111	156
6. Shameka Christon (00-04)	4	123	144
7. Rochelle Vaughn (02-06)	4	120	127
8. Amber Nicholas (88-92)	4	117	121
9. Sytia Messer (95-99)	4	128	112
10. Dom. Washington (05-07)	2	59	109
Charity Ford (07-10)	4	117	104
11. Kristin Peoples (03-06)	3	71	85

* -- Ranks second in SEC history

** -- Tied for seventh in SEC history

Player to watch

C'eira Ricketts	3	92	45
-----------------	---	----	----

THREE-POINT ATTEMPTS

NAME (CAREER)	YR	GP	3PA
1. India Lewis (99-03) *	4	128	787
2. Wendi Willits (97-01) **	4	131	771
3. Kimberly Wilson (93-97)	4	120	673
4. Lyndsay Harris (09-pres.)	3	91	645
5. Christy Smith (94-98)	4	111	465
6. Rochelle Vaughn (02-06)	4	120	456
7. Shameka Christon (00-04)	4	123	427
8. Sytia Messer (95-99)	4	128	412
9. Charity Ford (07-10)	4	117	339
10. Rochelle Vaughn (02-)	3	92	318
11. Dom. Washington (05-07)	2	59	306
12. Amber Nicholas (88-92)	4	117	291

* -- Ranks fourth in SEC history

** -- Ranks fifth in SEC history

THREE-POINT PCT.


(MIN. 150 3PA.)

NAME (CAREER)	FG/FGA	PCT
1. Amber Nicholas (88-92)	112-291	.416
2. Wendi Willits (97-01)	316-771	.409
3. Kimberly Wilson (93-97)	267-673	.397
4. Ayana Brereton (06-09)	66-170	.388

TRACY WEBB

Career Steals

Batesville, Ark., native Tracy Webb stole more than the basketball during her four-year career. Aside from 293 basketballs, Webb stole the show and the hearts of Razorback fans as one of the most popular on-the-court personalities of the mid-1980s. The first true point guard star, Webb finished her career holding almost all the Razorback assist and steal records. She was the first women's basketball player at Arkansas to earn "first team" all-Southwest Conference honors, a distinction that began her senior season. She was also one of the first three Razorbacks named conference player of the week. Her junior-season team was the first in school history to earn a NCAA berth, and her senior-season team crushed the NWIT field by a 16-point average as she was named the tournament MVP.



THE FACE BEHIND THE RECORD

SCORING AVERAGE

NAME (CAREER)	GP	PTS	AVG
1. Bettye Fiscus (81-85)	112	2073	18.5
2. M. Lackey-Vining (76-78)	39	642	16.5
3. Lita Stricklin (78-80)	45	742	16.0
4. Shameka Christon (00-04)	123	1951	15.9
5. Del. DeHorney (87-91)	115	1785	15.5
6. Lanell Dawson (85-87)	59	858	14.5
7. Kimberly Wilson (93-97)	120	1733	14.4
8. Lauren Ervin (06-08)	47	651	13.9
9. Shelly Wallace (85-89)	119	1583	13.3
10. Karyn Karlin (96-00)	111	1441	13.0

Players to watch

C'eira Ricketts (09-pres.)	92	1120	12.2
Lyndsay Harris (09-pres.)	91	1040	11.4

REBOUNDING AVERAGE

NAME (CAREER)	GP	REB	AVE
1. Lauren Ervin (06-08)	47	495	10.5
2. Shelly Wallace (85-89)	119	1013	8.5
3. Lita Stricklin (78-80)	45	365	8.1
4. Pat Keck (76-77)	16	126	7.9
5. M. Lackey-Vining (76-78)	39	297	7.6
6. Amanda Holley (81-84)	94	683	7.3
7. Joy Dillard (76-79)	53	381	7.2
8. Bettye Fiscus (81-85)	112	785	7.0
9. Blair Savage (89-93)	114	771	6.8
10. Monica Brown (83-87)	103	684	6.6

STEALS

NAME (CAREER)	YR	GP	ST
1. Tracy Webb (83-87)	4	117	293
2. Christy Smith (94-98)	4	111	239
3. C'eira Ricketts (09-pres.)	3	92	227
4. Amber Nicholas (88-92)	4	117	220
5. India Lewis (99-03)	4	128	210
6. Rochelle Vaughn (03-06)	4	120	207
7. Shameka Christon (00-04)	4	123	206
8. Bettye Fiscus (81-85)	4	112	205
Connie Fitzgerald (79-83)	4	116	205
10. Juliet Jackson (86-90)	4	120	195
11. Amy Wright (98-02)	4	131	194

BLOCKED SHOTS

NAME (CAREER)	YR	GP	BS
1. Del. DeHorney (87-91)	4	115	235
2. Shameka Christon (00-04)	4	123	162
3. Amanda Holley (81-84)	3	94	147
4. Whitney Jones (05-09)	4	119	132
5. Stephanie Bloomer (91-95)	4	105	126
6. Kim Bunge (79-83)	4	114	116
7. Lauren Ervin (06-08)	2	46	103
8. Sarah Watkins (10-pres.)	2	64	98
9. Bronwyn Wynn (85-87)	2	58	81
10. Karyn Karlin (96-00)	4	111	79
11. Robyn Irwin (86-89)	3	74	73

Player to watch

C'eira Ricketts (09-pres.)	3	92	50
Ashley Daniels (09-pres.)	3	91	36

WENDI WILLITS

Three-Pointers

Since the introduction of the bonus basket for women's basketball in 1986, there has never been an outside shooter like Fort Cobb, Okla., native Wendi Willits -- either at Arkansas or in the Southeastern Conference. Willits broke the Arkansas career records of Kimberly Wilson early in her senior year, finishing her career just shy of the SEC's all-time record held by LSU's Cornelia Gayden. Willits



has several SEC seconds to Gayden. Her 104 treys as a sophomore was one short of the SEC mark, and she ranks second for threes in a SEC game. Both prolific and accurate, she is No. 2 in attempts and No. 2 in percentage for a career at Arkansas. In 1999, she was top five in the NCAA in both three-pointers per game and percentage, earning her the Ed Steitz Award as the nation's top female three-point shooter.

THE FACE BEHIND THE RECORD

2011-12 RAZORBACKS

RECORDS - 1,000 POINT CLUB



BETTIE FISCUS' CAREER STATS

CAREER POINTS/FG/FT/SCORING AVE. LEADER

YEAR	GP-GS	FG-FGA	PCT.	3P-3PA	PCT.	FT-FTA	PCT.	REB	RPG	PF-DQ	A	TO	BK	ST	PTS	PPG
81-82	35-35	236-486	.486	—	—	183-229	.799	282	8.1	76-2	34	85	11	76	655	18.7
82-83	26-25	181-370	.489	—	—	114-151	.755	189	7.3	56-1	42	68	7	57	476	18.3
83-84	23-22	158-296	.534	—	—	72-94	.766	137	6.0	45-1	29	49	0	27	388	16.9
84-85	28-28	219-439	.500	—	—	116-148	.784	177	6.3	45-0	38	50	1	45	554	19.8
TOTAL	112-110	794-1591	.499	—	—	485-622	.780	785	7.0	222-4	143	252	19	205	2073	18.5



SHAMEKA CHRISTON'S CAREER STATS

CAREER FG ATT. LEADER

YEAR	GP-GS	FG-FGA	PCT.	3P-3PA	PCT.	FT-FTA	PCT.	REB	RPG	PF-DQ	A	TO	BK	ST	PTS	PPG
00-01	32-24	117-289	.405	37-113	.327	56-72	.778	132	4.1	90-2	20	64	29	47	327	10.2
01-02	31-29	197-418	.471	31-104	.298	92-133	.692	193	6.2	74-0	25	60	52	61	517	16.7
02-03	32-32	193-434	.445	29-81	.358	81-117	.692	194	6.1	88-3	47	101	35	50	496	15.5
03-04	28-28	219-500	.438	47-129	.364	126-166	.759	195	7.0	81-3	49	91	46	48	611	21.8
TOTAL	123-113	726-1641	.442	144-427	.337	335-488	.687	714	5.8	333-8	141	316	162	206	1951	15.9



DELMONICA DEHORNEY'S CAREER STATS

CAREER FG PCT./FT ATT./BLOCKS LEADER

YEAR	GP-GS	FG-FGA	PCT.	3P-3PA	PCT.	FT-FTA	PCT.	REB	RPG	PF-DQ	A	TO	BK	ST	PTS	PPG
87-88	28-22	146-243	.601	—	—	117-170	.688	167	6.0	98-9	6	50	54	30	409	14.6
88-89	26-4	75-145	.517	—	—	62-88	.705	94	3.6	78-4	14	28	28	4	212	8.2
89-90	29-28	219-349	.628	—	—	143-213	.671	203	7.0	97-7	24	57	83	21	581	20.0
90-91	32-32	227-359	.632	—	—	129-177	.729	177	5.5	77-2	13	72	70	31	583	18.2
TOTAL	115-86	667-1096	.609	—	—	451-648	.696	641	5.6	350-22	57	207	235	86	1785	15.5



KIMBERLY WILSON'S CAREER STATS

YEAR	GP-GS	FG-FGA	PCT.	3P-3PA	PCT.	FT-FTA	PCT.	REB	RPG	PF-DQ	A	TO	BK	ST	PTS	PPG
93-94	29-13	134-330	.406	61-161	.379	55-69	.797	130	4.5	66-0	50	79	5	41	384	13.2
94-95	29-27	149-355	.420	60-167	.359	55-72	.764	120	4.1	61-0	52	84	4	33	413	14.2
95-96	34-34	173-343	.504	89-192	.464	67-78	.859	133	3.9	66-1	127	119	9	39	502	14.8
96-97	28-27	160-366	.437	57-153	.373	57-68	.838	116	4.1	69-1	103	86	3	42	434	15.5
TOTAL	120-101	616-1394	.442	267-673	.397	234-287	.815	499	4.2	262-2	332	368	21	155	1733	14.4



SHELLY WALLACE'S CAREER STATS CAREER REBOUND LEADER

YEAR	GP-GS	FG-FGA	PCT.	3P-3PA	PCT.	FT-FTA	PCT.	REB	RPG	PF-DQ	A	TO	BK	ST	PTS	PPG
85-86	29-2	71-137	.518	—	—	40-64	.625	132	4.6	53-0	15	35	5	17	182	6.3
86-87	32-14	99-191	.518	—	—	48-94	.511	171	5.3	73-2	32	49	2	31	246	7.7
87-88	28-26	184-320	.575	—	—	95-140	.679	329	11.8	84-1	94	94	16	51	463	16.5
88-89	30-30	267-426	.627	—	—	158-220	.718	381	12.7	79-2	63	67	12	70	692	23.1
TOTAL	119-72	621-1074	.578	—	—	341-518	.658	1013	8.5	289-5	204	245	35	169	1583	13.5



WENDI WILLITS' CAREER STATS

CAREER 3PT LEADER

YEAR	GP-GS	FG-FGA	PCT.	3P-3PA	PCT.	FT-FTA	PCT.	REB	RPG	PF-DQ	A	TO	BK	ST	PTS	PPG
97-98	33-5	69-201	.343	52-146	.356	33-43	.767	66	2.0	31-0	40	41	1	23	223	6.8
98-99	33-32	148-322	.460	104-226	.460	70-87	.805	110	3.3	41-0	54	61	5	28	470	14.2
99-00	32-30	149-370	.403	73-184	.397	80-94	.851	96	3.0	48-1	74	66	9	23	451	14.1
00-01	33-30	139-367	.379	87-215	.405	65-78	.833	101	3.1	41-0	60	49	7	29	430	13.0
TOTAL	131-97	505-1260	.401	316-771	.410	248-303	.818	373	2.8	161-1	228	218	22	103	1574	12.0



CHRISTY SMITH'S CAREER STATS

YEAR	GP-GS	FG-FGA	PCT.	3P-3PA	PCT.	FT-FTA	PCT.	REB	RPG	PF-DQ	A	TO	BK	ST	PTS	PPG
94-95	30-30	117-307	.381	40-113	.354	134-149	.899	76	2.5	60-1	133	134	2	89	408	13.6
95-96	22-22	111-276	.402	31-102	.304	110-138	.797	73	3.3	47-0	97	88	1	44	363	16.5
96-97	28-27	100-273	.366	45-134	.336	98-121	.810	68	2.4	57-0	131	82	1	52	343	12.3
97-98	31-31	93-255	.365	40-116	.345	119-143	.832	77	2.5	67-0	146	89	2	54	345	11.1
TOTAL	111-110	421-1111	.379	156-465	.336	461-551	.837	294	2.7	231-1	507	393	6	239	1459	13.1

RECORDS - 1,000 POINT CLUB



KARYN KARLIN'S CAREER STATS

YEAR	GP-GS	FG-FGA	PCT.	3P-3PA	PCT.	FT-FTA	PCT.	REB	RPG	PF-DQ	A	TO	BK	ST	PTS	PPG
96-97	28-25	121-244	.496	1-4	.250	76-102	.745	193	6.9	65-0	37	39	35	55	319	11.4
97-98	33-33	198-411	.482	0-0	.000	105-143	.734	181	5.5	83-1	35	65	24	49	501	15.2
98-99	18-18	109-232	.470	0-3	.000	70-93	.753	113	6.3	47-1	13	45	10	24	288	16.0
99-00	32-26	125-293	.427	1-3	.333	82-115	.713	160	5.0	78-0	36	55	10	47	333	10.4
TOTAL	111-102	553-1180	.469	2-10	.200	333-453	.735	647	5.8	273-2	121	204	79	175	1441	13.0



TRACY WEBB'S CAREER STATS CAREER STEALS LEADER

YEAR	GP-GS	FG-FGA	PCT.	3P-3PA	PCT.	FT-FTA	PCT.	REB	RPG	PF-DQ	A	TO	BK	ST	PTS	PPG
83-84	27-5	69-158	.437	—	—	75-109	.688	59	2.2	86-4	61	96	4	51	213	7.9
84-85	28-27	127-264	.481	—	—	102-142	.718	96	3.4	79-6	104	126	1	68	356	12.7
85-86	30-29	148-353	.419	—	—	91-130	.700	117	3.9	87-5	86	98	1	79	327	12.6
86-87	32-30	165-358	.461	1-7	.143	116-145	.800	116	3.6	73-5	173	135	0	95	447	14.0
TOTAL	117-91	509-1133	.449	1-7	.143	384-526	.730	388	3.3	325-20	424	455	6	293	1343	11.5



DANA CHERRY'S CAREER STATS

YEAR	GP-GS	FG-FGA	PCT.	3P-3PA	PCT.	FT-FTA	PCT.	REB	RPG	PF-DQ	A	TO	BK	ST	PTS	PPG
99-00	32-12	96-210	.457	4-7	.571	45-60	.750	118	3.7	68-2	34	89	8	29	241	7.5
00-01	33-26	137-293	.468	2-8	.250	62-84	.738	127	3.9	82-0	36	63	3	23	338	10.2
01-02	32-28	162-345	.470	1-2	.500	93-127	.732	153	4.8	73-0	43	62	9	32	418	13.1
02-03	33-29	148-364	.407	3-8	.375	93-125	.744	165	5.0	61-1	53	80	5	43	392	11.9
TOTAL	130-95	543-1212	.448	10-25	.400	293-396	.740	563	4.3	284	166	141	25	127	1389	10.7



SYTIA MESSER'S CAREER STATS

YEAR	GP-GS	FG-FGA	PCT.	3P-3PA	PCT.	FT-FTA	PCT.	REB	RPG	PF-DQ	A	TO	BK	ST	PTS	PPG
95-96	34-14	102-290	.352	26-100	.260	64-99	.647	177	5.2	65-2	39	90	6	45	294	8.7
96-97	28-24	94-259	.363	22-97	.227	58-83	.699	123	4.4	65-0	40	50	4	60	268	9.6
97-98	33-32	140-354	.396	37-121	.306	97-137	.708	141	4.3	93-4	78	94	10	39	414	12.6
98-99	33-26	133-341	.390	27-94	.287	110-139	.791	162	4.9	93-2	51	85	4	34	403	12.2
TOTAL	128-96	469-1244	.377	112-412	.272	329-458	.718	603	4.7	316-8	208	319	24	178	1379	10.8



INDIA LEWIS' CAREER STATS CAREER 3PT ATT. LEADER

YEAR	GP-GS	FG-FGA	PCT.	3P-3PA	PCT.	FT-FTA	PCT.	REB	RPG	PF-DQ	A	TO	BK	ST	PTS	PPG
99-00	32-2	85-211	.403	66-166	.398	39-53	.736	58	1.8	49-0	88	75	2	44	275	8.6
00-01	23-2	44-138	.319	36-116	.310	19-23	.826	39	1.7	18-0	46	33	0	26	143	6.2
01-02	32-30	148-401	.368	89-271	.328	62-74	.838	82	2.6	70-3	73	57	6	72	447	14.0
02-03	33-33	137-369	.371	76-234	.325	93-109	.853	91	2.8	51-1	69	49	1	68	443	13.4
TOTAL	119-67	414-1119	.370	267-787	.339	213-259	.822	270	2.3	188-4	276	214	9	117	1308	11.0



JULIET JACKSON'S CAREER STATS

YEAR	GP-GS	FG-FGA	PCT.	3P-3PA	PCT.	FT-FTA	PCT.	REB	RPG	PF-DQ	A	TO	BK	ST	PTS	PPG
86-87	32-4	74-179	.413	1-6	.167	21-34	.618	50	1.6	47-1	49	63	0	39	170	5.3
87-88	28-21	97-225	.431	3-14	.216	36-62	.581	63	2.3	57-1	77	83	1	61	233	8.3
88-89	30-29	171-335	.510	4-8	.500	45-74	.608	95	3.2	66-2	90	79	1	56	403	13.4
89-90	30-26	158-389	.406	4-19	.211	87-115	.757	114	3.8	97-7	97	59	0	39	407	13.6
TOTAL	120-80	500-1128	.443	12-47	.255	189-285	.663	322	2.7	267-11	313	284	2	195	1,213	10.1



AMBER NICHOLAS' CAREER STATS CAREER FT PCT. /3PT PCT. LEADER

YEAR	GP-GS	FG-FGA	PCT.	3P-3PA	PCT.	FT-FTA	PCT.	REB	RPG	PF-DQ	A	TO	BK	ST	PTS	PPG
88-89	30-3	79-178	.444	18-46	.391	26-31	.839	61	2.0	63-0	99	61	1	29	202	6.7
89-90	30-30	128-292	.438	31-71	.437	46-53	.868	131	4.4	69-4	169	116	3	67	333	11.1
90-91	32-32	152-308	.494	41-86	.477	53-66	.803	118	3.7	56-1	180	96	1	58	398	12.4
91-92	25-25	98-255	.384	31-88	.352	49-56	.875	118	4.7	60-2	89	100	1	66	276	11.0
TOTAL	117-90	457-1033	.442	121-291	.416	174-206	.845	428	3.7	248-7	537	373	5	220	1209	10.3

RECORDS - 1,000 POINT CLUB



STEPHANIE BLOOMER'S CAREER STATS

YEAR	GP-GS	FG-FGA	PCT.	3P-3PA	PCT.	FT-FTA	PCT.	REB	RPG	PF-DQ	A	TO	BK	ST	PTS	PPG
91-92	25-14	75-170	.441	0-2	.000	54-82	.659	144	5.8	77-5	26	37	27	25	204	8.2
92-93	27-21	94-204	.461	0-2	.000	58-84	.691	168	6.2	74-4	33	70	31	36	246	9.1
93-94	24-18	102-208	.490	0-0	.000	88-132	.667	154	6.4	76-5	30	52	35	41	292	12.2
94-95	29-27	148-284	.521	1-7	.143	120-156	.769	225	7.8	84-3	55	87	33	44	417	14.4
TOTAL	105/80	419-866	.484	1-11	.091	320-545	.587	691	6.6	311-17	139	246	126	146	1159	11.0



AMANDA HOLLEY'S CAREER STATS

YEAR	GP-GS	FG-FGA	PCT.	3P-3PA	PCT.	FT-FTA	PCT.	REB	RPG	PF-DQ	A	TO	BK	ST	PTS	PPG
81-82	36-33	123-292	.421	-	-	63-104	.606	242	6.7	117-5	15	66	55	43	309	8.6
82-83	29-28	183-344	.532	-	-	68-92	.739	212	7.3	96-1	28	69	50	49	434	15.0
83-84	29-28	171-318	.538	-	-	69-97	.711	229	7.9	84-1	44	65	42	46	411	14.2
TOTAL	94-89	477-954	.500	-	-	200-293	.683	683	7.3	297-7	87	200	147	138	1,154	12.3



MONICA BROWN'S CAREER STATS

YEAR	GP-GS	FG-FGA	PCT.	3P-3PA	PCT.	FT-FTA	PCT.	REB	RPG	PF-DQ	A	TO	BK	ST	PTS	PPG
83-84	23-10	58-112	.518	-	-	19-31	.613	94	4.1	46-2	11	13	4	9	140	5.0
84-85	25-24	111-224	.496	-	-	43-70	.614	162	6.5	47-1	N/A	14	4	15	265	10.6
85-86	20-18	118-217	.544	-	-	42-59	.712	181	6.0	28-0	19	17	3	35	278	13.9
86-87	32-32	176-336	.524	-	-	91-122	.746	252	7.9	62-1	36	60	13	31	443	13.8
TOTAL	100-84	463-889	.521	-	-	195-282	.691	689	6.9	183-4	66 (inc.)	104	24	90	1126	11.26



CHERYL ORCHOLSKI'S CAREER STATS

YEAR	GP-GS	FG-FGA	PCT.	3P-3PA	PCT.	FT-FTA	PCT.	REB	RPG	PF-DQ	A	TO	BK	ST	PTS	PPG
80-81	29-13	141-310	.455	-	-	37-46	.804	319	11.0	75-2	45	109	1	47	319	11.0
81-82	36-36	131-292	.449	-	-	79-97	.814	234	6.5	115-6	99	147	2	62	455	12.6
82-83	29-28	101-213	.474	-	-	56-74	.757	76	2.6	67-1	101	131	2	29	258	8.9
83-84	29-25	72-165	.436	-	-	49-58	.845	48	1.7	52-3	78	114	0	30	207	7.1
TOTAL	123-102	445-980	.454	-	-	221-275	.804	667	5.5	309-12	323	501	5	168	1239	10.1



C'EIRA RICKETTS CAREER STATS

Year	GP-GS	FG-FGA	Pct	FG-FGA	Pct	FT-FTA	Pct	REB	RPG	PF-FO	Ast	TO	Blk	Stl	Pts	PPG
2008-09	28-26	140-331	.423	9-48	.188	69-94	.734	179	6.4	50-0	107	73	14	77	358	12.8
2009-10	30-30	127-313	.406	7-32	.219	29-55	.527	151	5.0	53-1	121	95	23	73	290	9.7
2010-11	34-34	171-449	.381	29-83	.349	101-148	.682	161	4.7	49-0	127	80	13	77	472	12.9
TOTAL	92-90	438-1093	.401	45-163	.276	199-297	.670	491	5.3	152-1	355	248	50	227	1120	12.2



KELLY JOHNSON'S CAREER STATS

YEAR	GP-GS	FG-FGA	PCT.	3P-3PA	PCT.	FT-FTA	PCT.	REB	RPG	PF-DQ	A	TO	BK	ST	PTS	PPG
92-93	20-1	44-81	.543	0-1	.000	30-37	.811	76	2.8	61-5	25	74	3	28	118	5.9
93-94	29-25	119-220	.541	0-1	.000	59-74	.797	144	5.0	57-0	44	77	7	33	297	10.2
94-95	30-29	117-307	.488	0-5	.000	75-91	.824	173	5.8	63-2	42	64	3	31	351	11.7
95-96	34-32	139-310	.448	2-9	.222	63-77	.818	165	4.9	70-2	59	171	10	49	343	10.1
TOTAL	113-87	419-918	.456	2-16	.125	227-279	.813	558	4.9	251-9	170	386	23	141	1109	9.8



BLAIR SAVAGE'S CAREER STATS

YEAR	GP-GS	FG-FGA	PCT.	3P-3PA	PCT.	FT-FTA	PCT.	REB	RPG	PF-DQ	A	TO	BK	ST	PTS	PPG
89-90	30-17	120-235	.511	0-0	.000	23-40	.575	167	5.6	68-3	67	72	12	29	263	8.8
90-91	32-25	155-297	.522	0-0	.000	46-70	.657	217	6.8	81-2	78	71	10	38	356	11.1
91-92	25-22	108-212	.509	0-1	.000	27-53	.509	139	5.6	47-0	33	62	5	27	243	9.7
92-93	27-27	89-182	.489	1-2	.500	31-45	.689	152	5.6	66-2	55	71	19	22	210	7.8
TOTAL	114-91	472-926	.510	1-3	.250	127-208	.610	675	5.9	257-7	233	126	46	116	1072	9.4

RECORDS - 1,000 POINT CLUB



SARAH PFEIFER'S CAREER STATS

YEAR	GP-GS	FG-FGA	PCT.	3P-3PA	PCT.	FT-FTA	PCT.	REB	RPG	PF-DQ	A	TO	BK	ST	PTS	PPG
02-03	29-6	43-86	.500	1-1	1.000	30-47	.638	87	3.0	50-1	18	31	10	16	117	4.0
03-04	3-3	8-17	.471	0-0	.000	4-8	.500	8	2.7	5-0	1	1	2	3	20	6.7
04-05	31-17	147-330	.446	0-0	.000	89-126	.706	147	4.7	83-3	32	50	22	36	383	12.4
05-06	Redshirt due to injury															
06-07	31-14	98-255	.384	0-4	.000	55-68	.809	112	3.6	84-6	32	49	14	24	251	8.1
07-08	30-14	104-265	.392	23-82	.280	54-78	.692	211	4.9	80-3	55	58	24	17	285	9.5
TOTAL	124-54	400-953	.415	24-87	.276	232-327	.709	565	4.5	301-13	138	189	72	96	1056	8.5



KIM BUNGE'S CAREER STATS

YEAR	GP-GS	FG-FGA	PCT.	3P-3PA	PCT.	FT-FTA	PCT.	REB	RPG	PF-DQ	A	TO	BK	ST	PTS	PPG
79-80	23-0	47-96	.489	—	—	30-43	.697	102	4.4	58-1	7	35	23	11	124	5.4
80-81	26-15	99-222	.446	—	—	78-119	.655	183	6.3	77-3	14	53	38	21	262	10.1
81-82	36-35	160-328	.488	—	—	135-189	.714	234	6.5	115-6	19	86	39	40	455	12.6
82-83	29-24	80-173	.462	—	—	46-76	.605	133	4.6	76-3	20	48	16	15	206	7.1
TOTAL	114-74	386-619	.624	—	—	289-427	.677	652	5.7	326-13	60	222	116	67	1047	9.2



LYNDSAY HARRIS' CAREER STATS

Year	GP-GS	FG-FGA	Pct	FG-FGA	Pct	FT-FTA	Pct	Tot	RPG	PF-FO	Ast	TO	Blk	Stl	Pts	PPG
2008-09	32-28	103-303	.340	56-193	.290	45-70	.643	97	3.0	86-4	58	88	6	42	307	9.6
2009-10	30-30	123-329	.374	75-220	.341	56-75	.747	75	2.5	101-1	95	113	6	41	377	12.6
2010-11	29-29	115-326	.353	81-232	.349	45-65	.692	111	3.8	85-1	64	74	7	39	356	12.3
TOTAL	91-87	341-958	.356	212-645	.329	146-210	.695	283	3.1	272-6	217	275	19	122	1040	11.4



LONNIYA BRAGG'S CAREER STATS

YEAR	GP-GS	FG-FGA	PCT.	3P-3PA	PCT.	FT-FTA	PCT.	REB	RPG	PF-DQ	A	TO	BK	ST	PTS	PPG
97-98	31-3	25-57	.439	0-0	.000	14-30	.467	65	2.1	30-0	5	18	3	17	64	2.1
98-99	34-29	115-204	.564	0-2	.000	67-100	.670	168	4.9	80-3	14	61	11	27	297	8.7
99-00	31-27	127-214	.594	0-0	.000	62-97	.639	204	6.6	80-2	30	76	16	38	316	10.2
00-01	33-32	138-252	.548	0-0	.000	83-128	.648	221	6.7	87-2	36	78	23	39	359	10.9
TOTAL	129-91	405-727	.557	0-2	.000	226-355	.637	658	5.1	277-7	85	233	53	121	1036	8.0

RECORDS



AMY WRIGHT'S CAREER STATS

CAREER ASSISTS LEADER

YEAR	GP-GS	FG-FGA	PCT.	3P-3PA	PCT.	FT-FTA	PCT.	REB	RPG	PF-DQ	A	TO	BK	ST	PTS	PPG
98-99	34-33	41-115	.357	7-35	.200	42-65	.646	62	1.8	81-2	172	113	5	38	131	3.9
99-00	32-30	47-123	.382	10-31	.323	40-59	.678	50	1.6	82-2	142	109	4	36	144	4.5
00-01	33-31	84-184	.457	9-30	.300	62-102	.608	106	3.2	75-0	198	124	12	54	239	7.2
01-02	32-31	64-196	.327	7-33	.212	76-117	.650	99	3.1	66-0	205	101	6	66	211	6.6
TOTAL	131-125	236-618	.382	33-129	.256	220-343	.641	317	2.4	304-4	717	447	27	194	725	5.5



LAUREN ERVIN'S CAREER STATS

CAREER REBOUNDING AVG. LEADER

YEAR	GP-GS	FG-FGA	PCT.	3P-3PA	PCT.	FT-FTA	PCT.	REB	RPG	PF-DQ	A	TO	BK	ST	PTS	PPG
2006-07	31-31	158-279	.566	1-4	.250	78-107	.729	319	10.3	69-0	47	52	76	37	395	12.7
2007-08	16-16	99-186	.532	13-35	.371	45-55	.818	176	11.0	33-0	43	34	27	22	256	16.0
TOTAL	47-47	257-465	.553	14-39	.359	123-162	.759	495	10.5	102-0	90	86	103	59	651	13.9


ARKANSAS ALL-AMERICANS



Shameka CHRISTON



Christy SMITH



Shelly WALLACE

ASSOCIATED PRESS ALL-AMERICA

- 2003-04 Shameka Christon, Third Team
- 1997-98 Christy Smith, honorable mention
- 1996-97 Christy Smith, honorable mention
- 1995-96 Christy Smith, honorable mention
- 1994-95 Christy Smith, honorable mention

KODAK ALL-AMERICA HONORS

- 2003-04 Shameka Christon, honorable mention All-America; All-District III
- 1990-91 Delmonica DeHorney, All-America; All-District VI
- 1988-89 Shelly Wallace, honorable mention All-America; All-District VI

OTHER ALL-AMERICA HONORS

- 2008-09 C'eira Ricketts, Second Team (Full Court Press Freshman All-America team)
- 2003-04 Shameka Christon (Wooden Award All-American; finalist, Wade Trophy and Naismith awards; Street & Smith's high honorable mention preseason All-America; Wooden Award preseason All-America)
- 2002-03 Shameka Christon (Street & Smith's high honorable mention preseason all-America; Basketball Times honorable mention All-America; Women's Basketball News Service All-America)
- 2001-02 Shameka Christon (Street & Smith's honorable mention preseason all-America; Basketball Times, honorable mention All-America)
- Amy Wright (Women's Basketball News Service preseason)
- 1998-99 Karyn Karlin (Women's Basketball News Service All-American, 2nd team)
- 1997-98 Christy Smith (Women's Basketball News Service All-American, 2nd team; WBNS preseason All-American)
- Karyn Karlin (Women's Basketball News Service All-American, 3rd team)
- 1996-97 Christy Smith (Women's BB News Service; Athlon Sports, Lindy's, 2nd team preseason All-American)


- 1995-96 Christy Smith (ESPN Basketball Top 5; Women's Basketball News Service, 2nd team preseason All-America)
- Sytia Messer & Shaka Massey (PRIME Network Freshman All-America)
- 1994-95 Christy Smith (Women's Basketball News Service, 2nd team; WBNS Freshman All-America, 1st team)
- Kimberly Wilson & Stephanie Bloomer (Women's Basketball News Service, preseason all-America)
- 1990-91 Delmonica DeHorney (USA TODAY top 15; Street & Smith's, 1st team; Dick Vitale's Basketball, 2nd team)
- Amber Nicholas (Street & Smith's BB Yearbook, honorable mention).
- 1988-89 Shelly Wallace (American Women's Sports Federation, 2nd team; Street & Smith's, honorable mention)
- 1987-88 Delmonica DeHorney (American Women's Sports Federation, Freshman All-America Team)
- 1985-86 Lanell Dawson (American Women's Sports Federation, Freshman All-America Team; Women's Basketball Yearbook Freshman All-America, honorable mention)

COSIDA ACADEMIC ALL-AMERICA

- 2007-08 Sarah Pfeifer, national ballot
- 2006-07 Sarah Pfeifer, national ballot
- 2005-06 Kristin Peoples, 3rd Team
- 2004-05 Kristin Peoples, national ballot
- 1990-91 Amber Nicholas, 2nd Team
- 1989-90 Amber Nicholas, 3rd Team

COSIDA ACADEMIC ALL-DISTRICT

- 2007-08 Sarah Pfeifer, 1st Team
- Brittney Vaughn, 2nd Team
- 2006-07 Sarah Pfeifer, 1st Team
- 2005-06 Kristin Peoples, 1st Team
- 2004-05 Sarah Pfeifer, 2nd Team
- 1990-91 Amber Nicholas, 1st Team
- Sally Moore, 2nd Team



Delmonica DeHorney



Amber NICHOLAS

ALL-SOUTHEASTERN CONFERENCE

The All-Southeastern Conference team is selected by the league coaches and has changed twice in the recent seasons. Since the league's inception, the team was composed of a first- and second-team of 10 players each. In 2003, only 10 players -- five first, five second -- were selected. In 2004, 16 players -- eight first and eight second -- were chosen, the format which continues today. Five freshmen are chosen to the all-freshman team (with the exception of 1999). In addition, the academic team for the SEC, the SEC Academic Honor Roll, is chosen each season. After 2001, the honor roll is one year out of sequence to allow seniors to earn fourth-year honors. Recent additions to the team structure were made in 2003 with the Community Service Team, 2004 with Scholar-Athlete of the Year and Defensive Player of the Year, 2006 saw the first Freshmen of the Week and 2008 a five-player all-defensive team.

2011
C'eira Ricketts, Preseason Second Team (media)
C'eira Ricketts, Second Team (coaches)
Sarah Watkins, Second Team (coaches)
Ashley Daniels, Community Service Team

2010
C'eira Ricketts, Preseason Second Team (media)
C'eira Ricketts, Preseason First Team (coaches)
Ashlea Williams, Community Service Team

2009
C'eira Ricketts, Co-Freshman of the Year
C'eira Ricketts, Second Team
Charity Ford, Community Service Team
Lyndsay Harris, Freshman All-SEC
Lyndsay Harris, Freshman Academic Honor Roll
Charity Ford, Sixth Player of the Year
Ayanna Brereton, Academic Honor Roll
Brittney Richardson, Academic Honor Roll
Ashlea Williams, Academic Honor Roll

2008
Brittney Vaughn, All-Defense Team
Sarah Pfeifer, Academic Honor Roll
Brittney Vaughn, Academic Honor Roll

2007
Lauren Ervin, Second Team
Sarah Pfeifer, Scholar-Athlete of the Year
Sarah Pfeifer, Community Service Team
Leslie Howard, Academic Honor Roll
Sarah Pfeifer, Academic Honor Roll
Brittney Vaughn, Academic Honor Roll

2006
Rochelle Vaughn, Community Service Team
Kristin Peoples, Academic Honor Roll
Melissa Hobbs, Academic Honor Roll
Brittney Vaughn, Academic Honor Roll

2005
Sarah Pfeifer, Scholar-Athlete of the Year
Sarah Pfeifer, Community Service Team
Sarah Pfeifer, Academic Honor Roll
April Seggebruch, Academic Honor Roll
Rochelle Vaughn, Academic Honor Roll
Kristin Peoples, Academic Honor Roll
Melissa Hobbs, Academic Honor Roll
Adrienne Bush, Academic Honor Roll

2004
Shameka Christon, Player of the Year & First Team
Kristin Peoples, Freshman All-SEC & Academic Honor Roll
Shanna Harmon, Good Works Team
Sarah Pfeifer, Academic Honor Roll
April Seggebruch, Academic Honor Roll
Rochelle Vaughn, Academic Honor Roll

2003
Shameka Christon, Second Team, Good Works
Ruby Vaden, Freshman All-SEC
India Lewis, Academic Honor Roll
Shanna Harmon, Academic Honor Roll

2002
Shameka Christon, Second Team
Dana Cherry, Second Team
Celia Anderson, Academic Honor Roll
Wendi Willits, Academic Honor Roll
Shanna Harmon, Academic Honor Roll

2001
Shameka Christon, Freshman All-SEC
Wendi Willits, Academic Honor Roll
Celia Anderson, Academic Honor Roll

2000
Wendi Willits, Second Team
Celia Anderson, Academic Honor Roll
Karyn Karlin, Academic Honor Roll
Brandi Whitehead, Academic Honor Roll
Wendi Willits, Academic Honor Roll
Amy Wright, Academic Honor Roll

1999
Karyn Karlin, Second Team
Karyn Karlin, Academic Honor Roll
Wendi Willits, Academic Honor Roll

1998
Christy Smith, First Team
Karyn Karlin, Second Team
Karyn Karlin, Academic Honor Roll
Carrie Satterfield, Academic Honor Roll
Christy Smith, Academic Honor Roll
Tiffany Wright, Academic Honor Roll

1997
Christy Smith, Second Team
Kimberly Wilson, Second Team
Karyn Karlin, SEC Freshman of the Year & Freshman All-SEC
Kimberly Wilson, Academic Honor Roll
Christy Smith, Academic Honor Roll
Shaka Massey, Academic Honor Roll
Carrie Parker, Academic Honor Roll
Taqueta Roberson, Academic Honor Roll
Tiffany Wright, Academic Honor Roll

1996
Kimberly Wilson, Second Team
Shaka Massey, Freshman All-SEC
Sytia Messer, Freshman All-SEC
Christy Smith, Academic Honor Roll

1995
Christy Smith, Freshman of the Year, Second Team; Consensus All Freshman Team
Kimberly Wilson, Second Team
Stephanie Bloomer, Second Team

1994
Kimberly Wilson, Freshman All-SEC

1993
Angela Davis, Academic Honor Roll
Blair Savage, Academic Honor Roll

1992
Amber Nicholas, Academic Honor Roll
Blair Savage, Academic Honor Roll



ALL-SEC TOURNAMENT

2003 Shameka Christon
2002 Shameka Christon

SEC PLAYER OF THE WEEK

2011 C'eira ricketts, Dec. 6 & Dec. 20
Sarah Watkins, Jan. 10
2010 Quistelle Williams, Feb. 15 (freshman)
2009 C'eira Ricketts, Five Times (freshman)*
Charity Ford, Feb. 20
2008 Lauren Ervin, Dec. 5 & Dec. 31
2007 Brittney Vaughn, Dec. 18
Donica Cosby, Nov. 27 (freshman)
2006 Whitney Jones, Dec. 1 (freshman)
2004 Shameka Christon, Jan. 19, Feb. 9 (co)
2003 Shameka Christon, Jan. 20
India Lewis, Dec. 2, 2002
2001 Wendi Willits, Jan. 25
2000 Karyn Karlin, Feb. 7
Dana Cherry, Dec. 13, 1999
1998 Christy Smith, Jan. 12
1995 Christy Smith, Jan. 30
1994 Kimberly Wilson, Rookie of the Week
1992 Sha Hopson, Jan. 16
*Ties SEC Record

ASSOCIATED PRESS ALL-SOUTHEASTERN CONFERENCE

Starting with the 1998 season, the Associated Press women's basketball writers voted All-Southeastern Conference team.
2011 C'eira Ricketts, Second Team
Sarah Watkins, Honorable Mention
2009 C'eira Ricketts, Honorable Mention
2008 Brittney Vaughn, Honorable Mention
2004 Shameka Christon, Player of the Year & First Team
2003 Shameka Christon, Second Team
India Lewis, Third Team
2002 Shameka Christon, Dana Cherry, Honorable Mention
2001 Wendi Willits, Third Team
1999 Karyn Karlin, Second Team
1998 Christy Smith, First Team

SEC LEGENDS

2001 Christy Smith
2002 Wendi Willits
2003 Amber Shirey
2004 Christy Smith Flowers
2005 Tracy Webb Rice
2006 Bettye Fiscus Dickey
2007 Kimberly Wilson Jenkins
2008 Shelley Wallace
2009 Lisa Sparks Walker, track and field
2010 Shameka Christon
2011 Delmonica DeHorney Hawkins



Even though she was one of the most prolific assist-makers at Arkansas, leading the SEC her junior season, Brittney Vaughn had the distinction of being the first Razorback women's basketball player named to the SEC All-Defense team. She led Arkansas in steals for three-consecutive seasons, and was voted by the league's 12 coaches to the defensive squad as a senior in 2008. Her top season for both steals (71) and assists (176) was her junior campaign in 2006-07.

ALL-SOUTHWEST CONFERENCE

The All-Southwest Conference team selected by the league coaches was composed of five players from 1983-86. Starting in 1987, two five-player teams were chosen. In 1988, an academic team, co-sponsored by GTE, was started.

1991

Delmonica DeHorney, 1st Team, Player of the Year
 Amber Nicholas, 1st Team, Academic Team
 Blair Savage, 2nd Team
 Sha Hopson, All-Newcomer Team

1990

Delmonica DeHorney, 1st Team, Player of the Year
 Juliet Jackson, 2nd Team
 Amber Nicholas, 2nd Team, Acad. Team
 Sue Pack, Academic Team
 John Sutherland, Coach of the Year

1989

Shelly Wallace, 1st Team
 Juliet Jackson, 2nd Team
 John Sutherland, Coach of the Year

1988

Shelly Wallace, 1st Team
 Delmonica DeHorney, 2nd Team,
 Newcomer of the Year
 Cindy Daley, Academic Team

1987

Tracy Webb, 1st Team
 Monica Brown, 2nd Team

1986

John Sutherland, Coach of the Year

1985

Bettye Fiscus

1984

Amanda Holley

1983

Bettye Fiscus

1982

Bettye Fiscus, Kim Bunge

1988 Shelly Wallace, Feb. 16, Feb. 23, Mar. 7

1987 Bronwyn Wynn, Jan. 27

Tracy Webb, Feb. 17

Monica Brown, Feb. 24

SWC ALL-DECADE TEAM

Selected on the 10th anniversary of women's championships in the Southwest Conference.

FIRST TEAM

Delmonica DeHorney

SECOND TEAM

Bettye Fiscus

Shelly Wallace

ALL-SWC TOURNAMENT

1991 Amber Nicholas, MVP

Delmonica DeHorney, Sha Hopson

1989 Shelly Wallace, Lisa Martin

1987 Tracy Webb, Bronwyn Wynn

1985 Bettye Fiscus

1984 Amanda Holley

1983 Bettye Fiscus

SWC PLAYER OF THE WEEK

Player of the Week honors started in 1986-87.

1991 Delmonica DeHorney, Jan. 14, Feb. 21

Blair Savage, Dec. 17

1990 Delmonica DeHorney, Jan. 9, Feb. 6 (co-player), Feb. 27

Amber Nicholas, Feb. 13 (co-player)

Blair Savage, Jan. 23

1989 Shelly Wallace, Dec. 13, Dec. 20, Feb. 21




NCAA WOMAN OF THE YEAR



Amber
NICHOLAS

1992 STATE WINNER



Blair
SAVAGE

1993 STATE WINNER



Christy
SMITH

1998 STATE WINNER

Started in 1991 to recognize female athletes, the NCAA Woman of the Year program showcases individuals who have been standouts in athletics, academics and community service.

The Razorback women's basketball team has three university and statewide selections in the NCAA Woman of the Year program.

The University of Arkansas has produced 10 of the first 11 Women of the Year for the state, including the first top 10 national finalist for the state of Arkansas -- track and field All-American Jessica Dailey.

Each NCAA member institution selects its university-wide Woman of the Year. Those nominations are forwarded to the state level where a panel of journalists and NCAA officials vote to select a representative for the state at the national level. These 51 state Women of the Year are honored at the NCAA Woman of the Year banquet where a top 10 and a single national Woman of the Year are chosen.

OTHER RAZORBACK HONORS

NCAA WOMAN OF THE YEAR

Christy Smith, 1998
State of Arkansas and National Finalist
Blair Savage, 1993
State of Arkansas and National Finalist
Amber Nicholas, 1992
State of Arkansas and National Finalist

NCAA POSTGRADUATE SCHOLARSHIP

Amber Nicholas, 1992-93

WADE TROPHY

Shameka Christon, 2004 finalist
Amber Nicholas, 1992 nominee
Delmonica DeHorney, 1991 finalist
Bettye Fiscus, 1985 finalist

NAISMITH AWARD

Shameka Christon, 2003 ballot, 2004 finalist
Christy Smith, 1997 ballot
Christy Smith, 1996 finalist
Delmonica DeHorney, 1991 finalist

WOODEN AWARD

Shameka Christon, 2004 finalist

ED STEITZ AWARD

Wendi Willits, 1999

ESPN THREE-POINT CONTEST

Wendi Willits, 2001

SPORTS ILLUSTRATED PLAYER OF THE WEEK

Delmonica DeHorney, March 1, 1990

NATIONAL COACH OF THE YEAR

Gary Blair, Basketball Times, 1995
Women's BB News Service, 1995

USA BASKETBALL TEAM TRIALS

C'eira Ricketts, 2009
Shameka Christon, 2009
Ruby Vaden, 2003
Danielle Allen, 2003
Shameka Christon, 2001, 2002
Christy Smith, 1997
Shaka Massey, 1996

USA JUNIOR NATIONAL TEAM

Shameka Christon, 2001 (FIBA Jr World Bronze Medal)

USA YOUNG WOMEN'S TEAM

Ruby Vaden, 2003 team alternate
Shameka Christon, 2002 (COPABA Gold Medal)

WORLD UNIVERSITY GAMES

Christy Smith, 1997, Gold Medalist

JONES CUP

Gary Blair, 1996, Assistant Coach

OLYMPIC FESTIVAL TEAM

Gary Blair, 1996, North team, head coach
Christy Smith, 1995, North team
Sha Hopson, 1991, South team

US SELECT TEAM TRIALS

Marsha Lackey-Vining, 1978
Debbie Roe, 1978
Shameka Christon, 2009

BELL ATLANTIC SCHOLAR-ATHLETE AWARD

Amber Nicholas, 1990

ENTERGY POSTGRADUATE SCHOLARSHIP

Blair Savage, 1993

WBCA ROBIN ROBERTS AWARD

Brittney Vaughn, 2008

WBCA/HONDA ALL-STAR CHALLENGE

Christy Smith, 1998 (Selected, did not play due to F4)

ATHLETES IN ACTION (COLLEGE)

Sytia Messer, 1997 (Europe)
Kimberly Wilson, 1995 (Africa)
Cheryl Orcholski, 1983 (S. America)
John Sutherland, 1983 (Asst. Coach, Asia)

ATHLETES IN ACTION (PRO)

Karyn Karlin, 2000 & 2001
(USA Tour Team)
Christy Smith, 2000, 1998 (USA Tour Team)
Sytia Messer, 1999 (USA Tour Team)

ATHLETIC INT'L MINISTRIES

Karyn Karlin, 1999, Collegiate Athlete of the Year
Christy Smith, 1998, Collegiate Athlete of the Year

WNBA CAMP

Lauren Ervin, 2009
Brittney Vaughn, 2008
Shameka Christon, 2004
Amy Wright, 2002
Wendi Willits, 2001
Karyn Karlin, 2000
Christy Smith, 1998
Kimberly Wilson, 1997

U19 WORLD CHAMPIONSHIP

C'eira Ricketts, 2009

RAZORBACKS IN THE PROS

Celia Anderson

Alexander the Great (Greece), 2001

Lonniya Bragg

Atlanta Flame (WBCBL), 2006 [MVP, 2006]
Sundsvall Saints (Sweden), 2008

Dana Cherry

Charlotte Sting (WNBA) [23rd pick overall; 2nd rd, 2003 draft]

Treva Christensen

Insolo (Finland), 2002

Shameka Christon

Chicago Sky (2010-present)
New York Liberty (WNBA), 2004-2009
(5th pick overall; 1st round, 2004 draft, WNBA All-Star Team, 2009)
Rivas Futura (Spain) 2006
Elizur Ramla (Israel D. I), 2004-05
Hondarribia-Irun (Spain), 2008
Orenburg (Russia), 2009

Delmonica DeHorney

Japan Air Lines, 1991

Lauren Ervin

Connecticut Sun (WNBA), 2008-09
(37th pick overall, 3rd round, 2008 draft)
Sundsvall Saints (Sweden) 2009

Karyn Karlin

Birmingham Power (ABL), 2002
Miami Sol (WNBA), 2002 camp
BC Nokia (Finland), 2001
Calais (France), 2001

India Lewis

BL Levy (Holland), 2004

Shaka Massey

Charlotte Sting (WNBA), 2000
(59th pick overall; 4th round, 2000 draft)

Cheryl Orcholski

Columbus Minks (WBA), 1984 [40th pick of 1984 draft]

Christy Smith

Charlotte Sting (WNBA), 1998 & 1999
(17th pick overall; 2nd round, 1998 draft)

Brittney Vaughn

Minnesota Lynx (WNBA), 2008
Visby (Sweden), 2008-09

Rochelle Vaughn

Dallas Lady Diesel (WBCBL), 2006
Russia, 2008-09

Wendi Willits

Los Angeles Sparks (WNBA), 2001 [Free agent]

Amy Wright

Detroit Shock (WNBA), 2002 camp

ALL-TOURNAMENT TEAM SELECTIONS

124



Bettye Fiscus (back row standing at left) is the first Razorback women's basketball player to earn all-tournament. This is the all-tournament team from one of the great women's basketball tournaments of the early era, the Northern Lights Invitational hosted by University of Alaska-Anchorage.

CONFERENCE, NATIONAL LEADERS

Individual -- NCAA Division I		1996	Kimberly Wilson, 3pt %	46.4%	
1995	Christy Smith, free throw %	89.9%	1995	Christy Smith, free throw %	89.9%
Team -- NCAA Division I		Team -- SEC			
1991	Field Goal Pct.	52.3%	2005	Steals	833/12.52 per
Individual -- SEC		2000 3-Point Pct. 38.2%			
2011	Lyndsay Harris, 3pt made	81/2.8 per	1996	3-Point Pct. Defense	28.1%
2004	Shameka Christon, scoring	611 pts/21.8 ppg	1995	Free Throw Pct.	77.0%
2002	India Lewis, 3pt made	89/2.8 per	1993	3-Point Pct. Defense	23.9%
1999	Wendi Willits, 3pt %	46.0%			
	Wendi Willits, 3pt made	104/3.2 per			

2010-11 UTEP Thanksgiving Classic

Lyndsay Harris, Sarah Watkins, all-tournament
C'eira Ricketts, Defensive MVP

2008-09 Commerce Bank Wildcat Classic

Whitney Jones, C'eira Ricketts, all-tournament
Junkanoo Jam

Lyndsay Harris, all-tournament

2007-08 UTSA Thanksgiving Classic

Whitney Jones, Lauren Ervin, all-tournament

Blue Sky Holiday Classic (Dartmouth)

Lauren Ervin, MVP

Brittney Vaughn, all-tournament

2006-07 Hawaiian Airlines Rainbow Wahine Classic

Donica Cosby, all-tournament

2005-06 Florida International Holiday Classic

Kristin Moore, Rochelle Vaughn, all-tournament

2004-05 Flint Hills Resources Holiday Classic

Kristin Peoples, all-tournament

2003-04 LMU Thanksgiving Classic

Shameka Christon, MVP;

Rochelle Vaughn, all-tournament

2002-03 Paradise Jam

India Lewis, Shameka Christon, all-tournament

Gene Hackerman (Rice)

India Lewis, MVP

Shameka Christon, all-tournament

2000-01 Rainbow Wahine Invitational

Wendi Willits, Lonniya Bragg, all-tournament

1999-2000 Princeton Invitational

India Lewis, all-tourn.; Wendi Willits, MVP

1998-99 Four in the Fall (WBCA)

Karyn Karlin, all-tournament

Arkansas Invitational

Wendi Willits, all-tourn.; Karyn Karlin, MVP

Lady Griz Holiday Classic (Montana)

Kamara Stancle, all-tourn.; Karyn Karlin, MVP

Women's NIT

Sytia Messer, all-tourn.; Lonniya Bragg, MVP

1997-98 Arkansas Dial Classic VII

Sytia Messer, all-tourn.; Karyn Karlin, MVP

NCAA West Regional

Christy Smith, Treva Christensen, all-tourn.

Sytia Messer, MVP

1996-97 Kona Classic

Karyn Karlin, Sytia Messer, all-tournament

Arkansas Dial Classic VI

Kim Wilson, Shaka Massey, all-tourn.;

Christy Smith, MVP

1995-96 Women's Pre-Season NIT

Christy Smith, Kimberly Wilson, all-tournament

Arkansas Dial Classic V

Kimberly Wilson, Kelly Johnson, all-tourn.;

Christy Smith, MVP

Dr. Pepper Holiday Classic (Baylor)

Kimberly Wilson, all-tourn.; Kelly Johnson,

Hustle award; Christy Smith, MVP

National Women's Inv. Tournament

Kimberly Wilson, all-tournament

1994-95 United States Olympic Festival

Christy Smith, all-tournament

Seven-Up/Desert Classic (UNLV)

Stephanie Bloomer, all-tournament

Kimberly Wilson, all-tournament & MVP

Arkansas Dial Classic IV

Kim Wilson, Christy Smith, all-tournament

Kelly Johnson, MVP

FIU Sun & Fun Tournament

Stephanie Bloomer, all-tournament

1993-94 Rainbow Wahine Classic

Stephanie Bloomer, all-tournament

Arkansas Dial Classic III

Stephanie Bloomer, all-tourn.;

Shea Henderson, MVP

1992-93 Arkansas Dial Classic II

Angela Davis, Blair Savage, all-tourn.;

Shea Henderson, MVP

1991-92 Arkansas Dial Classic

Angela Davis, Blair Savage, Amber

Nicholas, all-tournament; Nicholas, MVP

Lady Cougar Invitational (Houston)

Sha Hopson, all-tournament

1990-91 Arkansas Thanksgiving Tournament

Delmonica DeHorney, Amber Nicholas,

Christi Willson, all-tourn.; DeHorney, co-MVP

Washington State Dial Classic

Amber Nicholas, Delmonica DeHorney,

Blair Savage, Sally Moore, all-t.; Nicholas, MVP

Bell Atlantic Holiday (Rutgers)

Amber Nicholas, all-tournament

NCAA Midwest Regional

Delmonica DeHorney, all-tournament

1989-90 Arkansas Thanksgiving Tournament

Juliet Jackson, Sally Moore, Blair Savage,

all-tournament; Jackson and Moore, co-MVP

Arizona State Dial Classic

Juliet Jackson, Delmonica DeHorney,

all-tournament; Amber Nicholas, MVP

NCAA West Regional

Delmonica DeHorney, all-tournament

1988-89 Auburn Dial Classic

Shelly Wallace, all-tournament

Ladyjack (SFA) Dial Classic

Shelly Wallace, all-tournament

1986-87 BG (Bowling Green) Invitational

La nell Dawson, all-tournament

1985-86 Lady Rebel (Ole Miss) Dial Classic

Debra Williams, all-tournament

National Women's Inv. Tournament

La nell Dawson, Monica Brown, all

tournament; Tracy Webb, MVP

1983-84 Minnesota Dial Classic

Bettye Fiscus, Amanda Holley

1982-83 Lady Razorback Invitational

Bettye Fiscus, MVP

1981-82 Lady Razorback Invitational

Bettye Fiscus, MVP

Northern Lights Invitational

Bettye Fiscus, all-tournament

1980-81 Lady Razorback Invitational

Kim Bunge, MVP



2011-12 RAZORBACKS

**Arkansas Women's Basketball
History**

COACHES RECORDS

	YEAR	OVERALL			NEU.	SOUTHEASTERN			PLACE	SOUTHWEST			POSTSEASON
		ALL	HOME	ROAD		ALL	HOME	ROAD		ALL	HOME	ROAD	
OGLE	76-77	10-6	6-0	4-5	0-1								
	77-78	14-9	8-1	5-5	1-3								
HENN	78-79	7-13	4-3	2-7	1-3								
	79-80	15-10	7-3	7-4	1-3							SWIAIW Regional	
WILLIS	80-81	11-18	7-6	1-9	3-3							SWIAIW Regional	
	81-82	26-10	12-0	6-7	8-3							AIAW Sweet 16	
WILLIS	82-83	21-8	9-0	7-8	5-0				2nd	6-2	4-0	2-2	
	83-84	20-9	11-2	6-6	3-1				3rd	11-5	7-1	4-4	
SUTHERLAND	84-85	20-8	12-2	6-4	2-2				3rd	11-5	6-2	5-3	
	85-86	22-8	11-1	9-6	2-1				2nd	13-3	7-1	6-2	
SUTHERLAND	86-87	20-12	10-1	6-8	4-3				2nd	12-4	7-1	5-3	
	87-88	13-15	9-4	3-9	1-2				4th	8-8	5-3	3-5	
SUTHERLAND	88-89	22-8	9-2	10-4	3-2				2nd	13-3	7-1	6-2	
	89-90	25-5	11-3	12-1	2-1				t1st	15-1	7-1	8-0	
SUTHERLAND	90-91	28-4	14-0	9-3	5-1				1st	15-1	8-0	7-1	
	91-92	11-14	9-3	1-10	1-1	11th	3-8	3-2	0-6				
SUTHERLAND	92-93	13-14	10-4	3-9	0-1	t8th	4-7	3-3	1-4				
	93-94	15-14	9-4	4-9	2-1	8th	3-8	2-3	1-5				
BLAIR	94-95	23-7	10-2	8-3	5-2	t4th	7-4	4-2	3-2			NCAA Second Round	
	95-96	21-13	14-4	5-6	2-3	10th	3-8	3-3	0-5			WNIT Fourth Place	
BLAIR	96-97	18-10	12-3	3-6	3-1	7th	5-7	4-2	1-5				
	97-98	22-11	10-3	6-5	6-3	t6th	7-7	4-3	2-5			NCAA Final Four	
BLAIR	98-99	20-14	15-4	3-8	2-2	11th	5-9	3-4	2-5			WNIT Champion	
	99-00	17-15	12-5	4-8	1-2	10th	4-10	4-3	0-7			WNIT Semifinals	
BLAIR	00-01	20-13	9-3	5-7	6-3	t6th	6-8	4-3	2-5			NCAA Second Round	
	01-02	20-12	12-2	4-9	4-1	7th	7-7	6-1	2-5			NCAA Second Round	
BLAIR	02-03	22-11	12-2	5-6	5-3	7th	7-7	6-1	1-6			NCAA Second Round	
	03-04	16-12	7-4	7-7	2-1	9th	5-9	3-4	2-5				
GARDNER	04-05	17-14	10-4	3-8	4-2	11th	3-11	3-4	0-7			WNIT Second Round	
	05-06	13-15	9-4	2-10	2-1	t8th	5-9	4-3	1-6				
GARDNER	06-07	18-13	7-6	9-5	2-2	10th	3-11	1-6	2-5				
	07-08	17-13	10-6	2-6	5-1	11th	2-12	1-6	1-6				
COLLEN	08-09	18-14	12-5	4-7	2-2	8th	6-8	3-4	3-4			WNIT Third Round	
	09-10	12-18	5-7	3-8	4-3	12th	4-12	1-7	3-5				
COLLEN	10-11	22-12	12-6	9-5	1-1	9th	6-10	2-6	4-4			WNIT Quarterfinals	
		629-402	346-109	183-227	100-65		95-172	64-70	31-102		104-32	58-10	46-22
		All Games	Home	Road	Neutral		SEC	Home	Road		SWC	Home	Road
TOTAL	1031	455	410	165		267	134	133		136	68	68	
WIN %	(.610)	(.760)	(.446)	(.606)		(.356)	(.478)	(.233)		(.765)	(.853)	(.676)	

COACHING RECORDS

COACH	TENURE	YRS	GAMES	W-L	PCT	CONF.	PCT.	LEAGUE
Sharon Ogle	1976-78	2	39	24-15	.615	n/a	---	
Joan Henn	1978-81	3	74	33-41	.446	n/a	---	
Matilda Willis	1981-84	3	94	67-27	.713	17-7	.708	SWC
John Sutherland	1984-93	9	262	174-88	.664	87-25	.777	SWC
						7-15	.318	SEC
Gary Blair	1993-2003	10	318	198-120	.623	54-75	.419	SEC
Susie Gardner	2003-2007	4	118	64-54	.542	16-40	.286	SEC
Tom Collen	2008-Present	4	126	69-45	.605	18-44	.290	SEC



Sharon Ogle



Joan Henn



Matilda Willis



John Sutherland



Gary Blair



Susie Gardner



Tom Collen

YEAR-BY-YEAR RESULTS

1976-77

Overall: 10-6
Home: 6-0; Road: 4-5; Neutral: 0-1

	UA	OPP	W/L
Fri., 11-19	North Arkansas CC!	67 70	L
Wed., 12-1	at John Brown	92 87	W
Sat., 12-4	at Bartlesville Wesleyan	68 19	W
Sat., 12-11	John Brown	76 57	W
Sat., 1-15	at Tulsa	47 55	L
Sat., 1-22	NE Oklahoma St.	62 61	W
Fri., 1-28	at Cottey College	73 44	W
Sat., 1-29	at SW Missouri St.	56 46	W
Mon., 1-31	at North Ark. CC	65 67	L
Wed., 2-2	Carl Albert CC	50 41	W
Fri., 2-4	at NE Oklahoma St.	54 63	L
Sat., 2-5	at Oral Roberts	37 69	L
Mon., 2-7	Arkansas Tech	53 49	W
Thurs., 2-10	at Arkansas Tech	51 54	L
Sat., 2-19	Bartlesville Wesleyan	108 29	W
Sat., 2-26	Tulsa	59 48	W

! - Basketball Festival, West Fork, Ark.

1977-78

Overall: 14-9
Home: 8-1; Road: 5-5; Neutral: 1-3

	UA	OPP	W/L
Fri., 11-18	Ark. St.-Beebe!	62 58	W
Sat., 11-19	Eastern Oklahoma!	90 98	L
Tues., 11-22	at Tulsa	68 50	W
Thurs., 12-1	at John Brown	75 46	W
Tues., 12-6	at Pittsburg St.	67 52	W
Fri., 12-9	at UALR	74 54	W
Sat., 12-10	at Arkansas St.	59 67	L
Wed., 12-14	at Oklahoma	51 80	L
Mon., 1-9	at Oklahoma St.	53 56	L
Sat., 1-21	John Brown	70 57	W
Tues., 1-24	at NE Oklahoma St.	47 56	L
Thurs., 1-26	Tulsa	69 49	W
Tues., 1-31	at Arkansas Tech	65 74	L
Thurs., 2-2	Cottey College	97 29	W
Sat., 2-4	NE Oklahoma St.	72 60	W
Tues., 2-7	SW Missouri St.	66 35	W
Fri., 2-10	Baylor#	62 71	L
Fri., 2-10	Lamar#	50 55	L
Thurs., 2-16	Oral Roberts	71 88	L
Sat., 2-18	Oklahoma St.	55 47	W
Tues., 2-21	Arkansas Tech	61 51	W
Fri., 2-24	at Central Ark.	65 59	W
Thurs., 2-28	Arkansas St.	70 67	W

! - Basketball Festival, West Fork, Ark.

- Houston Tournament, Houston, Texas

1978-79

Overall: 7-13
Home: 4-3; Road: 2-7; Neutral: 1-3

	UA	OPP	W/L
Tues., 11-21	at Tulsa	79 76	W
Tues., 11-28	at John Brown	55 47	W
Thurs., 11-30	at #18 Louisiana Tech	28 82	L
Fri., 12-1	Mississippi College!	47 86	L
Tues., 12-5	at Oklahoma St.	50 60	L
Sat., 12-16	John Brown	73 48	W
Mon., 1-8	Arkansas Tech	55 58	L
Tues., 1-9	Pittsburg St.	58 50	W
Tues., 1-16	Tulsa	66 47	W
Sat., 1-20	at NE Oklahoma St.	64 79	L
Thurs., 1-25	at Arkansas St.	47 55	L
Thurs., 2-1	at SW Missouri St.	58 67	L
Sat., 2-3	at Oral Roberts	46 63	L
Fri., 2-9	Houston#	40 69	L
Sat., 2-10	Prairie View#	48 45	W
Sat., 2-10	Southern#	52 63	L
Wed., 2-14	NE Oklahoma St.	63 69	L
Tues., 2-20	Oklahoma	53 65	L
Thurs., 2-22	at Memphis St.	66 86	L
Wed., 2-28	Arkansas St.	52 37	W

! - at Ruston, La.

- City of Houston Tournament, Houston, Tex.

1979-80

Overall: 15-10
Home: 7-3; Road: 7-4; Neutral: 1-3

	UA	OPP	W/L
Fri., 11-16	Missouri Southern	53 45	W
Mon., 11-19	Iowa St.	56 39	W
Wed., 11-28	at Crowder Col.	63 51	W
Sat., 12-1	Rice	53 35	W
Thurs., 12-6	Rice!	56 51	W
Sat., 12-8	Texas Southern!	47 70	L
Wed., 12-12	Texas A&I!	71 54	W
Sat., 12-15	NE Oklahoma St.	62 58	W
Sat., 1-5	at Pittsburg St. (OT)	60 59	W
Sat., 1-11	at New Orleans	71 47	W
Sat., 1-12	at Tulane	66 65	W
Fri., 1-18	Eastern Oklahoma	39 53	L
Sat., 1-19	Oral Roberts	66 64	W
Tues., 1-22	Oklahoma St.	53 59	L
Sat., 1-26	Alabama	68 54	W
Tues., 1-29	SW Missouri St.	68 36	W
Fri., 2-1	at NE Oklahoma St.	57 42	W
Fri., 2-8	North Texas St.#	50 59	L
Sat., 2-9	Texas Women's#	58 67	L
Tues., 2-12	Memphis St.	65 71	L
Fri., 2-15	at Phillips (OT)	73 77	L
Sat., 2-16	at Oklahoma	50 57	L
Fri., 2-25	at Arkansas Tech	45 55	L
Sat., 3-1	at Arkansas St.	62 55	W
Thurs., 3-6	Texas Tech\$	46 74	L

! - Texas A&I Tournament, Kingsville, Texas

- Mean Green Classic, Denton, Texas

\$ - SWAIAW Regional, Baton Rouge, La.

1980-81

Overall: 11-18
Home: 7-6; Road: 1-9; Neutral: 3-3

	UA	OPP	W/L
Tues., 11-18	at Mo. Southern	67 61	W
Tues., 11-25	Northeast La.	77 68	W
Thurs., 12-4	at Northwestern St.	62 73	L
Sat., 12-6	at SMU	58 69	L
Wed., 12-10	Georgia	49 61	L
Sat., 12-13	Arkansas State	57 50	W
Fri., 12-19	at Drake	60 87	L
Sat., 12-20	at Iowa State	60 71	L
Sat., 1-3	Oklahoma	68 75	L
Thurs., 1-8	Wichita State!	47 68	L
Fri., 1-9	Southern Illinois!	61 68	L
Sat., 1-10	New Mexico!	69 50	W
Fri., 1-16	at Ala.-Birmingham	48 82	L
Sat., 1-17	at Alabama	65 70	L
Sat., 1-24	Oklahoma City	74 54	W
Mon., 1-26	Ark. Tech (#2, NAIA)	50 51	L
Thurs., 1-29	#14 Texas%	61 110	L
Fri., 1-30	Texas A&M%	80 62	W
Sat., 1-31	SMU%	66 61	W
Tues., 2-3	Tulsa	88 67	W
Sat., 2-7	Phillips	89 66	W
Tues., 2-10	Baylor	62 73	L
Fri., 2-13	Tennessee-Martin@	66 46	W
Sat., 2-14	McNeese State@	77 62	W
Tues., 2-17	at Memphis St.	57 86	L
Sat., 2-21	at Arkansas Tech	64 70	L
Mon., 2-23	#17 Delta State	53 84	L
Sat., 3-7	Oklahoma State	68 69	L
Sat., 3-14	Oral Roberts\$	57 59	L

! - Pizza Hut Invitational, Wichita, Kansas

@ - Lady Razorback Invitational

\$ - SWAIAW Sub-Regional, Tulsa, Okla.

1981-82

Overall: 26-10
Home: 12-0; Road: 6-7; Neutral: 8-3

	UA	OPP	W/L
Tues., 11-17	SE Oklahoma	64 58	W
Fri., 11-20	Northwestern St.	78 64	W
Mon., 11-23	at Tulsa	76 60	W
Fri., 11-27	Tennessee Tech!	75 96	L
Sat., 11-28	South Alabama!	78 55	W
Thurs., 12-3	Centenary#	78 55	W
Sat., 12-5	at Northeast La.	70 68	W
Mon., 12-7	at Oral Roberts	61 75	L
Sat., 12-12	Centenary	67 47	W
Thurs., 12-17	Grambling	83 60	W
Sat., 12-19	Arkansas College&	57 39	W
Sat., 1-2	#20 Kansas State	68 53	W
Wed., 1-6	SMU	76 59	W
Sat., 1-9	Evangel College	88 41	W
Tues., 1-12	Oral Roberts	61 57	W
Fri., 1-15	at SW Louisiana	90 59	W
Sat., 1-16	at McNeese State	75 96	L
Sat., 1-23	Southern	85 64	W
Wed., 1-27	Texas Tech#	70 55	W
Thurs., 1-28	Baylor%	71 66	W
Fri., 1-29	#10 Texas%	53 68	L
Fri., 2-5	at Oklahoma City	48 54	L
Sun., 2-7	at Oklahoma	64 65	L
Fri., 2-12	at Texas A&M	70 60	W
Sat., 2-13	at Houston	72 62	W
Tues., 2-16	Oklahoma St.	79 70	W
Fri., 2-19	Texas Southern@	65 56	W
Sat., 2-20	Wichita State@	82 72	W
Tues., 2-23	at #18 Delta State	64 75	L
Fri., 2-26	Indiana*	60 63	L
Sat., 2-27	Alaska*	85 52	W
Sun., 2-28	Washington* (OT)	75 70	W
Thurs., 3-11	Oklahoma City\$	78 67	W
Fri., 3-12	Wayland Baptist\$	57 61	L
Sat., 3-13	New Orleans\$	76 74	W
Sun., 3-21	California\$\$	62 66	L

! - Tip-Off Classic, Cookeville, Tenn. || # - at Camden, Ark.

& - at Wynne, Ark. || % - SWC Tour., College Station, Texas

@ - Lady Razorback Invitational

* - Northern Lights Inv., Anchorage, Alaska

\$ - SWAIAW Regional, Lubbock, Texas

\$\$ - AIAW Championships, Berkeley, Calif.

1982-83

Overall: 21-8
SWC: 6-2 (2nd)
Home: 9-0; Road: 7-8; Neutral: 5-0

	UA	OPP	W/L
Fri., 11-26	#11 Kansas State!	79 86	L
Sat., 11-27	Indiana!	62 61	W
Fri., 12-3	Montana!	55 43	W
Sun., 12-5	California#	84 66	W
Sat., 12-11	Oklahoma City	86 57	W
Fri., 12-17	at SE Oklahoma	71 52	W
Mon., 1-3	at Arkansas St.	80 47	W
Wed., 1-5	at Northwestern St.	58 62	L
Fri., 1-7	at Grambling	57 52	W
Sat., 1-8	at #2 Louisiana Tech	34 74	L
Tues., 1-11	TCU*	105 44	W
Fri., 1-14	Georgia State&	70 62	W
Sat., 1-15	#7 Kentucky&	43 77	L
Wed., 1-19	Texas A&M*	75 57	W
Fri., 1-28	at Lamar	52 60	L
Sat., 1-29	at Houston*	62 58	W
Fri., 2-4	Murray State@	100 69	W
Sat., 2-5	Middle Tennessee@	73 72	W
Mon., 2-7	Delta State	84 77	W
Mon., 2-14	at Baylor*	65 72	L
Tues., 2-15	at SMU*	60 54	W
Fri., 2-18	Rice*	68 43	W
Mon., 2-21	at #3 Texas*	67 89	L
Thurs., 2-24	Texas Tech*	74 67	W
Sat., 2-26	Northwestern St.	86 76	W
Wed., 3-2	at SW Missouri St.	76 54	W
Fri., 3-11	Texas A&M%	66 57	W
Sat., 3-12	Baylor%	65 62	W
Sun., 3-13	#3 Texas%	54 80	L

* - Southwest Conference Game

! - Converse Little Apple Classic, Manhattan, Kansas

- Golden Bear Classic, Berkeley, Calif.

& - Lady Kat Invitational, Lexington, Ky.

@ - Lady Razorback Invitational

% - SWC Tournament, Austin, Texas

1983-84

Overall: 20-9
SWC: 11-5 (3rd)
Home: 11-2; Road: 6-6; Neutral: 3-1

	UA	OPP	W/L
Fri., 11-25	Kansas!	72 53	W
Sat., 11-26	Minnesota!	76 60	W
Tues., 11-29	#2 La. Tech	52 75	L
Sat., 12-3	Oklahoma St.	71 66	W
Tues., 12-6	SW Missouri St.	78 45	W
Sat., 1-12	at Oral Roberts	65 71	L
Sat., 12-17	Oral Roberts	84 70	W
Mon., 12-19	Northwestern St.&	75 73	W
Thurs., 1-5	Cal Poly-Pomona#	58 48	W
Fri., 1-6	Oregon#	65 54	W
Sat., 1-7	Nevada-Las Vegas#	62 68	L
Sat., 1-14	at TCU*	55 48	W
Mon., 1-16	at #3 Texas*	63 89	L
Thurs., 1-19	Texas Tech*	64 61	W
Sat., 1-21	at Oral Roberts	69 63	W
Mon., 1-23	at Baylor*	59 61	L
Thurs., 1-26	Houston*	68 58	W
Sat., 1-28	Rice*	82 51	W
Mon., 1-30	SMU*	79 59	W
Sat., 2-4	Baylor*	71 57	W
Mon., 2-6	Texas A&M*	83 70	W
Sat., 2-11	at SMU*	66 59	W
Mon., 2-13	at Texas Tech*	62 71	L
Sat., 2-18	#1 Texas*	70 71	L
Wed., 2-22	TCU*	83 67	W
Sat., 2-25	at Houston*	54 66	L
Mon., 2-27	at Rice*	85 66	W
Tues., 3-6	Texas A&M%	75 66	W
Thurs., 3-8	Texas Tech%*	43 56	L

* - Southwest Conference Game

! - Minnesota Dial Classic, Minneapolis, Minn.

& - Little Rock, Ark.; Barton Coliseum

- UNLV Round Robin Classic, Las Vegas

% - SWC Tournament, First Round, Fayetteville

%% - SWC Tournament, Houston, Texas

1984-85

Overall: 20-8
SWC: 11-5 (3rd)
Home: 12-2; Road: 6-4; Neutral: 2-2

	UA	OPP	W/L
Mon., 11-19	Oral Roberts	78 55	W
Fri., 11-23	Miami (Florida)!	79 58	W
Sat., 11-24	Auburn!	65 70	L
Sat., 12-1	at Oklahoma St.	73 90	L
Sat., 12-8	at SW Missouri St.	76 64	W
Tues., 12-11	School of the Ozarks	85 58	W
Sun., 12-16	Grambling#	96 57	W
Wed., 1-2	at Texas A&M*	81 67	W
Sat., 1-5	at SMU*	80 64	W
Tues., 1-8	TCU*	74 54	W
Sat., 1-12	#3 Texas*	60 85	L
Tues., 1-15	at #16 Texas Tech*	74 78	L
Thurs., 1-17	Tulsa	88 54	W
Sat., 1-19	at Houston*	62 79	L
Fri., 1-22	Rice*	81 57	W
Fri., 1-25	UM-Kansas City	79 47	W
Wed., 1-30	at Baylor*		

YEAR-BY-YEAR RESULTS

1985-86

Overall: 22-8
SWC: 13-3 (2nd)
Home: 11-1; Road: 9-6; Neutral: 2-1

	UA	OPP	W/L
Tues., 11-26	SW Missouri St.	94 51	W
Sat., 11-30	at Rutgers	63 72	L
Sun., 12-1	at Seton Hall	69 60	W
Thurs., 12-5	at Oral Roberts	72 78	L
Mon., 12-9	Oklahoma State	90 51	W
Fri., 12-13	Central Florida!	101 74	W
Sat., 12-14	#8 Mississippi!	61 76	L
Sat., 12-21	#14 Oklahoma	79 66	W
Sun., 12-22	Memphis St.	76 64	W
Thurs., 1-2	SMU*	90 78	W
Sat., 1-4	at TCU*	94 61	W
Tues., 1-7	at #1 Texas*	44 75	L
Sat., 1-11	#24 Texas Tech*	62 60	W
Tues., 1-14	Houston*	66 60	W
Sat., 1-18	at Rice*	64 52	W
Sat., 1-25	Baylor*	86 55	W
Tues., 1-28	at Texas A&M*	74 65	W
Wed., 1-29	at Lamar	67 55	W
Sat., 2-1	at SMU*	79 53	W
Tues., 2-4	TCU*	109 59	W
Sat., 2-8	#1 Texas*	57 75	L
Tues., 2-11	at Texas Tech*	60 73	L
Sat., 2-15	at Houston*	77 67	W
Tues., 2-18	Rice*	67 55	W
Sat., 2-22	at Tulsa	62 49	W
Wed., 2-26	at Baylor*	86 63	W
Sat., 3-1	Texas A&M*	75 67	W
Tues., 3-4	SMU%	82 75	W
Wed., 3-5	Texas Tech%	48 58	L
Wed., 3-12	at Missouri!	65 66	L

* - Southwest Conference Game
 ! - Lady Rebel Dial Classic, Oxford, Miss.
 @ - SWC Tournament, Dallas, Texas
 \$ - NCAA Midwest First Round, Columbia, Mo.

1986-87

Overall: 20-12
SWC: 12-4 (2nd)
Home: 10-1; Road: 6-8; Neutral: 4-3

	UA	OPP	W/L
Tues., 11-25	Southern	103 51	W
Sat., 11-29	Western Kentucky!	76 86	L
Sun., 11-30	Missouri!	66 69	L
Thurs., 12-4	Miss. Valley St.	95 82	W
Sat., 12-6	at Oklahoma	70 76	L
Mon., 12-8	at Oklahoma St.	65 68	L
Fri., 12-12	#7 CS-Long Beach#	58 76	L
Sat., 12-13	Montana St.#	68 70	L
Thurs., 12-18	at SW Missouri St.	78 61	W
Mon., 12-22	at Memphis St.	60 79	L
Sat., 1-3	TCU*	94 55	W
Tues., 1-6	#1 Texas*	56 59	L
Sat., 1-10	at Texas Tech*	53 51	W
Wed., 1-14	at Houston* (OT)	76 78	L
Sat., 1-17	Rice*	79 53	W
Thurs., 1-22	at Baylor*	65 71	L
Sat., 1-24	Texas A&M*	86 69	W
Mon., 1-26	SMU*	94 71	W
Sat., 1-31	at TCU*	76 53	W
Tues., 2-3	at #1 Texas*	65 91	L
Sat., 2-7	Texas Tech* (OT)	69 65	W
Tues., 2-10	Houston*	78 60	W
Sat., 2-14	at Rice*	88 71	W
Thurs., 2-19	Oral Roberts	115 66	W
Sat., 2-21	Baylor*	77 51	W
Wed., 2-25	at Texas A&M*	63 57	W
Sat., 2-28	at SMU*	93 53	W
Fri., 3-5	Houston%	96 82	W
Sun., 3-7	#1 Texas%	70 72	L
Wed., 3-19	Montana\$	92 74	W
Thurs., 3-20	Providence\$	101 91	W
Fri., 3-21	California\$	112 80	W

* - Southwest Conference Game
 ! - BG Bank Invitational, Bowling Green, Ky.
 # - Cal. St. Long Beach Dial Classic, Long Beach, Calif.
 % - SWC Tournament, Dallas, Texas
 \$ - NWIT, Amarillo, Texas

1987-88

Overall: 13-15
SWC: 8-8 (4th)
Home: 9-4; Road: 3-9; Neutral: 1-2

	UA	OPP	W/L
Fri., 11-27	Akron!	70 62	W
Sat., 11-28	Kansas!	68 75	L
Mon., 11-30	Miss. Valley St.	76 71	W
Fri., 12-4	Hawai'i#	66 85	L
Sat., 12-5	Loyola-Marymount#	58 60	L
Wed., 12-9	#8 Mississippi@	72 88	L
Sat., 12-12	UT-San Antonio	84 73	W
Sat., 12-19	SW Missouri St.	85 71	W
Mon., 12-21	SF Austin	59 93	L
Sat., 1-2	at Oral Roberts	66 77	L
Tues., 1-5	#1 Texas*	70 89	L
Sat., 1-9	TCU*	87 75	W
Wed., 1-13	at SMU*	69 68	W
Sat., 1-16	at Texas A&M*	56 60	L
Tues., 1-19	Baylor*	80 68	W
Wed., 1-27	at Rice*	63 60	W
Sat., 1-30	Houston*	58 70	L
Tues., 2-2	Texas Tech*	80 67	W
Sat., 2-6	at #5 Texas*	54 84	L
Tues., 2-9	at TCU*	69 73	L
Sat., 2-13	SMU*	78 85	L
Tues., 2-16	Texas A&M*	79 69	W
Sat., 2-20	at Baylor*	71 56	W
Wed., 2-23	UM-Kansas City	102 85	W
Sat., 2-27	Rice*	79 73	W
Wed., 3-2	at Houston*	89 97	L
Sat., 3-5	at Texas Tech*	70 82	L
Thurs., 3-10	Texas A&M%	58 59	L

* - Southwest Conference Game
 ! - Lady Jayhawk Dial Classic, Lawrence, Kan.
 # - Hawaii Early Season Festival, Honolulu, Hawai'i
 @ - at Pine Bluff, Ark.

1988-89

Overall: 22-8
SWC: 13-3 (2nd)
Home: 9-2; Road: 10-4; Neutral: 3-2

	UA	OPP	W/L
Sat., 11-25	#4 Maryland!	84 110	L
Sun., 11-26	Tennessee St.!	114 42	W
Fri., 12-2	#13 SF Austin#	75 93	L
Sat., 12-3	UT-San Antonio#	75 57	W
Wed., 12-7	at #9 Mississippi	63 75	L
Sat., 12-10	Miss. Valley St.	107 83	W
Mon., 12-12	Oral Roberts	113 69	W
Sat., 12-17	at SW Missouri St.	88 66	W
Tues., 1-3	Texas Tech*	75 64	W
Sat., 1-7	at #4 Texas	67 104	L
Mon., 1-9	at UT-San Antonio	97 77	W
Tues., 1-10	at TCU*	83 69	W
Sat., 1-14	SMU*	74 84	L
Tues., 1-17	Texas A&M*	91 90	W
Sat., 1-21	at Baylor*	95 87	W
Sat., 1-28	Rice*	81 62	W
Tues., 1-31	at Houston*	84 82	W
Thurs., 2-2	New Orleans	61 60	W
Sat., 2-4	at Texas Tech*	74 65	W
Tues., 2-7	#11 Texas*	67 87	L
Sat., 2-11	TCU*	77 70	W
Wed., 2-15	at SMU*	87 72	W
Sat., 2-18	at Texas A&M*	74 73	W
Tues., 2-21	Baylor*	98 50	W
Sat., 2-25	at Missouri-KC	46 42	W
Tues., 2-28	at Rice*	109 73	W
Sat., 3-4	Houston*	90 88	W
Wed., 3-8	Texas Tech%	79 72	W
Sat., 3-11	#6 Texas%	99 101	L
Wed., 3-15	at #5 Purdue\$	63 91	L

* - Southwest Conference Game
 ! - Auburn Dial Classic, Auburn, Ala.
 # - LadyJack Dial Classic, Nacogdoches, Texas
 % - SWC Tournament, Dallas, Texas
 \$ - NCAA Midwest First Round, West Lafayette, Ind.

1989-90

Overall: 25-5
SWC: 15-1 (1st) CO-CHAMPIONS
Home: 11-3; Road: 12-1; Neutral: 2-1

	UA	OPP	W/L
Fri., 11-24	Miss. Valley St.!	93 50	W
Sat., 11-25	Texas-El Paso!	87 61	W
Wed., 11-29	SW Missouri St.	87 60	W
Fri., 12-1	Univ. of Detroit@	112 68	W
Sat., 12-2	at Arizona St.@	85 63	W
Sat., 12-9	Kansas	51 56	L
Tues., 12-12	at Oklahoma	86 68	W
Thurs., 12-14	#7 Auburn	69 84	L
Wed., 1-3	at Houston*	75 64	W
Sat., 1-6	at Texas Tech (OT)*	76 74	W
Tues., 1-9	Baylor*	81 43	W
Sat., 1-13	TCU*	86 65	W
Wed., 1-17	at SMU*	84 52	W
Sat., 1-20	at Texas A&M*	70 64	W
Mon., 1-22	at New Orleans	71 63	W
Wed., 1-24	#1 Texas*	75 84	L
Tues., 1-30	at Rice*	78 49	W
Sat., 2-3	Houston*	88 70	W
Tues., 2-6	Texas Tech*	62 55	W
Sat., 2-10	at Baylor*	98 61	W
Tues., 2-13	at TCU*	85 65	W
Sat., 2-17	SMU*	74 60	W
Tues., 2-20	Texas A&M* [25]	76 63	W
Fri., 2-23	at #6 Texas* [25]	82 77	W
Sat., 3-3	Rice* [19]	77 56	W
Wed., 3-7	Texas Tech% [19]	60 69	L
Wed., 3-14	UCLA\$ (OT) [22]	90 80	W
Sun., 3-18	at #7 Georgia\$\$ [22]	81 70	W
Thurs., 3-22	#6 SF Austin\$\$\$ [22]	87 82	W
Sat., 3-24	at #2 Stanford\$\$\$ [22]	87 114	L

(xx) - Arkansas' ranking at time of game
 * - Southwest Conference Game
 ! - Arkansas Thanksgiving Tour., Fayetteville
 @ - Dial Classic, Tempe, Ariz.
 % - SWC Tournament, Dallas, Texas
 \$ - NCAA West Region 1st Round, Fayetteville
 \$\$ - NCAA West Region 2nd Round, Athens, Ga.
 \$\$\$ - NCAA West Regionals, Stanford, Calif.

1990-91

Overall: 28-4
SWC: 15-1 (1st) CHAMPIONS
Home: 14-0; Road: 9-3; Neutral: 5-1

	UA	OPP	W/L
Presession #10			
Fri., 11-23	Boston College! [8]	105 74	W
Sat., 11-24	Stephen F. Austin! [8]	81 72	W
Tues., 11-27	Oklahoma [8]	84 72	W
Fri., 11-30	Southern Utah@ [8]	104 51	W
Sat., 12-1	at Wash. St.@ [8]	68 48	W
Wed., 12-5	Murray St. [8]	102 48	W
Sat., 12-8	at Oklahoma St. [8]	61 75	L
Wed., 12-12	at SW Missouri [13]	62 55	W
Sat., 12-15	#8 Mississippi [13]	79 70	W
Fri., 12-28	at #17 Rutgers# [9]	60 89	L
Sat., 12-29	Maryland# [9]	79 68	W
Wed., 1-2	at Houston* [14]	70 52	W
Sat., 1-5	Houston* [14]	88 61	W
Tues., 1-8	#20 Texas* [14]	76 61	W
Sat., 1-12	at Texas Tech* [14]	64 62	W
Wed., 1-16	at TCU* [12]	95 62	W
Sat., 1-15	SMU* [12]	99 61	W
Tues., 1-22	Texas A&M* [11]	90 66	W
Sat., 1-26	at Baylor* [11]	77 78	L
Sat., 2-2	Rice* [12]	96 74	W
Wed., 2-6	at Houston* [11]	78 76	W
Sat., 2-9	at #15 Texas* [11]	73 68	W
Tues., 2-12	Texas Tech* [9]	82 70	W
Sat., 2-16	TCU* [9]	82 46	W
Tues., 2-19	at SMU* [9]	77 66	W
Sun., 2-24	at Texas A&M* [9]	91 68	W
Wed., 2-27	Baylor* [8]	90 74	W
Wed., 3-6	Baylor% [8]	108 63	W
Thurs., 3-7	Houston% (OT) [8]	83 77	W
Sat., 3-9	Texas Tech% [8]	60 51	W
Sat., 3-16	#22 Northwestern\$ [9]	105 68	W
Thurs., 3-21	#24 Lamar\$\$ [9]	75 91	L

(xx) - Arkansas' ranking at time of game
 * - Southwest Conference Game
 ! - Arkansas Thanksgiving Tour., Fayetteville
 @ - Washington St Dial Classic, Pullman, Wash.
 # - Bell Atlantic Holiday Classic, Piscataway, N.J.
 % - SWC Tournament, Dallas, Texas
 \$ - NCAA Midwest 2nd Round, Fayetteville
 \$\$ - NCAA Midwest Regionals, Austin, Texas



Razorback Amber Nicholas cuts down the net after the 1991 Southwest Conference title in Dallas, Texas.

YEAR-BY-YEAR RESULTS

1991-92

Overall: 11-14
SEC: 3-8 (11th)

Home: 9-3; Road: 1-10; Neutral: 1-1

Preseason #11	UA	OPP	W/L
Sun., 11-24 at #14 SF Austin [11]	57	83	L
Fri., 11-29 Alabama State [18]	84	31	W
Sat., 11-30 Missouri-KC [18]	73	61	W
Tues., 12-3 Oklahoma St. [18]	72	57	W
Fri., 12-6 Grambling St. [14]	90	66	W
Sat., 12-7 at #23 Houston [14]	61	78	L
Thurs., 12-19 Georgia* [20]	62	79	L
Sat., 12-21 Kent State [20]	89	72	W
Mon., 12-30 #24 SW Missouri [25]	52	67	L
Sat., 1-4 at Mississippi*	65	66	L
Sun., 1-5 at Memphis St.	50	58	L
Thurs., 1-9 Colorado	56	51	W
Sat., 1-11 #17 Auburn*	67	56	W
Mon., 1-13 at Oklahoma	57	55	W
Sat., 1-18 at Florida*	46	58	L
Fri., 1-24 at Kentucky* (OT)	74	75	L
Sun., 1-26 at West Virginia	60	81	L
Thurs., 1-30 Oral Roberts	88	64	W
Sat., 2-1 South Carolina*	58	51	W
Sat., 2-8 at #13 Vanderbilt*	75	79	L
Tues., 2-11 Louisiana State*	74	66	W
Sat., 2-15 at Mississippi State*	66	76	L
Sat., 2-22 Alabama*	76	80	L
Sat., 2-29 at #2 Tennessee*	59	105	L
Fri., 3-6 Kentucky%	63	79	L

(xx) - Arkansas ranking at time of game
* - Southeastern Conference Game
! - Arkansas Dial Classic, Fayetteville
! - Lady Cougar Invitational, Houston, Texas
% - SEC Tournament, Albany, Georgia

1992-93

Overall: 13-14
SEC: 4-7 (8th)

Home: 10-4; Road: 3-9; Neutral: 0-1

UA	OPP	W/L	
Tues., 12-1 at #13 SW Missouri	55	64	L
Fri., 12-4 North Texas!	102	58	W
Sat., 12-5 Butler!	80	66	W
Tues., 12-8 at #19 Colorado	67	94	L
Fri., 12-18 at #21 DePaul	47	71	L
Sat., 12-19 at Loyola-Chicago	75	70	W
Tues., 12-22 Texas-Arlington	70	43	W
Thurs., 12-31 Washington St.	84	62	W
Sat., 1-2 Ole Miss*	73	72	W
Tues., 1-5 at Oklahoma St.	47	62	L
Sat., 1-9 at #12 Auburn*	49	68	L
Wed., 1-13 at Georgia*	71	91	L
Sat., 1-16 Florida*	60	68	L
Wed., 1-20 Oklahoma	63	70	L
Sat., 1-23 #24 Kentucky*	45	43	W
Thurs., 1-28 at SC State	73	59	W
Sat., 1-30 at S. Carolina*	51	76	L
Tues., 2-2 Memphis State	82	60	W
Sat., 2-6 #6 Vanderbilt*	59	80	L
Wed., 2-10 at Louisiana State*	69	66	W
Sat., 2-13 Mississippi State*	80	51	W
Tues., 2-16 at Northwestern St.	62	77	L
Sat., 2-20 at Alabama*	56	66	L
Thurs., 2-25 Jackson State	82	39	W
Sat., 2-27 #1 Tennessee*	55	72	L
Mon., 3-1 Oral Roberts	96	60	W
Fri., 3-5 Georgia%	73	84	L

* - Southeastern Conference Game
! - Arkansas Dial Classic II, Fayetteville
% - SEC Tournament, Chattanooga, Tenn.

1993-94

Overall: 15-14
SEC: 3-8 (8th)

Home: 9-4; Road: 4-9; Neutral: 2-1

UA	OPP	W/L	
Tues., 11-30 at Kent	81	86	L
Thurs., 12-3 Boise State@	92	75	W
Fri., 12-4 San Francisco@	62	44	W
Sat., 12-5 at Hawaii@	58	88	L
Wed., 12-8 DePaul	80	68	W
Fri., 12-17 New Orleans!	60	59	W
Sat., 12-18 Northwestern State!	85	74	W
Tues., 12-21 at SMU	81	89	L
Wed., 12-22 at Texas-Arlington	73	57	W
Wed., 12-29 #23 SW Missouri	66	63	W
Sun., 1-2 at #1 Tennessee*	67	89	L
Sat., 1-8 #25 Georgia*	64	73	L
Mon., 1-10 at Butler	69	66	W
Wed., 1-12 at Dayton	76	59	W
Sun., 1-16 at Ole Miss*	54	56	L
Wed., 1-19 Tulane	71	59	W
Sat., 1-22 #23 Auburn*	57	66	L
Tues., 1-25 at Oklahoma	79	93	L
Sun., 1-30 at Florida*	69	74	L
Wed., 2-2 #15 Alabama*	82	75	W
Sat., 2-5 at Kentucky*	60	81	L
Mon., 2-7 Louisiana State*	64	75	L
Sat., 2-12 South Carolina*	87	77	W
Tues., 2-15 Texas-Pan American	94	59	W
Sun., 2-20 at #14 Vanderbilt*	58	67	L
Wed., 2-23 Oral Roberts	85	51	W
Sat., 2-26 at Mississippi St.*	67	61	W
Tues., 3-1 Oklahoma State (OT)	90	93	L
Fri., 3-4 Georgia%	62	84	L

* - Southeastern Conference Game
@ - Rainbow Wahine Classic, Honolulu, Hawaii
! - Arkansas Dial Classic III, Fayetteville
% - SEC Tournament, Chattanooga, Tenn.

1994-95

Overall: 23-7
SEC: 7-4 (4th)

Home: 10-2; Road: 8-3; Neutral: 5-2

UA	OPP	W/L	
Fri., 11-25 Pitt@	76	75	W
Sat., 11-26 at UNLV@	88	75	W
Tues., 11-29 Northeast La.	74	59	W
Fri., 12-2 St. Mary's!	66	48	W
Sat., 12-3 SMU!	85	79	W
Tues., 12-6 at #6 Alabama*	79	93	L
Sat., 12-10 at #25 SW Missouri	61	60	W
Thurs., 12-22 Sam Houston	84	63	W
Wed., 12-28 at Tulane* [24]	83	79	W
Mon., 1-2 Brown* [24]	76	58	W
Tues., 1-3 St. Joseph's & [24]	72	78	L
Wed., 1-4 New Hampshire & [24]	75	41	W
Sun., 1-8 at #11 Georgia* [24]	67	72	L
Wed., 1-11 at Oral Roberts	78	63	W
Sat., 1-14 #17 Ole Miss*	84	75	L
Sun., 1-22 at Auburn*	70	73	L
Wed., 1-25 at #23 Okla. St.	79	65	W
Sat., 1-28 #13 Florida*	72	66	W
Wed., 2-1 Texas Christian [23]	105	64	W
Sat., 2-4 Kentucky* [23]	62	56	W
Tues., 2-7 #2 Tennessee* [20]	67	87	L
Sat., 2-11 at S. Carolina* [20]	63	62	W
Tues., 2-14 at LSU* [18]	82	72	W
Sun., 2-19 #8 Vandy* (OT) [18]	73	71	W
Wed., 2-22 #25 Oklahoma [16]	69	64	W
Sun., 2-26 Mississippi St.* [10]	86	63	W
Fri., 3-3 South Carolina% [16]	80	70	W
Sat., 3-4 #16 Alabama% [16]	72	86	L
Thurs., 3-16 San Francisco\$ [15]	67	58	W
Sat., 3-18 at #14 Washington\$ [15]	50	54	L

(xx) - Arkansas ranking at time of game
* - Southeastern Conference Game
! - Arkansas Dial Classic IV, Fayetteville
@ - 7-Up/Desert Classic, Las Vegas, Nev.
& - FIU Sun & Fun, Miami, Fla.
^ - Lakefront Arena, Kenner, La.
% - SEC Tournament, Chattanooga, Tenn.
\$ - NCAA Midwest Subregional, Seattle, Wash.

1995-96

Overall: 21-13
SEC: 3-8 (10th)

Home: 14-4; Road: 5-6; Neutral: 2-3

Preseason #10	UA	OPP	W/L
Wed., 11-15 NW State# (20T) [10]	84	83	W
Fri., 11-17 Drake# [10]	81	76	W
Sun., 11-19 Ohio St# [10]	86	80	W
Tues., 11-21 #11 Colorado# [9]	71	73	L
Fri., 11-24 Florida A&M! [9]	80	73	W
Sat., 11-25 Rice! [9]	81	68	W
Mon., 11-27 Texas Southern [9]	98	35	W
Wed., 11-29 at Northeast La. [9]	77	62	W
Sat., 12-2 at Wichita State [9]	70	67	W
Sun., 12-10 SW Missouri [7]	65	58	W
Thurs., 12-21 at Texas Christian [8]	83	52	W
Fri., 12-29 Alcorn# [8]	72	53	W
Sat., 12-30 at Baylor# [8]	67	47	W
Tues., 1-2 Dayton [8]	70	53	W
Thurs., 1-4 #19 Alabama* (OT) [8]	85	92	L
Sat., 1-6 at Miss St.* [8]	67	77	L
Tues., 1-9 at Illinois [14]	64	88	L
Sun., 1-14 #2 Vanderbilt* [14]	60	65	L
Wed., 1-17 at #4 Tennessee* [20]	66	78	L
Sun., 1-21 South Carolina* [20]	66	58	W
Tues., 1-23 at LSU* [22]	73	72	W
Sun., 1-28 at Kentucky* [22]	65	69	L
Wed., 1-31 Louisiana State* [24]	74	65	W
Sun., 2-4 at #21 Florida*	57	73	L
Wed., 2-7 #21 Oklahoma St.	66	62	W
Tues., 2-13 #23 S.F. Austin	81	60	W
Sat., 2-17 at #21 Ole Miss*	62	73	L
Tues., 2-20 #17 Auburn* (OT)	73	72	W
Thurs., 2-22 Oral Roberts	68	45	W
Sat., 2-24 #2 Georgia*	54	87	L
Fri., 3-1 #23 Ole Miss%	73	76	L
Thurs., 3-21 Princeton\$	83	51	W
Fri., 3-22 Arizona\$	77	80	L
Sat., 3-23 Louisiana State\$	63	91	L

(xx) - Arkansas ranking at time of game
* - Southeastern Conference Game
- Pre-Season WNIT, Fayetteville
! - Arkansas Dial Classic V, Fayetteville
& - Dr. Pepper/Lady Bear Hol. Classic, Waco, Texas
% - SEC Tournament, Chattanooga, Tenn.
\$ - NWIT, Amarillo, Texas

1996-97

Overall: 18-10
SEC: 5-7 (7th)

Home: 12-3; Road: 3-6; Neutral: 3-1

Preseason #18	UA	OPP	W/L
Sat., 11-23 Texas-Arlington [19]	64	53	W
Tues., 11-26 at SW Missouri [20]	75	62	W
Fri., 11-29 Southern Utah! [20]	94	61	W
Sat., 11-30 Sam Houston! [20]	76	51	W
Tues., 12-3 at Rice [21]	61	77	L
Sat., 12-7 Boise State & [21]	73	44	W
Sun., 12-8 Pacific & [21]	93	59	W
Wed., 12-18 St. Louis [23]	69	43	W
Fri., 12-20 McNeese St. [23]	81	54	W
Sun., 12-22 Western Illinois [23]	100	49	W
Sun., 12-29 #6 Tennessee* [22]	77	75	W
Tues., 12-31 Alcorn State [13]	90	56	W
Sun., 1-5 Miss State* [10]	84	67	W
Tues., 1-8 at Illinois [10]	81	100	L
Sun., 1-12 at #8 Vanderbilt* [10]	68	77	L
Sat., 1-18 at South Carolina* [13]	82	71	W
Tues., 1-21 at Louisiana State* [13]	72	79	L
Sat., 1-25 Kentucky* [13]	88	55	W
Tues., 1-28 at #20 SFA (OT) [18]	85	76	W
Sun., 2-2 #13 Florida* (OT) [18]	66	79	L
Thurs., 2-6 at #7 Alabama* [17]	61	102	L
Sun., 2-9 at Auburn* [17]	77	85	L
Mon., 2-10 Wofford [21]	76	39	W
Sun., 2-16 Ole Miss* [21]	71	62	W
Wed., 2-19 #13 LSU* [20]	66	76	L
Sun., 2-23 at #5 Georgia* [20]	63	79	L
Fri., 2-28 Kentucky% [23]	71	60	W
Sat., 3-1 #7 Alabama%	63	85	L

(xx) - Arkansas ranking at time of game
* - Southeastern Conference Game
! - Arkansas Dial Classic VI, Fayetteville
& - Kona Classic, Kona, Hawaii
% - SEC Tournament, Chattanooga, Tenn.

1997-98

Overall: 22-11
SEC: 7-7 (6th)

Home: 10-3; Road: 6-5; Neutral: 6-3

UA	OPP	W/L	
Fri., 11-21 at Providence	93	82	W
Sun., 11-23 #11 Iowa#	83	57	W
Wed., 11-26 Wichita State [24]	73	53	W
Fri., 11-28 Georgia Southern! [24]	104	71	W
Sat., 11-29 Montana! [24]	81	68	W
Tues., 12-2 at Oral Roberts [20]	82	59	W
Thurs., 12-4 at Louisville [20]	69	57	W
Sun., 12-7 SW Missouri [20]	67	79	L
Fri., 12-19 Memphis [24]	93	84	W
Sun., 12-21 Utah# [24]	64	73	L
Sun., 12-28 at Valparaiso (OT) [25]	77	69	W
Tues., 12-30 Missouri [25]	80	79	W
Thurs., 1-1 at #1 Tennessee*	58	88	L
Tues., 1-6 Louisiana State*	81	66	W
Sun., 1-11 Alabama* (OT)	102	90	W
Thurs., 1-15 at Miss. State*	80	73	W
Sun., 1-18 #6 Vanderbilt* (OT)	80	85	L
Wed., 1-21 at #18 Georgia*	51	81	L
Sat., 1-24 South Carolina*	86	67	W
Wed., 1-28 Miss. State*	89	70	W
Sat., 1-31 at Kentucky*	79	63	W
Thurs., 2-5 at #10 Florida*	69	80	L
Sun., 2-8 Auburn*	71	63	W
Wed., 2-11 at Louisiana State*	55	77	L
Sat., 2-14 at Ole Miss*	50	68	L
Fri., 2-20 Georgia* (OT)	81	86	L
Thurs., 2-26 Auburn*	59	43	W
Fri., 2-27 #10 Florida%	49	63	L
Sat., 3-14 #20 Hawai'i\$	76	70	W
Mon., 3-16 Harvard\$	82	64	W
Sat., 3-21 Kansas\$\$	79	63	W
Mon., 3-23 #8 Duke\$\$\$	77	72	W
Fri., 3-27 #1 Tennessee\$\$\$\$	58	86	L

(xx) - Arkansas ranking at time of game
* - Southeastern Conference Game
% - SEC Tournament, Columbus, Ga.
- Reebok Classic, Fleet Center, Boston, Mass.
! - Arkansas Dial Classic VII, Fayetteville
- DMC Shootout, Fort Worth, Texas
\$ - NCAA West Region 1st & 2nd Round, Palo Alto, Calif.
\$\$ - NCAA West Regional, The New Arena, Oakland, Calif.
\$\$\$ - NCAA Final Four, Kemper Arena, Kansas City, Kan.



Head coach Gary Blair clips the final piece of net after leading the Razorbacks to the 1998 NCAA Women's Final Four in Kansas City, Mo.

YEAR-BY-YEAR RESULTS

130

1998-99

Overall: 20-14

SEC: 5-9 (11th)

Home: 15-4; Road: 3-8; Neutral: 2-2

Preseason #18	UA	OPP	W/L
Fri., 11-13 #19 Stanford# [18]	76	71	W
Sat., 11-14 #3 Connecticut# [18]	64	100	L
Mon., 11-16 Providence [18]	110	59	W
Fri., 11-20 South Alabama! [18]	95	38	W
Sat., 11-21 Louisville! [18]	70	61	W
Tues., 11-24 Baylor [14]	75	64	W
Sat., 11-28 Oral Roberts [14]	84	56	W
Tues., 12-1 at Memphis [13]	58	70	L
Sat., 12-5 at #22 Gen. Wash. [13]	56	74	L
Tues., 12-8 SW Missouri	50	70	L
Thurs., 12-17 #2 Tennessee*	62	82	L
Sat., 12-19 Missouri	80	60	W
Tues., 12-29 St. Bonaventure&	97	67	W
Wed., 12-30 at Montana&	74	54	W
Wed., 1-6 at LSU*	51	85	L
Sat., 1-9 #17 Penn State	82	78	W
Thurs., 1-14 Miss. State*	85	58	W
Sun., 1-17 at Vanderbilt*	57	73	L
Thurs., 1-21 #5 Georgia*	59	68	L
Sun., 1-24 at S. Carolina*	88	80	W
Thurs., 1-28 at Miss. State*	60	81	L
Sun., 1-31 Kentucky* (OT)	74	69	W
Thurs., 2-4 Florida*	77	87	L
Sun., 2-7 at #19 Auburn*	46	66	L
Thurs., 2-11 #20 LSU*	86	61	W
Sun., 2-14 Ole Miss*	73	80	L
Thurs., 2-18 at #25 Alabama*	77	73	W
Sun., 2-21 at #14 Georgia*	82	98	L
Thurs., 2-24 Miss. State%	70	79	L
Fri., 3-12 Northwestern St.\$	78	60	W
Sun., 3-14 Oklahoma\$(OT)	97	93	W
Wed., 3-17 Rice\$\$\$	76	70	W
Sat., 3-20 Drake\$\$\$\$	80	56	W
Tues., 3-23 Wisconsin\$\$\$\$	67	64	W

[xx] - Arkansas ranking at time of game | | * - Southeastern Conference Game
% - SEC Tournament, Chattanooga, Tenn.
! - ALLTEL Arena, North Little Rock, Ark.
- Rainbow Wahine, Honolulu, Hawaii
& - The Myriad, Oklahoma City, Okla.
/ - ALLTEL Arena, North Little Rock, Ark.
\$ - WNIT 1st & 2nd Round, Fayetteville
\$\$ - WNIT Quarterfinals, Fayetteville
\$\$\$ - WNIT Semifinals, Fayetteville
\$\$\$\$ - WNIT Championship, Fayetteville

1999-2000

Overall: 17-15

SEC: 4-10 (10th)

Home: 12-5; Road: 4-8; Neutral: 1-2

UA	OPP	W/L	
Sat., 11-20 La.-Monroe	85	48	W
Mon., 11-22 at Missouri	83	76	W
Fri., 11-26 UNC-Wilmington#	88	77	W
Sat., 11-27 at Princeton#	87	45	W
Tues., 11-30 #24 Boston College	79	68	W
Fri., 12-3 at Baylor	80	69	W
Wed., 12-8 SW Missouri	64	58	W
Fri., 12-17 North Texas	102	69	W
Sun., 12-19 Memphis!	82	88	L
Tues., 12-21 at New Mexico	66	71	L
Thurs., 12-30 at Tulsa	80	62	W
Mon., 1-3 George Washington	71	83	L
Mon., 1-10 at #2 Tennessee*	69	79	L
Thurs., 1-13 #17 LSU*	69	82	L
Thurs., 1-16 at Kentucky*	60	68	L
Thurs., 1-20 at #22 Miss. St.*	56	69	L
Sun., 1-23 Vanderbilt*	61	52	W
Thurs., 1-27 S. Carolina*	87	79	W
Sun., 1-30 Iowa	72	65	W
Thurs., 2-3 Alabama*	66	62	W
Sun., 2-6 Kentucky*	83	70	W
Thurs., 2-10 at Florida*	73	87	L
Sat., 2-12 at #7 LSU*	51	68	L
Thurs., 2-17 at #13 Auburn*	56	73	L
Sun., 2-20 Georgia*	69	72	L
Thurs., 2-24 #13 Auburn*	58	71	L
Sun., 2-27 at Ole Miss*	63	78	L
Thurs., 3-2 Florida%	86	96	L
We, 3-15 Wichita State\$	83	63	W
Sat., 3-18 Missouri\$(OT)	89	88	W
Tues., 3-21 Georgia Tech\$\$	78	67	W
Sat., 3-25 Florida\$\$\$\$	62	83	L

* - Southeastern Conference Game
% - SEC Tournament, Chattanooga, Tenn.
! - Princeton Holiday Classic, Princeton, NJ
/ - ALLTEL Arena, North Little Rock, Ark.
- WNIT 1st & 2nd Round, Fayetteville
\$ - WNIT Quarterfinals, Fayetteville
\$\$ - WNIT Semifinals, Fayetteville
\$\$\$\$ - WNIT Finals, Fayetteville

Head coach Susie Gardner led the Razorbacks for four seasons.

2000-01

Overall: 20-13

SEC: 6-8 (6th)

Home: 9-3; Road: 5-7; Neutral: 6-3

UA	OPP	W/L	
Sat., 11-18 at Memphis	58	66	L
Mon., 11-20 at Missouri	67	79	L
Fri., 11-24 Michigan#	78	67	W
Sat., 11-25 #22 NC State#	46	48	L
Sun., 11-26 @Hawaii#	76	73	W
Fri., 12-1 Oklahoma St. &	69	61	W
Mon., 12-4 Brigham Young	93	73	W
Thurs., 12-7 at Dayton	80	77	W
Sun., 12-10 Southeastern La.	97	40	W
Thurs., 12-21 Harvard!	87	48	W
Sat., 12-30 TCU	81	65	W
Tu, 1-2 at S. Carolina*	49	66	L
Fri., 1-5 Tulsa	101	60	W
Sun., 1-7 #2 Tennessee*	61	76	L
Thurs., 1-11 at Memphis [11]	54	61	L
Sun., 1-14 Kentucky*	69	50	W
Thurs., 1-18 #21 Miss State*	72	45	W
Sun., 1-21 at #15 Vanderbilt*	68	64	W
Wed., 1-24 at La.-Monroe	86	70	W
Thurs., 1-28 Auburn*	77	68	W
Sun., 2-1 at Alabama*	69	74	L
Sun., 2-4 at Kentucky*	84	78	W
Thurs., 2-8 #6 Florida*	64	75	L
Sun., 2-11 #14 LSU*	58	62	L
Thurs., 2-15 Howard	98	69	W
Sun., 2-18 at #5 Georgia*	60	81	L
Thurs., 2-22 at Auburn*	60	68	L
Sat., 2-24 Ole Miss*	82	64	W
Thurs., 3-1 Miss State%	94	76	W
Fri., 3-2 #10 Florida%	78	69	W
Sat., 3-3 #6 Georgia%	44	63	L
Sat., 3-17 #24 Baylor\$	68	59	W
Mon., 3-19 #5 Duke\$	54	75	L

* - Southeastern Conference Game
% - SEC Tournament, Memphis, Tenn.
! - Rainbow Wahine, Honolulu, Hawaii
& - The Myriad, Oklahoma City, Okla.
/ - ALLTEL Arena, North Little Rock, Ark.
\$ - NCAA 1st & 2nd Round, Durham, N.C.

2002-03

Overall: 22-11

SEC: 7-7 (7th)

Home: 12-2; Road: 5-6; Neutral: 5-3

UA	OPP	W/L	
Sat., 11-23 Stephen F. Austin [17]	78	54	W
Mon., 11-25 Texas Christian [17]	76	66	W
Thurs., 11-28 Old Dominion# [17]	54	49	W
Fri., 11-29 Hampton# [17]	78	41	W
Sat., 11-30 #1 Duke# (OT) [17]	72	74	L
Fri., 12-6 Northwestern St& [13]	79	60	W
Sat., 12-7 Rice& [13]	63	50	W
Mon., 12-9 Tulsa [13]	66	49	W
Thurs., 12-19 SW Missouri St. [10]	64	46	W
Sat., 12-28 Western Kentucky [10]	71	61	W
Mon., 12-30 Loyola Marymount [9]	87	52	W
Thurs., 1-2 at Oklahoma St. [9]	58	60	L
Sun., 1-5 Montana St. [11]	85	37	W
Mon., 1-6 La-Lafayette [11]	75	57	W
Thurs., 1-9 at Memphis [11]	78	64	W
Sun., 1-12 #13 S. Carolina* [11]	67	58	W
Thurs., 1-16 Florida* [10]	84	45	W
Sun., 1-19 #2 LSU* [10]	82	72	W
Thurs., 1-23 at #18 Vanderbilt* [8]	59	76	L
Sun., 1-26 at Auburn* [8]	36	64	L
Thurs., 1-30 #4 Tennessee* [12]	79	92	L
Sun., 2-2 at Alabama* [12]	59	58	W
Sun., 2-9 Ole Miss* [14]	62	60	W
Thurs., 2-13 at Kentucky* [13]	70	60	W
Sun., 2-16 at #15 S. Carolina* [13]	59	83	L
Thurs., 2-20 #16 Miss. State* [15]	59	72	L
Sun., 2-23 at #13 Georgia* [15]	60	69	L
Thurs., 2-27 at #4 LSU* [21]	57	70	L
Sun., 3-2 Alabama* [21]	68	57	W
Thurs., 3-6 Alabama% [23]	53	48	W
Fri., 3-7 #6 LSU% [23]	72	78	L
Sun., 3-23 at Cincinnati\$ [24]	71	57	W
Tues., 3-25 #5 Texas\$ [24]	50	67	L

[xx] - Arkansas ranking at time of game | | * - SEC Game
% - SEC Tourn., North Little Rock, Ark.
- Paradise Jam, U.S. Virgin Islands
& - Gene Hackerman Inv., Houston, Texas
/ - ALLTEL Arena, NLR, Ark. | | \$ - NCAA 1/2 Rd, Cincinnati, Ohio

2003-04

Overall: 16-12

SEC: 5-9 (9th)

Home: 7-4; Road: 7-7; Neutral: 2-1

UA	OPP	W/L	
Fri., 11-21 at Wichita State	81	72	W
Mon., 11-24 Rice	65	46	W
Fri., 11-28 Oregon State#	58	50	W
Sat., 11-29 at Loyola Marymount#	58	64	L
Wed., 12-3 at Western Ky	67	65	W
Sat., 12-6 at #21 TCU (OT)	62	67	L
Tues., 12-9 at Tulsa	64	43	W
Thurs., 12-18 Northwestern State!	78	64	W
Sat., 12-20 at Indiana	78	70	W
Sun., 12-28 at Stephen F. Austin	79	61	W
Tues., 12-30 McNeese State	72	52	W
Fri., 1-2 Memphis	79	75	W
Sun., 1-4 Oklahoma State	75	55	W
Thurs., 1-8 at #5 Tennessee*	44	83	L
Sun., 1-11 Ole Miss*	67	61	W
Sun., 1-18 at South Carolina*	66	52	L
Thurs., 1-22 #12 LSU*	65	73	L
Sun., 1-25 #22 Auburn*	44	71	L
Thurs., 1-29 #24 Vanderbilt*	69	74	L
Sun., 2-1 at Miss. State*	55	57	L
Sun., 2-8 #16 Georgia*	71	63	W
Thurs., 2-12 at #16 LSU*	65	92	L
Sun., 2-15 at Alabama*	65	68	L
Thurs., 2-19 Kentucky*	69	58	W
Sun., 2-22 at Florida*	82	68	W
Thurs., 2-26 #2 Tennessee*	71	93	L
Sun., 2-29 at Ole Miss*	73	84	L
Thurs., 3-4 Miss State%	74	79	L

* - Southeastern Conference Game
% - SEC Tournament, Nashville, Tenn.
! - LMU Thanksgiving Classic, Los Angeles, Calif.
/ - Summit Arena, Hot Springs, Ark.

2001-02

Overall: 20-12

SEC: 7-7 (7th)

Home: 12-2; Road: 4-9; Neutral: 4-1

UA	OPP	W/L	
Sat., 11-17 La.-Monroe	99	47	W
Tues., 11-20 at Boston College	76	60	W
Fri., 11-23 at SW Missouri	48	64	L
Sun., 11-25 Texas-Arlington!	79	48	W
Sun., 12-2 Memphis	85	48	W
Wed., 12-5 at Tulsa	55	52	W
Fri., 12-7 Northern Iowa	63	66	L
Sun., 12-9 Western Mich. (OT)	73	69	W
Wed., 12-19 Oklahoma St.	81	78	W
Fri., 12-21 Dayton	73	55	W
Sat., 12-29 at TCU	58	60	L
Wed., 1-2 at Brigham Young	85	57	W
Sun., 1-6 at Ole Miss*	46	81	L
Thurs., 1-10 Alabama*	70	84	L
Sun., 1-13 at #9 S. Carolina*	66	91	L
Thurs., 1-17 Kentucky*	76	64	W
Sun., 1-20 at LSU*	55	85	L
Thurs., 1-24 at Miss. State* (OT)	82	85	L
Sun., 1-27 #7 South Carolina*	74	46	W
Thurs., 1-31 #8 Vanderbilt*	67	57	W
Sun., 2-3 at Alabama*	72	70	W
Thurs., 2-7 at #3 Tennessee*	65	93	L
Sun., 2-10 LSU*	80	71	W
Wed., 2-13 Miss. Valley State	83	37	W
Sun., 2-17 Auburn*	88	65	W
Thurs., 2-21 at #16 Florida*	58	64	L
Sun., 2-24 #23 Georgia*	66	45	W
Thurs., 2-28 Ole Miss%	78	60	W
Fri., 3-1 #12 South Carolina%	79	61	W
Sat., 3-2 #6 Vanderbilt%	78	81	L
Sat., 3-15 Clemson\$	78	68	W
Mon., 3-17 at #11 Kansas State\$	68	82	L

* - SEC Game | | % - SEC Tournament, Nashville, Tenn.
! - ALLTEL Arena, North Little Rock, Ark.
\$ - NCAA 1st & 2nd Round, Manhattan, Kan.

2011-12 RAZORBACKS



YEAR-BY-YEAR RESULTS

2004-05

Overall: 17-14
SEC: 3-11 (11th)

Home: 10-4; Road: 3-8; Neutral: 4-2

	UA	OPP	W/L
Fri., 11-19	Alabama State	74	49 W
Sun., 11-21	Centenary	86	52 W
Thurs., 11-25	#15 Purdue#	51	55 L
Fri., 11-26	Idaho St#	69	59 W
Sun., 11-28	Western Kentucky	83	79 W
Wed., 12-1	Indiana	53	50 W
Fri., 12-3	Wichita State	78	55 W
Tues., 12-7	at Memphis	59	53 W
Sun., 12-16	La.-Lafayette!	82	68 W
Tues., 12-21	Oregon	65	62 W
Thurs., 12-30	at #16 Georgia*	57	58 L
Sun., 1-2	at Cincinnati	66	54 W
Thurs., 1-6	Florida*	56	68 L
Sun., 1-9	at Mississippi*	73	85 L
Thurs., 1-13	at #8 Tennessee*	54	72 L
Sun., 1-16	Miss State*	83	71 W
Thurs., 1-20	at #2 LSU*	45	91 L
Sun., 1-23	S. Carolina*	61	49 W
Tues., 1-25	at UM-Kansas City	69	46 W
Sun., 1-30	Mississippi*	52	75 L
Thurs., 2-3	at Auburn*	51	62 L
Thurs., 2-10	Alabama*	83	68 W
Sun., 2-13	Georgia Tech&	71	59 W
Thurs., 2-17	at #2 Vanderbilt*	43	78 L
Sun., 2-20	#6 Tennessee*	71	84 L
Thurs., 2-24	#1 LSU*	64	90 L
Sun., 2-27	at Kentucky*	67	73 L
Thurs., 3-3	Miss St.%	80	73 W
Fri., 3-4	Vanderbilt%	60	79 L
Fri., 3-18	UNLV\$	61	48 W
Mon., 3-21	at Arkansas State\$\$	84	98 L

* - Southeastern Conference Game
% - SEC Tournament, Nashville, Tenn.
- Flint Hills Resources Islander Classic, Corpus Christi, Texas
! - ALLTEL Arena, N. Little Rock, Ark.
& - Russell Athletics Shootout, Duluth, Ga.
\$ - WNIT First Round, Fayetteville, Ark.
\$\$ - WNIT Second Round, Jonesboro, Ark.

2005-06

Overall: 13-15
SEC: 5-9 t8th

Home: 9-4; Road: 2-10; Neutral: 2-1

	UA	OPP	W/L
Fri., 11-18	at SMU	73	63 W
Mon., 11-21	Memphis	99	53 W
Fri., 11-25	at Oregon	59	70 L
Sat., 11-26	at Portland St.	65	67 L
Tues., 11-29	Grambling	88	69 W
Thurs., 12-1	Tulsa	64	66 L
Sun., 12-4	UMKC	84	57 W
Tues., 12-6	at Western Kentucky	73	89 L
Thurs., 12-15	Nicholls State!	75	40 W
Sun., 12-18	Texas-Pan American	74	44 W
Wed., 12-21	New Orleans	84	46 W
Thurs., 12-29	Coppin St.#	49	33 W
Fri., 12-30	Fla. International#	54	58 L
Thurs., 1-5	at Miss. State*	66	45 W
Sun., 1-8	#20 Vanderbilt* (OT)	52	51 W
Thurs., 1-12	Auburn*	64	60 W
Sun., 1-15	at Alabama*	73	75 L
Sun., 1-22	Miss. State*	60	58 W
Thurs., 1-26	#24 Florida*	69	63 W
Sun., 1-29	at S. Carolina*	52	61 L
Thurs., 2-2	#3 LSU*	59	93 L
Sun., 2-5	at #5 Tennessee*	37	77 L
Thurs., 2-9	at #22 Vanderbilt*	59	64 L
Sun., 2-12	Kentucky*	50	79 L
Sun., 2-19	at #2 LSU*	42	64 L
Thurs., 2-23	#13 Georgia*	80	86 L
Sun., 2-26	at Ole Miss*	78	85 L
Thurs., 3-2	Ole Miss %	64	94 L

* - Southeastern Conference Game
% - SEC Tournament, N. Little Rock, Ark.
- FIU Sun & Fun Classic, Miami, Fla.
! - Summit Arena, Hot Springs, Ark.

2006-07

Overall: 18-13
SEC: 3-11 10th

Home: 7-6; Road: 9-5; Neutral: 2-2

	UA	OPP	W/L
Fri., 11-10	at Clemson	75	69 W
Mon., 11-13	Louisiana-Monroe	62	54 W
Fri., 11-17	at Lipscomb	77	39 W
Sat., 11-18	at Austin Peay	58	46 W
Mon., 11-20	Wichita State	80	70 W
Fri., 11-24	Denver#	84	58 W
Sat., 11-25	at Hawai'i#	70	56 W
Sun., 11-26	#2 North Carolina#	69	94 L
Fri., 12-1	Portland State	97	62 W
Sun., 12-3	Texas Southern	90	50 W
Wed., 12-13	SMU [25]	70	58 W
Sat., 12-16	at Tulsa [25]	78	67 W
Mon., 12-18	at Memphis [24]	70	54 W
Wed., 12-20	Stephen F. Austin! [24]	75	54 W
Thurs., 12-28	Cincinnati [23]	94	82 W
Sat., 12-30	at St. Louis [23]	66	59 W
Thurs., 1-4	at #11 Vanderbilt* [20]	61	98 L
Sun., 1-7	Miss State* [20]	73	81 L
Sun., 1-14	at Auburn* [25]	65	62 W
Thurs., 1-18	Alabama* [RV]	71	63 W
Sun., 1-21	at Florida*	67	57 W
Thurs., 1-25	at #8 LSU*	53	70 L
Sun., 1-28	#15 Vanderbilt	34	61 L
Thurs., 2-1	at Miss State*	75	80 L
Sun., 2-4	Ole Miss* (2 OT)	87	90 L
Thurs., 2-8	S. Carolina* [FSN]	69	74 L
Thurs., 2-15	#7 LSU*	65	86 L
Sun., 2-18	at Kentucky* [FSN]	60	87 L
Thurs., 2-22	#2 Tennessee* (OT)	68	75 L
Sun., 2-25	at #11 Georgia*	51	69 L
Thurs., 3-1	Kentucky%	57	72 L

* - Southeastern Conference Game
% - SEC Tournament, Duluth, Ga.
- Hawaiian Airlines Rainbow Wahine, Honolulu, Hawai'i
! - Summit Arena, Hot Springs, Ark.

2007-08

Overall: 17-13
SEC: 2-12 (H: 1-6; R: 1-6)

Home: 10-6; Road: 2-6; Neutral: 5-1

	UA	OPP	W/L
Sun., 11-11	Lipscomb	87	60 W
Wed., 11-14	Jackson State	72	49 W
Sat., 11-17	Austin Peay	61	48 W
Tues., 11-20	Tulsa	69	52 W
Fri., 11-23	Georgia Southern#	77	51 W
Sat., 11-24	New Orleans#	65	44 W
Wed., 11-28	at Missouri	66	53 W
Sun., 12-2	Clemson	79	63 W
Tues., 12-4	Sam Houston State	89	62 W
Thurs., 12-13	Northwestern State!	59	43 W
Sat., 12-15	St. Louis	74	59 W
Tues., 12-18	Memphis	91	66 W
Fri., 12-29	Delaware&	62	49 W
Sat., 12-30	Marquette&	71	69 W
Sa., 1-5	Texas Tech [25]	80	57 W
Thurs., 1-10	#11 LSU* [20]	54	76 L
Sun., 1-13	at Ole Miss* [20]	55	63 L
Thurs., 1-17	at Alabama*	63	49 W
Sun., 1-20	Florida*	74	92 L
Thurs., 1-24	at #2 Tennessee*	55	98 L
Sun., 1-27	Miss State*	56	42 W
Sun., 2-3	at S. Carolina*	50	59 L
Thurs., 2-7	#24 Georgia*	58	72 L
Sun., 2-10	Auburn*	68	73 L
Sun., 2-17	at Florida*	73	75 L
Thurs., 2-21	#25 Vanderbilt*	50	63 L
Sun., 2-24	Kentucky*	56	59 L
Thurs., 2-28	at #6 LSU*	46	83 L
Sun., 3-2	at Auburn*	57	74 L
Thurs., 3-6	Auburn%	51	73 L

[xx] - Arkansas' ranking at time of game
* - Southeastern Conference Game
% - SEC Tournament, Nashville, Tenn.
- UTSA Thanksgiving Classic, San Antonio, Texas
& - Dartmouth Tournament, Hanover, N.H.
! - Summit Arena, Hot Springs, Ark.

2008-09

Overall: 18-14
SEC: 6-8 (H: 3-4; R: 3-4)

Home: 12-5; Road: 4-7; Neutral: 2-2

	UA	OPP	W/L
Sat., 11-15	La-Monroe	77	38 W
Wed., 11-19	High Point	63	46 W
Fri., 11-21	SMU	78	69 W
Sun., 11-23	Northwestern	60	44 W
Fri., 11-28	Oregon State#	56	69 L
Sat., 11-29	Pacific#	78	61 W
Wed., 12-3	at Memphis	76	69 W
Sat., 12-5	Miss Valley!	79	46 W
Sun., 12-6	Kansas State!	56	85 L
Tues., 12-9	North Dakota	85	73 W
Thurs., 12-18	Dartmouth	66	57 W
Sun., 12-21	Missouri	55	56 L
Mon., 12-29	Western Illinois	70	53 W
Wed., 12-31	Stetson	85	44 W
Sat., 1-3	at Texas Tech	60	75 L
Thurs., 1-8	LSU*	42	62 L
Sun., 1-11	at Kentucky*	63	72 L
Sun., 1-18	#6 Auburn*	61	70 L
Thurs., 1-22	#10 Tennessee*	67	76 L
Sun., 1-25	at Miss State*	65	62 W
Thurs., 1-29	at #20 Vanderbilt* (OT)	61	72 L
Sun., 2-1	#12 Florida*	78	94 L
Thurs., 2-5	at LSU*	53	68 L
Sun., 2-8	at Georgia*	77	64 W
Thurs., 2-12	S. Carolina*	58	54 W
Sun., 2-15	Ole Miss*	70	59 W
Thurs., 2-19	at #15 Florida*	83	74 W
Sun., 2-22	Alabama*	74	69 W
Sun., 3-1	at #3 Auburn*	57	94 L
Thurs., 3-5	Ole Miss%	60	65 L
Mo, 3-23	Okl. State! (OT)	61	60 W
Thurs., 3-26	at Kansas!	59	75 L

* - Southeastern Conference Game
% - SEC Tournament, North Little Rock, Ark.
- Junkanoo Jam, Freeport Division Grand Bahama Island & - Commerce Bank Wildcat Classic, Manhattan, Kan.
! - WNIT Tournament

2009-10

Overall: 12-18
SEC: 4-12

Home: 5-7; Road: 3-8; Neutral: 4-3

	UA	OPP	W/L
Sun., 11-15	Alcorn State	87	78 W
Wed., 11-18	at SMU	71	76 L
Sun., 11-22	East Tennessee St.	95	78 W
Thurs., 11-26	Iona!	66	60 W
Fr, 11-27	Western Kentucky!	69	51 W
Wed., 12-2	Kansas State	60	58 W
Sat., 12-5	at #18 Oklahoma (OT)	86	87 L
Tues., 12-8	Coppin State	72	51 W
Thurs., 12-7	at Northwestern	55	67 L
Sat., 12-19	DePaul#	45	46 L
Sun., 12-20	UTSA#	55	71 L
Mon., 12-21	VCU#	68	58 W
Tues., 12-29	Sam Houston State	106	78 W
Sun., 1-3	Florida*	53	59 L
Thurs., 1-7	#11 LSU*	38	65 L
Sun., 1-10	at Ole Miss*	71	86 L
Thurs., 1-14	Miss State*	60	78 L
Sun., 1-17	#6 Georgia*	63	73 L
Thurs., 1-21	at #25 Kentucky*	52	69 L
Sun., 1-24	at Alabama* 2	66	62 W
Sun., 1-31	#25 Vanderbilt*	61	67 L
Thurs., 2-4	at #5 Tennessee* 1	57	74 L
Sun., 2-7	#18 Kentucky*	57	71 L
Thurs., 2-11	at Auburn*	73	58 W
Sun., 2-14	at S. Carolina* 3	72	68 W
Thurs., 2-18	Ole Miss*	67	59 W
Sun., 2-21	Alabama*	58	69 L
Thurs., 2-25	at #20 LSU* 2	53	70 L
Sun., 2-28	at #24 Georgia* 4	48	69 L
Thurs., 3-4	Vanderbilt% 1 (OT)	64	65 L

* - Southeastern Conference Game
% - SEC Tournament, Duluth, Ga.
! Caribbean Challenge (Cancun, Mexico)
#Duel in the Desert (Las Vegas, Nev.)
1-FSN; 2-COX; 3-ESPN2; 4-SEC Network

2010-11

Overall: 22-12
SEC: 6-10

Home: 12-6; Road: 9-5; Neutral: 1-1

	UA	OPP	W/L
Fri., 11-12	Florida A&M	71	62 W
Sun., 11-14	Davidson	68	55 W
Wed., 11-17	Miss. Valley State	55	54 W
Sun., 11-21	Middle Tennessee State	77	50 W
Tues., 11-23	Tennessee State	71	50 W
Fri., 11-26	High Point-1	82	63 W
Sat., 11-27	at UTEP-1	59	56 W
Wed., 12-1	at Texas Arlington	57	54 W
Sat., 12-4	at Utah	65	54 W
Thurs., 12-16	Oral Roberts	80	63 W
Sun., 12-19	#12 Oklahoma-2	67	57 W
Tues., 12-28	Furman (22/24)	88	47 W
Sun., 1-2	at Fla.* (SUN) [22/24]	53	64 L
Thurs., 1-6	#10/11 KY * [25]	78	67 W
Sun., 1-9	at Miss St * 1 [25]	61	56 W
Thurs., 1-13	Georgia * 2 [20/23]	56	59 L
Sun., 1-16	at Alabama * [20/23]	57	53 W
Thurs., 1-20	at Vanderbilt * [23/24]	54	65 L
Sun., 1-23	Ole Miss * (23/24)	65	69 L
Thurs., 1-27	at LSU * [rv/rv]	53	45 W
Sun., 1-30	#5 Tennessee* 4	53	72 L
Thurs., 2-3	at #24 Ga. * 2 (OT)	54	57 L
Sun., 2-6	S. Carolina * 5	62	64 L
Sun., 2-13	Auburn * 3	59	64 L
Thurs., 2-17	at Ole Miss * 2	56	53 W
Sun., 2-20	LSU *	42	40 W
Thurs., 2-24	at #20 Kentucky* 1	54	55 L
Sun., 2-27	Alabama *	79	92 L
Sun., 3-6	Florida-% 1	59	68 L
Thurs., 3-10	SIU-Edwardsville	78	61 W
Thurs., 3-17	Lamar-\$	91	65 W
Sun., 3-20	Missouri State-\$\$	65	64 W
Wed., 3-23	ORU-\$\$\$	78	59 W
Sun., 3-27	Illinois State-\$\$\$\$	49	60 L

[xx] - Arkansas' ranking at time of game
% - Southeastern Conference Game
\$ - SEC Tournament, Nashville, Tenn.
1-FSN; 2-COX; 3-ESPN2; 4-SEC Network; 5-ESPNW
%1-UTEP Thanksgiving Tournament (El Paso, Texas)
\$ - WNIT 1st Round, Fayetteville || \$\$ - WNIT 2nd Round, Springfield, Mo.
\$\$\$ - WNIT 3rd Round, Tulsa, Okla.
\$\$\$\$ - WNIT Quarterfinals, Normal, Ill.



Head coach Tom Collen looks on from the sideline after taking over the reigns of the program in 2006-07.

2011-12 RAZORBACKS

TEAM PHOTOGRAPHS



1976-77

Front row, from left: Jeanette Cowherd, Deborah Cooper, Camille Yancey, Carol Ann Riggs, Joanie Johnston, Karen Osborne, Pat Keck; back row, from left: trainer Jerry Cohen, Debbie Roe, Marsha Lackey-Vining, Joyce Underdown, Joy Dillard, Celeste Holman, Tami Thompson, Deanna Barnes, manager Gail Saulsbury, head coach Sharon Ogle.



1977-78

Front row, from left: Tamera Scherm, Mary Lynn Ederington, Peggy Price, Jeanette Cowherd, Carol Ann Riggs, Marsha Lackey-Vining, Camille Yancey; back row: manager Dianne Lewis, Sheila Burns, Kathy Rowland, Sherry Smith, Joy Dillard, Betsy Broyles, Debbie Roe, Melanie Browder, head coach Sharon Ogle, trainer Jerry Cohen.




1978-79

Unfortunately, the University of Arkansas does not have a team photo of the 1978-79 team, only this newspaper clipping of a team photo. The members of the 1978-79 team were: Betsy Broyles, Donna Buccella, Kathy Canton, Trisha Cooper, Sharon Delph, L'Anna Howard, Marsha Johnson, Peggy Price, Debbie Roe, Sandy Scranton, Lita Stricklin, Monica Van Parys. The head coach was Joan Henn with assistant coach Judy Grayston. If any former players have a copy of the team photograph, we would like to copy it for our records. Please contact Jeri Thorpe at the Athletic Media Relations office.


COACH SHARON OGLE 2 YEARS, 24-15 (1976-1978)

Tasked with starting the women's basketball team, Ogle in fact was restarting a program that existed briefly at the end of the 1960s as an "extramural" team. Aside from a continuous history of teams the following 30 years, the differences that set the 1976-77 team apart from previous squads to become the first varsity team were the official sanction of the Women's Athletics Department, membership in the AIAW -- the national women's collegiate rules body of the period -- and scholarship, albeit partial scholarships. Ogle also signed the first recruited athletes for women's basketball the next season.



MONICA VAN PARYS

By virtue of the shorter seasons, Arkansas' early teams own records that may never be broken. For example, the 1978-79 team allowed the fewest points (1,242) in a season, but also scored the fewest points (1,100).



CHERYL ORCHOLSKI

TEAM PHOTOGRAPHS




COACH JOAN HENN 3 YEARS, 33-41 (1978-1981)

The second head coach for the Razorback basketball team, Joan Henn saw the expansion of the schedule and roster during her three years at Arkansas. Transitioning to a varsity-style squad filled with recruited scholarship athletes, Henn faced some of the first major regional opponents during the pre-SWC days of AIAW basketball in Fayetteville. Henn has the distinction of being the first coach to take the Razorbacks into post-season competition at the Southwest Regional of the AIAW in Baton Rouge in her second season, and she started the first home tournament.



1979-80

Front row, from left: Trisha Cooper, Lita Stricklin, Monica Van Parys, Kim Bunge, Patrice Gillenwater, Tammy Siefkes, Connie Fitzgerald; back row; Peggy Price, manager; Kristy Weathers, manager; Sandy Scranton, Leah Gordon, George Ana Clark, Ann Keenan, assistant coach; Joan Henn, head coach; Kathy Caton, Marsha Johnson, Lisa Harris, Kelly Lipe, Nancy Stevens, trainer.




AMANDA HOLLY

The 1980-81 team became the first Razorback basketball team to host a home tournament. By defeating Tennessee-Martin and McNeese State in February, the 1981 team started the perfect record for Arkansas women's basketball at home. All-time through three versions of home tournaments, Arkansas is a combined perfect 26-0 with 13 tournament titles. This early Lady Razorback Invitational continued for two more seasons before going on hiatus until the 1989 season. Arkansas hosted several Dial Classics before home tournaments ended in 1999. The 1980-81 team also has the distinction of the most players fouled out in a year, 47.



1980-81


Front row, from left: Brenda Alexander, Connie Fitzgerald, Cecilia Roark, Jan Lookadoo, Cheryl Orcholski, Leah Gordon; back row, from left: Kelly Lipe, manager; Nancy Stevens, trainer; Matilda Willis, assistant coach; Wendy Schopp, Patrice Gillenwater, Mary Munsch, Kim Bunge, Monica Van Parys, Tammy Siefkes, DeAnn Henry, Joan Henn, head coach; Bonnie Foley, graduate assistant; Peggy Price, manager.



COACH MATILDA WILLIS 3 YEARS, 67-27 (1981-1984)

Responsible for signing the first major recruiting classes at Arkansas, Matilda Willis laid the foundation for the Razorbacks' quick ascension into the Southwest Conference elite. Willis also upgraded the UA schedule from regional to national contests, taking on the powerhouse teams of the day including Delta State and Louisiana Tech. The first 20-win coach at Arkansas, her 1982 team also became the first Razorback team at the national championship level, advancing to the Sweet 16 of the AIAW National Tournament in California. Her brief three seasons at Arkansas before leaving for Kansas State give her the best career winning percentage of any


Razorback women's basketball coach at .713.



1981-82

Front row, from left: Brenda Alexander, Dinah Dickerson, Connie Fitzgerald, Tamara Mathis, Doris Gaiser, DeAnn Henry, Cheryl Orcholski; back row, from left: Kelly Lipe, manager; Nancy Stevens, trainer; John Sutherland, assistant coach; Bettye Fiscus, Paula Phillips, Monica Van Parys, Kim Bunge, Amanda Holley, Erma Greer, Mary Munsch; Jeff Cohen, assistant coach; Matilda Willis, head coach; Marsha Van Parys, manager.

TEAM PHOTOGRAPHS



1982-83

Front row, from left: Kelly Lipe, manager; Debra Williams, Connie Fitzgerald, Doris Gaiser, Erma Greer, Tamara Mathis, DeAnn Henry, Cheryl Orcholski, Nancy Stevens, trainer. Back row, from left: Marsha Van Parys, manager; Matilda Willis, head coach; Bettye Fiscus, Mary Munsch, Anne Luostarinen, Kim Bunge, Amanda Holley, Paula Phillips, Sherri Boeller, John Sutherland, assistant coach; Lisa Parker, assistant coach.



1983-84

Front row, from left: Debra Williams, Cheryl Orcholski, Tamara Mathis, Doris Gaiser, Valecia Fore. Kneeling, from left: Sheila Burkes, Bettye Fiscus, Erma Greer, Tracy Webb, Mary Munsch. Standing, from left: manager Rita Ivie, trainer Nancy Stevens, assistant coach John Sutherland, Amanda Holley, Anna Luostarinen, Monica Brown, manager Kelly Lipe, manager Sammie Baird, head coach Matilda Willis.




1984-85

Front row, from left: Brenda Rhodes, Tracy Webb, Dianna Harris, Bettye Fiscus, Doris Gaiser. Middle row: assistant coach Journey Beard, manager Sammie Baird, Cindy Daley, Debra Williams, Erma Greer, Tina Brewer, trainer Nancy Stevens. Back row: head coach John Sutherland, manager Cynthia Mathis, Tamara Mathis, Monica Brown, Tracey Hutchinson, Bronwyn Wynn, Sheila Burkes, manager Rita Ivie, asst. coach Joey Anders.

KIM BUNGE

For the second consecutive year, Matilda Willis kept Arkansas undefeated at Barnhill Arena. This was the first year for Southwest Conference women's basketball, with the emphasis on the postseason tournament and a single-round robin regular-season format. This also marked the first year of NCAA participation for the Razorbacks as Arkansas elected to compete under AIAW rules until the demise of the national women's collegiate organization in 1982.




ERMA GREER

Riding one of the nation's longest home winning streaks, Matilda Willis sought out a major test for her growing program. By hosting the defending national champion Lady Techsters for the home opener, Arkansas saw its 21-game, three-year Barnhill streak end to No. 2 La. Tech. The tough non-conference schedule got Arkansas prepared for the first full double-round robin SWC slate. In one of the early program's epic games, a buzzer-beating final shot rimmed out against No. 1 ranked Texas, allowing the Longhorns to escape Fayetteville by one point and continue what would become the longest conference win streak in women's basketball history. However, Arkansas would finish that task six years later in Austin.




ALL-TIME LEADING SCORER BETTYE FISCUS

The 1984-85 season was a passing of the torch as the first generation of star players at Arkansas, led by all-time leading scorer Bettye Fiscus, played their senior year. At the same time, the next wave led by sophomores like Tracy Webb and Sheila Burkes were becoming key players for the Razorbacks.



TEAM PHOTOGRAPHS



COACH JOHN SUTHERLAND 9 YEARS, 174-88 (1984-1993)

When he was promoted to head coach by former women's athletics director Ruth Cohoon in the spring of 1984, John Sutherland became the youngest Division I head coach in America. His youth and enthusiasm served him well during his nine-year run, and made him the perfect counterbalance for Arkansas' most bitter Southwest Conference rival, Texas. Three times voted the SWC Coach of the Year, he earned his first honor in 1986 leading the Razorbacks to their first NCAA berth. He coached Arkansas in some of its most memorable games, but none greater than the epic win at Austin, Texas, to snap the nation's longest conference winning streak. It was Sutherland that became


the first coach besides hall of famer Jody Conradt to win a SWC championship. Sutherland's 1989-90 team shared the crown with Texas and advanced to the NCAA Elite Eight. His 1990-91 team won the SWC outright with a pair of wins over Texas, then swept the conference tournament to break another UT streak. He coached Arkansas' first Kodak All-American, Delmonica DeHorney. The transition to the SEC in 1991-92 was difficult, and Sutherland departed after nine seasons. His .664 career mark, six 20-win seasons and two league championships remain one of the best coaching records at Arkansas. The 1990-91 team still holds the record for most wins in a season -- 28 -- and best winning percentage -- .875, 28-4. He went on to coaching stops as an assistant at Notre Dame and Marshall and as head coach at New Mexico State before retiring from coaching.



1985-86

1986 MIDWEST REGION FIRST ROUND

Front row, from left: senior guard Debra Williams, sophomore guard Tina Adams, freshman guard Lillian Valley; second row, from left: freshman guard Lanell Dawson, freshman guard Kim Grisham, sophomore forward Cindy Daley, junior guard Tracy Webb; back row, from left: freshman forward Shelly Wallace, freshman forward Stephanie Brinlee, junior center Bronwyn Wynn, junior forward Sheila Burkes, junior forward Monica Brown.



NWIT MVP TRACY WEBB

Having lost to the No. 1 ranked team in the country by a pair of field goals, the senior-laden 1987 team felt it deserved a return to the NCAA tournament. However, in the days before the 64-team draw, at-large bids were hard to come by and the level of respect for the competition in the SWC was not the same as other power leagues. Jilted, the team decided to wreak vengeance on the eight-team field at the National Women's Invitational Tournament in Amarillo, Texas. Arkansas shattered the tournament record for average points scored and margin of victory -- two marks that would stand until the dissolution of the NWIT in 1997.



1986-87

1987 NWIT CHAMPIONS

Front row, from left: Maria Kidd, Lanell Dawson, Claudia Harris, Donna Wilson, Lillian Valley, Juliet Jackson, Tracy Webb. Back row, from left: Shelly Wallace, Robyn Irwin, Bronwyn Wynn, Sheila Burkes, Dianna Harris, Cindy Daley, Monica Brown.

TEAM PHOTOGRAPHS



1987-88

Front row, from left: manager Martha Neal, Lillian Valley, Christi Willson, Donna Wilson, Sue Pack, Juliet Jackson, Lisa Martin, manager Karen Johnson. Back row, from left: head coach John Sutherland, assistant coach Tracy Webb, Cindy Daley, Faye Dickerson, Robyn Irwin, Delmonica DeHorney, Angie Gore, Shelly Wallace, assistant coach Tracey Mays, assistant coach Donald Paul, trainer Nancy Stevens.



1988-89

1989 MIDWEST REGION FIRST ROUND

Front row, from left: junior guard Juliet Jackson, senior guard Lisa Martin, sophomore guard Sue Pack, senior guard Donna Wilson, freshman guard Coretta Chenault, sophomore guard Christi Willson. Back row, from left: senior forward Shelly Wallace, sophomore forward Angie Gore, senior post Robyn Irwin, sophomore center Delmonica DeHorney, sophomore forward Faye Dickerson, freshman guard Michelle Mabry, freshman guard Amber Nicholas.




1989-90

1990 WEST REGIONAL FINALISTS

Front row, from left: senior guard Juliet Jackson, sophomore guard Amber Nicholas, sophomore guard Christi Willson, freshman guard Marla Goshien, freshman guard Sally Moore, sophomore guard Stacey Walls. Back row, from left: junior forward Sue Pack, freshman post Blair Savage, junior forward Angie Gore, junior post Delmonica DeHorney, junior post Deborah Crosby, sophomore forward Coretta Chenault, freshman forward Janet Moore.


DONNA WILSON

A tough season for Arkansas, but it still had highlights as Donna Wilson set the school record for assists in a game with 18 against Houston in the SWC Tournament and Delmonica DeHorney was named the league's newcomer of the year. Wilson's effort has stood the test of time as three different point guards -- Amber Nicholas, Christy Smith and Amy Wright -- have broken numerous assist marks. Although each had double-digit game bests and all put up over 500 career assists, the closest any came was 12 by Wright. India Lewis' sophomore class record 14 in 2001 is the best effort to break Wilson's record.



KODAK HONORABLE MENTION SHELLY WALLACE

Unlike 1987, Arkansas was rewarded for its runner-up finishes in SWC play, advancing to the NCAA first round. This team remains the highest average scoring team (83.0 ppg) in school history, led by senior power forward Shelly Wallace. The Californian set several school records on her way to Kodak All-America honorable mention honors, many which still stand today including most rebounds in a game, season and career, and most 30-point games in a career with seven. She remains the only Razorback to average a double-double for a season.



JULIET JACKSON

Overlooked among the accomplishments of the 1990 Southwest Conference co-champions is the fact the 1989-90 team was the greatest road squad in school history. Shattering the mark for consecutive road wins with 12, this team may have completed the year perfect on the road had it not been assigned the West Regional and handed the unenviable task of facing the national champion juggernaut of Stanford on the Cardinal's home court. Still, the 12-1 road mark also remains the school record (.923). Juliet Jackson played a key role in two of the most important road wins. Her famous free throws at Texas (see The Greatest Games, page 134) were important, but without her career-best and game-leading 30 points poured in from long distance at Athens, Arkansas' season ends at Georgia.



TEAM PHOTOGRAPHS




KODAK ALL-AMERICAN DELMONICA DEHORNEY

Arkansas' winningest season had some of the quirkiest moments. The 90-91 team held the record for the longest regular-season win streak -- 12 games -- for 17 years. But for an improbable loss to last-place Baylor by one point at Waco, Arkansas may have won 21 straight. Still, taking 20 of 21 was impressive, and the 28 wins and .875 percentage remain school records. The

1991 team also holds the record for most points (2,644) and most assists (694) due mostly to the post-point duo of Delmonica DeHorney and Amber Nicholas.

1991 SWC CLASSIC MVP AMBER NICHOLAS



137

1990-91 1991 MIDWEST REGIONALS


Front row, from left: junior guard Amber Nicholas, freshman guard Allyson Twiggs, junior guard Christi Willson, freshman guard Sha Hopson, sophomore guard Sally Moore, freshman guard Shea Henderson. Second row: manager Martha Neal, student coach Jason Jones, graduate asst. Gail Striegler, head coach John Sutherland, asst. coach Tracey Mays Stehlik, assistant coach Loy Moore, trainer Sally Werner-Ferrel, manager Dana Dethrow. Back row: sophomore guard Janet Moore, freshman forward Allison Muldrew, freshman post Yolanda Dickson, senior post Deborah Crosby, senior post Delmonica DeHorney, freshman post Michelle Thacker, senior post Angie Gore, sophomore post Blair Savage.



BLAIR SAVAGE

A rebuilding season was not the best timing to join the toughest women's basketball conference in America. It also proved a tough, quirky schedule as the SWC's double-round robin consumed 16 regular-season games while the SEC had only 11 conference games. Hurt feelings from its former league foes prevented the Razorbacks from scheduling SWC teams and Arkansas scrambled on month's notice to assemble a minimum Division I schedule of 24 games. Without its two-time leading scorer and Kodak All-American Delmonica DeHorney, Arkansas struggled in the first year of SEC play. Watching a last-second layup roll off the rim at Ole Miss to open league play, 66-65, losing the team's leading scorer at semester after upsetting No. 17 Auburn, and a heartbreaking overtime loss at Kentucky added up to an 11th-place finish in the 12-team league. The defending SWC champions were not alone as fellow expansion member South Carolina, the defending Metro Conference champ,

joined Arkansas at the bottom of the league standings helping prove the point of the SEC as the reigning power conference. Wilson's effort has stood the test of time as three different point guards -- Amber Nicholas, Christi Smith and Amy Wright -- have broken numerous assist marks. Although each had double-digit game bests and all put up over 500 career assists, the closest any came was 12 by Wright. India Lewis' sophomore class record 14 in 2001 is the best effort to break Wilson's record.



1991-92

Front row, from left: trainer Sally Werner-Ferrel, manager Suzanne Clark, Shea Henderson, Chrysti Jordan, Sha Hopson, Allyson Twiggs, Angela Davis, Amber Nicholas, manager Bettina Gragg, student assistant Jason Jones. Back row, from left: head coach John Sutherland, Alison Muldrew, Michelle Thacker, Dianna Harris, Rochelle Masengill, Stephanie Bloomer, Blair Savage, Yolanda Dickson, assistant coach Tracey Mays Stehlik, assistant coach Loy Moore.



SHEA HENDERSON

Arkansas' senior point guard from the small Delta town of Star City provided one of the highlight moments of 1992-93 as Shea Henderson drove the lane with seconds remaining to sink the defending SEC champion Ole Miss Lady Rebels in the conference opener. Arkansas made improvements and regained an almost full schedule in its second transition year to the SEC.

STEPHANIE BLOOMER



1992-93

Front row, from left: manager Suzanne Clark, Shea Henderson, Debbie Olivas, Tara Rhodes, Allyson Twiggs, Angela Davis, Tracy Eaton, Shannon Jones, manager Daisy Moore. Back row, from left: practice coordinator Jason Jones, head coach John Sutherland, trainer Sally Werner-Ferrel, Yolanda Dickson, Blair Savage, Michelle Thacker, Stephanie Bloomer, Rochelle Masengill, Kelly Johnson, assistant coach Tracey Mays Stehlik, assistant coach Loy Moore, graduate assistant coach Amber Nicholas.

TEAM PHOTOGRAPHS



1993-94

Front row, from left: Debbie Olivas, Shea Henderson, Shannon Jones, Kimberly Wilson, Kelly Johnson, Allyson Twiggs, Taqueta Roberson, Tracy Eaton. Back row, from left: manager Susanne Clark, assistant coach Sue Donohoe, head coach Gary Blair, Stephanie Bloomer, Michelle Thacker, Rochelle Masengill, Carrie Parker, Yolanda Dickson, assistant coach Tom Collen, assistant coach Amber Nicholas, manager Nita Thompson.



1994-95

1995 MIDWEST REGION SECOND ROUND

Front row, from left: senior guard Debbie Olivas, sophomore forward Toya Marshall, freshman point guard Christy Smith, sophomore guard Kimberly Wilson, junior post Kelly Johnson, freshman guard Tiffany Wright, senior guard Allyson Twiggs, sophomore guard Taqueta Roberson, freshman guard Robin Alpe. Back row, from left: manager David Weaver, manager Amy Clement, assistant coach Kit Kyle, head coach Gary Blair, freshman post Karen Jones, senior post Stephanie Bloomer, senior post Rochelle Masengill, sophomore post Carrie Parker, freshman guard Treva Christensen, assistant coach Tom Collen, assistant coach Amber Nicholas, trainer Ruth DeBro, manager Tom Halbmaier.



1995-96

PRE-SEASON WNIT RUNNER-UP || NWIT 4TH PLACE

Front row, from left: Robin Alpe, Roxanne McCrory, Christy Smith, Taqueta Roberson, Kelly Johnson, Kimberly Wilson, Tennille Adams, Toya Marshall, Sytia Messer, Carrie Satterfield; back row, from left: Tom Collen, assistant coach; Kit Kyle, assistant coach; Amy Clement, manager; Tom Halbmaier, manager; Tiffany Wright, Carrie Parker, Shaka Massey, Karen Jones, Treva Christensen, David Weaver, manager; Ruth DeBro, trainer; Debbie Olivas, student assistant coach; Amber Nicholas, assistant coach; Gary Blair, head coach.


COACH GARY BLAIR 10 YEARS, 198-120 (1993-2003)

The longest tenured coach in Razorback women's basketball history, Gary Blair will be forever remembered for two improbable runs against the odds and one of the most famous players in school history. Taking over after a successful run at Stephen F. Austin, Blair promised to take Arkansas the next step toward the Final Four. His first recruiting class made good on the pledge. Led by four-time AP All-America honorable mention Christy Smith, Arkansas became the first unranked team in NCAA history to reach the Women's Final Four. Before the epic 1998 West Regional run, Blair led Arkansas into the NCAA tournament in 1995 thanks to Smith's SEC Freshman of the Year effort to rally Arkansas from a 1-3 league start to a 7-4 close to tie for fourth. Blair was named national coach of the year by two publications after the 1998 season. A disappointing 1999 saw Arkansas become one of a handful of Final Four teams to fail to return to the tournament, but Blair rallied the team to the 1999 WNIT Championship in front of a school, state and then WNIT record crowd of 14,163 at Walton Arena. His final three seasons were NCAA trips before departing to become the head coach at Texas A&M in 2004.




KELLY JOHNSON

After starting league play 1-3, including a heartbreaking one-point loss to Ole Miss, not a lot of folks held high hopes for Arkansas' SEC finish, except for Christy Smith. The future SEC Freshman of the Year had proved tenacious in the non-conference schedule, and embarked on an improbable run of playing every minute of every SEC game -- both regular season and tournament. Her grit combined with the highly-touted freshmen recruits and the experience of seniors Stephanie Bloomer and Allyson Twiggs powered Arkansas to a 6-1 finish in SEC play to tie for fourth place overall. The highlight of the run was an upset of eighth-ranked Vanderbilt. Winning eight of the last 10 games of the season, Arkansas was rewarded with a sixth seed in the NCAA Midwest Region. The 1995 team also set the school record for free throw percentage (.770).



SYTIA MESSER

Preseason top 10 for the first time since the SWC glory days and set to play in the Preseason WNIT, Arkansas looked ready to roll into the SEC elite. The only loss in an impressive start of 13-1 came in the final minute of the title game to ninth-ranked Colorado. But at the start of conference play, Bama stunned UA at home in overtime, setting off a five-game losing streak. Just as the team recovered with back-to-back league wins, Arkansas lost both the game and its star point guard at Kentucky as Christy Smith's season ended with a torn ACL. Arkansas rallied again, notably with the overtime win in the rescheduled Snow Game against Auburn, but it was not enough to overcome the slow league start. Instead, Arkansas headed to Amarillo for what proved to be the final NWIT.



TEAM PHOTOGRAPHS



KIMBERLY WILSON

Another year of incredible highs and incomprehensible lows for the Razorbacks. The guard combo of Christy Smith and Kimberly Wilson scored 20-plus each and Sytia Messer turned in her finest defensive effort to limit Chamiqua Holdscraw to her first single-digit game as a collegian as Arkansas upset sixth-ranked Tennessee. It was part of another 13-1 start, but a 3-8 road record and a 5-7 conference finish left Arkansas on the bubble. This was the year ESPN decided to visit the Razorback women's basketball locker room for Selection Sunday, but UA's bubble was burst by the selection committee. With no postseason NIT available, a stunned Arkansas team was left with nothing to do but get ready for next season.



1996-97

Front row, from left: Treva Christensen, Karyn Karlin, Roxanne McCrory, Taqueta Roberson, Sytia Messer, Kimberly Wilson, Carrie Satterfield, Tiffany Wright, Christy Smith, Tennille Adams; back row, from left: Tom Halbmaier, manager, David Weaver, manager; Gary Blair, head coach; Trenia Tillis, assistant coach; Karen Jones, Shaka Massey, Carrie Parker, Tom Collen, assistant head coach; Amber Nicholas, assistant coach; Kris Ring, trainer; Amy Clement, manager; Jason Clemons, manager.



4X AP ALL-AMERICA HONORABLE MENTION CHRISTY SMITH

Arkansas used the same formula of 1995 -- impact freshmen and senior leadership -- to return to the postseason. Now the '95 freshmen were the '98 leaders, and despite preseason knee problems, seniors Christy Smith and Karen Jones would not be denied their ultimate goal. While the miracle run at the NCAA West Regional is well known, often overlooked are the key non-conference games -- the half-court back-breaker by Smith at Louisville and the OT rally at Valpo -- plus the must-win "playoff" for the at-large berth with Auburn at the SEC tournament. This was a heartbreak team that set the mark for most conference overtime games in a season with three.



1997-98


1998 FINAL FOUR | WEST REGION CHAMPIONS

Front row, from left: junior post Tennille Adams, freshman guard Lonniya Bragg, freshman guard Wendi Willits, junior guard Sytia Messer, junior guard Carrie Satterfield, junior guard Kamara Stancle, senior point guard Christy Smith, senior forward Tiffany Wright, junior post Brandi Whitehead. Back row, from left, assistant coach Vic Schaefer, assistant coach Amber Nicholas, trainer Kris Ring, stud. trainer Sheryl Taylor, manager Malina Qaddoumi, manager David Weaver, freshman post Celia Anderson, junior guard Treva Christensen, sophomore post Karyn Karlin, senior post Karen Jones, manager Jason Clemons, manager Amira Qaddoumi, manager Amy Clement, assistant coach Trenia Tillis, head coach Gary Blair.



WNIT MVP LONNIYA BRAGG

Losing several starters from the Final Four team, Arkansas answered the persistent question from the 1998 run by defeating Stanford at San Jose in the season opener. The five-game run to the WNIT title was the highlight of a year of tremendous highs and lows. The season in a player was Karyn Karlin, the leading scorer who pushed Arkansas to a stunning upset over Penn State on CBS but saw her season end early with a torn ACL at Auburn.



1998-99

1999 WOMEN'S NIT CHAMPIONS

Front row, from left: Amy Wright, Krystal Osborne, Wendi Willits, Sytia Messer, Kamara Stancle, Lonniya Bragg, Carrie Satterfield. Back row, from left: manager Malina Qaddoumi, student trainer Christie Clem, assistant coach Vic Schaefer, athletic trainer Kris Ring, assistant coach Trenia Tillis, Brandi Whitehead, Tennille Adams, Karyn Karlin, Celia Anderson, Treva Christensen, Joy Oakley, head coach Gary Blair, assistant coach Amber Nicholas, manager Jason Clemons, manager Amira Qaddoumi.

TEAM PHOTOGRAPHS



1999-2000 2000 WNIT SEMIFINALISTS

Front row, from left: senior Karyn Karlin, freshman Lakishia Harper, junior Wendi Willits, freshman Dana Cherry, sophomore Amy Wright, freshman India Lewis, junior Lonniya Bragg; standing, from left, administrative assistant Mike Neighbors, manager Malina Qaddoumi, manager Jason Clemons, assistant coach Vic Schaefer, assistant coach Trena Tillis, senior Brandi Whitehead, junior Celia Anderson, freshman Katrina Nesby, sophomore Joy Oakley, assistant coach Amber Shirey, head coach Gary Blair, student trainer Tomika Jones, manager Amira Qaddoumi, trainer Sean Collins.



2000-01 2001 WEST REGION || SECOND ROUND

Front row, from left: junior Joy Oakley, junior Carla Rhodes, senior Wendi Willits, sophomore Lakishia Harper, junior Amy Wright, sophomore India Lewis, sophomore Dana Cherry, senior Lonniya Bragg. Back row, from left: assistant coach Amber Shirey, student assistant trainer Angie Gottspomer, associate head coach Vic Schaefer, manager Malina Qaddoumi, trainer Sean Collins, freshman Sarah Lundberg, senior Celia Anderson, freshman Katrina Nesby, freshman Kiesha Beard, freshman Shameka Christon, freshman Shanna Harmon, head coach Gary Blair, adm. assistant Mike Neighbors, manager Amira Qaddoumi, assistant coach Kelly Bond.




2001-02 2002 MIDEAST REGION || SECOND ROUND

Front row, from left: senior Joy Oakley, senior Carla Rhodes, junior Lakishia Harper, senior Amy Wright, junior Kela Peterson, junior India Lewis, junior Dana Cherry. Back row, from left: student trainer Shane Bjornberg, trainer Sean Collins, mgr. Allison Singleton, associate head coach Vic Schaefer, assistant coach Amber Shirey, sophomore Shanna Harmon, sophomore Shameka Christon, sophomore Katrina Nesby, freshman Kiesha Beard, freshman Cara Wright, assistant coach Kelly Bond, head coach Gary Blair, admn. assistant Kelley Waters, mgr. Kim Markham, mgr. M.J. Keeler.

KARYN KARLIN

Two notable records belong to the 1999-2000 season. The team capitalized on the 5-0 finish of the previous season with an 8-0 start to break a pair of school records, consecutive wins and consecutive wins to begin the season. Unfortunately, a pair of losing streaks -- five games in January and seven games in February -- sent Arkansas back to the WNIT. The Razorbacks continued their WNIT winning streak into the semifinals before losing to league rival Florida.




WENDI WILLITS

Arkansas' first full season in the 21st century was the year of the three-pointers. Wendi Willits finished her career by adding the career trey mark -- 316 -- to her long list of three-point records at Arkansas. Willits' outside shooting drove this team to a school-record 202 three-point goals. The emergence of freshman Shameka Christon gave Arkansas great balance as the 2000-01 team became the seventh -- and most recent -- team in school history to finish the year with four double-digit scorers.



AMY WRIGHT

The fact Amy Wright broke Amber Nicholas' career assist record was a foregone conclusion at the start of 2001-02; however, that Wright's ball handling ability would lead to a new season-record 205 assists and a whopping 717 for her career wasn't. Lost in her assist record was the senior guard's ability to protect the basketball as the 2001-02 team broke the school record for fewest turnovers with 433 -- highly significant considering the short length of some of Arkansas' early seasons. This team also claimed the school record for most blocked shots in a season with 136.



TEAM PHOTOGRAPHS



INDIA LEWIS

For only the third time in school history, Arkansas started and finished the season ranked in the AP top 25. The 2003 team also got off to one of the four fastest starts in school history, pushing to 10-1. The season peaked with a stunning upset of No. 2 LSU, 82-72, before one of the largest crowds in school history at Walton Arena. Another five-figure crowd came a week later to see Arkansas come up short against fourth-ranked Tennessee. It was part of a 55,000-fan January for all women's athletics combined in Fayetteville. The year had another peak as the SEC crossed the Mississippi River for the first time for a basketball tournament, and the result was a record-setting attendance at ALLTEL.



SEC PLAYER OF THE YEAR SHAMEKA CHRISTON

Under new head coach Susie Gardner, Shameka Christon's offensive production jumped to 21.8 ppg to lead the SEC in scoring. As a result, the senior became the first Razorback women's basketball player to earn SEC Player of the Year and the first Associated Press Third-Team All-American. Arkansas posted its most wins on the road in almost a decade under its new head coach. The Razorbacks also notched a school record for most three-point attempts. After the close of the season, Christon became the highest drafted Arkansas women's basketball player by the WNBA, selected fifth overall by the New York Liberty.



SEC SCHOLAR-ATHLETE OF THE YEAR SARAH PFEIFER

The 9-1 start for 2004-05 tied the school record for best opening 10 games. Sophomore Sarah Pfeifer was named the SEC Scholar-Athlete of the Year, giving Arkansas back-to-back league-wide player honors. It was an award Pfeifer earned the hard way. Returning to the lineup from shoulder surgery the year before, the redshirt sophomore wasn't supposed to lead the team in scoring. But torn ACLs for two starting post players in the space of three weeks sent the not-quite 6-0 Pfeifer into the land of the giants. A former high school post, she flourished with several 20-point plus

games down the stretch to lead Arkansas into the WNIT. The 2005 team shattered the school record for steals thanks to a new commitment to team defense. Nationally ranked during the early half of the season, the duo of Kristen Peoples and Rochelle Vaughn set the pace. Arkansas led the nation in steals deep into the season, finishing with 388. It also led to a near-record with 728 opponent turnovers, significant as the record season of 751 steals had the benefit of two more games than the 2004-05 team.



2002-03

2003 WEST REGION || SECOND ROUND

Front row, from left: freshman Sarah Pfeifer, senior Dana Cherry, senior Kela Peterson, senior Lakishia Harper, senior India Lewis, freshman Rochelle Vaughn, freshman Redd Coleman, freshman Kristin Moore. Back row, from left: manager Brittny Johnson, manager Allison Singleton, associate head coach Vic Schaefer, assistant coach Amber Shirey, sophomore Cara Wright, junior Shameka Christon, junior Katrina Nesby, freshman Ruby Vaden, junior Shanna Harmon, graduate assistant trainer John Parrigon, assistant coach Kelly Bond, administrative assistant Kelley Waters, head coach Gary Blair. Not pictured, trainer Sean Collins, sophomore Kiesha Beard.



2003-04

Front row, from left: sophomore forward Sarah Pfeifer, junior guard April Seggebruch, sophomore guard Rochelle Vaughn, freshman guard Kristin Peoples, junior guard Adrienne Bush, junior guard Sheree Thompson, freshman forward Danielle Allen; back row, standing from left: manager Allison Singleton, graduate assistant Alli Clark, director of basketball operations Kelley Waters, assistant coach Charity Elliott, assistant coach Rena Faust-Holden, senior post Shanna Harmon, senior forward Shameka Christon, senior post Katrina Nesby, sophomore post Ruby Vaden, sophomore guard-forward Kristin Moore, head coach Susie Gardner, basketball athletic trainer Sean Collins, student athletic trainer Maggie Harrington, assistant coach Amber Shirey and manager Brittny Johnson.



2004-05

2005 WNIT SECOND ROUND

Front row seated, from left: junior Sheree Thompson, sophomore Kristin Peoples, junior Rochelle Vaughn, senior Adrienne Bush, sophomore Sarah Pfeifer, junior Melissa Hobbs, senior April Seggebruch, freshman Brittny Vaughn, senior Allison Singleton; back row standing, from left: graduate assistant athletic trainer Lucy Mansfield, graduate assistant Alli Clark, basketball trainer Phill Vardimann, assistant coach Amber Shirey, assistant coach Rena Faust-Holden, sophomore Danielle Allen, junior Kristina Andjelkovic, junior Ruby Vaden, junior Kristin Moore, freshman Christina Lawrence, assistant coach Johnnie Harris, head coach Susie Gardner, strength coach J.C. Moreau, manager Marie Earwood, manager Brittny Johnson, director of basketball operations Kelley Waters.

TEAM PHOTOGRAPHS



2005-06

Front row seated, from left: senior Adrienne Bush, sophomore Brittney Vaughn, freshman Ayana Brereton, junior Leslie Howard, junior Danielle Allen, senior Rochelle Vaughn, junior Kristin Peoples, senior Sheree Thompson, junior Dominique Washington. Back row standing, from left: manager Trudi Spencer, basketball trainer Sara Melby, manager Nathan Bodenstein, assistant coach Amber Shirey, assistant coach Johnnie Harris, freshman Whitney Jones, junior Sarah Pfeifer, senior Kristina Andjelkovic, senior Kristin Moore, senior Melissa Hobbs, head coach Susie Gardner, strength coach J.C. Moreau, assistant coach Khadija Head, student trainer Malinda McNew, graduate assistant coach Allison Singleton.



2006-07

Front row seated, from left: Kendra Roberts, Charity Ford, Leslie Howard, Danielle Allen, Dominique Washington, Sarah Pfeifer, Tanisha Smith, Ayana Brereton, Donica Cosby, Brittney Vaughn. Back row standing, from left: manager Erin Cox, manager Haley Bestgen, manager Trudi Spencer, graduate assistant Allison Singleton, assistant coach Amber Shirey, assistant coach Johnnie Harris, strength coach J.C. Moreau, LaKendra Spates, Lauren Ervin, Whitney Jones, head coach Susie Gardner, assistant coach Mike Neighbors, director of basketball operations Khadija J. Head, athletic trainer Jeremy Braziel, assistant athletic trainer Katie Weindinger, and manager Nathan Bodenstein.



2007-08

Front row seated, from left: Shanita Arnold, Charity Ford, Hailey Nutt, Whitney Jones, Sarah Pfeifer, Ayana Brereton, Brittney Richardson, Kendra Howard, Brittney Vaughn. Back row standing, from left: manager Trudi Spencer, manager Haley Bestgen, head coach Tom Collen, video coordinator Jake Nelp, assistant coach Greg Collins, associate head coach Timothy Eatman, Whitney Zachariason, Lauren Ervin, Ashlea Williams, assistant coach Zenarae Antoine, strength coach J.C. Moreau, graduate assistant Angie Nelp, basketball athletic trainer Jeremy Braziel, executive director of basketball operations Amber Shirey, manager Erin Cox, assistant athletic trainer Joanna Schaffhausen.

COACH SUSIE GARDNER 4 YEARS, 64-54 (2003-2007)

Becoming the sixth head coach in April 2003, Susie Gardner posted three winning seasons in her four at Arkansas. Her teams had some historic high points, including the best starts in SEC (2006) and overall (2006-07), but also had some of the most dramatic lows, longest losing streak and worst SEC regular season mark. Gardner's first teams produced a pair of SEC athletes of the year with Shameka Christon took overall player of the year in 2004 and Sarah Pfeifer received the scholar-athlete of the year award in 2005. Her final team saw Pfeifer repeat the scholar award and the first double-double player in a generation, Lauren Ervin.



ALL-SEC SECOND TEAM LAUREN ERVIN

Junior transfer Lauren Ervin became the first double-double player at Arkansas since the great Shelly Wallace in the late 1980s. Ranked nationally for rebounds most the year, she has 11 double-double games -- second only to Wallace for a season or career -- to finish the year with 12 ppg and 10 rpg. Ervin shattered the school marks for blocks in SEC play. A school-record start to the season at 15-1 and a midseason AP ranking did not last as the Razorbacks closed with a school-record 10-game losing streak leading to the resignation of Susie Gardner as head coach in early March.



WBCA ROBIN ROBERTS AWARD WINNER BRITTNEY VAUGHN

Tom Collen's first season at Arkansas was a record-breaker as the Razorbacks opened 15-0. The 2007-08 team established both the longest in-season and all-time winning streak with its perfect run through the entire non-conference slate. Returning to the AP Top 25 after defeating Marquette then thrashing old SWC rival Texas Tech, Arkansas seemed poised to become a factor in SEC play. Unfortunately, the team's double-double leader Lauren Ervin tore her ACL in the conference opener and the team was never the same. In spite of the nine-game losing streak to end the year, there were several individual achievements. Ervin was a third-round draft pick of the Connecticut Sun, and senior point guard Brittney Vaughn became the first Razorback to win a national award from the WBCA as she was named the Robin Roberts Award recipient at the 2009 Women's Final Four.



TEAM PHOTOGRAPHS



COACH TOM COLLEN (2007-PRESENT)

The naming of Arkansas' seventh women's basketball head coach was a homecoming for one of America's most successful coaches, Tom Collen. The recruiting coordinator and eventually assistant head coach during Arkansas' surge to the Final Four in the 1990s, Collen left his mark at Arkansas through his previous players like four-time All-American Christy Smith and future top three-point shooter in America Wendi Willits. He made an immediate impact again as his first recruiting class as the head coach for Razorbacks was ranked top 25 in the country. Arriving at Arkansas as one of the top 10 winningest women's basketball coaches in the game, Collen in his first nine seasons as a head coach already has 200 career victories with 10 postseason appearances: five trips at Colorado State, four at Louisiana State and one at Arkansas.

reer victories with 10 postseason appearances: five trips at Colorado State, four at Louisiana State and one at Arkansas.



CHARITY FORD

The 2009-10 season came to a close with hard-fought games and career performances by the Razorback women's basketball team. Seniors Charity Ford and Ashley McCray hung up their jerseys after solid careers for Arkansas. Ford played four seasons for the Razorbacks ending her career with 917 points, 287 rebounds and 130 assists. Ford ranks 25th all-time for points scored and scored in double-digits in all but one game (the opener) in 2009-10. McCray's two-year career saw her score 254 points with 181 rebounds and 16 blocks.



C'EIRA RICKETTS

The 2010-11 season saw Arkansas return to the postseason reaching the WNIT Quarterfinals. Arkansas' season saw the team open 12-0, jump into the national polls for nine weeks, sweep LSU, win at Ole Miss and upset No. 10 Oklahoma and No. 12 Kentucky - all firsts for the program. In addition, two players, C'eira Ricketts and Lyndsay Harris, surpassed the 1,000 point plateau.



2008-09 2009 WNIT SECOND ROUND

Front row seated, from left: Ayana Brereton, Jamesha Townsend, Julie Inman, Lyndsay Harris, Shanita Arnold, Ceira Ricketts, Charity Ford, Brittney Richardson. Back row standing, from left: manager Emily Pearson, manager Caroline Powell, executive director of basketball operations Amber Shirey, basketball athletic trainer Jeremy Braziel, assistant coach Greg Collins, associate head coach Timothy Eatman, Whitney Jones, Ashley McCray, head coach Tom Collen, Ashlea Williams, Ashley Daniels, assistant coach Zenarae Antoine, graduate assistant David Walker, director of strength and conditioning for Olympic sports Todd Barbour, manager Grace Parker, manager Erin Cox, manager Haley Bestgen.



2009-10

Front row seated, from left: Ashlea Williams, Brittney Richardson, Julie Inman, Lyndsay Harris, Charity Ford, head coach Tom Collen, C'eira Ricketts, Dominique Robinson, Jamesha Townsend, Kristen Gillespie, Quistelle Williams. Back row standing, from left: manager Emily Pearson, executive director of basketball operations Amber Shirey, manager Jeff Brazil, assistant coach Greg Collins, graduate assistant David Walker, assistant coach Zenarae Antoine, Sarah Watkins, Ashley McCray, Skye Rees, Ashley Daniels, associate head coach Timothy Eatman, strength coach Todd Barbour, athletic trainer Jeremy Braziel, manager Erin Cox, manager Haley Bestgen, manager Grace Parker.



2010-11

2010-11 Arkansas Razorbacks: Front row (l-r): Chrisstasia Walter, Caroline Powell, Amanda Westbrook, Julie Inman, Lyndsay Harris, Kelsey Hatcher, Dominique Robinson, Brittney Richardson, Keira Peak, Yashira Delgado. Second row (l-r): Amanda Coughlin, Michael Jennings, Erin Gatling, Quistelle Williams, C'eira Ricketts, Skye Rees, Ashley Daniels, Keira Peak, Sarah Watkins, Morgan Myrick, Grace Parker, Morgan Abernathy. Back row (l-r): Jeremy Braziel, Ashlea Williams, Todd Barbour, assistant coach Zenarae Antoine, head coach Tom Collen, associate head coach Timothy Eatman, assistant coach Greg Collins, director of operations Amber Shirey, video coordinator Jeff Brazil, assistant video coordinator Wyatt Hodges.

ALL-TIME SEC STANDINGS

2010-11

	SEC ONLY			OVERALL		
	W	L	PCT	W	L	PCT
Tennessee	16	0	1.000	34	3	.918
Kentucky	11	5	.688	25	9	.735
Vanderbilt	10	6	.625	20	12	.625
Georgia	10	6	.625	23	11	.676
S. Carolina	8	8	.500	18	15	.545
Auburn	8	8	.500	16	16	.500
LSU	8	8	.500	19	13	.594
Florida	7	9	.438	20	15	.571
Arkansas	6	10	.375	22	11	.667
Alabama	5	11	.313	18	15	.545
Miss. State	4	12	.250	13	17	.433
Ole Miss	3	13	.188	10	19	.345

2007-08

	SEC ONLY			OVERALL		
	W	L	PCT	W	L	PCT
LSU	14	0	1.000	25	4	.862
Tennessee	13	1	.929	27	2	.931
Vanderbilt	11	3	.786	22	7	.759
Kentucky	8	6	.571	14	13	.519
Georgia	8	6	.571	21	8	.750
Auburn	7	7	.500	19	10	.655
Florida	6	8	.385	17	12	.586
Ole Miss	6	8	.462	12	13	.462
Miss. State	4	10	.287	16	13	.552
S. Carolina	4	10	.287	15	14	.500
Arkansas	2	12	.143	17	12	.586
Alabama	1	13	.071	8	21	.276

2004-05

	SEC ONLY			OVERALL		
	W	L	PCT	W	L	PCT
LSU	14	0	1.000	33	3	.917
Tennessee	13	1	.929	30	5	.857
Vanderbilt	10	4	.714	24	8	.750
Georgia	9	5	.643	24	10	.706
Ole Miss	8	6	.571	19	11	.633
Miss. State	6	8	.429	17	12	.586
Auburn	6	8	.429	16	13	.552
Florida	5	9	.357	14	15	.483
Alabama	4	10	.286	14	15	.483
Kentucky	4	10	.286	18	16	.529
Arkansas	3	11	.214	17	14	.548
S. Carolina	2	12	.143	8	21	.279

2001-02

	SEC ONLY			OVERALL		
	W	L	PCT	W	L	PCT
Tennessee	13	1	.929	29	5	.853
S. Carolina	10	4	.714	25	7	.781
Vanderbilt	10	4	.714	30	7	.812
LSU	8	6	.571	18	12	.600
Miss. State	8	6	.571	19	12	.613
Florida	8	6	.571	18	11	.621
Arkansas	7	7	.500	20	12	.625
Alabama	7	7	.500	19	12	.613
Georgia	6	8	.429	19	11	.633
Ole Miss	3	11	.214	11	17	.393
Auburn	3	11	.214	16	13	.552
Kentucky	1	13	.071	9	20	.310

2009-10

	SEC ONLY			OVERALL		
	W	L	PCT	W	L	PCT
Tennessee	15	1	.938	32	3	.914
Kentucky	11	5	.688	28	8	.777
Miss. State	9	7	.562	21	13	.618
LSU	9	7	.562	21	10	.677
Vanderbilt	9	7	.562	23	11	.676
Georgia	9	7	.562	25	9	.735
Florida	7	9	.438	15	17	.469
S. Carolina	7	9	.438	14	15	.483
Ole Miss	7	9	.438	17	15	.531
Auburn	5	11	.312	15	16	.484
Alabama	4	12	.250	12	18	.400
Arkansas	4	12	.250	12	18	.400

2006-07

	SEC ONLY			OVERALL		
	W	L	PCT	W	L	PCT
Tennessee	14	0	1.000	34	3	.919
Georgia	11	3	.786	27	7	.794
Vanderbilt	10	4	.714	28	6	.765
LSU	10	4	.714	30	8	.789
Ole Miss	9	5	.643	24	11	.686
Miss. State	7	7	.500	18	14	.563
Kentucky	6	8	.429	20	14	.588
S. Carolina	6	8	.429	18	15	.545
Auburn	6	8	.429	21	13	.617
Arkansas	3	11	.214	18	13	.581
Florida	2	12	.143	9	22	.290
Alabama	0	14	.000	10	20	.333

2003-04

	SEC ONLY			OVERALL		
	W	L	PCT	W	L	PCT
Tennessee	14	0	1.000	31	4	.886
LSU	10	4	.714	27	8	.771
Auburn	9	5	.643	22	9	.710
Florida	8	6	.571	19	11	.633
Georgia	8	6	.571	25	10	.714
Vanderbilt	8	6	.571	26	8	.765
Ole Miss	7	7	.500	17	14	.548
Miss. State	7	7	.500	14	15	.483
Arkansas	5	9	.357	16	12	.571
Alabama	4	10	.286	12	16	.429
Kentucky	3	11	.214	11	17	.393
S. Carolina	1	13	.071	10	18	.357

2000-01

	SEC ONLY			OVERALL		
	W	L	PCT	W	L	PCT
Tennessee	14	0	1.000	31	3	.912
Georgia	11	3	.786	27	6	.818
Florida	11	3	.786	24	6	.800
Vanderbilt	8	6	.571	24	10	.706
LSU	8	6	.571	20	11	.645
Arkansas	6	8	.429	20	13	.606
S. Carolina	6	8	.429	11	17	.393
Alabama	5	9	.357	19	12	.613
Auburn	5	9	.357	17	12	.586
Ole Miss	4	10	.286	17	13	.567
Miss. State	4	10	.286	17	14	.548
Kentucky	2	12	.143	6	21	.222

2008-09

	SEC ONLY			OVERALL		
	W	L	PCT	W	L	PCT
Auburn	12	2	.857	30	4	.882
Vanderbilt	10	4	.714	26	9	.789
LSU	10	4	.714	19	11	.633
Florida	9	5	.643	24	8	.750
Tennessee	9	5	.643	22	11	.667
Miss. State	8	6	.571	23	10	.697
Georgia	7	7	.500	18	14	.563
Arkansas	6	8	.429	18	14	.563
Ole Miss	5	9	.357	18	15	.545
Kentucky	5	9	.357	16	16	.500
S. Carolina	2	12	.168	10	18	.357
Alabama	1	13	.071	13	17	.433

2005-06

	SEC ONLY			OVERALL		
	W	L	PCT	W	L	PCT
LSU	13	1	.929	31	4	.886
Tennessee	11	3	.786	31	5	.861
Georgia	10	4	.714	23	9	.719
Kentucky	9	5	.643	22	9	.710
Florida	8	6	.571	21	9	.700
Vanderbilt	8	6	.571	21	11	.686
S. Carolina	7	7	.500	17	12	.586
Ole Miss	5	9	.357	17	14	.548
Arkansas	5	9	.357	13	15	.464
Auburn	4	10	.286	14	15	.483
Alabama	3	11	.214	9	19	.321
Miss. State	1	13	.071	6	22	.214

2002-03

	SEC ONLY			OVERALL		
	W	L	PCT	W	L	PCT
Tennessee	14	0	1.000	33	5	.868
LSU	11	3	.786	30	4	.882
Georgia	10	4	.714	21	10	.677
Miss. State	10	4	.714	24	8	.750
S. Carolina	9	5	.643	23	8	.742
Vanderbilt	9	5	.643	22	10	.688
Arkansas	7	7	.500	22	11	.667
Auburn	5	9	.357	23	11	.676
Kentucky	4	10	.286	11	16	.407
Alabama	3	11	.214	13	15	.464
Florida	1	13	.071	9	19	.321
Ole Miss	1	13	.071	12	16	.429

1999-2000

	SEC ONLY			OVERALL		
	W	L	PCT	W	L	PCT
Georgia	13	1	.929	32	4	.889
Tennessee	11	1	.929	33	4	.892
LSU	13	3	.786	25	7	.781
Auburn	9	5	.643	22	8	.733
Miss. State	8	6	.571	24	8	.750
Vanderbilt	6	8	.429	21	13	.618
Florida	6	8	.429	21	13	.618
Alabama	5	9	.357	15	14	.517
Kentucky	5	9	.357	15	14	.517
Arkansas	4	10	.286	17	15	.531
S. Carolina	3	11	.214	13	15	.464
Ole Miss	1	13	.071	12	16	.429



Amber Nicholas Shirey was honored as an SEC Legend

BACK IN THE DAY -- SEC SCHEDULING

Starting with the 2010 SEC championship season, women's basketball began a 16-game schedule.

When Arkansas joined the SEC in 1991, the league played a single round-robin schedule. To promote women's basketball, the conference required each team to play home-and-home with a fixed "rival" partner in 1996 with the 12th game that did not count. For Arkansas, this became LSU. Several SEC teams (UT-Vandy, Ole Miss-MSU, Auburn-Bama) had home-and-home series in previous years and simply designated one game as the league counter. The next season, 1997, both games counted for a 12-game season.

A NCAA mandated minimum 14 regular-season games against conference opponents brought about a 14-game format in 1998. The formula started with round-robin against the entire league, then added home-and-home with the rival partner and a rotating home-and-home with one team from the Eastern Division and one team from the Western Division. The schedule operated on a two-year cycle.

ALL-TIME SEC STANDINGS



Shameka Christon was honored at the 2009-10 SEC Tournament as an SEC Legend.

1998-99

	SEC ONLY			OVERALL		
	W	L	PCT	W	L	PCT
Tennessee	13	1	.929	31	3	.912
LSU	10	4	.714	22	8	.733
Georgia	9	5	.643	27	7	.794
Auburn	8	6	.571	20	9	.690
Alabama	7	7	.500	20	11	.645
Miss. State	7	7	.500	17	11	.607
Kentucky	7	7	.500	21	11	.656
Florida	6	8	.429	19	14	.576
Vanderbilt	6	8	.429	13	14	.481
Ole Miss	6	8	.429	15	13	.536
Arkansas	5	9	.357	20	14	.588
S. Carolina	0	14	.000	11	16	.407

1997-98

	SEC ONLY			OVERALL		
	W	L	PCT	W	L	PCT
Tennessee	14	0	1.000	39	0	1.000
Florida	10	4	.714	23	9	.719
Alabama	10	4	.714	24	10	.706
Vanderbilt	9	5	.643	20	9	.690
Georgia	8	6	.571	17	11	.607
Arkansas	7	7	.500	22	11	.667
LSU	7	7	.500	19	13	.594
Kentucky	5	9	.357	13	15	.464
Miss. State	4	10	.286	14	15	.483
Auburn	4	10	.286	16	11	.593
S. Carolina	3	11	.214	13	15	.464
Ole Miss	3	11	.214	12	19	.387

1996-97

	SEC ONLY			OVERALL		
	W	L	PCT	W	L	PCT
Georgia	11	1	.917	25	6	.806
Alabama	10	2	.833	25	7	.781
Florida	9	3	.750	24	9	.727
LSU	9	3	.750	25	5	.833
Tennessee	8	4	.750	29	10	.744
Vanderbilt	6	6	.500	20	11	.645
Arkansas	5	7	.417	18	10	.643
Ole Miss	5	7	.417	16	11	.593
Auburn	5	7	.417	22	10	.688
Kentucky	2	10	.167	8	19	.296
Miss. State	1	11	.083	11	16	.407
S. Carolina	1	11	.083	12	15	.44

1995-96

	SEC ONLY			OVERALL		
	W	L	PCT	W	L	PCT
Georgia	10	1	.909	28	5	.848
Tennessee	9	2	.818	32	4	.889
Vanderbilt	7	4	.636	23	8	.742
Alabama	7	4	.636	24	8	.750
Auburn	6	5	.545	23	9	.719
Florida	6	5	.545	21	9	.700
Ole Miss	6	5	.545	18	11	.621
LSU	4	7	.364	21	11	.656
Miss. State	4	7	.364	13	14	.481
Arkansas	3	8	.273	21	13	.645
S. Carolina	2	9	.182	16	12	.571
Kentucky	2	9	.182	8	19	.296

1994-95

	SEC ONLY			OVERALL		
	W	L	PCT	W	L	PCT
Tennessee	11	0	1.000	34	3	.919
Georgia	8	3	.727	28	5	.848
Vanderbilt	8	3	.727	25	8	.800
Arkansas	7	4	.636	23	7	.767
Florida	7	4	.636	24	9	.727
Alabama	7	4	.636	22	9	.710
Ole Miss	6	5	.545	21	8	.724
Auburn	5	6	.455	17	10	.630
Kentucky	4	7	.364	14	14	.500
S. Carolina	1	10	.091	12	16	.429
Miss. State	1	10	.091	9	18	.333
LSU	1	10	.091	7	20	.259

ARKANSAS IN THE AP POLL

Highest Ranking: #7 (12/4/95 & 12/11/95)
 Highest Preseason Ranking: #10 (90-91 & 95-96)
 Longest Poll Run: 28 weeks (2/19/90 to 12/29/91)
 Cons. Weeks in Top 10: 5 (2/11/91 to 3/11/91)
 [It's notable that Arkansas was in five of six weeks from 12/16/02 to 1/20/03, and the one week out -- 1/6/03 -- was ranked #11]

While Ranked:

Versus All Teams: 127-50 (.718)
 Versus Ranked Teams: 15-32 (.319)
 Versus Unranked Teams: 112-19 (.855)

Against the AP Poll

Versus #1	0-15	Versus #6	3-9
Versus #2	1-15	Versus #7	2-6
Versus #3	0-8	Versus #8	4-4
Versus #4	0-5	Versus #9	0-3
Versus #5	0-10	Versus #10	2-3
		Versus #11-#25	36-62

Highest ranked wins:

Home: #2 LSU (1/19/03)
 Road: @#6 Texas (2/23/89)
 Neutral: #6 SFA (3/22/90) (@Stanford)

1993-94

	SEC ONLY			OVERALL		
	W	L	PCT	W	L	PCT
Tennessee	11	0	1.000	31	2	.939
Vanderbilt	9	2	.818	25	8	.758
Florida	8	3	.727	22	7	.759
Alabama	7	4	.636	26	7	.788
Ole Miss	7	4	.636	24	9	.727
Auburn	6	5	.545	20	10	.667
Georgia	5	6	.455	17	11	.607
Kentucky	5	6	.455	17	11	.607
Arkansas	3	8	.273	15	14	.517
S. Carolina	2	9	.182	14	13	.519
LSU	2	9	.182	11	16	.519
Miss. State	1	10	.090	8	18	.307

1992-93

	SEC ONLY			OVERALL		
	W	L	PCT	W	L	PCT
Tennessee	11	0	1.000	29	3	.906
Auburn	9	2	.818	25	4	.862
Vanderbilt	9	2	.818	30	3	.909
Florida	6	5	.545	19	10	.655
Alabama	6	5	.545	22	9	.710
Kentucky	5	6	.455	18	10	.643
S. Carolina	5	6	.455	17	10	.630
Arkansas	4	7	.364	13	14	.481
Georgia	4	7	.364	21	13	.618
Ole Miss	4	7	.364	19	10	.621
Miss. State	3	8	.273	14	13	.519
LSU	0	11	.000	9	18	.333

1991-92

	SEC ONLY			OVERALL		
	W	L	PCT	W	L	PCT
Ole Miss	11	0	1.000	29	3	.906
Tennessee	10	1	.909	28	3	.903
Alabama	7	4	.636	23	7	.767
Vanderbilt	6	5	.545	22	9	.710
Georgia	6	5	.545	19	11	.633
Kentucky	5	6	.455	16	14	.533
Auburn	4	7	.364	17	12	.586
Miss. State	4	7	.364	15	13	.536
Florida	4	7	.364	15	13	.536
LSU	4	7	.364	16	13	.552
Arkansas	3	8	.273	11	14	.440
S. Carolina	2	9	.222	13	15	.464

ALL-TIME SWC STANDINGS

1990-91

	SWC ONLY			OVERALL		
	W	L	PCT	W	L	PCT
Arkansas	15	1	.938	28	4	.875
Texas	14	2	.875	21	9	.700
T. Tech	12	4	.750	23	8	.742
Houston	10	6	.625	20	12	.625
A&M	8	8	.500	14	14	.500
SMU	4	12	.250	9	19	.321
Rice	4	12	.250	10	18	.357
Baylor	3	13	.188	9	17	.346
TCU	2	14	.125	5	22	.185

1988-89

	SWC ONLY			OVERALL		
	W	L	PCT	W	L	PCT
Texas	16	0	1.000	28	5	.875
Arkansas	13	3	.813	22	8	.733
Houston	9	7	.563	16	12	.571
T. Tech	9	7	.563	16	13	.552
A&M	8	8	.500	17	12	.586
SMU	7	9	.438	11	14	.444
Rice	5	11	.313	14	14	.500
TCU	4	12	.250	9	16	.360
Baylor	1	15	.063	3	23	.115

1986-87

	SWC ONLY			OVERALL		
	W	L	PCT	W	L	PCT
Texas	16	0	1.000	31	2	.939
Arkansas	12	4	.750	20	12	.625
Houston	10	6	.625	19	10	.655
T. Tech	10	6	.625	18	11	.621
Rice	7	9	.438	15	13	.536
Baylor	5	11	.313	8	20	.286
A&M	5	11	.313	9	17	.346
SMU	4	12	.250	8	19	.297
TCU	3	13	.188	8	19	.297

1983-84

	SWC ONLY			OVERALL		
	W	L	PCT	W	L	PCT
Texas	16	0	1.000	32	3	.914
T. Tech	13	3	.813	23	7	.767
Arkansas	11	5	.688	20	9	.690
Houston	9	7	.563	16	12	.571
Baylor	9	7	.563	15	12	.556
A&M	6	10	.375	13	15	.464
SMU	4	12	.250	11	15	.423
Rice	3	13	.188	9	17	.346
TCU	1	15	.063	6	22	.214

1989-90

	SWC ONLY			OVERALL		
	W	L	PCT	W	L	PCT
Arkansas	15	1	.938	25	5	.833
Texas	15	1	.938	27	5	.844
T. Tech	11	5	.688	20	11	.645
Houston	9	7	.563	17	12	.586
A&M	8	8	.500	16	12	.571
TCU	8	8	.500	11	16	.407
Rice	3	13	.188	6	21	.222
SMU	2	14	.125	4	22	.154
Baylor	1	15	.063	4	23	.148

1987-88

	SWC ONLY			OVERALL		
	W	L	PCT	W	L	PCT
Texas	16	0	1.000	32	3	.914
Houston	12	4	.750	22	7	.759
T. Tech	9	7	.563	17	13	.567
Arkansas	8	8	.500	13	15	.481
A&M	8	8	.500	15	13	.536
SMU	6	10	.375	12	16	.429
Rice	5	11	.313	11	14	.440
TCU	5	11	.313	12	15	.444
Baylor	3	13	.188	10	20	.333

1985-86

	SWC ONLY			OVERALL		
	W	L	PCT	W	L	PCT
Texas	16	0	1.000	34	0	1.000
Arkansas	13	3	.813	22	8	.733
T. Tech	13	3	.813	21	9	.700
Houston	9	7	.563	19	10	.655
A&M	9	7	.563	16	13	.552
SMU	5	11	.267	11	20	.355
Baylor	4	12	.250	6	21	.222
Rice	2	14	.125	7	19	.269
TCU	1	15	.063	5	22	.185

1982-83

	SWC ONLY			OVERALL		
	W	L	PCT	W	L	PCT
Texas	8	0	1.000	30	3	.909
Arkansas	6	2	.750	21	8	.724
T. Tech	6	2	.750	22	9	.710
Houston	5	3	.625	17	11	.607
Baylor	4	4	.500	16	14	.533
SMU	4	4	.500	14	14	.500
A&M	2	6	.250	11	16	.407
Rice	1	7	.125	8	18	.308
TCU	0	8	.000	5	23	.179

BACK IN THE DAY - SWC SCHEDULING

The Southwest Conference started championships for women during the 1981-82 academic year. As was the custom of many conferences, there was no regular season play in 1982, and only a conference championship tournament. Not all of the SWC members participated in the event hosted by Texas A&M, and it took place midseason rather than at the end of the year.

In 1982-83, the league played single round robin and hosted its first true post-season tournament at Austin. The following year the regular season format of double-round robin was established. The 16-game schedule remained unchanged for the rest of SWC history, and featured a looping schedule that reversed the order of play during the year. The primary game days followed the men's schedule -- Thursdays and Saturdays -- and several institutions played double-headers.

The top teams in the league both in attendance and performance, Arkansas and Texas, did not play double-headers.

ARKANSAS' SWC CLASSIC RESULTS

- 1991 Champion (d. Baylor, 90-74; d. Houston, 83-77; d. Texas Tech, 60-51)
- 1990 First Round (l. Texas Tech, 69-60)
- 1989 Finalist (d. Texas Tech, 79-72; l. #6 UT, 101-99)
- 1988 First Round (l. TAMU, 59-58)
- 1987 Finalist (d. Houston, 96-82; l. #1 UT, 72-70)
- 1986 Semifinalist (d. SMU, 82-75; l. Texas Tech, 58-48)
- 1985 Semifinalist (d. Baylor, 78-69; l. #1 UT, 104-62)
- 1984 Semifinalist (d. TAMU, 75-66; l. Texas Tech, 56-43)
- 1983 Semifinalist (d. Baylor, 65-62; l. #3 UT, 80-54)
- 1982 Finalist (d. Texas Tech, 70-55; d. Baylor, 71-66; l. #10 UT 68-53)
- 1981 Consolation Title (in-season tournament)

SWC CLASSIC SEEDING

- 1991 1st
- 1990 2nd
- 1989 2nd
- 1988 4th
- 1987 2nd
- 1986 3rd
- 1985 4th
- 1984 4th
- 1983 2nd
- 1982 n/a

1984-85

	SWC ONLY			OVERALL		
	W	L	PCT	W	L	PCT
Texas	16	0	1.000	28	3	.903
T. Tech	12	4	.750	24	8	.750
Arkansas	11	5	.688	20	8	.667
Houston	11	5	.688	22	8	.733
A&M	7	9	.438	14	14	.500
Baylor	7	9	.438	12	14	.462
SMU	4	12	.250	9	19	.321
TCU	2	14	.125	6	22	.222
Rice	2	14	.125	5	21	.192

ONE OF A KIND

These are the only Southwest Conference women's basketball trophies located outside the state of Texas. Arkansas was the first team to defeat the University of Texas in SWC play, capturing a share of the 1990 regular season title. Arkansas took the

1991 title outright, then defeated Texas Tech for the 1991 SWC Classic title to become the first non-Texas team to win the league's postseason tournament. Arkansas departed the SWC the next season, and the fact that the Razorbacks were the team to end the Longhorn dynasty is sometimes overlooked in women's basketball history.



VERSUS OPPONENTS

OPPONENT	W	L	PCT	PF	PA	FIRST GAME	SCORE	LAST GM	SCORE
Akron	1	0	1.000	70	62	87-88	70-62		
Alabama	16	13	.552	2037	2083	79-80	68-54	10-11	79-92
Alabama State	2	0	1.000	158	80	91-92	84-31	04-05	74-49
Alabama-Birmingham	0	1	.000	48	82	80-81	48-82		
Alaska-Anchorage	1	0	1.000	85	52	81-82	85-52		
Alcorn State	3	0	1.000	249	187	95-96	72-53	09-10	87-78
Arizona	0	1	1.000	77	80	95-96	77-80		
Arizona State	1	0	1.000	85	63	89-90	85-63		
Arkansas College	1	0	1.000	57	39	81-82	57-39		
Arkansas-Little Rock	1	0	1.000	74	54	77-78	74-54		
Arkansas State	5	3	.675	511	476	77-78	59-67	04-05	84-98
Arkansas St.-Beebe	1	0	1.000	62	58	77-78	62-58		
Arkansas Tech	2	6	.250	444	462	76-77	53-49	80-81	64-70
Auburn	10	18	.357	1735	1848	84-85	65-70	10-11	59-64
Austin Peay	2	0	1.000	119	94	06-07	58-46	07-08	61-48
Bartlesville Wesleyan	2	0	1.000	176	48	76-77	68-19	76-77	108-29
Baylor	21	6	.778	2103	1733	77-78	62-71	00-01	68-59
Boise State	2	0	1.000	165	119	93-94	92-75	96-97	73-44
Boston College	3	0	1.000	260	202	90-91	105-74	01-02	76-60
Brigham Young	2	0	1.000	178	130	00-01	93-73	01-02	85-57
Brown	1	0	1.000	76	58	94-95	76-58		
Butler	2	0	1.000	149	132	92-93	80-66	93-94	69-66
California	2	1	.667	258	212	81-82	62-66	86-87	112-80
California-Los Angeles	1	0	1.000	90	80	89-90	90-80		
Cal Poly-Pomona	1	0	1.000	58	48	83-84	58-48		
Cal St-Long Beach	0	1	.000	58	76	86-87	58-76		
Carl Albert	1	0	1.000	50	41	76-77	50-41		
Centenary	3	0	1.000	281	154	81-82	78-55	04-05	86-52
Central Arkansas	1	0	1.000	65	59	77-78	65-59		
Central Florida	1	0	1.000	101	74	85-86	101-74		
Cincinnati	3	0	1.000	231	183	02-03	71-57	06-07	94-82
Clemson	3	0	1.000	232	200	01-02	78-68	07-08	79-63
Colorado	1	2	.333	194	218	91-92	56-51	95-96	71-73
Coppin State	2	0	1.000	121	83	05-06	49-33	09-10	72-51
Connecticut	0	1	.000	64	100	98-99	64-100		
Cottey College	2	0	1.000	170	73	76-77	73-44	77-78	97-29
Creighton	1	0	1.000	84	56	84-85	84-56		
Crowder College	1	0	1.000	63	51	79-80	63-51		
Dartmouth	1	0	1.000	66	57	08-09	66-57		
Davidson	1	0	1.000	68	55	10-11	68-55		
Dayton	4	0	1.000	299	244	93-94	76-59	01-02	73-55
Delaware	1	0	1.000	62	49	07-08	62-49		
Delta State	1	2	.333	201	236	80-81	53-84	82-83	84-77
Denver	1	0	1.000	84	58	06-07	84-58		
DePaul	1	2	.333	185	210	92-93	47-71	09-10	45-46
Detroit	1	0	1.000	112	58	89-90	112-68		
Drake	2	1	.667	221	219	80-81	60-87	98-99	80-56
Duke	1	2	.333	203	221	97-98	77-72	02-03	72-74 (OT)
East Tennessee State	1	0	1.000	95	78	09-10	95-78		
Eastern Oklahoma	0	2	.000	129	151	77-78	90-98	79-80	39-53
Evangel College	1	0	1.000	88	41	81-82	88-41		
Florida	7	20	.259	1817	1845	91-92	46-58	10-11	59-68
Florida A&M	2	0	1.000	151	135	95-96	80-73	10-11	71-62
Florida International	0	1	.000	54	58	05-06	54-58		
Furman	1	0	1.000	88	47	10-11	88-47		
George Washington	0	2	.000	126	157	98-99	56-74	99-00	71-83
Georgia	4	25	.138	1833	2133	80-81	49-61	10-11	54-57 (OT)
Georgia Southern	2	0	1.000	181	122	97-98	104-71	07-08	77-51
Georgia State	1	0	1.000	70	62	82-83	70-62		
Georgia Tech	2	0	1.000	149	124	99-00	78-67	04-05	71-59

OPPONENT	W	L	PCT	PF	PA	FIRST GAME	SCORE	LAST GM	SCORE
Grambling	5	0	1.000	414	304	81-82	83-60	05-06	88-69
Hampton	1	0	1.000	78	41	02-03	78-41		
Harvard	2	0	1.000	169	112	97-98	82-64	00-01	87-48
Hawai'i	3	2	.600	346	372	87-88	66-85	06-07	70-56
High Point	2	0	1.000	145	109	08-09	63-46	10-11	82-63
Houston	14	8	.636	1616	1575	78-79	40-69	91-92	61-78
Howard	1	0	1.000	98	69	00-01	98-69		
Idaho State	1	0	1.000	69	59	04-05	69-59		
Illinois	0	2	.000	145	188	95-96	64-88	96-97	81-100
Illinois State	0	1	.000	49	60	10-11	49-60		
Indiana	3	1	.750	253	244	81-82	60-63	04-05	53-50
Iona	1	0	1.000	66	60	09-10	66-60		
Iowa	2	0	1.000	155	122	97-98	83-57	99-00	72-65
Iowa State	1	1	.500	116	110	79-80	56-39	80-81	60-71
Jackson State	2	0	1.000	82	39	92-93	82-39	07-08	72-49
John Brown	6	0	1.000	441	342	76-77	92-87	78-79	73-48
Kansas	2	3	.400	329	322	83-84	72-53	08-09	59-75
Kansas State	2	3	.400	331	344	81-82	68-53	09-10	60-58
Kent State	1	1	.500	170	158	91-92	89-72	93-94	81-86
Kentucky	13	15	.464	1829	1879	82-83	43-77	10-11	54-55
Lamar	2	3	.400	335	326	77-78	50-55	10-11	91-65
Lipscomb	2	0	1.000	164	99	06-07	77-39	07-08	87-60
La-Lafayette	3	0	1.000	247	184	81-82	90-59	04-05	82-68
La-Monroe (NLU)	9	0	1.000	707	416	80-81	77-68	08-09	77-38
Louisiana Tech	0	3	.000	114	231	78-79	28-82	83-84	52-75
LSU	11	27	.289	2327	2748	91-92	74-66	10-11	42-40
Louisville	2	0	1.000	139	118	97-98	69-57	98-99	70-61
Loyola (Chi)	1	0	1.000	75	70	92-93	75-70		
Loyola Marymount	1	2	.333	203	176	87-88	58-60	03-04	58-64
McNeese State	3	1	.750	305	264	80-81	77-62	03-04	72-52
Marquette	1	0	1.000	71	69	07-08	71-69		
Maryland	1	1	.500	163	178	88-89	84-110	90-91	79-68
Memphis	9	3	.750	928	790	78-79	93-84	08-09	76-69
Memphis State	2	5	.286	456	504	78-79	66-86	92-93	82-60
Miami (FLA)	1	0	1.000	79	58	84-85	79-58		
Michigan	1	0	1.000	78	67	00-01	78-67		
Middle Tennessee	2	0	1.000	150	122	82-83	73-72	10-11	77-50
Minnesota	1	0	1.000	76	60	83-84	76-60		
Mississippi	10	22	.313	2139	2308	85-86	61-76	10-11	56-53
Mississippi College	0	1	.000	47	86	78-79	47-86		
Mississippi State	16	12	.571	1912	1826	91-92	66-76	10-11	61-56
Mississippi Valley St.	7	0	1.000	588	423	86-87	95-82	10-11	55-54
Missouri	5	4	.556	651	626	85-86	65-66	08-09	55-56
Missouri-KC (UMKC)	6	0	1.000	445	349	84-85	79-47	05-06	84-46
Missouri Southern	2	0	1.000	120	106	79-80	53-45	80-81	67-61
Montana	4	0	1.000	302	239	82-83	55-43	98-99	74-54
Montana State	1	1	.500	153	107	86-87	68-70	02-03	85-37
Murray State	2	0	1.000	202	117	82-83	100-69	90-91	102-48
Nev.-Las Vegas (UNLV)	2	1	.667	211	186	83-84	62-68	04-05	61-48
New Hampshire	1	0	1.000	75	41	94-95	75-41		
New Mexico	1	1	.500	135	121	80-81	69-50	99-00	66-71
New Orleans	7	0	1.000	488	393	79-80	71-47	07-08	65-44
Nicholls State	1	0	1.000	75	40	05-06	75-40		
North Arkansas CC	0	2	.000	132	137	76-77	67-70	76-77	65-67
North Carolina	0	1	.000	69	94	06-07	69-94		
North Carolina St.	0	1	.000	46	48	00-01	46-48		
North Dakota	1	0	1.000	85	73	08-09	85-73		
UNC-Wilmington	1	0	1.000	88	77	99-00	88-77		
North Texas	2	1	.667	254	186	79-80	50-59	99-00	102-69
Northern Iowa	0	1	.000	63	68	01-02	63-66		

VERSUS OPPONENTS

148

OPPONENT	W	L	PCT	PF	PA	FIRST GAME	SCORE	LAST GM	SCORE
NE Oklahoma St.	4	4	.500	481	488	76-77	62-61	79-80	57-42
Northwestern (Ill.)	2	1	.667	220	179	90-91	105-68	09-10	55-67
Northwestern State	9	3	.750	884	809	80-81	62-73	07-08	59-43
Old Dominion	1	0	1.000	54	49	02-03	54-49		
Ohio State	1	0	1.000	86	80	95-96	86-80		

Oklahoma	7	9	.438	1056	1310	77-78	51-80	10-11	67-57
Oklahoma City	3	1	.750	286	232	80-81	74-54	82-83	86-57
Oklahoma State	11	10	.524	1416	1364	77-78	53-56	08-09	61-60 (OT)
Oral Roberts	15	8	.652	1731	1459	76-77	37-69	10-11	78-59
Oregon	2	1	.667	189	186	83-84	65-54	05-06	59-70

Oregon State	1	1	.500	114	119	03-04	58-50	08-09	56-69
Pacific	2	0	1.000	171	120	96-97	93-59	08-09	78-61
Penn State	1	0	1.000	82	78	98-99	82-78		
Phillips	1	1	.500	162	143	79-80	73-77	80-81	89-66
Pittsburgh	1	0	1.000	76	75	94-95	76-75		

Pittsburg State	3	0	1.000	185	161	77-78	67-52	79-80	60-59
Portland State	1	1	.500	162	129	05-06	65-67	06-07	97-62
Prairie View	1	0	1.000	48	45	78-79	48-45		
Princeton	2	0	1.000	170	96	95-96	83-51	99-00	87-45
Providence	3	0	1.000	304	232	86-87	101-91	98-99	110-59

Purdue	0	2	.000	114	146	88-89	63-91	04-05	51-55
Rice	23	1	.958	1791	1396	79-80	53-35	03-04	65-46
Rutgers	0	2	.000	123	161	85-86	63-72	90-91	60-89
St. Bonaventure	1	0	1.000	97	67	98-99	97-67		
St. Louis	3	0	1.000	208	161	96-97	69-43	07-08	74-59

St. Joseph fs (PA)	0	1	.000	72	78	94-95	72-78		
St. Mary fs (CA)	1	0	1.000	66	48	94-95	66-48		
Sam Houston St.	4	0	1.000	355	254	94-95	84-63	09-10	106-78
San Francisco	2	0	1.000	129	102	93-94	62-44	94-95	67-58
Seton Hall	1	0	1.000	69	60	85-86	69-60		

School of the Ozarks	1	0	1.000	85	58	84-85	85-58		
South Alabama	2	0	1.000	173	93	81-82	78-55	98-99	95-38
South Carolina	16	8	.667	1571	1536	91-92	58-51	10-11	62-64 (OT)
South Carolina St.	1	0	1.000	73	59	92-93	73-59		
Southeastern Louisiana	1	0	1.000	97	40	00-01	97-40		

Southeast Oklahoma	2	0	1.000	135	110	81-82	64-58	82-83	71-52
Southern (BR)	2	1	.667	240	178	78-79	52-63	86-87	103-51
Southern Illinois	0	1	.000	61	68	80-81	61-68		
S. Illinois-Edwardsville	1	0	1.000	78	61	10-11	78-61		
Southern Methodist	22	5	.815	2108	1793	80-81	58-69	09-10	71-76



Lyndsay Harris

OPPONENT	W	L	PCT	PF	PA	FIRST GAME	SCORE	LAST GM	SCORE
Southern Utah	2	0	1.000	198	112	90-91	104-51	96-97	94-61
SW Missouri (Mo. St.)	19	6	.760	1704	1466	76-77	56-46	10-11	65-64
Stanford	1	1	.500	163	185	89-90	87-114	98-99	76-71
Stephen F. Austin	7	3	.700	756	728	87-88	59-93	06-07	74-54
Stetson	1	0	1.000	85	44	08-09	85-44		

Tennessee	1	22	.043	1420	1915	91-92	59-105	10-11	53-72
Tennessee-Martin	1	0	1.000	66	46	81-82	66-46		
Tennessee Tech	0	1	.000	75	96	80-81	75-96		
Tennessee State	2	0	1.000	185	92	88-89	114-42	10-11	71-50
Texas	3	21	.125	1566	1979	80-81	61-110	02-03	50-67

Texas A&I	1	0	1.000	71	54	79-80	71-54		
Texas A&M	20	2	.909	1657	1437	80-81	80-62	90-91	91-68
Texas-Arlington	4	0	1.000	286	201	92-93	70-43	01-02	79-48
Texas Christian	20	3	.870	1911	1409	82-83	105-44	03-04	62-67 (OT)
Texas-El Paso	2	0	1.000	146	117	89-90	87-61	10-11	59-56

Texas-Pan American	3	0	1.000	225	157	93-94	94-59	10-11	57-54
Texas-San Antonio	3	1	.750	311	280	87-88	84-73	09-10	55-71
Texas Southern	3	1	.750	300	211	79-80	47-70	06-07	90-50
Texas Tech	17	9	.654	1712	1687	79-80	46-74	08-09	60-75
Texas Woman's	0	1	.000	58	67	79-80	58-67		

Tulane	3	0	1.000	220	203	79-80	66-65	94-95	83-79
Tulsa	16	2	.889	1279	1006	76-77	47-55	07-08	69-52
Utah	1	1	.500	129	127	97-98	64-73	10-11	65-54
Valparaiso	1	0	1.000	77	69	97-98	77-69 (OT)		
Vanderbilt	5	20	.250	1585	1710	91-92	75-79	10-11	54-65

Virginia Commonwealth	1	0	1.000	68	58	09-10	68-58		
Washington	1	1	.500	125	124	81-82	75-70	94-95	50-54
Washington State	2	0	1.000	152	110	90-91	68-48	92-93	84-62
Wayland Baptist	0	1	.000	57	61	81-82	57-61		
West Virginia	0	1	.000	60	81	91-92	60-81		

Western Illinois	2	0	1.000	170	102	96-97	100-49	08-09	70-53
Western Kentucky	4	2	.667	431	---	86-87	76-86	09-10	69-51
Western Michigan	1	0	1.000	73	69	01-02	73-69 (OT)		
Wichita State	7	1	.875	594	520	80-81	47-68	06-07	80-70
Wisconsin	1	0	1.000	67	64	98-99	67-64		

Wofford	1	0	1.000	76	39	96-97	76-39		
---------	---	---	-------	----	----	-------	-------	--	--



2011-12 RAZORBACKS

Ashley Daniels

TEAM BY TEAM RESULTS

Akron	1	0	2/9/1997	AR	77	AU	85	Auburn	Centenary	3	0	Eastern Oklahoma	0	2														
11/27/1987	Arkansas	70	Akron	62	2/8/1998	AR	71	AU	63	Fayetteville	12/3/1981	Arkansas	78	Centenary	55	11/19/1977	Arkansas	90	Eastern Okla.	98								
Alabama-Birmingham	0	1	2/26/1998	AR	59	AU	43	Columbus, Ga.	12/12/1981	Arkansas	67	Centenary	47	1/18/1980	Arkansas	39	Eastern Okla.	53										
1/16/1981	Arkansas	48	UAB	82	2/7/1999	AR	46	#19 AU	66	Auburn	11/21/2004	Arkansas	86	Centenary	52													
ALABAMA	15	14	2/17/2000	AR	56	#13 AU	73	Auburn	2/24/2000	AR	58	#13 AU	71	Fayetteville	1	0	Evangel College	1	8	Evangel Coll.	41							
1/26/1980	AR	68	AL	54	1/28/2001	AR	77	AU	68	Fayetteville	2/22/2001	AR	60	AU	68	Auburn	Central Arkansas	65	Cent. Ark.	59								
1/17/1981	AR	65	AL	70	2/2/2002	AR	88	AU	65	Fayetteville	2/17/2002	AR	88	AU	65	Fayetteville	Central Florida	1	0	Florida International	1	0						
2/22/1992	AR	76	AL	80	1/26/2003	AR	36	AU	64	Auburn	1/26/2003	AR	36	AU	64	Auburn	12/13/1985	Arkansas	101	Central Fla.	74	12/30/2005	Arkansas	58	FIU	54		
2/20/1993	AR	56	AL	66	1/25/2004	AR	44	#22 AU	71	Fayetteville	1/25/2004	AR	44	#22 AU	71	Fayetteville												
2/2/1994	AR	82	#15 AL	75	2/3/2005	AR	51	AU	62	Auburn	2/3/2005	AR	51	AU	62	Auburn	Cincinnati	3	0	1/18/1992	AR	46	FL	58	Gainesville			
12/6/1994	AR	79	#6 AL	93	1/12/2006	AR	64	AU	60	Fayetteville	1/12/2006	AR	64	AU	60	Fayetteville	3/23/2003	Arkansas	71	Cincinnati	57	1/16/1993	AR	60	FL	68	Fayetteville	
3/4/1995	#16 AR	72	#16 AL	86	1/14/2007	AR	65	AU	62	Auburn	1/14/2007	AR	65	AU	62	Auburn	1/2/2005	Arkansas	66	Cincinnati	54	1/30/1994	AR	69	FL	74	Gainesville	
1/4/1996	#18 AR	85	#19 AL	92 (OT)	2/10/2008	AR	68	AU	73	Fayetteville	2/10/2008	AR	68	AU	73	Fayetteville	12/28/2006	Arkansas	94	Cincinnati	82	1/28/1995	AR	72	FL	66	Fayetteville	
2/6/1997	#17 AR	61	#7 AL	102	3/2/2008	AR	57	AU	74	Auburn	3/2/2008	AR	57	AU	74	Auburn	2/4/1996	AR	57	FL	73	2/4/1996	AR	57	FL	73	Gainesville	
3/1/1997	AR	63	#7 AL	85	3/6/2008	AR	51	AU	73	Nashville	3/6/2008	AR	51	AU	73	Nashville	2/2/1997	AR	66	FL	79 (OT)	2/2/1997	AR	66	FL	79 (OT)	Fayetteville	
1/11/1998	AR	102	AL	90 (OT)	1/18/2009	AR	61	#6 AU	70	Fayetteville	1/18/2009	AR	61	#6 AU	70	Fayetteville	2/5/1998	AR	69	FL	80	2/5/1998	AR	69	FL	80	Gainesville	
2/18/1999	AR	77	#25 AL	73	3/1/2009	AR	57	#3 AU	94	Auburn	3/1/2009	AR	57	#3 AU	94	Auburn	2/27/1998	AR	49	FL	63	2/27/1998	AR	49	FL	63	Columbus, Ga.	
2/3/2000	AR	66	AL	62	2/11/2010	AR	73	AU	58	Auburn	2/11/2010	AR	73	AU	58	Auburn	2/4/1999	AR	77	FL	87	2/4/1999	AR	77	FL	87	Fayetteville	
2/1/2001	AR	69	AL	74	2/13/2011	AR	59	AU	64	Fayetteville	2/13/2011	AR	59	AU	64	Fayetteville	2/10/2000	AR	73	FL	87	2/10/2000	AR	73	FL	87	Gainesville	
1/10/2002	AR	70	AL	84	Austin Peay	2	0				1/9/1992	Arkansas	56	Colorado	51	3/2/2000	AR	86	FL	96	3/2/2000	AR	86	FL	96	Chattanooga		
2/3/2002	AR	72	AL	70	1/18/2006	Arkansas	58	Austin Peay	46		12/8/1992	Arkansas	67	Colorado	94	2/8/2001	AR	64	FL	75	2/8/2001	AR	64	FL	75	Fayetteville		
2/2/2003	#12 AR	59	AL	58	11/17/2007	Arkansas	61	Austin Peay	48		11/21/1995	Arkansas	71	Colorado	73	3/2/2001	AR	78	FL	69	3/2/2001	AR	78	FL	69	Memphis		
3/2/2003	#21 AR	68	AL	53	Bartlesville Wesleyan	2	0				11/14/1998	Arkansas	64	Connecticut	100	2/21/2002	AR	58	FL	64	2/21/2002	AR	58	FL	64	Gainesville		
3/6/2003	#23 AR	53	AL	48	12/4/1976	Arkansas	68	BW	19		11/14/1998	Arkansas	64	Connecticut	100	1/16/2003	AR	84	FL	45	1/16/2003	AR	84	FL	45	Fayetteville		
2/15/2004	AR	65	AL	68	2/19/1977	Arkansas	108	BW	29		12/29/2005	Arkansas	49	Coppin St.	33	2/22/2004	AR	82	FL	68	2/22/2004	AR	82	FL	68	Gainesville		
2/10/2005	AR	83	AL	68	2/10/1978	Arkansas	62	Baylor	71		12/8/2009	Arkansas	72	Coppin St.	51	1/6/2005	AR	56	FL	68	1/6/2005	AR	56	FL	68	Fayetteville		
1/15/2006	AR	73	AL	75	2/10/1981	Arkansas	62	Baylor	73		12/8/2009	Arkansas	72	Coppin St.	51	1/26/2006	AR	69	FL	63	1/26/2006	AR	69	FL	63	Fayetteville		
1/18/2007	AR	71	AL	63	1/28/1982	Arkansas	71	Baylor	66		12/29/2005	Arkansas	49	Coppin St.	33	1/21/2007	AR	67	FL	57	1/21/2007	AR	67	FL	57	Gainesville		
1/17/2008	AR	63	AL	49	2/14/1983	Arkansas	65	Baylor	72		12/8/2009	Arkansas	72	Coppin St.	51	1/20/2008	AR	74	FL	92	1/20/2008	AR	74	FL	92	Fayetteville		
2/22/2009	AR	74	AL	69	3/12/1983	Arkansas	65	Baylor	62		12/8/2009	Arkansas	72	Coppin St.	51	2/17/2008	AR	73	FL	75	2/17/2008	AR	73	FL	75	Gainesville		
1/24/2010	AR	66	AL	62 (OT)	1/23/1984	Arkansas	59	Baylor	61		1/28/1977	Arkansas	73	Cottey Coll.	44	2/1/2009	AR	78	FL	94	2/1/2009	AR	78	FL	94	Fayetteville		
2/21/2010	AR	58	AL	69	2/4/1984	Arkansas	71	Baylor	57		2/2/1978	Arkansas	97	Cottey Coll.	29	2/19/2009	AR	83	FL	74	2/19/2009	AR	83	FL	74	Gainesville		
1/16/22011	#20 AR	57	AL	54	1/30/1985	Arkansas	80	Baylor	76		2/2/1978	Arkansas	97	Cottey Coll.	29	1/3/2010	AR	53	FL	59	1/3/2010	AR	53	FL	59	Fayetteville		
2/27/2011	AR	79	AL	92	3/2/1985	Arkansas	88	Baylor	67		2/2/1978	Arkansas	97	Cottey Coll.	29	1/2/2011	#22 AR	53	FL	64	1/2/2011	#22 AR	53	FL	64	Gainesville		
Alabama State	2	0	3/2/1985	Arkansas	78	Baylor	69				2/25/1985	Arkansas	84	Creighton	56	3/3/2011	AR	59	F	68	3/3/2011	AR	59	F	68	Nashville		
11/29/1991	Arkansas	84	Ala. State	31	3/4/1985	Arkansas	78	Baylor	69		Creighton	1	0	12/25/1985	Arkansas	84	Creighton	56										
11/19/2004	Arkansas	74	Ala. State	49	1/25/1986	Arkansas	86	Baylor	55		2/25/1985	Arkansas	84	Creighton	56	11/24/1995	Arkansas	80	Florida AM	73	11/24/1995	Arkansas	80	Florida AM	73	Florida AM		
Alaska	1	0	3/4/1985	Arkansas	78	Baylor	69				Crowder College	1	0	11/28/1979	Arkansas	63	Crowder Col.	51										
2/27/1982	Arkansas	85	Alaska	52	1/25/1986	Arkansas	86	Baylor	55		11/28/1979	Arkansas	63	Crowder Col.	51	11/12/2010	Arkansas	71	Florida AM	62	11/12/2010	Arkansas	71	Florida AM	62	Florida AM		
Alcorn State	3	0	1/22/1987	Arkansas	65	Baylor	71				CS-Long Beach	0	1	12/12/1986	Arkansas	58	CSLB	76										
12/29/1995	Arkansas	72	Alcorn	53	2/21/1987	Arkansas	77	Baylor	51		12/12/1986	Arkansas	58	CSLB	76	12/28/2010	Arkansas (22)	88	Furman	44	12/28/2010	Arkansas (22)	88	Furman	44	Furman		
12/31/1996	Arkansas	90	Alcorn St.	56	1/19/1988	Arkansas	80	Baylor	68		Dartmouth	1	0	12/18/2008	Arkansas	66	Dartmouth	57										
11/15/2009	Arkansas	87	Alcorn St.	78	2/20/1988	Arkansas	71	Baylor	56		12/18/2008	Arkansas	66	Dartmouth	57	12/5/1998	Arkansas	56	GW	74	12/5/1998	Arkansas	56	GW	74	Georgia Washington		
Arizona	0	1	1/21/1989	Arkansas	95	Baylor	87				Dartmouth	1	0	12/18/2008	Arkansas	66	Dartmouth	57										
3/22/1996	Arkansas	77	Arizona	80	2/21/1989	Arkansas	98	Baylor	50		12/18/2008	Arkansas	66	Dartmouth	57	1/3/2000	Arkansas	71	GW	83	1/3/2000	Arkansas	71	GW	83	Georgia Washington		
Arizona St.	1	0	1/9/1990	Arkansas	81	Baylor	43				Davidson	1	0	11/14/10	Arkansas	68	Davidson	55										
12/2/1989	Arkansas	85	Arizona St.	63	2/10/1990	Arkansas	98	Baylor	61		11/14/10	Arkansas	68	Davidson	55	11/28/1997	Arkansas	104	Ga. Southern	71	11/28/1997	Arkansas	104	Ga. Southern	71	Ga. Southern		
Arkansas State-Beebe	1	0	1/26/1991	Arkansas	108	Baylor	63				Dayton	4	0	1/12/1994	Arkansas	76	Dayton	59										
11/18/1977	Arkansas	62	ASU-Beebe	58	3/6/1991	Arkansas	108	Baylor	63		1/12/1994	Arkansas	76	Dayton	59	12/18/2008	Arkansas	66	Dartmouth	57	12/18/2008	Arkansas	66	Dartmouth	57	Georgia Southern		
Arkansas State-Beebe	1	0	12/30/1995	Arkansas	67	Baylor	47				1/12/1994	Arkansas	76	Dayton	59	1/12/1994	Arkansas	76	Dayton	59								
11/18/1977	Arkansas	62	ASU-Beebe	58	11/24/1998	Arkansas	75	Baylor	64		12/18/2008	Arkansas	66	Dartmouth	57	12/18/2008	Arkansas	66	Dartmouth	57								
Arkansas State-Beebe	1	0	3/17/2001	Arkansas	68	Baylor	59				12/18/2008	Arkansas	66	Dartmouth	57	12/18/2008	Arkansas	66	Dartmouth	57								
11/18/1977	Arkansas	62	ASU-Beebe	58	12/3/1999	Arkansas	80	Baylor																				

TEAM BY TEAM RESULTS

Montana	4	0	Oklahoma	7	9	Phillips	1	1	Sam Houston State	4	0													
12/3/1982	Arkansas	55	Montana	43	12/14/1977	Arkansas	51	Oklahoma	80	12/22/1994	Arkansas	84	SHSU	63										
3/19/1987	Arkansas	92	Montana	74	2/20/1979	Arkansas	50	Oklahoma	65	11/30/1996	Arkansas	76	SHSU	51										
11/29/1997	Arkansas	81	Montana	68	2/16/1980	Arkansas	53	Oklahoma	57	12/4/2007	Arkansas	89	SHSU	62										
12/30/1998	Arkansas	74	Montana	54	1/3/1981	Arkansas	68	Oklahoma	75	12/29/2009	Arkansas	106	SHSU	78										
Montana St.	1	1	12/21/1985	Arkansas	79	Oklahoma	66	Pittsburgh	1	0	San Francisco	2	0											
12/13/1986	Arkansas	68	Montana St.	70	12/6/1986	Arkansas	70	Oklahoma	76	12/4/1993	Arkansas	62	San Francisco	44										
1/5/2003	Arkansas	85	Montana St.	37	12/12/1989	Arkansas	86	Oklahoma	68	3/16/1995	Arkansas	67	San Francisco	58										
Murray State	2	0	11/27/1990	Arkansas	84	Oklahoma	72	1/9/1979	Arkansas	58	Pittsburg St.	52	Pittsburg St.	50										
2/4/1983	Arkansas	100	Murray State	69	1/13/1992	Arkansas	57	Oklahoma	55	1/5/1980	Arkansas	60	Pittsburg St.	59										
12/5/1990	Arkansas	102	Murray State	48	1/20/1993	Arkansas	63	Oklahoma	70	Portland State	1	1	South Carolina State	1	0									
North Carolina State	0	1	1/25/1994	Arkansas	79	Oklahoma	93	11/26/2005	Arkansas	65	Portland St.	67	1/28/1993	Arkansas	73	SC State	59							
11/25/2000	Arkansas	46	NC State	48	2/22/1995	Arkansas	69	Oklahoma	64	12/1/2006	Arkansas	97	Portland St.	62	School of the Ozarks	1	0							
Northeast Oklahoma State	4	4	3/14/1999	Arkansas	97	Oklahoma (OT)	93	12/1/2006	Arkansas	97	Portland St.	62	12/11/1984	Arkansas	85	Ozarks	58							
1/22/1977	Arkansas	62	NE Okla. St.	61	12/5/2009	Arkansas	86	Oklahoma (OT)	87	Prairie View	1	0	11/17/1981	Arkansas	64	SE Oklahoma	58							
2/4/1977	Arkansas	54	NE Okla. St.	63	12/19/10	Arkansas	67	Oklahoma (10)	57	2/10/1979	Arkansas	48	Prairie View	45	12/17/1982	Arkansas	71	SE Oklahoma	52					
1/24/1978	Arkansas	47	NE Okla. St.	56	Oklahoma City	3	1	Princeton	2	0	3/21/1996	Arkansas	83	Princeton	51	Seton Hall	1	0						
2/4/1978	Arkansas	72	NE Okla. St.	60	1/24/1981	Arkansas	74	Oklahoma City	54	11/27/1999	Arkansas	87	Princeton	45	12/1/1995	Arkansas	69	Seton Hall	60					
1/20/1979	Arkansas	64	NE Okla. St.	79	2/5/1982	Arkansas	48	Oklahoma City	54	Providence	3	0	Stephen F. Austin	7	3									
2/14/1979	Arkansas	63	NE Okla. St.	69	3/11/1982	Arkansas	78	Oklahoma City	67	3/20/1987	Arkansas	101	Providence	91	12/21/1987	Arkansas	59	SFA	93					
12/15/1979	Arkansas	62	NE Okla. St.	58	12/11/1982	Arkansas	86	Oklahoma City	57	11/21/1997	Arkansas	93	Providence	82	12/2/1988	Arkansas	75	SFA	93					
2/1/1980	Arkansas	57	NE Okla. St.	42	Oklahoma State	11	10	11/16/1998	Arkansas	110	Providence	59	3/22/1990	Arkansas	87	SFA	82							
Nevada-Las Vegas	2	1	1/9/1978	Arkansas	53	Oklahoma St.	56	Purdue	0	2	11/24/1990	Arkansas	81	SFA	72									
1/7/1984	Arkansas	62	UNLV	68	12/5/1978	Arkansas	55	Oklahoma St.	47	1/24/1991	Arkansas	81	SFA	83										
11/26/1994	Arkansas	88	UNLV	75	1/22/1980	Arkansas	53	Oklahoma St.	59	3/15/1989	Arkansas	63	Purdue	91	11/24/1991	Arkansas	57	SFA	60					
3/18/2005	Arkansas	61	UNLV	48	3/7/1981	Arkansas	68	Oklahoma St.	69	11/25/2004	Arkansas	51	Purdue	55	1/28/1997	Arkansas	85	SFA (OT)	76					
New Hampshire	1	0	12/3/1983	Arkansas	71	Oklahoma St.	60	Rice	23	1	12/1/1979	Arkansas	53	Rice	35	11/23/2002	Arkansas	78	SFA	54				
1/4/1995	Arkansas	75	NH	41	12/1/1984	Arkansas	73	Oklahoma St.	96	12/28/1989	Arkansas	109	Rice	73	12/28/2003	Arkansas	79	SFA	61					
New Mexico	1	1	12/9/1985	Arkansas	90	Oklahoma St.	51	12/8/1986	Arkansas	65	Oklahoma St.	68	2/18/1993	Arkansas	68	Rice	43	Southern Methodist	22	5				
1/10/1981	Arkansas	69	New Mexico	50	12/8/1990	Arkansas	61	Oklahoma St.	75	12/8/1990	Arkansas	61	Oklahoma St.	65	1/28/1984	Arkansas	82	Rice	51	12/6/1980	Arkansas	58	SMU	69
12/21/1999	Arkansas	66	New Mexico	71	12/18/1990	Arkansas	61	Oklahoma St.	75	2/18/1984	Arkansas	82	Rice	51	2/27/1984	Arkansas	85	Rice	66	1/31/1981	Arkansas	66	SMU	61
New Orleans	7	0	12/3/1991	Arkansas	72	Oklahoma St.	67	1/22/1985	Arkansas	81	Rice	57	1/6/1982	Arkansas	76	SMU	59							
1/11/1980	Arkansas	71	New Orleans	47	1/5/1993	Arkansas	90	Okl. St. (OT)	93	2/23/1995	Arkansas	69	Rice	52	2/15/1983	Arkansas	60	SMU	54					
3/13/1982	Arkansas	76	New Orleans	74	1/25/1995	Arkansas	79	Oklahoma St.	65	1/18/1986	Arkansas	64	Rice	52	1/30/1984	Arkansas	79	SMU	59					
2/2/1989	Arkansas	61	New Orleans	60	2/7/1996	Arkansas	66	Oklahoma St.	62	2/18/1986	Arkansas	67	Rice	55	2/11/1984	Arkansas	66	SMU	59					
1/22/1990	Arkansas	71	New Orleans	63	12/19/2001	Arkansas	81	Oklahoma St.	78	1/17/1987	Arkansas	79	Rice	53	1/5/1985	Arkansas	86	SMU	64					
12/17/1993	Arkansas	60	New Orleans	59	1/2/2003	Arkansas	58	Oklahoma St.	60	2/14/1987	Arkansas	88	Rice	71	2/5/1985	Arkansas	85	SMU	56					
12/21/2005	Arkansas	84	New Orleans	46	1/4/2004	Arkansas	75	Oklahoma St.	55	1/27/1988	Arkansas	63	Rice	60	1/2/1986	Arkansas	90	SMU	78					
11/24/2007	Arkansas	65	New Orleans	44	3/23/2009	Arkansas	61	Okl. St. (OT)	60	2/27/1988	Arkansas	79	Rice	73	2/1/1986	Arkansas	79	SMU	53					
Nicholls State	1	0	Old Dominion	1	0	1/28/1989	Arkansas	109	Rice	73	1/26/1987	Arkansas	94	SMU	71									
12/15/2005	Arkansas	75	Nicholls St.	40	11/28/2002	Arkansas	54	Old Dominion	49	1/30/1990	Arkansas	78	Rice	49	2/28/1987	Arkansas	93	SMU	53					
North Arkansas CC	0	2	Oral Roberts	15	8	3/3/1990	Arkansas	77	Rice	56	1/13/1988	Arkansas	68	SMU	68									
11/19/1976	Arkansas	67	No. Ark. CC	70	2/5/1977	Arkansas	37	Oral Roberts	69	1/2/1991	Arkansas	96	Rice	74	2/13/1988	Arkansas	79	SMU	85					
1/31/1977	Arkansas	65	No. Ark. CC	67	2/16/1978	Arkansas	71	Oral Roberts	88	2/2/1991	Arkansas	96	Rice	74	1/14/1989	Arkansas	74	SMU	84					
North Carolina	0	1	1/3/1979	Arkansas	46	Oral Roberts	63	11/25/1995	Arkansas	81	Rice	68	2/15/1999	Arkansas	87	SMU	72							
11/26/2006	Arkansas	69	No. Carolina	94	1/19/1980	Arkansas	66	Oral Roberts	64	12/3/1996	Arkansas	61	Rice	77	1/17/1990	Arkansas	84	SMU	52					
North Dakota	1	0	1/19/1980	Arkansas	66	Oral Roberts	64	3/17/1999	Arkansas	76	Rice	70	2/17/1990	Arkansas	74	SMU	60							
12/9/2008	Arkansas	85	No. Dakota	73	3/14/1981	Arkansas	57	Oral Roberts	59	12/7/2002	Arkansas	63	Rice	50	1/15/1991	Arkansas	99	SMU	61					
North Texas	2	1	12/7/1981	Arkansas	61	Oral Roberts	75	11/24/2003	Arkansas	65	Rice	46	12/21/1993	Arkansas	81	SMU	89							
2/8/1980	Arkansas	50	No. Texas St.	59	1/12/1982	Arkansas	61	Oral Roberts	57	Rutgers	0	2	12/3/1994	Arkansas	85	SMU	79							
12/4/1992	Arkansas	102	No. Texas	58	12/10/1983	Arkansas	65	Oral Roberts	71	11/30/1985	Arkansas	63	Rutgers	72	11/18/2005	Arkansas	73	SMU	63					
12/17/1999	Arkansas	102	No. Texas	69	12/17/1983	Arkansas	84	Oral Roberts	70	12/28/1990	Arkansas	60	Rutgers	89	12/13/2006	Arkansas	70	SMU	58					
Northern Iowa	0	1	12/5/1985	Arkansas	72	Oral Roberts	58	1/21/1985	Arkansas	63	Rutgers	72	11/21/2008	Arkansas	78	SMU	69							
12/7/2001	Arkansas	63	No. Iowa	67	2/19/1987	Arkansas	115	Oral Roberts	66	2/11/1995	#20 AR	63	SC	62	11/18/2009	Arkansas	71	SMU	76					
Northwestern2	1	0	1/2/1988	Arkansas	66	Oral Roberts	77	1/28/1988	Arkansas	113	Oral Roberts	69	1/14/1989	Arkansas	74	SMU	84							
3/16/1991	Arkansas	105	Northwestern	68	12/12/1988	Arkansas	63	Oral Roberts	69	1/30/1993	AR	51	SC	76	2/15/1999	Arkansas	87	SMU	72					
11/23/2008	Arkansas	60	Northwestern	44	1/30/1992	Arkansas	88	Oral Roberts	64	2/12/1994	AR	67	SC	77	1/17/1990	Arkansas	84	SMU	52					
12/7/2009	Arkansas	55	Northwestern	67	3/11/1993	Arkansas	96	Oral Roberts	60	2/11/1995	#20 AR	63	SC	62	2/17/1990	Arkansas	74	SMU	60					
Northwestern State	9	3	1/22/1996	Arkansas	68	Oral Roberts	45	1/27/2000	AR	87	SC	79	Fayetteville	51	1/19/1991	Arkansas	97	SMU	66					
12/4/1980	Arkansas	62	NW St.	73	1/11/1995	Arkansas	78	Oral Roberts	63	3/3/1995	#16 AR	80	SC	70	12/21/1993	Arkansas	81	SMU	89					
11/20/1981	Arkansas	78	NW St.	64	2/22/1996	Arkansas	68	Oral Roberts	45	1/21/1996	#20 AR	66	SC	58	12/3/1994	Arkansas	85	SMU	79					
1/5/1983	Arkansas	58	NW St.	62	12/2/1997	Arkansas	82	Oral Roberts	59	1/18/1997	#13 AR	82	SC	71	11/18/2005	Arkansas	73	SMU	63					
2/26/1983	Arkansas	86	NW St.	76	11/28/1998	Arkansas	84	Oral Roberts	56	1/24/1998	AR	86	SC	67	12/13/2006	Arkansas	70	SMU	58					
12/19/1983	Arkansas	75	NW St.	73	12/16/2010	Arkansas	80	Oral Roberts	63	1/27/2000	AR	87	SC	79	11/21/2008	Arkansas	78	SMU	69					
2/16/1993	Arkansas	62	NW St.	77	3/20/2011	Arkansas	78	Oral Roberts	59	1/22/2001	AR	49	SC	66	11/18/2009	Arkansas	71	SMU	76					
12/18/1993	Arkansas	85	NW St.	74	Oregon	2	1	1/13/2002	AR	66	#9 SC	91	Columbia	61	1/23/1994	Arkansas	52	Southern	63					
11/15/1995	Arkansas	84	NW St. (20T)	83	1/6/1984	Arkansas	65	Oregon	54	1/27/2002	AR	74	#7 SC	46	2/10/1979	Arkansas	52	Southern	63					
3/12/1999	Arkansas	78	NW St.	60	1/21/2004	Arkansas	65	Oregon	62	3/1/2002	AR	79	#12 SC	61	1/23/1982	Arkansas	85	Southern	64					
12/6/2002	Arkansas	79	NW St.	60	11/25/2005	Arkansas	59	Oregon	70	1/12/2003	#11 AR	67	#13 SC	58	11/25/1986	Arkansas	103	Southern	51					
12/18/2003	Arkansas	78	NW St.	64	Oregon State	1	1	1/18/2004	AR	66	SC	52	Columbia	52	1/23/2011	Arkansas	78	SIUE	0					
12/13/2007	Arkansas	59	NW St.	43	11/28/2003	Arkansas	58	Oregon State	50	2/16/2003	#13 AR	59	#15 SC	83	1/29/2006	AR	52	SC	61	1/23/1982	Arkansas	85	Southern	64
Ohio State	1	0	Pacific	2	0	2/8/2008	AR	69	SC	74	Fayetteville	51	Columbia	61	2/9/2007	AR	69	SC	74	11/25/1986	Arkansas	103	Southern	51
11/19/1995	Arkansas	86	Ohio State	80	12/8/1996	Arkansas	93	Pacific	59	2/3/2008	AR	50	SC	59	2/3/2008	AR	50	SC	59	11/30/1990	Arkansas	104	So. Utah	51
					11/29/2008	Arkansas	78	Pacific	61	2/12/2009	AR	58	SC	54	11/29/1996	Arkansas	94	So. Utah	61					
					Penn State	1	0	2/6/2011	AR	62	SC	64	(OT)	Fayetteville	St. Bonaventure	1	0							
					1/9/1999	Arkansas	82	Penn State	78					12/29/1998	Arkansas	97	St. Bon.	67						

OTHER RAZORBACK RECORDS

ARKANSAS' RECORD IN

Openers	29-6
Home Openers (26 cons. since 1983-84)	34-1
Road Openers	22-13
Senior Nights	20-15
SWC Games	104-32
SEC Games	92-161
SEC Openers	4-16
SEC Road Opener	1-19
SEC Home Opener	7-13
TV/Cable Games	98-84

IN TOURNAMENTS HELD

Pre-Season	5-3
Post-Season	49-39
In-Season	86-59
At UA	26-0
Road Tournaments	60-59
Final Day	23-20
As Consolation	9-6
As Finalist	12-14
SWC Classic	9-8
SEC Tournament	9-20
AIAW	2-3
NWIT	4-2
NCAA	12-9
WNIT	13-4

ARKANSAS' RECORD WHEN

At Home	346-109	(.760)
In Bud Walton Arena	187-74	(.716)
In Barnhill Arena	159-35	(.820)
On the Road	183-227	(.446)
At Neutral Sites	100-65	(.606)
All Conference Games	199-204	(.494)
In 35 years	628-402	(.609)

BY THE MONTHS

In November	111-28	(.798)
In December	156-61	(.719)
In January	162-132	(.551)
In February	146-134	(.521)
In March	55-51	(.519)

BY THE DAYS

On Monday	39-21	(.650)
On Tuesday	88-42	(.676)
On Wednesday	77-21	(.786)
On Thursday	84-95	(.469)
On Friday	83-42	(.664)
On Saturday	172-89	(.659)
On Sunday	88-87	(.502)

ARKANSAS ON

Mexican Revolution Day (Nov. 20)	4-1
Thanksgiving (4th Thurs. of Nov.)	1-1
Thanksgiving Friday	19-6
Finnish Independence Day (Dec. 6)	5-5
Pearl Harbor Day (Dec. 7)	4-5
(FYI -- First win came in Hawai'i)	
Christmas Eve (Dec. 24)	0-0
New Year's Eve (Dec. 31)	3-0
New Year's Day (Jan. 1)	0-1
Epiphany (Jan. 6)	6-5
Martin Luther King Day (Trad.-Jan. 15)	3-2
Australia Day (Jan. 26)	5-4
(Also Republic Day in India)	
Super Bowl Sundays (Varies)	IV-XI
Ground Hog Day (Feb. 2)	7-2-1
(One GHD game cancelled due to weather)	
New Zealand Day (Feb. 6)	3-4
Lincoln's Birthday (Feb. 12)	3-2
Valentine's Day (Feb. 14)	4-4
Washington's Birthday (Feb. 22)	5-3

Leap Day (Feb. 29)	0-2
The Ides of March (March 15)	3-1
St. Patrick's Day (March 17)	4-1
Any Friday the 13th	2-0

IN CLOSE GAMES

In one-point games	24-15	(.615)
In two-point games	42-28	(.600)
Within one bucket (3 or less)	62-50	(.545)
In overtime	19-19	(.500)

RAZORBACKS IN OT

2010-11	#24 Georgia, 57, Arkansas 54 (OT GA, UA 10-7) SC 64, Arkansas 62 (OT SC, UA 9-7)
2009-10	#18 OU 87, Arkansas 86 (OT OU, UA 8-7) Arkansas 66, Ala. 62 (OT UA, AL 11-7) Vanderbilt 65, Arkansas 64 (OT VU 8, UA 7)
2008-09	#20 Vandy, 72, Arkansas 61 (OT, VU 13-2) Arkansas 61, Okla. State 60 (OT, UA 8-7)
2006-07	Tennessee 75, Arkansas 68 (OT, UT 13-6) Ole Miss 90, Arkansas 87 (2 OT) (1st OT, 8-8; 2nd OT, UM 18-15)
2005-06	Arkansas, 51, Vandy 51 (OT, UA 6-5)
2003-04	TCU 67, Arkansas, 62 (OT, TCU 14-9)
2002-03	Duke 74, Arkansas, 72 (OT, DU 13-11)
2001-02	Arkansas 73, Western Mich. 69 (OT, UA 8-4) Miss. St. 85, Arkansas, 82 (OT, MSU 7-4)
1999-2000	Arkansas, 89, Missouri 88 (OT, UA 12-11)
1998-99	Arkansas 97, Okla. 93 (OT, UA 14-10) Arkansas, 74, Kentucky 69 (OT, UA 11-6)
1997-98	Georgia 86, Arkansas 81 (OT, UG 13-8) Vandy 85, Arkansas 80 (OT, VU 15-10) Arkansas 102, Bama 92 (OT, UA 18-6) Arkansas 77, Valparaiso 69 (OT, UA 17-9)
1996-97	Florida 79, Arkansas 66 (OT, UF 15-2) Arkansas, 85, SF Austin 76 (OT, UA 19-10)
1995-96	Arkansas 84, NW St. 83 (2 OT) (1st OT, 13-13; 2nd OT, UA 10-9) Bama 92, Arkansas 85 (OT, Ala. 14-7) Arkansas 73, Auburn 72 (OT, UA 8-7)
1994-95	Arkansas 73, Vandy 71 (OT, UA 8-6)
1993-94	OSU 93, Arkansas 90 (OT, OSU 9-6)
1991-92	Kent. 75, Arkansas 74 (OT, UK 10-9)
1990-91	Arkansas 83, Houston 77 (OT, UA 11-5)
1989-90	Arkansas 90, UCLA 80 (OT, UA 15-5) Arkansas, 76, Texas Tech 74 (OT, UA 11-9)
1987-88	Houston 97, Arkansas 89 (OT, UH 13-5)
1986-87	Arkansas, 69, TX Tech 65 (OT, UA 8-4) Houston 78, Arkansas 76 (OT, UH 7-5)
1981-82	Arkansas 75, Wash. 70 (OT, UA 14-9)
1979-80	Phillips 77, Arkansas 73 (No record of OT scores) Arkansas, 60, Pittsburg St. 59 (OT, UA 5-4)

OVERTIME BESTS

Most OT Games in a Season: 4, 1997-98
Most OT Periods in a Season: 4, 95-96 & 97-98
Most Points: 18, vs. Alabama (11/11/98)
Fewest Points: 2, vs. Florida (2/2/97); at Vanderbilt (1/29/09)
Most Points Allowed: 18, vs. Ole Miss (2nd OT) (2/4/07)
Fewest Points Allowed: 4, vs. Tex. Tech (2/7/87)

THE LAST TIME . . .

UA scored 110+: 110, vs. Providence (11/16/98)
UA scored 100+: 101, vs. Tulsa (1/5/01)
UA scored -50: 42, vs. LSU (2/20/11)
Opp. scored 100+: 100, vs. UConn (11/13/98)

TOP ARKANSAS WINS

30 or more points

79 UA 108, Bartlesville 29 (1976-77)

Top neutral

72 UA 114, Tennessee St. 42 (1988-89)
68 UA 97, Cottey College 29 (1977-78)
65 UA 98, Texas Southern 35 (1995-96)

Top conference

61 UA 105, TCU 44 (1982-83)
57 UA 97, Southeastern La. 40 (2000-01) UA 95, S. Alabama 38 (1998-99)
54 UA 102, Murray St. 48 (1990-91)
53 UA 104, Southern Utah 51 (1990-91) UA 84, Alabama State 31 (1991-92) UA 99, La.-Monroe 47 (2001-02) UA 103, Southern 51 (1986-87)
51 UA 110, Providence 59 (1998-99) UA 100, Western Illinois 49 (1996-97)

Last 50+

50 UA 90, Texas Southern 40 (2006-07) UA 109, TCU 59 (1985-86)
49 UA 115, Oral Roberts 66 (1986-87)

Top road

UA 68, Bartlesville 19 (1976-77)
48 UA 85, Montana State 37 (2002-03) UA 98, Baylor 50 (1988-89)
47 UA 88, Evangel 41 (1981-82)

Last 40+ game

46 UA 99, Memphis 53 (2005-06) UA 83, Miss Valley 37 (2001-02)
45 UA 108, Baylor 63 (1990-91)
44 UA 102, North Texas (1992-93) UA 112, Detroit 62 (1989-90) UA 113, Oral Roberts 69 (1988-89) UA 82, Jackson State 39 (1992-93) UA 93, Mississippi Valley 50 (1989-90) UA 94, SW Missouri 51 (1985-86) UA 87, Princeton 45 (1999-2000)
41 UA 88, Furman 47 (2010-12) UA 101, Tulsa 60 (2000-01) UA 105, TCU 64 (1994-95)
40 UA 93, SMU 53 (1986-87)
39 UA 77, ULM 38 (2008-09)

Top SEC margin

UA 84, Florida 45 (2002-03) UA 87, Harvard 48 (2000-01) UA 94, TCU 55 (1986-87) UA 90, Oklahoma State 51 (1985-86) UA 96, Grambling State 57 (1984-85)
38 UA 77, Lipscomb 39 (2006-07) UA 84, UNO 46 (2005-06) UA 99, SMU 61 (1990-91) UA 81, Baylor 43 (1989-90) UA 78, Hampton 41 (2002-03)
37 UA 85, Memphis 48 (2001-02) UA 85, La.-Monroe 48 (1999-2000) UA 76, Wofford 39 (1996-97)

Opp. scored -50: 40, vs. LSU (2/20/11)
Opp. scored -40: 37, ULM (11/15/08)
UA won in OT: 3/23/09 (UA 61, Okla. St 60/WNIT)
UA played in OT: 2/6/11 (SC 64, UA 62)
UA shot 60%+: 71.4% at Kansas (3/26/09)
UA shot -30%: 21.7% at Vanderbilt (1/4/07)
Opp. shot 60%+: 61.7% at Vanderbilt (1/4/07)
Opp. shot -30%: 25.9% at Kansas State (12/6/08)
UA had 55+ reb.: 59 vs. Lamar (3/17/2011/WNIT)
UA had -30 reb.: 23, vs. Tennessee (1/30/2011)
UA had 10+ 3pt: 10, Georgia (2/8/09)

UA 105, Northwestern 68 (1990-91)
36 UA 96, Oral Roberts 60 (1982-93) UA 82, TCU 46 (1990-91) UA 109, Rice 73 (1988-89)

Last +30 game

35 UA 97, Portland State 62 (2006-07) UA 75, Nicholls State 40 (2005-06) UA 87, Loyola Marymount 52 (02-03) UA 94, UTPA 59 (1993-94) UA 98, Baylor 61 (1989-90)
34 UA 86, Centenary 52 (2004-05) UA 104, Ga. Southern 71 (1997-98) UA 90, Alcorn 56 (1996-97) UA 93, Pacific 59 (1996-97) UA 75, New Hampshire 41 (1994-95) UA 85, Oral Roberts 51 (1993-94) UA 88, Tulsa 54 (1984-85)
33 UA 102, North Texas 69 (1999-2000) UA 88, Kentucky 55 (1996-97) UA 94, Southern Utah (1996-97) UA 95, TCU 62 (1990-91) UA 94, TCU 61 (1985-86) UA 78, SW Missouri 45 (1983-84) UA 80, Arkansas St. 47 (1982-83)
32 UA 83, Princeton 51 (1995-96) UA 84, SMU 43 (1989-90) UA 112, California 80 (1985-86) UA 79, UM-Kansas City 47 (1984-85) UA 68, SW Missouri 36 (1979-80)
31 UA 79, Texas-Arlington 48 (2001-02) UA 83, Texas Christian (1995-96) UA 105, Boston College 74 (1990-91) UA 85, Baylor 55 (1985-86) UA 82, Rice 51 (1983-84) UA 100, Murray State 69 (1982-83) UA 90, SW Louisiana 59 (1981-82) UA 66, SW Missouri 35 (1977-78)
30 UA 74, Texas Pan American 44 (2005-06) UA 97, St. Bonaventure 67 (1998-99)

TOP ARKANSAS LOSSES

35 or more points

54 La. Tech 82, UA 28 (1978-79)
49 Texas 110, UA 61 (1980-81)
46 LSU 91, UA 45 (2004-05) Tennessee 105, UA 59 (1991-92)
43 Tennessee 99, UA 55 (2007-08)
42 Texas 104, UA 62 (1984-85)
41 Alabama 102, UA 61 (1996-97)
40 Tennessee 77, UA 37 (2005-06)
40 La. Tech 74, UA 34 (1981-82)
39 Tennessee 83, UA 44 (2003-04)
39 Miss. College 86, UA 47 (78-79)
37 Texas 104, UA 67 (1988-89) Vanderbilt 98, UA 61 (2006-07) LSU 83, UA 46 (2007-08)
36 UConn 100, UA 64 (1998-99)
35 Vanderbilt 78, UA 43 (2004-05) Ole Miss 84, UA 46 (2001-02)

RAZORBACKS BY THE NUMBERS



Kristin Moore (02-06)
KEIRA PEAK (10-pres.)



Shanita Arnold (07-09)
KELSEY HATCHER (10-pres.)



Donna Wilson (86-88), Amy Wright (98-02), Dominique Washington (05-07), **JAMESHA TOWNSEND** (08-pres.)



Kristin Peoples (03-06), **SARAH WATKINS** (09-pres.)



Bettye Fiscus (81-85)
RETIRED 1986



Tracy Eaton (92-94), Christy Smith (94-98), Kendra Roberts (06-08), Chrisstasia Walter (10)



Amber Nicholas (88-92), Kela Peterson (01-03), Kristina Andjelkovic (04-06), Amanda Westbrook (10-11), **CALLI BERNA** (11-pres.)



Sandy Scranton (79-80), Steph. Bloomer (91-95), Roxanne McCrory (95-97), Krystal Osborne (98), Kiesha Beard (00-03), Sherree Thompson (03-06), **ASHLEY DANIELS** (08-pres.)



Leah Gordon (79-81), Tennille Adams (95-99), **JULIE INMAN** (08-pres.)



Donna Buccella (78-79), Mary Lynn Ederington (77-78), Kelly Lipe (79-80), Sha Hopson (90-92), Debbie Olivas (92), Cara Wright (01-02), Danielle Allen (03-07), Kristen Gillespie (09-10), **ERIN GATLING** (10-pres.)



Joyce Underdown (76-77), Debbie Roe (77-79), Connie Fitzgerald (79-80), Wendy Schopp (80-81), Tracy Webb (83-87), Yolanda Dickson (90-94), Tiffany Wright (94-98), Allison Singleton (04-05), Skye Rees (09-10)



Joni Johnson (76-78), Brenda Alexander (81-82), DeAnn Henry (82-84), Dianna Harris (84-85), Tina Adams (85-86), Dianna Harris (86-87), Angie Gore (87-91), Taqueta Robertson (93-97), Wendi Willits (97-01), Shameka Christon (00-04)



Camille Yancey (76-78), Marsha Johnson (78-79), Kathy Caton (79-80), Cheryl Orcholski (80-84), Stephanie Brinlee (85-86), Juliet Jackson (86-90), Angela Davis (91-93), Robin Alpe (94-96), India Lewis (99-03), Rochelle Vaughn (03-06), **DOMINIQUE ROBINSON** (09-pres.)



Peggy Price (77-79), Tammy Siefkes (79-80), Jan Lookadoo (80-81), Doris Gaiser (81-85), Kim Grisham (85-86), Maria Kidd (86-87), Lisa Martin (87-89), Shea Henderson (90-94), Kamara Stanclie (97-99), Dana Cherry (99-03), April Seggebruch (03-05), Melissa Hobbs (05-06), Tanisha Smith (06), **C'EIRA RICKETTS** (08-pres.)



Heritage Player (76-77), Tami Scherm (77-78), Marsha Johnson (79-80), DeAnn Henry (80-82), Sherri Boeller (82-83), Valecia Fore (83-84), Brenda Rhodes (84-85), Lillian Valley (85-87), Carrie Parker (93-97), Melissa Hobbs (04-05), Donica Cosby (06), Hailey Nutt (07-08), Ashley McCray (08-09), Caroline Powell (09-10)



Marsha Lackey-Vining (76-78), Connie Fitzgerald (80-83), Sheila Burkes (83-87), Marla Goshien (89-90), Allyson Twiggs (90-95), Shameka Christon (00-01), Leslie Howard (05-07), Brittney Richardson (07-10), **QUISTELLE WILLIAMS** (09-10)



Jeanette Cowherd (76-78), Lita Stricklin (79-80), Cecilia Roark (80-81), Michele Mabry (88-89), Sally Moore (89-91), Lonniya Bragg (97-01), Rochelle Vaughn (02-03), Brittney Vaughn (04-08), **JOEY BAILEY** (11-pres.)



Sheila Burns (76-77), Patrice Gilenwater (79-81), Blair Savage (89-93), Debbie Olivas (93-95), Sytia Messer (95-99)

ARE YOU MISSING FROM OUR LISTS?

The records for the first three varsity teams at the University of Arkansas are not complete, but we believe we have identified all the modern-era Razorbacks. If you find a mistake in our letterwinner or all-time jersey listings, please contact us to let us know. Also, if you played basketball for Arkansas in the pre-varsity era -- prior to 1976 -- we are looking for your information. Please contact Jeri Thorpe in Media Relations at (479) 575-5037 or jthorpe@uark.edu.

BEHIND THE NUMBERS

1 jersey number has never been used at Arkansas by the women's basketball team: 0 or 00.

2 numbers are retired at Arkansas, both in the year following the end of the careers of the only players to wear those numbers in school history: #5 (Bettye Fiscus) and #50 (Delmonica DeHorney).

15 players have worn two different numbers during their career. Sarah Pfeifer became the 15th to change when she moved from 33 to 40. The others: Melissa Hobbs (22 & 23), Rochelle Vaughn (21 & 25), Cara Wright (14 & 31), Shameka Christon (24 & 20), Celia Anderson (44 & 33), Debbie Roe (15 & 30), Debbie Olivas (14 & 30), Connie Fitzgerald (15 & 24), DeAnn Henry (20 & 23), Tammy Siefkes (22 & 32), Lita Stricklin (25 & 44), Tamara Mathis (33 & 52), Paula Phillips (42 & 52) and Carol Ann Riggs (33 & 35). Interestingly, Pfeifer becomes the first player ever to switch back, going from 40 to 33 in 2007-08.

14 athletes have worn #22, 13 wore #23 and 12 wore #32. Next, 10, and two Razorbacks each have worn #20 and #21. Only one has worn #2.

RAZORBACKS BY THE NUMBERS



Debra Cooper (76-77), Sherry Smith (77-78), Trisha Cooper (78-79), Mary Munsch (80-84), Cindy Daley (84-88), Coretta Chenault (88-90), Rochelle Masengill (91-95), Carla Rhodes (00-02), Cara Wright (02-03), Whitney Jones (05-08)



Tammy Thompson (76-77), Kathy Roland (77-78), Kathleen Caton (78-79), Lisa Harris (79-80), Tammy Siefkes (80-81), Dinah Dickerson (81-82), Debra Williams (82-86), Claudia Harris (86-87), Sue Pack (87-90), Kim Wilson (93-97), Christina Lawrence (04-05), Charity Ford (06-09)



Carol Ann Riggs (76-78), Monica Van Parys (78-82), Tamara Mathis (82-85), Lanell Dawson (85-87), Christi Willson (87-91), Karen Jones (94-98), Celia Anderson (98-01), Sarah Pfeifer (02-04, 07-), **LYNDSAY HARRIS (08-pres.)**



Deanna Barnes (76-77), Kelly Johnson (92-96), Karyn Karlin (96-00), Ayana Brereton (05-08)



Celeste Holman (76-77), Betsy Broyles (77-78), Sharon Delph (78-79), Treva Christensen (94-99), Shanna Harmon (00-04)



Karen Osborne (76-77), Kim Bunge (79-83), Bronwyn Wynn (85-87), Faye Dickerson (87-88), Janet Moore (89-91), Chrysti Jordan (91-92), Carrie Satterfield (95-99), Sarah Pfeifer (06-07)



Alison Muldrew (90-92), Amber Hudson (93)



Joy Dillard (76-79), Paula Phillips (80-82), Anne Luostarinen (82-84), Tracey Hutchinson (84-86), Robyn Irwin (86-89), Michelle Thacker (90-94), **JHASMINE BOWEN (11-pres.)**



Shannon Jones (92-94)



Lita Stricklin (78-79), Erma Greer (81-85), Shelly Wallace (85-89), Celia Anderson (97-98), Lakisha Harper (99-03), Adrienne Bush (03-06), Lauren Ervin (06-08), **QUISTELLE WILLIAMS (09-10)**



Melanie Browder (77-78), Toya Marshall (93-96), Katrina Nesby (99-04), Yashira Delgado (10)



Delmonica DeHorney (87-91) **RETIRED 1992**



Amanda Holley (81-84)



Tamara Mathis (81-82), Paula Phillips (82-83), Monica Brown (83-87), Wendy Norwood (87-89), Deborah Crosby (89-91), Shaka Massey (95-97), Joy Oakley (98-02)



Anissa Booker (91-92)



Ashlea Williams (07-09)



Brandi Whitehead (97-00), Ruby Vaden (02-04)

RAZORBACK LETTERWINNERS

156

Adams, Karen, 77
 Adams, Tenille, 96, 97, 98, 99
 Alexander, Brenda, 81, 82
 Allen, Danielle, 04, 05, 06, 07
 Alpe, Robin, 95, 96
 Anderson, Celia, 98, 99, 00, 01
 Andjelkovic, Kristina, 05, 06
 Arnold, Shanita, 08, 09
 Attwood, Renee, 77
 Bailey, Joey, 11
 Barns, Deanna, 77
 Beard, Kiesha, 02
 Berna, Calli, 11
 Bloomer, Stephanie, 92, 93, 94, 95
 Boeller, Sherri, 83

Bowen, Jhasmin, 11
 Bragg, Lonniya, 98, 99, 00, 01
 Brereton, Ayana, 06, 07, 08, 09
 Browder, Melonie, 78
 Brown, Monica, 84, 85, 86, 87
 Broyles, Betsy, 78, 79
 Buccella, Donna, 79
 Bunge, Kim, 80, 81, 82, 83
 Burkes, Sheila, 84, 85, 86, 87
 Burns, Sheila, 78
 Bush, Adrienne, 04, 05, 06
 Caton, Kathy, 79, 80
 Chenault, Coretta, 89, 90
 Cherry, Dana, 00, 01, 02, 03
 Christensen, Treva, 95, 97, 98, 99
 Christon, Shameka, 01, 02, 03, 04

Clark, George Anna, 80
 Cooper, Deborah, 77
 Cooper, Trisha, 79, 80
 Cosby, Donica, 07
 Cowherd, Jeanette, 77, 78
 Crosby, Deborah, 90, 91
 Daley, Cindy, 85, 86, 87, 88
 Daniels, Ashley, 09, 10, 11
 Davis, Angela, 92, 93
 Dawson, Lanell, 86, 87
 DeHorney, Delmonica, 88, 89, 90, 91
 Delgado, Yashira, 11
 Dickerson, Dinah, 82
 Dickerson, Faye, 88, 89
 Dickson, Yolanda, 91, 92, 93, 94

Dillard, Joy, 77, 78, 79
 Eaton, Tracy, 93, 94
 Ederington, Mary Lynn, 78
 Ervin, Lauren, 07, 08
 Fiscus, Bettye, 82, 83, 84, 85
 Fitzgerald, Connie, 80, 81, 82, 83
 Ford, Charity, 07, 08, 09, 10
 Fore, Valecia, 84
 Gaiser, Doris, 82, 83, 84, 85
 Gatlin, Erin, 10 (redshirt)
 Gillenwater, Patrice, 80, 81
 Gillespie, Kristen, 10 (redshirt)

THE FACE BEHIND THE RECORD



Sarah Pfeifer

Letters Won and Years Played

One of the most unique careers at Arkansas belonged to one of its most loyal players. Two season-ending injuries and an extension of her eligibility clock resulted in Pfeifer becoming the first player in school history to participate in six seasons and earn five varsity letters. She is also the only player to have played for three different coaches. Pfeifer may also have the title for most surgeries during a career -- five -- including three on her two shoulders. Along with her devotion to the team, she also earned her bachelor's and master's degrees and is the only player in SEC history to be named Scholar-Athlete of the Year twice. Note in this photo from her second sophomore season the tape work on her shooting arm which she utilized to avoid an in-season surgery.

Gordon, Leah, 80, 81
 Gore, Angie, 88, 89, 90, 91
 Goshien, Marla, 90
 Greer, Erma, 82, 83, 84, 85
 Grisham, Kim, 86
 Harmon, Shanna, 01, 02, 03, 04
 Harper, Lakishia, 00, 01, 02, 03
 Harris, Dianna, 85, 87
 Harris, Lisa, 80
 Harris, Lyndsay, 09, 10, 11
 Hatcher, Kelsey, 10 (redshirt)
 Henderson, Shea, 91, 92, 93, 94
 Henry, DeAnn, 81, 82, 83
 Hobbs, Melissa, 05, 06
 Holley, Amanda, 82, 83, 84
 Holman, Celese, 77
 Hopson, Sha, 91
 Howard, L'Anna, 79
 Howard, Leslie, 06, 07
 Hudson, Amber, 93
 Hutchinson, Tracey, 85
 Irwin, Robyn, 87, 88, 89
 Inman, Julie, 09, 10 (thru semester), 11
 Jackson, Juliet, 87, 88, 89, 90
 Johnson, Becky, 77
 Johnson, Kelly, 93, 94, 95, 96
 Johnson, Marsha, 79, 80
 Johnston, Joni, 77, 78
 Jones, Karen, 95, 96, 97, 98
 Jones, Shannon, 93, 94
 Jones, Whitney, 06, 07, 08, 09
 Jordan, Chrysti, 92
 Karlin, Karyn, 97, 98, 99, 00
 Keck, Pat, 77
 Lackey-Vining, Marsha, 77, 78
 Lewis, India, 00, 01, 02, 03
 Lipe, Kelly, 80
 Lookadoo, Jan, 81
 Luostarinen, Anne, 83, 84
 McCray, Ashley, 09, 10
 McCrory, Roxanne, 96, 97
 Marshall, Toya, 94

Martin, Lisa, 88, 89
 Mason, Kim, 77
 Masengill, Rochelle, 92, 93, 95
 Massey, Shaka, 96, 97
 Mathes, Kathy, 77
 Mathis, Tamara, 82, 83, 84, 85
 Messer, Sytia, 96, 97, 98, 99
 Moore, Janet, 90, 91
 Moore, Kristin, 03, 04, 05, 06
 Moore, Sally, 90, 91
 Muldrew, Alison, 91, 92
 Munsch, Mary, 81, 82, 83, 84
 Nesby, Katrina, 01, 02, 03, 04
 Nicholas, Amber, 89, 90, 91, 92
 Norwood, Wendy, 88
 Nutt, Hailey, 08
 Oakley, Joy, 99, 00, 01, 02
 Olivas, Debbie, 93, 94, 95
 Orcholski, Cheryl, 81, 82, 83, 84
 Osborn, Karen, 77
 Pack, Sue, 88, 89
 Parker, Carrie, 94, 95, 96, 97
 Peak, Keira, 11
 Peoples, Kristin, 04, 05, 06
 Peterson, Kela, 02, 03
 Pfeifer, Sarah, 03, 04, 05, 07, 08
 Phillips, Paula, 82, 83
 Powell, Caroline, 10, 11
 Price, Peggy, 78, 79
 Rees, Skye, 10, 11
 Rhodes, Brenda, 85
 Rhodes, Carla, 01, 02
 Richardson, Brittney, 08, 09, 10, 11
 Ricketts, C'eira, 09, 10, 11
 Riggs, Carol Ann, 77, 78
 Roark, Cecilia, 81
 Roberson, Taqueta, 94, 95, 96, 97
 Roberts, Kendra, 07, 08
 Robinson, Dominique, 10
 Roe, Debbie, 77, 78
 Rowland, Kathy, 78
 Satterfield, Carrie, 96, 97, 98, 99

Savage, Blair, 90, 91, 92, 93
 Scherm, Tamera, 78
 Schopp, Wendy, 81
 Scranton, Sandy, 79, 80
 Seggebruch, April, 04, 05
 Siefkes, Tammy, 80, 81
 Singleton, Allison, 05
 Smith, Christy, 95, 96, 97, 98
 Smith, Tanisha, 07
 Smith, Sherry, 78
 Stanclie, Kamara, 98, 99
 Stricklin, Lita, 79, 80
 Thacker, Michelle, 91, 92, 93, 94
 Thompson, Sheree, 05, 06
 Thompson, Tami, 77
 Torrence, Carolyn, 77
 Townsend, Jamesha, 09, 10, 11
 Twiggs, Allyson, 92, 93, 94, 95
 Underdown, Joyce, 77
 Vaden, Ruby, 03, 04, 05
 Valley, Lillian, 86
 Van Parys, Monica, 79, 80, 81, 82
 Vaughn, Brittney, 05, 06, 07, 08
 Vaughn, Rochelle, 03, 04, 05, 06
 Wallace, Shelly, 86, 87, 88, 89
 Walter, Christstasia, 11
 Washington, Dominique, 06, 07
 Watkins, Sarah, 10, 11
 Webb, Tracy, 84, 85, 86, 87
 Westbrook, Amanda, 11
 Whitehead, Brandi, 99, 00
 Williams, Ashlea, 08, 09, 10
 Williams, Debra, 83, 84, 85, 86
 Williams, Quistelle, 10, 11
 Willits, Wendi, 98, 99, 00, 01
 Willson, Christi, 88, 90, 91
 Wilson, Donna, 88, 89
 Wilson, Kimberly, 94, 95, 96, 97
 Wright, Amy, 99, 00, 01, 02
 Wright, Cara, 02, 03
 Wright, Tiffany, 95, 96, 97, 98
 Wynn, Bronwyn, 86, 87
 Yancey, Camille, 77, 78

RAZORBACK LETTERWINNERS

STATE-BY-STATE

ALABAMA: (1)	Hoover (Lyndsay Harris)
ALASKA: (1)	Homer (DeAnn Henry)
ARKANSAS: (99)	See listing below
CALIFORNIA: (4)	Chula Vista (Jamesha Townsend [Bonita Vista]), Delano (Shelly Wallace), Lake Elsinore (Kela Peterson), Los Angeles (Lauren Ervin)
FLORIDA: (3)	Kissimmee (Yashira Delgado [West Oaks Academy]), Pensacola (Dominique Washington), Sanford (Ashley McCray [Seminole])
GEORGIA: (1)	Clyattville (Keira Peak)
INDIANA: (3)	East Chicago (Tennille Adams), West Lafayette (Christy Smith), Williamsburg (Amy Wright [Northeastern])
ILLINOIS: (3)	Chicago (Kristin Moore), Cissna Park (April Seggebruch), Libertyville (Mary Munsch)
KANSAS: (3)	Hutchinson (Tammy Siefkes), Overland Park (Christine Gillespie [Shawnee Mission South]), Wichita (Jhasmin Bowen)
KENTUCKY: (1)	Louisville (C'eira Ricketts [Fairdale])
LOUISIANA: (2)	Baton Rouge (Dominique Robinson [Capitol]), Natchitoches (Taqueta Robertson)
MICHIGAN: (1)	Grad rapids (Quistelle Williams [Ottawa Hills])
MISSISSIPPI: (4)	Booneville (Dianna Harris), Coldwater (Donica Cosby [Independence], Ashley Daniels [Coldwater])
	McComb (Sheree Thompson)
MISSOURI: (10)	Independence (Sue Pack), Joplin (Treva Christensen), Kansas City (Roxanne McCrory [Center], Tanisha Smith [Lincoln Prep]), Moundville (Leah Gordon), Purdy (Jeannette Cowherd), Risco (Claudia Harris), Salem (Leslie Howard), Springfield (Ashlea Williams), Sullivan (Christina Lawrence)
	Fruitland (Karyn Karlin)
NEW MEXICO: (1)	Bartlesville (Kim Bunge), Bethany (Amanda Holley), Coweta (Michelle Thacker), Elk City (Fay Dickerson), Eufaula (Marsha Lackey Vining), Fort Cobb (Wendi Willits), Inola (Kathleen Caton), Lawton (Coretta Chenault), Muskogee (Kamara Stancle), Norman (Shanna Harmon [North]), Oklahoma City (Toya Marshall [John Marshall]), Poteau (Delmonica DeHorney), Tulsa (Angie Gore [Jenks]), Sand Springs (Stephanie Brinlee [Page]), Woodward (Melissa Hobbs), Vian (Stephanie Bloomer)
	Columbus (Kristin Peoples), West Chester (Cara Wright [Lakota West])
OHIO: (2)	Germantown (Sarah Watkins [Houston]), Knoxville (Tracy Eaton), Memphis (Angela Davis)
TENNESSEE: (3)	Amarillo (Lakishia Harper [Palo Duro]), Angleton (Ayana Brereton), Arlington (Shaka Massey [Sam Houston], Charity Ford [Seguin]), Cayuga (Brandi Whitehead), Celina (Valecia Fore), Corpus Christi (Karen Jones), Duncanville (Alison Muldrew), El Paso (Debbie Olivas [Eastwood]), Fort Worth (Deborah Crosby), Gunter (Joey Bailey), Irving (Chrysti Jordan), Palestine (Donna Wilson), Plano (Rochelle Masengill [East], Rochelle Vaughn [West], Brittney Vaughn [West]), Houston (Yolanda Dickson, Kiesha Beard [Willowridge]), San Antonio (L'Anna Howard, Tiffany Wright [Southwest]), Tyler (Bronwyn Wynn [John Tyler])
	Milwaukee (Cheryl Orcholski)
WISCONSIN: (1)	SERBIA: Belgrade (Kristina Andjelkovic)
INTERNATIONAL (3)	FINLAND: Helsinki (Anne Luosarinen)
	AUSTRALIA: Drouin (Skye Rees [Victoria])
	-- First athlete from state to play for Arkansas

ARKANSAS CITIES AND TOWNS

8 Little Rock	(Joni Johnson [MSM], Patrice Gillenwater [MSM], Doris Gaiser [McClellan], Erma Greer [McClellan], Michelle Mabry [MSM], Celia Anderson [Hall]), Kelsey Hatcher [CAC], Amanda Westbrook (Mt. St. Mary Academy)
6 Fayetteville	(Betsy Broyles, Carol Ann Riggs, Connie Fitzgerald, Wendy Norwood, Hailey Nutt, Cali Berna)
4 Fort Smith	(Redd Coleman [Northside], Allison Singleton [Southside], Kendra Roberts [N'side], Shanita Arnold [N'side])
Hot Springs	(Cindy Daley, Sha Hopson, Joy Oakley, Shameka Christon)
3 Mt. Home	(Kathy Rowland, Carrie Satterfield, Brittney Richardson)
N. Little Rock	(Robyn Irwin [Sylvan Hills], Christi Willson [Northeast], Whitney Zachariason [Central Arkansas. Christian])
Pine Bluff	(Kelly Lipe, Juliet Jackson, Dana Cherry)
2 Benton	(Trisha Cooper, Maria Kidd [Bauxite])
Bryant	(Marla Goshein, Sally Moore)
Carlisle	(Tami Scherm, Julie Inman)
Conway	(Sharon Delph, Caroline Powell)
Elkins	(Debbie Roe, Sandy Scranton)
Gravette	(Wendy Schopp, Blair Savage)
Hampton	(Cecilia Roark, Kimberly Wilson)
Harrison	(Georgia Clark, Danelle Allen)
	Huntsville (Sherry Smith, Sheila Burkes)
	Marvel (Camille Yancy [Acad.], Stacey Walls [Parkview])
	Prairie Grove (Tracey Hutchinson, Sarah Lundberg)
	Springdale (Tina Adams, Janet Moore)
	Van Buren (Marsha Johnson, Erin Gatling)
	West Helena (Lillian Valley [Central], LaKendra Spates [Central])
	West Memphis (Melanie Browder, Katrina Nesby)
1 Arkadelphia (Lonniya Bragg), Batesville (Tracy Webb), Bentonville (Robin Alpe), Blytheville (Whitney Jones), Carlisle (Julie Inman), Cave City (Sheila Burns), Clarksville (Dinah Dickerson), Charleston (Carrie Parker), Damascus (Lanell Dawson), Danville (Tamara Mathis), Dardanelle (Kelly Johnson), Deer (Shanon Jones), Dermott (Joy Dillard), Eudora (Debra Williams), Gentry (Allyson Twiggs), Greenwood (Paula Phillips), Green Forest (Joyce Underdown), Gurdon (Lita Stricklin), Heber Springs (Brenda Alexander), Huntington (Donna Buccella), Judsonia (Lisa Martin), Newark (Amber Nicholas), Osceola (Ruby Vaden), Ozark (Sarah Pfeifer), Plex Ridge (Jan Lookadoo), Russellville (Adrienne Bush), Royal (Kim Grishman [Lake Hamilton]), Rogers (Pat Keck), Rudy (Lisa Harris), Salem (Brittney Richardson), Siloam Springs (India Lewis), Star City (Shea Henderson), Texarkana (Christasia Walter [Arkansas]), Vilonia (Monica Van Parys [NLR]), Waldo (Sytia Messer), Warren (Mary Lynn Ederington), Wilmar (Brenda Rhodes), Wynne (Bettye Fiscus)	

TEAM CAPTAINS

Each coaching staff had different ways of selecting the team captains. Some chose before the start of the season, some changed during the year and others were voted on by the players after the end of the year.

SEASON	CAPTAINS
2010-11	Lyndsay Harris, C'eira Ricketts
2009-10	Charity Ford
2008-09	Ayana Brereton, Whitney Jones
2007-08	Brittney Vaughn, Lauren Ervin
2006-07	Brittney Vaughn, Sarah Pfeifer
2005-06	Rochelle Vaughn, Sarah Pfeifer
2004-05	April Seggebruch, Rochelle Vaughn, Sarah Pfeifer
2003-04	Rochelle Vaughn, Sarah Pfeifer
2002-03	India Lewis, Lakishia Harper, Shameka Christon
2001-02	Amy Wright, India Lewis, Lakishia Harper
2000-01	Wendi Willits, Amy Wright
1999-2000	Karyn Karlin, Brandi Whitehead
1998-99	Sytia Messer, Karyn Karlin, Treva Christensen
1997-98	Christy Smith, Sytia Messer, Karyn Karlin
1996-97	Kimberly Wilson, Christy Smith, Taqueta Roberson
1995-96	Kelly Johnson, Kimberly Wilson, Christy Smith
1994-95	Kelly Johnson, Debbie Olivas, Kimberly Wilson
1993-94	Shea Henderson, Michelle Thacker, Kelly Johnson
1992-93	Angela Davis, Blair Savage
1991-92	Amber Nicholas, Blair Savage
1990-91	Delmonica DeHorney, Angie Gore, Amber Nicholas
1989-90	Juliet Jackson
1988-89	Robyn Irwin, Shelly Wallace, Donna Wilson
1987-88	Cindy Daily, Shelly Wallace, Donna Wilson
1986-87	Tracy Webb, Monica Brown, Sheila Burkes, Bronwyn Wynn
1985-86	Tracy Webb, Sheila Burkes, Debra Williams
1984-85	Doris Gaiser, Bettye Fiscus
1983-84	Mary Munsch, Cheryl Orcholski, Amanda Holley
1982-83	Kim Bunge, Connie Fitzgerald
1981-82	Kim Bunge, Connie Fitzgerald, Monica Van Parys
1980-81	Kathy Caton, Tammy Siefkes, Lita Stricklin
1979-80	Kathy Caton, Tammy Siefkes
1977-78	Marsha Lackey-Vining, Carol Ann Riggs

(Our records before the NCAA era began -- 1982-83 -- are incomplete. Former Razorbacks are urged to contact the Athletic Media Relations Office (479-575-2751) with corrections and additions to this list of former captains.)

BASKETBALL STAFF MEMBERS



HEAD COACHES

Sharon Ogle, 1976-78
 Joan Henn, 1978-81
 Matilda Willis, 1981-84
 Gary Blair, 1993-2003
 Susie Gardner, 2003-07
 Tom Collen, 2007-present
 John Sutherland, 1984-93

ASSISTANT/ ASSOCIATE HEAD COACHES

Asst. Head Coach Tom Collen, 1993-97
 Assoc. HC Vic Schaefer, 2002-03
 Assoc. HC Tim Eatman, 2007-10

ASSISTANT COACHES

Judy Grayston, 1978-79
 Ann Keenan, 1979-80
 Barbara Foley, 1980-81
 Jeff Cohen, 1981-82
 Lisa Parker, 1982-83
 John Sutherland, 1982-85
 Joey Anders, 1984-85
 Journey Beard, 1984-85
 Tracey Mays Stehlik, 1985-93
 Don Paul, 1985-88
 Leslie Byrd, 1988-89
 Loy Moore, 1988-93
 Sue Donohoe, 1993-94
 Amber Nicholas Shirey, 1993-2007
 Kit Kyle, 1994-96
 Vic Schaefer, 1997-2003
 Rena Holden, 2003-2005
 Johnnie Harris, 2004-07
 Khadija Head, 2005-06
 Mike Neighbors, 2006-07
 Trenia Tillis, 1996-2000
 Kelly Bond, 2000-03
 Charity Elliott, 2003-04
 Zenarae Antoine, 2007-10
 Greg Collins, 2007-present
 Tari Cummings, 2011-present
 Nicki Collen, 2011-present

DIRECTOR OF BASKETBALL OPERATIONS

Mike Neighbors, 1999-2001
 Kelley Waters, 2001-2005
 Khadija Head, 2004-05, 2006-07
 Amber Shirey, 2007-present

STUDENT/GA COACHES

Kelly Lipe, 1983-84
 Tracy Webb, 1987-88
 Robyn Irwin, 1989-90
 Gail Streigler, 1990-91
 Jeannie Treat, 1991-92
 Amber Nicholas, 1992-93
 Blair Savage, 1993-94
 Debbie Olivias, 1995-96
 Kelly Johnson, 1996-97
 Alli Clark, 2003-05
 Allison Singleton, 2005-07
 Angie Nelp, 2007-08
 David Walker, 2008-10
 Ashlea Williams, 2010

MANAGERS

Morgan Abernathy, 2010
 Sammie Baird, 1982-86
 Haley Bestgen, 2006-10
 Nathan Bodenstein, 2005-07
 Chana Boyland, 1985-86
 Tina Brewer, 1984-85
 Sheila Burns, 1978-79
 Susanne Clark, 1991-94
 Amy Clement, 1994-98
 Jason Clemons, 1996-2000
 Amanda Coughlin, 2010
 Erin Cox, 2007-10
 Tom Halbmaier, Jr., 1994-97
 Ryanne Hartley, 2009-10t
 Rita Ivie, 1983-86
 Mike Jennings, 2010
 Brittney Johnson, 2002-05
 Karen Johnson, 1987-88
 Jason Jones, 1990-93
 M.J. Keeler, 2001-02
 Dianne Lewis, 1977-78
 Kelly Lipe, 1980-83

These images represent some of the earliest evidence of women's basketball at the University of Arkansas. Above, the 1908 team photo was given to Women's Athletics during the 25th anniversary season. Below at right, the 1909 team loads up for a road trip, and was the "Champions of the South" according to newspaper clippings.



ASSISTANT ATHLETIC TRAINERS

Kris Ring, 1996-99
 Sean Collins, 1999-2004
 Phill Vardimann, 2004-05
 Sarah Melby, 2005-06
 Jeremy Braziel, 2006-present

GA/STUDENT ATHLETIC TRAINERS

Trevor Carter, 1990-91
 Monique Butcher, 1990-91
 Traci Gardiner, 1990-92
 Kelli Sheffield, 1991-94
 Kim Kalina, 1992-94
 Christie Clem, 1998-99
 Dana Dethrow, 1989-91
 Shane Bjornberg, 2001-02
 John Parrigon, 2002-03
 Maggie Harrington, 2003-04
 Lucy Mansfield, 2004-05
 Melinda McNew, 2005-06
 Katie Weindinger, 2006-07
 Rea Tribble, 2007-08
 Katelyn Bishop, 2008-09
 JoAnn ???, 2008-09
 Kurt Andrews, 2009-10
 Adrienne Flemming, 2009-10

Kim Markham, 2001-02
 Cynthia Mathis, 1984-85
 Daisy Moore, 1992-93
 Morgan Myrick, 2010
 Martha Neal, 1987-91
 Grace Parker, 2008-present
 Emily Pearson, 2008-10
 Caroline Powell, 2008-09
 Peggy Price, 1979-81
 Amira Qaddoumi, 1997-2001
 Malina Qaddoumi, 1997-2001
 Gail Saulsbury, 1976-77
 Allison Singleton, 2001-2004
 Trudi Spencer, 2005-08
 Lisa Turner, 1978-79
 Marsha Van Parys, 1981-83
 Kristy Weathers, 1979-80
 David Weaver, 1994-98

HEAD ATHLETIC TRAINERS

Jerry Cohen, 1976-78
 Nancy Stevens, 1978-1989
 Sally Werner-Ferrel, 1989-94
 Ruth Harris DeBro, 1994-96
 Julie Cain, 1995-96

MEDIA RELATIONS

Glynda Duncan, 1976-78
 Ann O'Brien, 1978-80
 Charlie Fiss, 1980-84
 Maria Borgstrom, 1984-85
 Steve Wright, 1985-89
 Bill Smith, 1989-09
 Jeri Thorpe, 2009-present

VIDEO COORDINATORS

Jake Nelp, 2007-08
 David Walker, 2008-10
 Jeff Brazil, 2010-present

BASKETBALL HISTORY

EARLY ORIGINS

Women's basketball has been a part of the fabric of the University of Arkansas for almost a century. Teams of female students took to outdoor courts and peach baskets just after the turn of the century. While the women waited until 1976 for the first varsity team to officially represent the University, these early photos show how the game captured what was then deemed "the fairer sex" in action.

THE FIRST TEAM

As the photo at right illustrates, almost since the turn of the century, women have banded together to play basketball at the University of Arkansas. In fact, yearbook references to women's basketball pre-date men's basketball at Arkansas. There are photographs of at least three teams of women's basketball players prior to 1910. From the 1930s until the late 1950s, some of the nation's best AAU players and teams came from the state of Arkansas. After years of "extramural" women's basketball in the late 1960s and early 1970s at the University, the first varsity Razorback basketball team took the court in Barnhill Arena in 1976-77. Under Coach Sharon Ogle, these Razorbacks established the winning tradition at Arkansas with a 10-6 season. Composed of walk-ons, the 1976-77 team was undefeated in Barnhill Arena (6-0) and set a school record for largest margin of victory that may never be broken—79 points—with a 108-29 win over Bartlesville Wesleyan. Three walk-ons received aid to become the first scholarship women at Arkansas: Camille Yancey of Marvel, Pat Keck from Rogers, and Carol Ann Riggs of Fayetteville.




IN THE BROYLES TRADITION

The next season, the University of Arkansas awarded its first women's athletic scholarship to a freshman recruit. A local basketball star at Fayetteville High, Betsy Broyles, became the first Razorback high school recruit, one of 10 women recruited during the 1977-78 season. Wearing No. 30 for Arkansas, Betsy, daughter of former athletic director Frank Broyles, had her playing career cut short by an injury, but she did letter two seasons at Arkansas.

ARKANSAS' FIRST SUPERSTAR

Wynne, Arkansas', Bettye Fiscus arrived at the University in 1981, and Razorback basketball was never the same. Fiscus set the University record for scoring—man or woman—at 2,073 as Arkansas' first All-American. While NBA star Todd Day finally broke Fiscus' scoring mark, she still holds almost all the women's basketball career scoring records. Her jersey—No. 5—was the first retired by the University, receiving that honor in 1986.



FIRST NATIONAL CHAMPIONS

A senior-laden Razorback club that had advanced to the NCAA Tournament in 1986 received the snub of the committee in 1987. Behind co-captain guard Tracy Webb, the 1986-87 team wrecked its vengeance on the National Women's Invitational Tournament, sweeping through the postseason tournament to bring home the first team

national title for a women's squad at Arkansas. Arkansas averaged over 100 points per game for the tournament, crushing California, 112-80, in the championship game.

"DIALING" FOR TROPHIES

Arkansas and the Dial Soap Women's Basketball Classic series had a long, distinguished history. The Dial Classics were the longest-running series in women's hoops. Arkansas had the unofficial distinction of winning more Dial trophies than any team starting in Minnesota. In fact, the Razorbacks played in eight different Dial tournaments in eight seasons, winning trophies in six. This past record combined with increasing promotions led to Arkansas receiving the right to host one of the coveted tournaments, bringing the Dial series to Fayetteville in 1991 (photo above) until the series was disbanded in 1997.



THE SHOTS HEARD 'ROUND THE WORLD

On Feb. 23, 1990, Arkansas ended the longest conference winning streak in NCAA history by defeating the Texas Lady Longhorns, 82-77. The win broke UT's 183-game streak against Southwest Conference foes, and cleared the way for the first non-Texas SWC women's basketball titlist. It also ended the nation's longest active home win streak at 47 games. Senior guard Juliet Jackson, who hit six free throws in the closing minute to clinch the game, summed it up best: "We messed up all their streaks." The next week junior center Delmonica DeHorney was named Sports Illustrated women's college basketball player of the week.

ONLY SWC WOMEN'S TROPHIES OUTSIDE THE LONE STAR STATE

Arkansas was the first team to beat Texas and the first team to win a share, then later an outright, Southwest Conference championship besides the Lady Longhorns. In 1991, Arkansas also ended the Lone Star state's dominance of the SWC tournament by defeating Texas Tech for the title. These three trophies—the 1990 and 1991 SWC Championship and 1991 SWC Classic—are the only women's basketball trophies in captivity outside the state of Texas.



BASKETBALL HISTORY

160

DELMONICA DEHORNEY, ALL-AMERICAN

While Delmonica DeHorney may have several notable seconds in her resume—second Razorback player to have her jersey (50) retired, second Razorback to play professional basketball, second all-time leading scorer (1,785)—she claims one of the most significant firsts: the first Kodak All-American at the University of Arkansas. DeHorney also is in the record books as the all-time leader in field goal percentage and blocked shots for a career. Her domination in the paint carried Arkansas to the 1990 NCAA West Regional Finals and to the 1991 NCAA Sweet 16. A two-time SWC Player of the Year, Delmonica is the only women's basketball player in SWC history to earn three conference honors. She was SWC Newcomer of the Year as a freshman. DeHorney was inducted into the UA Hall of Honor in 2000.



BARNHILL CROWDS TO REMEMBER

Beginning with the 1989-90 season, the Razorbacks declared W.A.R. (Women's Attendance Record) on a select opponent. The first two W.A.R.s were against Texas, and resulted in the two largest crowds at Barnhill for a women's basketball game. Upon entering the SEC, Arkansas had a Border W.A.R. with LSU. W.A.R. IV featured the 24th-ranked Kentucky Lady Kats. Arkansas' feared home crowd worked its Barnhill magic in the last three W.A.R.s. The last two years were particularly dramatic as the Razorback fans rallied Arkansas from halftime deficits.



AN ALL-AMERICAN BY EVERY MEASURE

No other point guard in Arkansas history had a career that can match Newark's Amber Nicholas. In her four years, she never missed a game, playing 117 consecutive games, and she set the record for the most consecutive games started: 87. Nicholas set the school record for career assists, and her steady hand guided Arkansas to the best record of any four year period in school history. Named the MVP of the 1991 SWC

Tournament, Nicholas also earned three Dial MVP awards in consecutive seasons. One of the most beloved Razorbacks, Nicholas also was a two-time selection to the highly prestigious CoSIDA Academic All-America team and received an NCAA Postgraduate Scholarship. She was inducted into the Hall of Honor in 2002.

THE NATION COMES TO FAYETTEVILLE

At the end of the 1993-94 season, the University of Arkansas Women's Athletics Department hosted the first major NCAA championship event held in the state of Arkansas. The 1994 NCAA Division I Women's Basketball Midwest Regional set marks for regional attendance and hospitality. A true community project, one of the highlights was a street party and battle of the bands on the downtown square called Fayetteville Friday Night for the two teams in Saturday's championship game. Louisiana Tech advanced from Fayetteville to the Final Four with upsets of No. 1-ranked Tennessee and Lisa Leslie's USC Trojans.



A MOMENT IN TIME

As the Razorbacks prepared to move to Bud Walton Arena in December 1993, the Women's Athletics Department held a celebration of 17 years of women's hoops in Barnhill Arena with "A Moment in Time." The banquet held in Barnhill was attended by dozens of former Razorbacks, including three of the four career leaders. A special retrospective video tracing the Razorbacks and their winning tradition in Barnhill was screened as a part of the festivities.

THE CARDIAC KIDS

The 1994-95 season saw the Razorbacks return to the Associated Press Top 25 and the NCAA tournament, posting a 23-7 record. Arkansas did it by winning nine games in the closing minute, three games on last shots, with a team composed mostly of freshmen and sophomores.

A STREAK UNEQUALED

The first freshman recruit to start opening day at point guard for Arkansas, Christy Smith earned attention for her free throw shooting—89.9% to lead the nation—and her tenacious defense—leading the SEC in steals with 3.0 per game. But on Dec. 6, 1995, Smith took her first step toward a mark that might stand for all time. The 5-6 West Lafayette, Ind., point guard started that night against Alabama, and did not leave the court against a SEC opponent for the rest of the season. For all 11 regular season games and two SEC tournament games, Smith played 525 consecutive minutes—a feat unequaled by man or woman in the league. The 1995 SEC Freshman of the Year, Smith also became Arkansas' first woman named to the Associated Press All-America team as an honorable mention.

A PRESIDENTIAL VISIT


Usually, the national champion visits the President of the United States in the White House. On Dec. 9, 1996, President Bill Clinton visited the women's basketball team in their locker room during halftime of the men's game with Cincinnati. It may be the first time a sitting President has dropped in to the locker room of a collegiate women's basketball team, and as luck would have it, it was not the last time the Razorbacks posed with the President.



BASKETBALL HISTORY

DREAMS DO COME TRUE

On March 9, 1998, the Razorbacks wanted to get back into the NCAA Tournament. By March 27, 1998, they were in the NCAA Final Four, living the dream they had wished for years. Arkansas made NCAA Tournament history as the lowest seed -- #9 in the West -- to advance to the Final Four. They were the first unranked team in women's basketball history during the modern era to reach the Final Four. And, they were the lowest finishing team in conference play -- tied for sixth in the SEC -- to reach the Final Four. Arkansas did it all on the west coast, spending two whole weeks in the Bay Area.



Along the way, the Razorbacks beat three conference champions -- WAC, Pacific, Ivy and ACC -- and three ranked teams -- Hawai'i, Kansas and Duke -- to face conference rival Tennessee at Kansas City.

Arkansas played all four of its pre-Final Four games on late night TV, earning the nickname of Good Morning America's team. Every member of the team contributed to the run,

starting with a 24-point effort by Karyn Karlin in the opening round win over #20 Hawai'i, 76-70. Then it was freshman Wendi Willits' turn with a near-NCAA record six three-pointers to blow open Arkansas' second round contest with Harvard, 82-64. In the opening round games held at Stanford, Calif., Christy Smith had zero turnovers and 16 assists.



At the West Regionals in Oakland, junior Sytia Messer stepped to the front as Arkansas' leading scorer in both wins, earning herself the honor as the most outstanding player at the West Regional. Messer had 23 points as Arkansas used an impressive 54-point second half to dispatch Kansas, 79-63, in the Sweet 16. Fellow junior Treva Christensen announced herself with 14 points off the bench against Duke to earn all-tournament selection. Junior Tennille Adams was 6-of-9 with 14 off the bench including the go-ahead bucket in the closing minutes against Duke.

The defining moment belonged to Smith, as she calmly sank four free throws in the final seconds to send Arkansas to the Final Four for the first time with a 77-72 win over ACC champion Duke.

FIVE GAMES TO GLORY


When the 1999 season ended, Arkansas was 15-14 and 11th in the SEC. Leading scorer Karyn Karlin was out for the year with a torn ACL. Not the ending Cinderella hoped for after the Final Four. But Arkansas got a second chance with the WNIT, and by virtue of its sea-



son attendance was chosen to host the opener with SLC champion Northwestern State. Sophomore Lonniya Bragg, quiet most of the season, tore into NSU for a career-tying 22 points. Arena conflicts helped Arkansas host round two, and a late-season snowstorm led to the smallest crowd at Bud Walton for women's basketball (890). Those that braved the weather saw a sophomore class record 35 points as Okie Wendi Willits busted the Sooners in an overtime thriller, 97-93. The crowds began to pour back into Bud Walton, and Arkansas survived Rice, 76-70, in the quarterfinals thanks to 18 from Bragg. The WNIT picked Arkansas to host again, and the crowd and the Razorbacks did not disappoint as 9,041 saw 5-11 Bragg rack up a career-high 23 against the 6-5 and 6-4 posts of MVC runner-up Drake in a 80-56 rout. It set the stage for a titanic showdown at Walton with Wisconsin. An all-time record 14,163 paid to see Arkansas win the title behind an inspired senior performance from Kamara Stancle with 15 points and 13 rebounds. The victory was marred by the sudden illness and death of Sytia Messer's mother on the eve of the game.

AMERICA'S BEST THREE-POINT SHOOTER

Wendi Willits shattered all of Arkansas' three-point records during the 1998-99 season. More impressive, the 5-8 Fort Cobb, Okla., sophomore came within a single trey of breaking a previously thought unbreakable SEC record -- Cornelia Gayden's single season mark. Willits finished with 104, shooting 35.7% from the arc. Ranking top five in the nation in both percentage and production, Willits was chosen by the Basketball Hall of Fame as its Ed Steitz Award winner. Her uniform, complete with her trademark headband, was displayed for the 1999-2000 season at the Basketball Hall of Fame in Springfield, Mass. Her senior year, she became the No. 2 three-point scorer in SEC history as well as the all-time leader at Arkansas. Willits closed her career at the ESPN College Three-Point Shooting Contest, where she reached the Final Four.



DROPPING DIMES FOR RECORDS

Point guard Amy Wright started the second century of Razorback basketball by shattering a once-thought-untouchable record of 186 assists



in a season set by Donna Wilson in 1989. Wright's 198 led Arkansas back into the NCAA Tournament second round in 2001, and left her in striking distance for her senior season of the all-time leader, Amber Nicholas Shirey. For her final season, Wright not only took the career record early on, but she broke her own season mark to become the first woman to go over 200 in a season with 205 and close her career with 717.

BASKETBALL HISTORY

162

SECOND TO ONE, BUT SECOND TO NONE

Hot Springs, Ark., native Shameka Christon finished her four-year career at Arkansas as the first woman to threaten the all-time scoring mark of Bettye Fiscus and ended up second all-time with 1,951 points. However, in many ways Christon was second to none in her Arkansas career with many firsts. Early in her career Christon became the first Razorback women's basketball player to represent the United States at the World Championships and the first to win a gold medal on the world stage. As a senior, she was the first



Razorback named *Associated Press* All-America with her selection to the third team, surpassing Christy Smith's four times on the AP team, but as an honorable mention. Christon also became the first voted SEC Player of the Year (both coaches and AP), making her the second Razorback to take player of the year (Delmonica DeHorney in the SWC days). She closed out her time in Fayetteville by becoming the first Razorback taken as a first-round draft pick of the WNBA, going fifth overall to the New York Liberty. Christon added another first as the first Razorback to make an all-pro team as she was on the WNBA's Rookie Team in 2004.



IT WAS THE BEST OF TIMES... IT WAS THE WORST OF TIMES

Tom Collen returned as the head coach for the Arkansas women's basketball team in April 2007. Inheriting a team that had set the standard for best start to the first loss with a 15-1 run before setting the standard for futility with a 10-game losing streak, Collen had no expectations of another streak against a schedule including key road contests. After the first win in several years at Missouri, Arkansas came home to face Clemson -- the first ACC team in Walton Arena. Downing the Tigers, the Razorbacks faced the toughest test with NCAA participant Marquette in the finals of the Dartmouth tournament. Trailing by eight, Arkansas rallied for a two-point win. Riding a 14-game streak, the Razorbacks pummeled former SWC rival Texas Tech to close out the pre-conference schedule perfect. The 15-0 start broke the in-season winning streak of the 1990-91 SWC Championship team that set the school record for wins and percentage with a 28-4 finish. The 15 straight games also bested the 11-game run to close the 1998-99 and start the 1999-2000 season. Behind senior double-double averaging post player Lauren Ervin, Arkansas looked ready to vault its top 25 AP ranking back into the NCAA Tournament. Fate had different plans as Ervin tore her ACL in the SEC opener, ending her career as the second all-time double-double points-rebound player. The Razorbacks suffered several other injuries and stumbled to a 2-13 close.

HISTORIC CHANGES

On Jan. 1, 2008, the University of Arkansas brought together the men's and women's athletic departments. Starting with the new fiscal year in July 1, 2008, the women's sports teams dropped the usage of "Lady" and "Lady'Back" nicknames.



THE 30 GREATEST GAMES



#1A -- ARKANSAS 77, #8 DUKE 72 March 23, 1998

A total team effort. Christy Smith fulfills the dream of every little girl -- she must make the free throws to send Arkansas to the Final Four. Smith does not get to the line without Tennille Adams' offensive stick-back to put Arkansas ahead. Treva Christensen and Sytia Messer solidify their picks as All-West and West Region MVP. The game gives rise to two of the greatest moments in women's basketball history. The first came before the game. After a silent ride through the Oakland twilight, Gary Blair rose as the team bus halted. "Don't get off the bus if you don't expect to win," he said, then turned and left the bus. The second came after as Smith and Stancle fell to the floor at the end of the game. ESPN commentator Beth Mowens declared, "Do you believe in miracles?"



Texas coach Jody Conradt appears somber as an Arkansas' Juliet Jackson exits Friday after the Lady Razorbacks snapped UT's 153-game winning streak down the stretch to seal the victory.

Arkansas snaps UT women's streak
2-24-98
Arkansas' Juliet Jackson exits Friday after the Lady Razorbacks snapped UT's 153-game winning streak down the stretch to seal the victory.

#1B -- ARK. 82, #6 TEXAS 77

February 23, 1990

The clipping above from the *Dallas Morning News* says it all. Senior Juliet Jackson's clutch free throws ice the first loss by UT to a SWC member -- 183 consecutive games. Delmonica DeHorney led Arkansas with 26 points, eight boards and four blocks. Jackson had 19 points and seven assists, and of course, was 7-of-8 at the line -- 4-of-4 in the closing minute. DeHorney was national player of the week after the game, but those that were there will tell you the best part was seeing The Drum bathed in white -- not victory burnt orange -- lights.

#2 -- #22 ARK. 82, #2 LSU 72

January 19, 2003

The largest regular season crowd in school history (11,486) and ESPN watched as Arkansas won the first top 10 vs. top 10 game in school history. Arkansas' "Big Three" of Shameka Christon (25 points, 7 boards), India Lewis (19 points) and Dana Cherry (13 points, 12 rebounds) were joined with SEC all-freshman Ruby Vaden (13 points, 7 boards) as the Razorbacks dominated the second-ranked Tigers. LSU threatened late, but the comeback only served to add to the instant classic status of the game. Along with mark the best start in SEC play to date, LSU became the highest ranked team to lose to Arkansas.

#3 -- #22 ARK. 81, #7 GA. 70

March 18, 1990

Considered for years one of the top 10 upsets in NCAA women's tournament history, Arkansas goes to Athens, Ga., to stun the Lady Bulldogs behind 30 points from Juliet Jackson. Georgia's strategy was to shut down Delmonica DeHorney and Blair Savage inside and isolate Amber Nicholas outside. They dared Jackson to beat them, and she did by raining down 12-of-19 from the perimeter.

#4 -- ARK. 67, WISCONSIN 64

March 23, 1999

Don't try to tell the WNIT record crowd of 14,163 fans at Walton Arena that this was the game for 65th in the country. The back-and-forth battle with the Badgers was befitting any championship. Seniors Kamara Stancle and sophomore Wendi Willits score 15 each as the team wins one for Sytia Messer's mom who passed away 24 hours before the game.

#5 -- #22 ARK. 77, #6 TENN. 75

December 29, 1996

The Razorbacks make national headlines with their first-ever win over Tennessee. Sytia Messer holds Chamique Holdsclaw to a single field goal and only 7 points while Christy Smith and Kimberly Wilson go off for 21 points each. Wilson jumped on UT early, hitting her first three treys and giving Arkansas a 19-11 advantage. Defense was the difference as four turnovers keyed a 13-0 run by Arkansas, capped by a three-pointer by Sytia Messer for a 48-36 lead. Tennessee did not go away, rallying to within a point, 76-75, with :56 to play. The Lady Vols had one last chance to win the game, but missed an inside shot. Karen Jones pulled down the rebound of her life and was fouled by Tennessee. Jones' free throw in the final seconds gave Arkansas its final margin of victory.



#6A -- ARKANSAS 74, #7 SC 46

January 27, 2002

#6B -- ARK. 67, #8 VANDY 57

January 31, 2002

A combination entry because they are the first time that Arkansas defeated consecutive top 10 teams at Fayetteville, and because of the circumstances around the games. The Razorbacks stumbled at USC only three weeks earlier, 91-66, and thanks to some humbling early games were 1-6 to open SEC play. Not only did Arkansas turn the season around, it did it in convincing fashion. Forcing 26 turnovers, India Lewis and Dana Cherry had 17 each as UA meted out its worst beating of a ranked team during the regular season on USC. Four days later, Shameka Christon poured in 21 to lead Arkansas past Vanderbilt as the Razorbacks controlled the game start to finish.

#7 -- #1 TEXAS 71, ARKANSAS 70

February 18, 1984

The Texas win that wasn't. Arkansas scrapped with the top team in the nation, and got the opportunity of a lifetime with the ball and the clock running out at Barnhill Arena. Senior Amanda Holley's baseline jumper hangs in the air, hits the bucket, rolls around the rim and falls out as the horn sounds. The Razorbacks will have three more close calls with their arch-rivals, but a basketball generation will pass before Texas falls in 1990.



#8 -- #22 ARK. 90, UCLA 80 (OT)

March 14, 1990

Perhaps the most exciting overtime game in Arkansas history, the Razorbacks come back from a 10-point deficit late in the game to tie the contest and send it into overtime. Led by All-America candidate Rehema Stephens, UCLA had five players in double figures but the Bruins ran out of gas in the extra five minutes as Amber Nicholas (22 points) and Blair Savage (21 points) lead a 15-5 overtime run. Not only a memorable game, it was the first-ever win by Arkansas in the NCAA tournament and the first-ever NCAA tournament game hosted by Arkansas.

#9 -- ARKANSAS 79, KANSAS 63

March 21, 1998

The Cinderella story comes to life as Arkansas holds All-American Lynn Pride of Kansas scoreless to rally from a 32-28 halftime deficit. Sytia Messer leads the charge with a 17-point second half effort as Arkansas dominates KU, 51-31, in the final 20 minutes. After shooting only 36% in the first half, UA blisters the Jayhawks for 63% in the second.

#10 -- #6 TEXAS 101, ARK. 99

March 11, 1989

Quite simply, Southwest Conference fans say this may be the greatest championship game ever played -- men or women -- at the SWC Classic. The first-ever women's basketball game at Reunion Arena did not disappoint as the two teams produced near-flawless games. Each committed a season-low eight turnovers, and the 200 points scored were school records for combined score for both. Trailing 51-46 at half-time, Arkansas responded with 52.8% from the field led by a career game by Lisa Martin with 31 points. Four of Arkansas' starters were in double digits as Shelly Wallace added 20 points and 15 boards. Clarissa Davis saved the day with 36 for Texas.

#11 -- ARKANSAS 78, #10 FLA. 69

March 2, 2001

Arkansas rode a 10-game losing streak to the Gators into the second round of the SEC Tournament, but freshman Shameka Christon had 22 points, 11 rebounds and four stitches as the Lady'Backs jumped on Florida early. Arkansas led by as many as 20 before Christon departed the game with a busted lip. She returned, but not before Florida closed to within seven. Behind 22 from Wendi Willits and 10 from Lonniya Bragg, Arkansas went on a 7-0 run late to advance to the SEC Tournament semifinals for the first time in school history.

#12 -- #18 ARK. 73, #8 VU 71 (OT)

February 19, 1995

Kelly Johnson said she had never hit a game-winner at the buzzer in her life. She didn't get the chance to do so again in her career, but when Christy Smith laced the pass down low to Johnson, she buried the 15-foot baseline jumper as time expired to give Arkansas its first-ever win over Vandy. The photo, above, of Johnson's shot has become one of the most requested classic images in women's basketball history.

THE 30 GREATEST GAMES

164



#13 -- ARK. 80, MISS. STATE 73 March 4, 2005

Midway through the first half of Arkansas' opening game at the SEC Tournament, Susie Gardner's team looked headed for a blowout trailing by 17 points with 4:01 left in the first. Trimming the deficit to 11 at half, Arkansas held MSU scoreless almost four minutes to start the second and soon pulled within striking distance. A trio of sophomores led by Sarah Pfeifer were in double-digits to give Arkansas an eight-point lead with just under four minutes to play, a 25-point swing from the same point in the first half.

#14 -- ARK. 66, #23 SMSU 63 December 29, 1993

There are few things better than beating a rival, and even better when it comes unexpectedly. First-year head coach Gary Blair drew up the play for his freshman three-point sharpshooter Kimberly Wilson. With seconds left, Wilson calmly stroked the winning shot, breaking an unprecedented two-year losing streak to SMS. Wilson became the Bear stalker, posting a 4-0 career mark with SMS.

#15 -- CALIF. 66, ARKANSAS 62 March 21, 1982

Arkansas' first appearance at a national tournament almost became its first win. The host Golden Bears hold off a pesky Arkansas team in the opening round of the 1982 AIAW Championships. Tied 29-29 at halftime, turnovers and fouls are the undoing of Arkansas. The Razorbacks had 31 turnovers -- 11 more than Cal -- and leading scorer Bettye Fiscus fouls out with 17 points. Kim Bunge also has 17 points, but with four fouls.

#16 -- ARK. 73, OLE MISS 72 January 2, 1993

The first major victory in the SEC as the former SWC Champion defeats the defending SEC Champion Lady Rebels. As the photo at right shows, Shea Henderson is the star of the day as the Star City guard drives down the lane in the closing seconds to hit the game winner.

#17 -- ARKANSAS 97, OU 93 (OT) March 14, 1999

Fort Cobb, Okla., product Wendi Willits takes over the Border War between UA and OU. The second round Women's NIT match-up is a toe-to-toe physical battle. In the midst of a record-setting season of three-point shooting, Willits scores a career-high 35 points to lead Arkansas into the quarterfinals.

#18 -- #6 VANDY 81, ARK. 78 March 9, 2002

Shameka Christon had the greatest game at the University of Arkansas in over a generation, but her 40 points in 37 minutes played was not enough to overcome Vanderbilt at the Gaylord Entertainment Center in Nashville for the SEC Tournament semifinals. At the start of the second half, it looked like there wouldn't be much drama as Vandy extended its 44-26 halftime lead to 22-points, 52-30, with 17 minutes left. Then Christon took over, scoring a school record 28 points for a half. Arkansas cut the lead to one, 79-78, with 22 seconds left. Missed VU throws gave Arkansas the last shot, but with nine seconds to play Christon was called for a charge that allowed Vandy to shoot free throws for the final score.

#19 -- ARK. 52, #20 VU 51 (OT) January 8, 2006

Another Commodore OT heartache, but this one came in one of the most dramatic fashions as sophomore Brittney Vaughn sank the longest buzzer-beating shot in Walton Arena history to send this contest into OT. One of only three known end of the period half-court shots, Vaughn's 47-footer is the only one to close regulation. Vaughn was scoreless for 39:30, but her driving reverse layup trimmed the Vandy lead to three, 46-43, to set the stage for her game-tying heave. The night proved "vaughn-derful" as her sister Rochelle scored a career-high tying 22 points, including a pair of free throws with 13 seconds left in the overtime period to ice the victory for Arkansas.




#20 -- ARKANSAS 82, #17 PSU 78 January 9, 1999

In its first appearance on CBS, Arkansas does not disappoint. Karyn Karlin dominated the Lady Lions in the paint, scoring 18 points almost at will as Arkansas built a 15-point lead with eight minutes to play. Penn State rallied, and with two minutes left led by two points. Wendi Willits to the rescue with a 21-footer to put Arkansas back up by one, then a steal on the ensuing PSU possession that lead to a pair of free throws. The 5-0 Willits run put Arkansas up by three with 50 seconds to play.

#21 -- ARKANSAS 45, #24 KY 43 January 23, 1993

Undoubtedly the quirkiest win in Arkansas history. The Wildcats were returning to the top 25 for the first time in years, but the Razorbacks made sure the stay was short. It was an improbable win as Arkansas rode a five-game losing streak and was in jeopardy of losing three straight at home for the first time in school history. Defense was the key as Arkansas not only got the win, but did it in record-setting fashion. This was only the second game in Arkansas history in which no one was in double figures, and remains the only time Arkansas has won without a double-digit scorer. Shea Henderson led the team with nine points. Barnhill Arena and one of the Women's Athletics Department's W.A.R. (women's attendance record) promotions share credit for the win. At 5,391, it ranked as the fourth largest crowd to watch the Razorbacks in Barnhill Arena.



#22 -- ARKANSAS 71, #16 GA 63 February 8, 2004

Arkansas rode a three-game home losing streak for only the second time in school history into an ESPN game with #16 Georgia, but Susie Gardner continued her coaching mojo against her alma mater as the Razorbacks controlled the close game from start to finish. With only eight players on the bench due to injuries, UA was led by Shameka Christon with 28 points, a double-double from Rochelle Vaughn with 11 points and 12 assists and a near-double of 14 points and 9 rebounds from Kristin Moore.

#23 -- ARKANSAS 59, BAMA 58 February 2, 2003

India Lewis was known for her three-point shooting, but in her career at Arkansas she had not hit a game-winner until this afternoon in Tuscaloosa. Arkansas struggled most of the game, no player more than Lewis who entered the final seconds 0-for-7 from the field. Down by two, Lewis took the ball to her right, feinted a drive then stepped back for a fall-away 22-footer as the horn sounded. The win proved a turning point for the conference season, ending a three-game losing streak.

THE 30 GREATEST GAMES



#24 -- ARK. 61, #25 SMSU 60

December 10, 1994

For the second straight year, Arkansas knocks off top 25 SMSU, but this time it's in the Bears' den before 7,490. While Kimberly Wilson led with 19, it was Stephanie Bloomer who was the heroine. Bloomer hit a pair of free throws with 16.5 seconds to play for the win. The 6-3 post had 16 points and 13 rebounds in the game. Arkansas trailed by 10 early, and got its first lead with 2:22 left off a driving layup by Allyson Twiggs.

#25 -- ARKANSAS 79, OK ST. 70

February 16, 1982

Coach Matilda Willis called it her "Champagne Game" in the pregame press, but Oklahoma State was not so willing to give up Arkansas' first-ever 20-win season easily. It looked easy with a 43-29 lead at half, but the Cowgirls cut the spread to three, 69-66, with 3:17 to play. In turn, Bettye Fiscus, Connie Fitzgerald and Erma Greer stepped up with key buckets to pull away from OSU. For the game, Fiscus had 27, followed by Kim Bunge with 14 and Amanda Holley with 12 points and 10 rebounds.

#26 -- ARKANSAS 68, KSU 53

January 2, 1982




The first win for Arkansas over a top 20 ranked team. Bettye Fiscus and Amanda Holley turn in double-double games -- Fiscus an amazing 20 points with 18 rebounds and Holley 12 points with 11 rebounds. Cheryl Orcholski shares top scoring honors with 20 points of her own.

#27 -- ARK. 77, #25 BAMA 73

February 18, 1999

Arkansas had its Senior Day one game too late but the Razorbacks scored their first win ever at Coleman Coliseum with a 77-73 upset of 25th-ranked Alabama. Senior Sytia Messer scored a season high 21 points and senior Tennille Adams came off the bench for her second career double-double with 11 points and 10 rebounds. Alabama led by eight at halftime, but the lead wasn't enough to hold off Arkansas. The Razorbacks outscored Bama, 45-33, in the second half. Alabama crept back to within one, but freshman Amy Wright responded with a three-pointer to make it a four-point bulge, 71-67.



#28 -- #14 ARK. 76, #20 TEXAS 61

January 8, 1991

The rematch with Texas is more bust than dust-up as Delmonica DeHorney dominates the lane again and Amber Nicholas pours in the assists and outside shots. Arkansas controlled the game from tip to final horn. The win proves the victory previous year at Austin was not a fluke, and with Arkansas headed out of the SWC, this proves to be the only win over Texas at Barnhill Arena in school history. It results in the largest crowd at Barnhill Arena for a women's basketball game -- 6,819 fans. When Bud Walton Arena opens, this figure is eclipsed by the growth of women's basketball popularity thanks to the SEC.

#29 -- ARK. 83, #11 IOWA 57

November 23, 1997

The Reebok Classic at the Fleet Center in Boston, Mass., was the scene of a mugging as Arkansas shredded the 11th-ranked Hawkeyes. Kamara Stance scored 21 points in only her second game at Arkansas after transferring from Connors State JC. The Razorbacks defense forced 22 turnovers as Arkansas out-rebounded the much taller Hawkeyes, 39-22. Tennille Adams picked up her first double-double of her career with 13 points and 11 rebounds. Leading 38-29 at half, the Razorbacks crushed Iowa with a 13-0 run early in the second half and held the Hawkeyes scoreless for 4:43.



#30 -- ARK. 78, CLEMSON 68

March 15, 2002

A game in the books as much for an individual as the team as Shameka Christon scores 36 points in 33 minutes to lead the Razorbacks in the NCAA first round. The loss was the first ever for Clemson under Jim Davies in the first round, and Christon's 36 -- made more dramatic by an early first half injury that sidelined her for seven minutes -- gave the sophomore the second most points scored in consecutive games (see Game #18) in school history.

HALL OF HONOR - BETTYE FISCUS

The first of the true greats in Razorback history, Bettye Fiscus set the definition by which all other Arkansas women's basketball players are judged.

In a career of firsts, Fiscus received perhaps her final and most unique honor in 1994 when she became the first female athlete inducted into the University of Arkansas Sports Hall of Honor.

Fiscus was the first player to score over 1,000 points in a career, and broke the school record in only two seasons. She went on to become the only women's basketball player over 2,000 points, and until Razorback All-American and NBA standout Todd Day in the early 1990s, Fiscus was the university's all-time leading scorer.

Also one in a long line of Arkansas prep legends to play for the Razorbacks, she led her hometown of Wynne, Ark., to the AAA state title and was named player of the year by the Arkansas Democrat.

Her jersey number -- No. 5 -- was the

first to be retired by the University of Arkansas -- male or female -- and hangs in the Razorback trophy case, as well as in Barnhill Arena.

Even though her career ended in 1985, she still holds seven Arkansas overall individual records including total points, career scoring average, field goals and free throws and seven class records. When she completed her career, she not only was the all-time leading scorer, but the leader in rebounds as well with 785.

Adding to her career honors, she was inducted into the Arkansas Sports Hall of Fame in 2006.

She is married to former Arkansas men's basketball assistant, James Dickey.

IT'S NOT ALL ABOUT SCORING

While her career rebound mark of 785 did not last more than three years, Bettye remains No. 2 on the career rebound list and the top guard-wing rebounder. Notable Razorbacks below Bettye in boards: Kodak All-American Delmonica DeHorney and SEC Player of the Year Shameka Christon



Bettye Fiscus was Arkansas' first all-conference player, earning first-team all-SWC in 1982. She was a three-time all-SWC selection in her career, two-time all-SWC tournament and was selected to the SWC All-Decade Team

BETTYE DICKEY TODAY

Bettye Dickey remains a part of the great history of the Razorback program. She was the first player in university history to have her jersey retired in 1986.

To celebrate the end of the Barnhill Arena era and the opening of Bud Walton Arena, the Women's Athletics Department issued commemorative tickets for the first women's game in the new facility. Each ticket had the image of one of the four career leaders, and a special banquet was held to celebrate "A Moment in Time." Bettye was joined at the banquet by Amber Nicholas Shirey (UA's then assist leader) and Shelly Wallace, the only woman to break Bettye's mark for rebounds.

As a part of the 30th anniversary season of Razorback basketball, the University chose Bettye as its Southeastern Conference Great to be honored at the 2006 SEC Women's Basketball Tournament in North Little Rock.



Records held by Fiscus

Two decades later, Bettye Fiscus remains Arkansas' all-time scoring leader with 2,073 points, but the original star of the program still holds another seven individual records and seven class records.

CAREER

- Points, career: 2,073
- Scoring average, career: 18.5 ppg
- Field goals, career: 794
- Free throw attempts, career: 622
- Free throw attempts, season: 229
- Free throws, career: 485
- Free throws, season: 183

CLASS RECORDS

- Freshman pts., season (655) & game (37)
- Freshman rebs, season (282) & game (18)
- Freshman scoring ave.: 18.7
- Freshman rebound ave.: 8.1
- Sophomore rebound ave. (shared): 7.3

She also holds two records for SWC games only, career scoring average and season field goals.

BETTYE FISCUS' CAREER STATS

YEAR	GP-GS	FG-FGA	PCT.	3P-3PA	PCT.	FT-FTA	PCT.	REB	RPG	PF-DQ	A	TO	BK	ST	PTS	PPG
81-82	35-35	236-486	.486	n/a	-	183-229	.799	282	8.1	76-2	34	85	11	76	655	18.7
82-83	26-25	181-370	.489	n/a	-	114-151	.755	189	7.3	56-1	42	68	7	57	476	18.3
83-84	23-22	158-296	.534	n/a	-	72-94	.766	137	6.0	45-1	29	49	0	27	388	16.9
84-85	28-28	219-439	.500	n/a	-	116-148	.784	177	6.3	45-0	38	50	1	45	554	19.8
TOTAL	112-110	794-1591	.499	n/a	-	485-622	.780	785	7.0	222-4	143	252	19	205	2073	18.5

Perhaps the most notable aspect of Bettye Fiscus' career -- it came before the advent of the three-point shot.

HALL OF HONOR - DELMONICA DeHORNEY-HAWKINS

Delmonica DeHorney Hawkins became the second Razorback basketball player and the fourth overall inductee to the Arkansas Hall of Honor in September 2000. The first Kodak All-American at the University of Arkansas, DeHorney set the standard by which all future post players will be judged. The only player in Southwest Conference history to receive three player of the year honors during her career, DeHorney led Arkansas to its peak of domination of the SWC and onto the national stage as a top 10 team.

DeHorney exhibited her promise her first season at Arkansas, earning SWC Newcomer of the Year honors. Her sophomore season was limited due to injuries, but the 6-4 Poteau, Okla., product came back stronger than ever as a junior.

It was during the 1989-90 season that DeHorney and Arkansas became household words in the sports world. Leading Arkansas and the SWC in scoring and field goal percentage, DeHorney paced the Razorbacks to the first win over Texas by a conference opponent. The win at Texas broke a 183-game streak and the UT strangle-hold

on the conference title. As the SWC co-champions, Arkansas was selected for the NCAA tournament. DeHorney stepped up her game, earning All-NCAA West Regional team honors for her back-to-back 30-point games at the Stanford-hosted tournament. Arkansas reached the Elite Eight with DeHorney leading the way.

For her efforts, DeHorney was voted the SWC Player of the Year in 1990 as well as one of the 10 players selected by the WBCA for the Kodak All-America team.

As a senior, DeHorney proved herself again. Repeating as SWC Player of the Year, she led Arkansas to an undisputed SWC crown with a pair of wins over Texas and a 15-1 conference mark. Arkansas added the 1991 SWC Classic trophy to its collection to become the first team besides UT to win the postseason conference tournament. Ranked as high as 8th in the nation, Arkansas received a first-round bye in the 1991 NCAA Tournament, but was upset in the Sweet 16 by Lamar.



Records held by DeHorney

The post against all others are measured in Arkansas Razorback women's basketball history, Delmonica was one of the most accurate scorers in school history and the key to Arkansas leading the nation in field goal percentage during the 1990-91 season.

CAREER

Blocked shots, career: 235
 Blocked shots, season: 83
 Field goal %, career: 60.9%
 Field goal %, season: 63.2%

CLASS RECORDS

Junior points, season (581) & game (39)
 Freshman (7) and senior (6) blocked shots
 Junior scoring average: 20.0 ppg
 Junior season blocked shots: 83
 Senior season blocked shots: 70

She also holds the record for career scoring in SWC games only along with another 10 SWC game records.

ONE OF A KIND

In the storied history of the Southwest Conference, only one woman was voted by the league coaches to a player of the year honor three times in a career. Delmonica DeHorney was the SWC Newcomer of the Year as a freshman in 1988. An injury limited her playing time as a sophomore, but she returned full force as a junior and a senior to lead the league in scoring and earn the 1990 and 1991 SWC Player of the Year award. The first player twice voted first team all-conference, DeHorney was chosen SWC Player of the Week three times and all-tournament once. Her career was remembered years later as she was the only women's basketball player voted to the five-player first-team of the SWC All-Decade Team.

One of Delmonica's three blocks that were key to Arkansas' snapping the Texas 183-game win streak in SWC games in 1990.



DELMONICA HAWKINS TODAY

Married to Jackson Hawkins and the mother of two, Delmonica lives in Baltimore, Md., and works as a juvenile probation officer. Immediately after her playing career at Arkansas, she spent a season in Japan in professional basketball, then a brief time in France. She returned to Fayetteville for the retirement of her jersey, only the second in school history, before settling with her family in Baltimore.

DeHorney-Hawkins joined the Razorback women at the 2011 SEC Championship where she was honored as an SEC Great.



DELMONICA DEHORNEY'S CAREER STATS

YEAR	GP-GS	FG-FGA	PCT.	3P-3PA	PCT.	FT-FTA	PCT.	REB	RPG	PF-DQ	A	TO	BK	ST	PTS	PPG
87-88	28-22	146-243	.601	0-0	-	117-170	.688	167	6.0	98-9	6	50	54	30	409	14.6
88-89	26-4	75-145	.517	0-0	-	62-88	.705	94	3.6	78-4	14	28	28	4	212	8.2
89-90	29-28	219-349	.628	0-0	-	143-213	.671	203	7.0	97-7	24	57	83	21	581	20.0
90-91	32-32	227-359	.632	0-0	-	129-177	.729	177	5.5	77-2	13	72	70	31	583	18.2
TOTAL	115-86	667-1096	.609	0-0	-	451-648	.696	641	5.6	350-22	57	207	235	86	1785	15.5

HALL OF HONOR - AMBER NICHOLAS

While others may have better statistics, arguably no other Razorback has had the impact upon the Arkansas women's basketball program as Amber Nicholas Shirey. An All-SWC and Academic All-America player in the late 1980s and early 1990s, she is the first former women's player to become a full-time coaching staff member at Arkansas. As a result, she played a critical hand in recruiting and coaching the athletes who replaced her in the record books.

It seems fitting that the player to hold the Arkansas record for assists would have the best winning percentage in her career (over 75%) of any Razorback. In the process, her teams won 86 games, two SWC titles and made three NCAA appearances. Thanks in part to her 538 assists, her post players led the SWC in scoring twice.

She ended her career second in steals and one of only two players to rank in the top 10 in points, rebounds, steals and

assists. Nicholas can rightly lay claim to a stake in the 86 games won during her four years as she played in all 117 games and started a school-record 87 consecutive games. The 1991 SWC Tournament MVP, Nicholas also was a two-time CoSIDA Academic All-American and NCAA Post-Graduate Scholarship recipient.

Her legacy to the program continued as an assistant coach, working with guards like former SEC three-point accuracy champion Kimberly Wilson, former four-time AP All-American Christy Smith and three-point record holder Wendi Willits. She had the privilege to coach the woman who finished off her assist record, Amy Wright.



"MISS LADY'BACK"

During the program's 25th anniversary celebration, that's the headline on the newspaper article about Amber Nicholas Shirey. The label fits as no person has been involved in more games than any other individual in Arkansas history, 117 as a player, 27 as a graduate assistant coach and 436 as an assistant coach. That's a total of 580 games over a span of 19 years.

Records held by Nicholas

Of all the records that Amber Nicholas set during her career, which included virtually every assist and free throw mark, the two that speak to the essence of her game remain to this day. She is the only starting point guard to take her team to three consecutive NCAA tournaments and the only Arkansas player named MVP of the SWC Classic.

CAREER

Three-point percentage, career: 41.6%
 Three-point percentage, season: 47.7%
 Free throw percentage, career: 84.7%
 Consecutive games started: 87

CLASS RECORDS

It's somehow fitting that the consummate point guard of her era hold no class records. However, her post players, Delmonica DeHorney (junior season) and Shelly Wallace (senior season) hold the school class records for most points in a game, season and season scoring average.

A SCHOLAR AND AN ATHLETE

Recipient of several academic awards, Amber was the first Razorback to earn an NCAA Post-Graduate Scholarship. She also was the NCAA Woman of the Year from the state of Arkansas in 1992.

AMBER SHIREY TODAY

Honored by the university with selection to the University of Arkansas Sports Hall of Honor in 2002 as the third Razorback women's basketball player inducted, Shirey was also honored by the athletic department's as the Legend player at the 2003 Southeastern Conference Women's Basketball Tournament hosted in North Little Rock at ALLTEL Arena.

She married Fayetteville High softball coach Jason Shirey in 1999, and the Shireys have three children, a son, Ross, and daughters, Reese and Rheid.



AMBER NICHOLAS' CAREER STATS

YEAR	GP-GS	FG-FGA	PCT.	3P-3PA	PCT.	FT-FTA	PCT.	REB	RPG	PF-DQ	A	TO	BK	ST	PTS	PPG
88-89	30-3	79-178	.444	18-46	.391	26-31	.839	61	2.0	63-0	99	61	1	29	202	6.7
89-90	30-30	128-292	.438	31-71	.437	46-53	.868	131	4.4	69-4	169	116	3	67	333	11.1
90-91	32-32	152-308	.494	41-86	.477	53-66	.803	118	3.7	56-1	180	96	1	58	398	12.4
91-92	25-25	98-255	.384	31-88	.352	49-56	.875	118	4.7	60-2	89	100	1	66	276	11.0
TOTAL	117-90	457-1033	.442	121-291	.416	174-206	.845	428	3.7	248-7	537	373	5	220	1209	10.3

HALL OF HONOR - TRACY WEBB

The fourth Razorback women's basketball player inducted into the Arkansas Sports Hall of Honor, Tracy Webb Rice was the fiery leader of the basketball team during its climb to power in the Southwest Conference era.

Webb's scrappy play resulted in four consecutive 20-win seasons, the Razorbacks' first women's basketball NCAA tournament appearance and first major title with the 1987 National Women's Invitational Tournament.

The leader of a recruiting class that put Arkansas on the map, the Batesville, Ark., native stole more than the basketball during her four-year career.

Aside from 293 basketballs, Webb stole the show and the hearts of Arkansas fans as one of the most popular on-the-court personalities of the mid-1980s. The first true point guard star, Webb finished her career holding almost all the Razorback assist and steal records. She was the first Razorback player to earn "first team" All-Southwest Conference honors, a distinction that began her senior season.

She was also one of the first three Razorbacks named conference player of the week. Her junior-season team was

the first in school history to earn an NCAA berth, losing by a point at Missouri in the opening round, 66-65. Her senior season was exciting as the Razorbacks missed beating No. 1-ranked UT by a bucket in Fayetteville (59-56) and at the SWC Tournament (72-70), then was overlooked for a return trip to the NCAA. Fueled to prove they belonged in the NCAA, Webb's team crushed the WNIT field by a 16-point average as she was named the tournament MVP.

MAKING HER POINT


Back in the 1980s, the NCAA tournament was limited to only 32 bids, and as a result many great basketball players never reached the Big Dance. Such was the case for the 1986-87 Razorbacks and their leader, Tracy Webb. Snubbed by the NCAA committee, Webb and company headed west to Amarillo, Texas, and the National Women's Invitational Tournament on a mission. Not only did Arkansas want to win, the team crushed the opposition by a record-setting margin that stood until the end of the NWIT's existence. That same year, Webb had a profound impact on Arkansas' future as she impressed upon a young recruit, Amber Nicholas, her duty to stay home and take over for her at point guard.

TRACY RICE TODAY

After finishing her playing career at Arkansas, Tracy was a graduate assistant coach for the Razorbacks in 1987-88.

She worked for several years as a flight attendant for a major carrier. Married to Paul Rice and the mother of three, Webb lives in Hot Springs, Ark.

Tracy was the University of Arkansas' honored former player at the 2005 Southeastern Conference Women's Basketball Tournament in Greenville, S.C.



Records held by Webb

One of the first true point guards in Arkansas history, Tracy Webb set the standard by which future "1" players were measured. When she finished her career in 1987, she held almost every guard oriented career mark, including assists, steals and free throw percentage. She still holds these Arkansas marks.

CAREER

- Steals, career: 293
- Steals, season: 95
- Personal fouls: 323
- Class records
- Senior season steals: 95
- Senior game assists: 11

She also holds the record for career assists and career steals in SWC games, plus the career and season records for best free throw percentage in SWC games.



TRACY WEBB'S CAREER STATS

YEAR	GP-GS	FG-FGA	PCT.	3P-3PA	PCT.	FT-FTA	PCT.	REB	RPG	PF-DQ	A	TO	BK	ST	PTS	PPG
83-84	27-5	69-158	.437	n/a	—	75-109	.688	59	2.2	86-4	61	96	4	51	213	7.9
84-85	28-27	127-264	.481	n/a	—	102-142	.718	96	3.4	79-6	104	126	1	68	356	12.7
85-86	30-29	148-353	.419	n/a	—	91-130	.700	117	3.9	87-5	86	98	1	70	327	12.6
86-87	32-30	165-358	.461	1-7	.143	116-145	.800	116	3.6	73-5	173	135	0	95	447	14.0
TOTAL	117-91	509-1133	.449	1-7	.143	384-526	.730	388	3.3	325-20	424	455	6	284	1343	11.5

HALL OF HONOR - CHRISTY SMITH

The fifth Razorback women's basketball player inducted into the Arkansas Sports Hall of Honor, Christy Smith lives forever in the memories of women's basketball fans for her heroic leadership of the 1998 NCAA Final Four team.

She became the first Razorback to lead the nation in a NCAA statistical category by shooting 89.9% at the free throw line as a freshman. Yet, one of her 15 missed free throws that season cost Arkansas a chance to advance to overtime versus Ole Miss. That loss put Arkansas at 1-3 for SEC games, but Smith would not be denied and led Arkansas on a 6-1 finish to give the Razorbacks their best SEC finish in school history, 7-4, tied for fourth overall.

As a sophomore, Smith had the best single free throw shooting game in Division I for the 1995-96 season, a 15-of-15 effort to defeat Ohio State in the preseason WNIT. Arkansas roared to a program-best start of 13-1, but the team

faltered when Smith tore her ACL at Kentucky midway through conference play. Without Smith, the team accepted a NWIT berth.

Upon her return, Arkansas opened 12-1 including Smith leading the Razorbacks' first-ever win over Tennessee, but a tough close made Arkansas the bubble team left out of the NCAA Tournament.

In her final season, Smith rallied Arkansas again into a NCAA bid, but with a ninth seed and the unenviable assignment to the Stanford-hosted subregional it appeared Smith would end her career short of her dream. But two flawless games from the West Lafayette, Ind., guard -- zero turnovers -- put Arkansas into the West Regional at Oakland. Defeating Kansas in the Sweet 16, and struggling from behind against eight-ranked Duke, Smith fulfilled her destiny appropriately at the free throw line. In the waning seconds, Duke fouled Smith twice and she calmly sank all four to send Arkansas to the Final Four in Kansas City. It remains to this day the only time an unranked team reached the Final Four.

Smith closed her career second all-time in assists and fifth in scoring. Only 31 assists shy of her coach Amber Nicholas' record, she certainly would have closed No. 1 in assists without her knee injury. She remains the highest scoring point guard in school history.

Along with her All-SEC honors, Christy was a member of the inaugural AP Women's All-America Team in 1995. She was a four-time honorable mention AP All-American, a feat made more notable by her season ending knee injury in 1996.



Records held by Smith

The highest scoring point guard in Arkansas history, Smith was one of the most accurate free throw shooters in the nation during her career. In fact, she led Division I in 1994-95 for the season and had the single best game in all of Division I in 1995-96.

CAREER

Three-point pct., half: 100% (5-of-5)
 Free throw percentage, season: 89.9%
 Free throw pct., game: 100% (16-of-16)
 Free throw pct., half: 100% (12-of-12)

CLASS RECORDS

Freshman steals, season: 89


In addition to these records, Smith holds another 14 records for SEC games only including career free throws, career free throw percentage and career consecutive SEC starts -- 43. In fact, she is the only Razorback to start every SEC game of her career that she was able to play.

CHRISTY SMITH TODAY

Following her trip to the Final Four, Smith was a second round draft pick of the Charlotte Sting, and as the starting point guard for the franchise led the Sting to the WNBA Playoffs. Injuries limited her playing time the following season and eventually ended her professional career.

Smith was the fifth Razorback women's basketball player selected by the A-Club membership for inclusion in the Arkansas Hall of Honor. She was inducted in 2005.

She and former Razorback defensive back Jeromy Flowers have three children.



Perhaps the most famous picture in Arkansas history: Christy Smith falls to her knees at center court of the Oakland Coliseum after dribbling out the final seconds of Arkansas' win over Duke to advance to the Final Four.

CHRISTY SMITH'S CAREER STATS

YEAR	GP-GS	FG-FGA	PCT.	3P-3PA	PCT.	FT-FTA	PCT.	REB	RPG	PF-DQ	A	TO	BK	ST	PTS	PPG
94-95	30/30	117/307	.381	40/113	.354	134/149	.899	76	2.5	60/1	133	134	2	89	408	13.6
95-96	22/22	111/276	.402	31/102	.304	110/138	.797	73	3.3	47/0	97	88	1	44	363	16.5
96-97	28/27	100/273	.366	45/134	.336	98/121	.810	68	2.4	57/0	131	82	1	52	343	12.3
97-98	31/31	93/255	.365	40/116	.345	119/143	.832	77	2.5	67/0	146	89	2	54	345	11.1
TOTAL	111/110	421/1111	.379	156/465	.336	461/551	.837	294	2.7	231/1	507	393	6	239	1459	13.1



2011-12 RAZORBACKS

Arkansas Women's Basketball
Opponents

OPPONENTS - NON CONFERENCE

172

NEWMAN UNIV. (EXH.)

Wednesday, Nov. 2 at Bud Walton Arena (19,200)

Location: Wichita, Kan.
Enrollment: 3,012
Colors: Blue and Crimson
Nickname: Jets
Home Arena (Cap.): Fugate Gymnasium (1,242)
2010-11 Record: 18-9
2010-11 Conf. Rec./Place: 9-1/1st/Heartland
2010-11 Postseason: None
Final Ranking: Not Ranked
Starters Returning/Lost: 3/2
Head Coach: Jaime Green (Mo. Southern, 2003)
School Record: 18-9 (1)
Career Record: 99-30 (4)
Media Relations: Scott Nuss
Email: nuss@newmanu.edu
Office: 316-942-4291, ext. 2435
Cell: 620-382-4599
Press Row: Not Available
On-Line: NewmanJets.com
Series: First Meeting



FLORIDA STATE

Sunday, Nov. 13 at Daytona Beach, Fla. -- WBI Tip-Off Classic

Location: Tallahassee, Fla.
Enrollment: 40,838
Colors: Garnet and Gold
Nickname: Seminoles
Arena (Cap.): Donald L. Tucker Center (12,100)
2010-11 Record: 24-8
2010-11 Conf. Rec./Place: 11-3/3rd ACC
2010-11 Postseason: NCAA Second Round
Final Ranking: 15 (AP)/20
Starters Returning/Lost: 3/2
Head Coach: Sue Semrau (UC-San Diego, 1985)
School Record: 236-174 (14)
Career Record: 236-174 (14)
Media Relations: Zach Stipe
Email: zstipe@fsu.edu
Office: 850-645-7683
Cell: 850-228-7583
Press Row: Not Available
On-Line: Seminoles.com
Series: First Meeting



MINNESOTA

Friday, Nov. 11 at Daytona Beach, Fla. -- WBI Tip-Off Classic

Location: Minneapolis, Minn.
Enrollment: 50,402
Colors: Maroon and Gold
Nickname: Golden Gophers
Home Arena (Capacity): Williams Arena (14,625)
2010-11 Record: 12-18
2010-11 Conf. Rec./Place: 4-12/9th/Big 10
2010-11 Postseason: None
Final Ranking: Not Ranked
Starters Returning/Lost: 4/1
Head Coach: Pam Borton (Defiance Coll., 1987)
School Record: 246-154 (14)
Career Record: 177-108 (10)
Media Relations: Sarah Turcotte
Email: starasew@umn.edu
Office: 612-624-1023
Cell: 612-910-2564
Press Row: Not Available
On-Line: GopherSports.com
Series: Arkansas leads 1-0



TEXAS-ARLINGTON

Wednesday, Nov. 16 at Bud Walton Arena (19,200)

Location: Arlington, Texas
Enrollment: 26,500
Colors: Royal Blue and Orange
Nickname: Mavericks
Home Arena (Capacity): Texas Hall (3,600)
2010-11 Record: 8-20
2010-11 Conf. Rec./Pl.: 5-11/4th West Southland
2010-11 Postseason: None
Final Ranking: Not Ranked
Starters Returning/Lost: 1/3
Coach: Samantha Morrow (Texas Wesleyan, 1981)
School Record: 64-57
Career Record: 64-57
Media Relations: Kristyna Mancias
Email: kmancias@uta.edu
Office: 817-272-2213
Cell: 956-648-1109
Press Row: 817-272-3795
On-Line: UTAMavs.com
Series: Arkansas leads 4-0



SOUTH FLORIDA

Saturday, Nov. 12 at Daytona Beach, Fla. -- WBI Tip-Off Classic

Location: Tampa, Fla.
Enrollment: 46,612
Colors: Green and Gold
Nickname: Bulls
Arena (Cap.): Sun Dome (10,411)
2010-11 Record: 12-18
2010-11 Conf. Rec./Place: 3-13 Big East
2010-11 Postseason: None
Final Ranking: Not Ranked
Starters Returning/Lost: 3/2
Head Coach: Jose Fernandez (FIU, 1994)
School Record: 170-168 (11)
Career Record: 170-168 (11)
Media Relations: Charlie Terenzi
Email: cterenzi@usf.edu
Office: 813-974-5755
Cell: 813-480-3766
Press Row: Not Available
On-Line: GoUSFBulls.com
Series: First Meeting



JAMESHA
TOWNSEND

OPPONENTS - NON CONFERENCE

UTAH

Sunday, Nov. 20 at Bud Walton Arena (19,200)

Location: Salt Lake City, Utah
Enrollment: 30,819
Colors: Crimson and White
Nickname: Utes
Arena (Capacity): Huntsman Center (15,000)
2010-11 Record: 18-17
2010-11 Conf. Rec./Place: 7-9/t4th MVC
2010-11 Postseason: None
Final Ranking: Not Ranked
Starters Returning/Lost: 11/2
Head Coach: Anthony Levretts
School Record: 18-17 (1)
Career Record: 18-17 (1)
Media Relations: Brooke Frederickson
Email: bfrederickson@huntsman.utah.edu
Office: 801-581-8302
Cell: 801-493-9254
Press Row: 801-581-6657
On-Line: UtahUtes.com
Series: Tied 1-1



STEPHEN F. AUSTIN

Tuesday, Dec. 6 at Bud Walton Arena (19,200)

Location: Nacogdoches, Texas
Enrollment: 12,954
Colors: Purple and White
Nickname: Ladyjacks
Arena (Cap.): William R. Johnson Col. (7,203)
2010-11 Record: 12-18
2010-11 Conf. Rec./Place: 9-7/3rd Southland
2010-11 Postseason: None
Final Ranking: Not Ranked
Starters Returning/Lost: 3/2
Head Coach: Brandon Schneider (Way. Baptist, '95)
School Record: 12-18 (1)
Career Record: 318-90 (13)
Media Relations: Kenny Bybee
Email: bybeeka@sfasu.edu
Office: 936-468-5800
Cell: Not Available
Press Row: 936-468-4635
On-Line: SFAJacks.com
Series: Arkansas leads 7-0



GRAMBLING STATE

Friday, Nov. 25 at Bud Walton Arena (19,200)

Location: Grambling, La.
Enrollment: Not Available
Colors: Black and Gold
Nickname: Tigers
Arena (Capacity): Fred C. Hobdy Arena (7,500)
2010-11 Record: 15-16
2010-11 Conf. Rec./Place: 10-8 SWAC
2010-11 Postseason: None
Final Ranking: Not Ranked
Starters Returning/Lost: Not Available
Head Coach: Donnita Drain-Rogers
School Record: 15-16 (1)
Career Record: Not Available
Media Relations: TBA
Email: TBA
Office: 318-274-6562
Cell: TBA
Press Row: Not Available
On-Line: GSUTigers.com
Series: Arkansas leads 5-0



ORAL ROBERTS

Saturday, Dec. 10 at Bud Walton Arena (19,200)

Location: Tulsa, Okla.
Enrollment: 3,259
Colors: Vegas Gold, Navy Blue and White
Nickname: Golden Eagles
Home Arena (Capacity): Mabee Center (10,575)
2010-11 Record: 23-11
2010-11 Conf. Rec./Place: 16-2/1st Summit
2010-11 Postseason: WNIT Third Round
Final Ranking: Not Ranked
Starters Returning/Lost: 5/0
Head Coach: Jerry Finkbeiner (S. Nazarene, '80)
School Record: 253-197 (16)
Career Record: 454-232 (22)
Media Relations: Rob Walden
Email: rwalden@oru.edu
Office: 918-495-7094
Cell: 864-200-0690
Press Row: 918-495-7800
On-Line: ORUGoldenEagles.com
Series: Arkansas leads 15-8



MIDDLE TENNESSEE STATE

Saturday, Dec. 3 at Murphy Center (11,520)

Location: Murfreesboro, Tenn.
Enrollment: 26,432
Colors: Royal Blue and White
Nickname: Blue Raiders
Home Arena (Capacity): Murphy Center (11,520)
2010-11 Record: 23-8
2010-11 Conf. Rec./Place: 14-2/1st East Sun Belt
2010-11 Postseason: NCAA First Round
Final Ranking: NR (AP)/t37th
Starters Returning/Lost: 4/1
Head Coach: Rick Insell (MTSU, 1977)
School Record: 148-47 (7)
Career Record: 148-47 (7)
Media Relations: Travis Woods
Email: woods@goblueraiders.com
Office: 615-898-5270
Cell: 615-663-2115
Press Row: 615-898-2807
On-Line: GoBlueRaiders.com
Series: Arkansas leads 2-0



MORGAN STATE

Monday, Dec. 19 at Bud Walton Arena (19,200)

Location: Baltimore, Md.
Enrollment: 7,500
Colors: Orange and Blue
Nickname: Bears
Home Arena (Capacity): Hill Field House (4,250)
2010-11 Record: 17-15
2010-11 Conf. Rec./Place: 10-6/t2nd MEAC
2010-11 Postseason: None
Final Ranking: Not Ranked
Starters Returning/Lost: 1/4
Head Coach: Donald Beasley (Morgan St., 1984)
School Record: 93-89 (6)
Career Record: 93-89 (6)
Media Relations: Kevin Paige
Email: ravenspr26@aol.com
Office: 443-885-3009
Cell: Not Available
Press Row: Not Available
On-Line: MorganStateBears.com
Series: First Meeting



OPPONENTS - NON CONFERENCE

174

TEXAS SOUTHERN

Wednesday, Dec. 21 at Bud Walton Arena (19,200)

Location: Houston, Texas
Enrollment: 9,500
Colors: Maroon and Gray
Nickname: Tigers
Home Arena (Capacity): H&PE Arena (8,100)
2010-11 Record: 5-24
2010-11 Conf. Rec./Place: 3-15/9th SWAC
2010-11 Postseason: None
Final Ranking: Not Ranked
Starters Returning/Lost: 4/1
Coach: Yolanda Wells-Broughton (Grambling, 1995)
School Record: 28-62 (3)
Career Record: 28-62 (3)
Media Relations: Herman Shelton
Email: sports@tsu.edu
Office: 713-3130-6829
Cell: 281-685-5443
Press Row: Not Available
On-Line: TSU.edu/Athletics
Series: Arkansas leads 3-1

MISSISSIPPI VALLEY STATE

Wednesday, Dec. 28 at Bud Walton Arena (19,200)

Location: Itta Bena, Miss.
Enrollment: TBA
Colors: Forest Green, White and Red
Nickname: Devillets
Arena (Capacity): RW Harrison HPER (10,000)
2010-11 Record: 14-17
2010-11 Conf. Rec./Place: 11-7/5th SWAC
2010-11 Postseason: None
Final Ranking: Not Ranked
Starters Returning/Lost: Not Available
Head Coach: Nate Kilbert (MVSU, 1987)
School Record: Not Available (20)
Career Record: 194-183 (10)
Media Relations: Not Available
Email: Not Available
Office: 662-254-9041 (main campus)
Cell: Not Available
Press Row: Not Available
On-Line: MVSU.edu/Athletics
Series: Arkansas leads 7-0

SIU-EDWARDSVILLE

Thursday, March 8 at the Vadalabene Center (4,000)

Location: Edwardsville, Ill.
Enrollment: 14,235
Colors: Red and White
Nickname: Cougars
Arena (Capacity): Vadalabene Center (4,000)
2010-11 Record: 11-19
2010-11 Conf. Rec./Place: N/A
2010-11 Postseason: None
Final Ranking: Not Ranked
Starters Returning/Lost: 4/1
Head Coach: Amanda Levens (Ariz. State, 2002)
School Record: 24-64 (3)
Career Record: 24-64 (3)
Media Relations: Eric Hess
Email: ehess@siue.edu
Office: 618-650-3608
Cell: 618-558-4112
Press Row: 618-558-4112
On-Line: SIUECougars.com
Series: Arkansas leads 1-0



ASHLEY DANIELS (12) AND SARAH WATKINS



2011-12 RAZORBACKS

COLLEN VERSUS THE OPPONENTS

TEAM	W	L	TEAM	W	L	TEAM	W	L
Air Force	11	0	Indiana	2	1	Rice	3	0
Akron	1	0	Indiana State	1	0	Rutgers	2	1
Alabama	4	2	Iona	1	0	Sacramento State	2	0
Alabama State	1	0	IPFW	1	0	Sam Houston State	2	0
Alabama-Birmingham	2	0	Jackson State	2	0	San Diego State	4	2
Alcorn State	1	0	Kansas	0	1	San Jose State	2	0
Arizona	1	1	Kansas State	1	1	Santa Clara	1	1
Arizona State	1	1	Kentucky	4	6	Seton Hall	2	0
Auburn	2	6	Lamar	1	0	SIU-Edwardsville	1	0
Austin Peay	1	0	La-Monroe	1	0	South Carolina	2	2
Ball State	1	0	LaSalle	1	0	South Florida	2	1
Belmont	1	0	Lipscomb	1	0	South Florida	0	1
Brigham Young	9	2	Long Beach State	1	0	Southern California	1	1
Butler	2	0	Louisville	1	0	Southern Methodist	4	2
Cal State Fullerton	1	0	Loyola Marymount	1	0	Southern Mississippi	2	0
Cal State Northridge	1	0	LSU	2	6	St. Bonaventure	1	0
California	1	1	Maine	1	0	St. Francis	1	0
Charlotte	2	0	Marquette	5	3	St. Johns	2	1
Chattanooga	0	1	Maryland	1	0	St. Louis	3	0
Cincinnati	5	1	Memphis	6	0	Stetson	1	0
Clemson	1	0	Michigan	0	1	SW Missouri State	1	0
Cleveland State	0	1	Middle Tennessee State	1	0	Syracuse	4	0
Colorado	3	0	Minnesota	1	0	TCU	3	3
Connecticut	0	4	Mississippi State	3	1	Tennessee	0	4
Coppin State	1	0	Mississippi Valley State	2	0	Tennessee State	1	0
Dartmouth	1	0	Missouri	1	1	Texas Arlington	1	0
Davidson	1	0	Missouri State	1	0	Texas Tech	1	2
Dayton	1	0	Morehead State	1	0	Texas-El Paso	2	1
Delaware	1	0	Murray State	1	0	Texas-San Antonio	0	1
DePaul	1	4	Nevada	2	0	Tulane	2	1
Detroit	2	0	New Mexico	6	4	Tulsa	4	1
Drake	1	0	New Orleans	1	0	UC Santa Barbara	2	1
East Carolina	1	1	North Carolina State	0	1	UCLA	0	1
East Tennessee State	1	0	North Dakota	1	0	UNLV	9	3
Eastern Illinois	1	0	Northern Arizona	2	0	Utah	6	5
Eastern Kentucky	1	0	Northern Colorado	2	0	Valparaiso	1	0
Eastern Michigan	2	0	Northwestern	1	1	Vanderbilt	0	7
Eastern Washington	1	0	Northwestern State	2	0	VCU	1	0
Evansville	1	0	Notre Dame	2	1	Vermont	1	1
Florida	3	6	Oakland	1	1	Villanova	2	0
Florida A&M	1	0	Ohio	1	0	Wake Forest	1	0
Florida Atlantic	1	0	Oklahoma	1	1	Washington	2	0
Florida International	0	1	Oklahoma State	1	0	Washington State	1	0
Florida State	0	1	Ole Miss	3	4	Weber State	2	0
Furman	3	0	Oral Roberts	2	0	West Virginia	2	3
Georgetown	2	0	Oregon	1	0	Western Illinois	1	0
Georgia	1	5	Oregon State	2	1	Western Kentucky	4	1
Georgia Southern	3	0	Pacific	1	0	Western Michigan	1	1
Georgia State	1	0	Pittsburgh	2	0	Winthrop	1	0
Hampton	1	0	Portland State	2	0	Wisc.-Green Bay	1	1
High Point	2	0	Princeton	1	0	Wisconsin	0	1
Houston	3	0	Providence	1	1	Wyoming	12	0
Idaho	1	0	Purdue	0	1	Xavier	4	1
Illinois State	0	1	Radford	1	0	TOTAL	286	127

SEC - THE STANDARD OF EXCELLENCE

With eight national championships, ten runner-up finishes, a nation-leading 34 Final Four appearances and 110 first-team All-America honors, the SOUTHEASTERN CONFERENCE stands firmly as the nation's premier intercollegiate women's basketball conference.

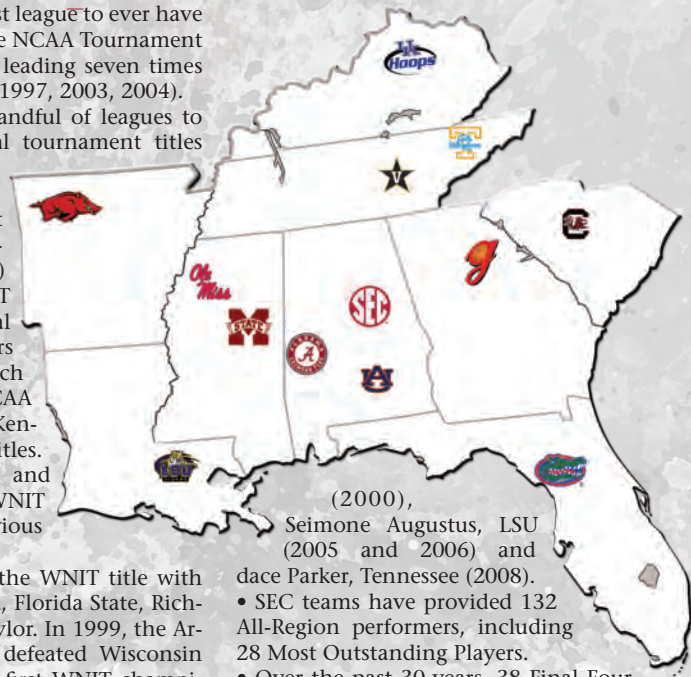
SEC BY THE NUMBERS

- The SEC has posted impressive non-conference records in the last decade. The SEC compiled a 131-49 (.728) non-conference record during the 2009-10 season.
- Since the 1990 season, the SEC has compiled a 2914-894 (.765) record against other conferences. The league has recorded 150+ wins during eight seasons and has never recorded a non-conference winning percentage below .723.
- SEC teams have earned appearances in 25 of 30 NCAA Final Fours, an accomplishment unmatched by any other league.
- Overall, SEC squads have filled 34 of the 120 Final Four berths, including having two Final Four teams in 1988 (Auburn, Tennessee), 1989 (Auburn, Tennessee), 1995 (Georgia, Tennessee), 1996 (Georgia, Tennessee), 1998 (Arkansas, Tennessee), 2004 (LSU, Tennessee), 2005 (LSU, Tennessee), 2007 (LSU, Tennessee) and 2008 (LSU, Tennessee).
- SEC teams have made 18 appearances in a nation-high 16 NCAA Championship games, winning eight NCAA Championships (Tennessee: 1987, 1989, 1991, 1996, 1997, 1998, 2007 and 2008).
- The league also had the distinction of providing both national finalists twice in its history in 1996 (Tennessee 83, Georgia 65) and in 1989 (Tennessee 76, Auburn 60).
- SEC teams have won 335 NCAA Tournament games against 172 losses (.661) for an average of 11.2 NCAA wins per year.
- In addition, all 12 current members have appeared in the NCAA Tournament.



- The SEC has paced the pack in NCAA tournament bids 21 times in its 30-year history.
- The SEC was the first league to ever have eight teams invited to the NCAA Tournament, doing so in 1999 and 2002.

- The SEC was also the first league to ever have seven teams invited to the NCAA Tournament and earned this honor a leading seven times (1986, 1991, 1995, 1996, 1997, 2003, 2004).
- The SEC is one of a handful of leagues to have won three national tournament titles with eight NCAA, two WNIT and three NWIT. Along with the eight championships won by Tennessee (1999) and Auburn (2003) the current Women's NIT the first-ever SEC national longs to Georgia, winners of the 1981 NWIT which predates the current NCAA ment. LSU (1985) and Ken- (1990) each won NWIT titles. Both Arkansas (1987) and olina (1979) won the WNIT as members of their previous conferences.
- In 2003, Auburn won the WNIT title with wins over South Alabama, Florida State, Richmond, Creighton and Baylor. In 1999, the Arkansas Lady Razorbacks defeated Wisconsin 76-64 to claim the SEC's first WNIT championship.
- In 1981, Georgia defeated Pittsburg, California and Arizona State (in OT) to capture the NWIT Championship, the first-ever national championship of any kind for the SEC in women's basketball. Individual Honors
- The SEC has had 58 student-athletes named as a First-Team All-America selection. Those 58 have been named a total of 85 times since the 1982-83 season (first year of SEC sponsorship).
- All-Americans were first named in women's basketball in 1975. Since that time, league schools have had 66 players named first-team a total of 110 times.
- The league has had six Honda Sports Awards winners in Katrina McClain, Georgia (1987); Bridgette Gordon, Tennessee (1989); Chamique Holdsclaw, Tennessee (1997 and 1998); and Candace Parker, Tennessee (2007 and 2008).
- Tennessee's Chamique Holdsclaw was named the winner of the Honda-Broderick Cup, as the Collegiate Woman Athlete of the Year, in 1998.
- Seven Naismith Player of the Year winners have come from the SEC. They include Saudia



- (2000), Seimone Augustus, LSU (2005 and 2006) and Candace Parker, Tennessee (2008).
- SEC teams have provided 132 All-Region performers, including 28 Most Outstanding Players.
- Over the past 30-years, 38 Final Four All-Tournament Team members have come from SEC schools.
- In 1996, the entire all-tournament team was made up of SEC players.
- Nine NCAA Post-Graduate Scholarship winners and 28 Academic All-Americans hail from the SEC.

SEC IN THE PROS

- The Southeastern Conference had 27 former SEC student-athletes make 2010 WNBA opening day rosters.
- In this year's WNBA draft, a total of three SEC women's basketball players were taken.
- Since the inaugural WNBA draft in 1997, the SEC has had 113 former players drafted for the professional league.

SEC IN USA BASKETBALL

- SEC schools have produced 35 Olympians since 1976, with 31 coming since the SEC began sponsoring women's basketball. 1976 - Cindy Brogdon, Tennessee; Patricia Roberts, Tennessee 1980 - Jill Rankin, Tennessee; Holly Warlick, Tennessee

NCAA APPEARANCES		NCAA TITLES		NCAA TOURNAMENT WINS		FINAL FOUR APPEARANCES	
SEC	180	SEC	8	SEC	335	SEC	34
ACC	140	Big East	8	ACC	200	Big East	18
Big Ten	121	ACC	2	ACC	200	ACC	14
Big East	117	Big 12	2	Big East	198	Pac-10	10
Pac-10	94	Big 12	2	Big Ten	144	Sun Belt	8
Big 12	91	Pac-10	2	Big 12	133	Big Ten	8
Atlantic 10	72	Independents	1	Pac-10	127	Big 12	7
Sun Belt	47	Sun Belt	1	Sun Belt	65	Independents	6
C-USA	46	Big Ten	1	Atlantic 10	57	Colonial	1
MVC	39			Independents	32		



THE SOUTHEASTERN CONFERENCE

1984 - Teresa Edwards, Georgia; Lea Henry, Tennessee; Cindy Noble, Tennessee

1988 - Teresa Edwards, Georgia; Katrina McClain, Georgia; Jennifer Gilom, Ole Miss; Bridgette Gordon, Tennessee

1992 - Carolyn Jones, Auburn; Vickie Orr, Auburn; Tammy Jackson, Florida; Teresa Edwards, Georgia; Katrina McClain, Georgia; Daedra Charles, Tennessee

1996 - Ruthie Bolton, Auburn; Teresa Edwards, Georgia; Katrina McClain, Georgia; Nikki McCray, Tennessee, Carla McGhee, Tennessee

2000 - Ruthie Bolton-Holifield, Auburn; Teresa Edwards, Georgia; Chamique Holdsclaw, Tennessee; Nikki McCray, Tennessee; DeLisha Milton, Florida

2004 - Tamika Catchings, Tennessee; Shannon Johnson, South Carolina

2008 - Seimone Augustus, LSU; Tamika Catchings, Tennessee; Sylvia Fowles, LSU; ; Kara Lawson, Tennessee; DeLisha Milton-Jones, Florida; Candace Parker, Tennessee

• In addition, 49 players have been part of a Women's National Team and 30 have been on a Women's World Championship Team roster.

• While at an SEC school, eleven head coaches have been named to coach, as an assistant or head coach, for USA Basketball teams.



DOMINANCE IN THE POLLS

• Since the SEC began to sponsor women's basketball in 1982, it has failed only three times to place at least four members in each of the final polls (the USA Today/ESPN poll began in 1986).

• Last season, the SEC had two in the final AP poll and three in the final coaches poll.

• In terms of rankings, the SEC has the richest history of any conference in the nation, boasting more poll appearances than any other.

• Since the 1982 season, SEC teams have been ranked 532 consecutive weeks in the AP Poll.

• League teams have been ranked 2,694 times, including 1,306 Top 10 appearances and 743 Top 5 appearances.

• SEC teams can also boast of 136 No. 1 rankings in the AP Poll.

• The league has had the top three teams in the AP Poll twice. In week three in 2005 and in week eight in 1989.

• A nation-leading eight SEC teams were ranked at one point in the AP and CNN/USA Today Top 25 polls during the 1995-96 season. The league mirrored that feat during the 1996-97 season.



MIKE SLIVE
Commissioner



TAMMY WILSON
Assoc. Director of Media Relations

YEAR BY YEAR IN THE NCAA

YEAR	NUMBER OF TEAMS	DRAW
1982	5^ (AU, UG, UK, UM, UT)	32
1983	5 (AU, UG, UK, UM, UT)	36#
1984	5 (BAMA, UG, LSU, UM, UT)	32
1985	4 (AU, UG, UM, UT)	32
1986	7^ (AU, UG, UK, LSU, UM, UT, VU)	40
1987	6 (AU, UG, LSU, UM, UT, VU)	40
1988	6^ (BAMA, AU, UG, LSU, UM, UT)	40
1989	6^ (AU, UG, LSU, UM, UT, VU)	48
1990	6^ (AU, UG, LSU, UM, UT, VU)	48
1991	7^ (AU, UG, UK, LSU, UM, UT, VU)	48
1992	4 (BAMA, UM, UT, VU)	48
1993	6 (BAMA, AU, UF, UG, UT, VU)	48
1994	6 (BAMA, AU, UF, UM, UT, VU)	64
1995	7 (UA, BAMA, UF, UG, UM, UT, VU)	64
1996	7 (BAMA, AU, UF, UG, UM, UT, VU)	64
1997	7 (BAMA, AU, UF, UG, LSU, UT, VU)	64
1998	6 (UA, BAMA, UF, UG, UT, VU)	64
1999	8 (AL, AU, UF, UG, UK, LSU, UT, MSU)	64
2000	6 (AU, UG, LSU, UT, MSU, VU)	64
2001	6 (Arkansas, UF, UG, LSU, UT, VU)	64
2002	8 (AR, UF, UG, LSU, MSU, USC, UT, VU)	64
2003	7 (AR, UG, LSU, MSU, USC, UT, VU)	64
2004	7 (AU, UF, UG, LSU, UM, UT, VU)	64
2005	5 (UG, LSU, UM, UT, VU)	64
2006	6 (UF, UG, UK, LSU, UT, VU)	64
2007	5 (UG, LSU, UM, UT, VU)	64
2008	5 (AU, UG, LSU, UT, VU)	64
2009	7 (AU, UF, UG, LSU, MSU, UT, VU)	64
2010	6 (UG, UK, LSU, MSU, UT, VU)	64
2011	4 (UG, UK, UT, VU)	64

-- Years Arkansas was also in the NCAA from SWC

^ -- Years S. Carolina was in the NCAA from Metro

-- 32 teams + 4 from play-in first-round games

REGULAR SEASON

YEAR	CHAMPION	SEC	OVERALL
1980	Tennessee	—	33-5
1981	Auburn	—	26-7
1982	Kentucky	—	24-8
1983	Georgia	4-4	27-7
1984	Georgia	7-1	30-3
1985	Tennessee	4-4	22-10
1986	Georgia	9-0	30-2
1987	Auburn	8-1	31-2
1988	Auburn	9-0	32-3
1989	Auburn	9-0	32-3
1990	Tennessee	8-1	27-6
1991	Georgia	9-0	28-4
1992	Mississippi	11-0	29-3
1993	Tennessee	11-0	29-3
1994	Tennessee	11-0	31-2
1995	Tennessee	11-0	34-3
1996	Georgia	10-1	28-5
1997	Georgia	11-1	25-6
1998	Tennessee	14-0	39-0
1999	Tennessee	13-1	31-3
2000	Georgia	13-1	32-4
2001	Tennessee	14-0	31-3
2002	Tennessee	13-1	29-5
2003	Tennessee	14-0	33-1
2004	Tennessee	14-0	30-3
2005	LSU	14-0	33-3
2006	LSU	13-1	31-4
2007	Tennessee	14-0	34-3
2008	LSU	14-0	31-6
2009	Auburn	12-2	30-4
2010	Tennessee	15-1	32-3
2011	Tennessee	16-0	34-3

(From 1980 to 1985, the SEC champion was the winner of the SEC tournament. Since 1986, the SEC champion has been determined by a round-robin schedule.)

TOURNAMENT CHAMPIONS (Tournament begins in 1986)

YEAR	CHAMPION	RUNNER-UP
1986	Georgia	LSU
1987	Auburn	Georgia
1988	Tennessee	Auburn
1989	Tennessee	Auburn
1990	Auburn	Tennessee
1991	LSU	Tennessee
1992	Tennessee	Georgia
1993	Vanderbilt	Georgia
1994	Tennessee	Vanderbilt
1995	Vanderbilt	Tennessee
1996	Tennessee	Alabama
1997	Auburn	Florida
1998	Tennessee	Alabama
1999	Tennessee	Georgia
2000	Tennessee	Miss. State
2001	Georgia	Vanderbilt
2002	Vanderbilt	LSU
2003	LSU	Tennessee
2004	Vanderbilt	Georgia
2005	Tennessee	LSU
2006	Tennessee	LSU
2007	Vanderbilt	LSU
2008	Tennessee	LSU
2009	Vanderbilt	Auburn
2010	Tennessee	Kentucky
2011	Tennessee	Kentucky

OPPONENTS - CONFERENCE

178

ALABAMA CRIMSON TIDE

Thursday, Feb. 2 | 7 p.m. | Fayetteville, Ark. (Bud Walton Arena)

GENERAL INFORMATION

Location: Tuscaloosa, Ala.
Enrollment: 30,232
Founded: April 12, 1831
Colors: Crimson and White
Arena: Foster Auditorium (3,800)
Press Row Phone: 205-458-6084
President: Dr. Robert E. Witt
Athletic Director: Mal Moore

COACHING STAFF

Head Coach: Wendell Hudson
Alma Mater: Alabama, 1973
Record at School: 43-50 (3)
Career Record: 282-177
Assistants: Ty Evans, Leah Drury, Robert Mosley

TEAM INFORMATION

2010-11 Record: 18-15
SEC Record/Finish: 5-11
Postseason: WNIT
Final Ranking: Not Ranked
Letterwinners Ret./Lost: 7/5
Starters Ret./Lost: 2/3

SERIES INFORMATION

Series Record: Arkansas leads 15-14
Last Meeting: Arkansas lost, 79-92
In Fayetteville: 8-5
In Tuscaloosa: 6-7
Neutral: 1-2

MEDIA RELATIONS

Basketball Contact: Jessica Paré
Office: 205-348-3673
Cell: 205-394-5985
Email: jpare@ia.ua.edu
Website: RollTide.com



2010-11 RESULTS

11/12/10	Tennessee State	W, 82-55
11/14/10	Central Arkansas	W, 87-76
11/17/10	NC State	W, 95-84
11/19/10	at Georgia Southern	W, 65-55
11/23/10	McNeese State	W, 69-53
11/26/10	at Florida State	L, 61-68
11/27/10	vs Providence (3ot)	W, 82-80
12/01/10	Alabama State	W, 80-31
12/04/10	Arkansas-Pine Bluff	W, 90-56
12/12/10	at Kansas	L, 57-79
12/18/10	Belmont	W, 64-46
12/20/10	Alabama A&M	W, 67-62
12/28/10	at Southern Miss	W, 88-78
01/02/11	Auburn *	L, 55-66
01/06/11	at Tennessee *	L, 45-110
01/09/11	at LSU *	L, 43-72
01/13/11	Vanderbilt *	L, 66-82
01/16/11	ARKANSAS *	L, 53-57
01/20/11	Georgia *	L, 51-60
01/23/11	at South Carolina *	L, 48-59
01/27/11	at Florida *	L, 64-70
01/30/11	Kentucky *	L, 69-82
02/03/11	at Mississippi State *	W, 66-61
02/06/11	at Georgia *	L, 54-81
02/13/11	Florida *	W, 64-59
02/17/11	at Auburn *	W, 59-51
02/20/11	Ole Miss *	W, 61-52
02/24/11	Mississippi State *	L, 55-68
02/27/11	at ARKANSAS *	W, 92-79
03/03/11	vs LSU	L, 36-60
03/17/11	at Memphis	W, 80-69
03/20/11	at Northwestern	W, 72-70
03/22/11	at Toledo	L, 59-74

2011-12 SCHEDULE

11/6/11	vs. Auburn-Montgomery (exh.)
11/12/11	vs. Nicholls State
11/15/11	at Central Arkansas
11/18/11	vs. Northwestern State
11/21/11	vs. Georgia Southern
11/24/11	vs. Old Dominion
11/25/11	vs. Seton Hall
11/26/11	vs. Louisiana Tech
12/2/11	vs. Southeastern Louisiana
12/4/11	vs. Kansas
12/7/11	at North Texas
12/11/11	at North Carolina State
12/17/11	at Alabama State
12/19/11	vs. Presbyterian
12/30/11	vs. Air Force
1/1/12	at South Carolina *
1/5/12	vs. Auburn *
1/8/12	at LSU *
1/12/12	vs. Mississippi State *
1/15/12	vs. Ole Miss *
1/19/12	at Florida *
1/26/12	vs. Tennessee *
1/29/12	at Kentucky *
2/2/12	at ARKANSAS *
2/5/12	vs. Georgia *
2/9/12	at Ole Miss *
2/12/12	vs. LSU *
2/16/12	vs. Kentucky *
2/19/12	vs. South Carolina *
2/23/12	at Auburn *
2/26/12	at Vanderbilt *

AUBURN TIGERS

Sunday, Jan. 15 | 1:30 p.m. | Fayetteville, Ark. (Bud Walton Arena)
 Sunday, Feb. 12 | 1:30 p.m. | Auburn, Ala. (Auburn Arena)

GENERAL INFORMATION

Location: Auburn, Ala.
Enrollment: 24,602
Founded: Oct. 1, 1856
Colors: Burnt Orange and Navy
Arena: Auburn Arena (9,121)
Press Row Phone: 334-844-1933
President: Dr. Jay Gogue
Athletic Director: Jay Jacobs

COACHING STAFF

Head Coach: Nell Fortner
Alma Mater: Texas, 1982
Record at School: 132-89 (7)
Career Record: 149-100 (8)
Assistants: Kerry Cremeans, Mark Simons, Carla McGhee

TEAM INFORMATION

2010-11 Record: 16-16
SEC Record/Finish: 8-8/t5th
Postseason: WNIT Second Round
Final Ranking: Not Ranked
Letterwinners Ret./Lost: 10/3
Starters Ret./Lost: 3/2

SERIES INFORMATION

Series Record: Arkansas trails 10-18
Last Meeting: Arkansas lost, 59-64
In Fayetteville: 6-7
In Auburn: 3-9
Neutral: 1-2

MEDIA RELATIONS

Basketball Contact: Matt Crouch
Office: 334-844-9709
Cell: 334-740-4109
Email: mcrouch@auburn.edu
Website: AuburnTigers.com



2010-11 RESULTS

11/12/10	Mercer	W, 79-61
11/15/10	Florida State	L, 61-67
11/18/10	Duke	L, 62-75
11/22/10	at South Florida	L, 49-67
11/26/10	vs Sacred Heart	L, 53-65
11/27/10	vs Seton Hall	W, 85-51
12/02/10	South Alabama	W, 75-70
12/04/10	Temple	L, 61-62
12/15/10	at George Washington	W, 52-45
12/18/10	vs Purdue	L, 56-76
12/21/10	at Chicago State	W, 67-63
12/28/10	Alabama A&M	W, 84-45
12/30/10	Jacksonville State	W, 79-60
01/02/11	at Alabama *	W, 66-55
01/06/11	Florida *	W, 73-56
01/09/11	at Vanderbilt *	L, 59-67
01/13/11	Ole Miss *	W, 85-73
01/16/11	LSU *	W, 65-53
01/20/11	at Mississippi State *	W, 45-41
01/23/11	Tennessee *	L, 53-73
01/30/11	South Carolina *	W, 54-47
02/03/11	at Kentucky *	L, 38-69
02/06/11	Mississippi State *	L, 45-57
02/10/11	at LSU *	L, 52-55
02/13/11	at ARKANSAS *	W, 64-59
02/17/11	Alabama *	L, 51-59
02/20/11	at South Carolina *	L, 49-65
02/24/11	at Georgia *	W, 63-58
02/27/11	Kentucky *	L, 62-76
03/03/11	vs Mississippi State	L, 47-49
03/17/11	at Tennessee Tech	W, 68-54
03/19/11	at Toledo	L, 52-67

2011-12 SCHEDULE

10/30/11	vs. Georgia College & State (exh.)
11/11/11	at Mercer
11/15/11	vs. Belmont
11/18/11	at Duke
11/23/11	vs. George Washington
11/27/11	vs. USC Upstate
12/3/11	at Temple
12/14/11	vs. South Florida
12/18/11	vs. Purdue
12/21/11	vs. Marist
12/22/11	Hofstra or Central Conn. State
12/29/11	vs. Charlotte
12/30/11	Florida International or Albany
1/1/12	vs. Tennessee *
1/5/12	at Alabama *
1/8/12	vs. Georgia *
1/12/12	at Vanderbilt *
1/15/12	at ARKANSAS *
1/19/12	vs. South Carolina *
1/22/12	at Mississippi State *
1/26/12	vs. Kentucky *
1/29/12	at Ole Miss *
2/2/12	vs. Vanderbilt *
2/5/12	at Tennessee *
2/9/12	at Florida *
2/12/12	vs. ARKANSAS *
2/19/12	at LSU *
2/23/12	vs. Alabama *
2/26/12	vs. Ole Miss *

OPPONENTS - CONFERENCE

FLORIDA GATORS

Sunday, Jan. 29 | 2 p.m. | Fayetteville, Ark. (Bud Walton Arena)

GENERAL INFORMATION

Location: Gainesville, Fla.
Enrollment: 52,271
Founded: 1853
Colors: Orange and Blue
Arena: Stephen C. O'Connell Cnt. (11,373)
Press Row Phone: 352-375-1801
President: Dr. J Bernard Machen
Athletic Director: Jeremy Foley

COACHING STAFF

Head Coach: Amanda Butler
Alma Mater: Florida, 1995
Record at School: 78-54 (4)
Career Record: 118-76 (6)
Assistants: Brenda Mock Kirkpatrick,
 David Lowery, Murriel Page

TEAM INFORMATION

2010-11 Record: 20-15
SEC Record/Finish: 7-9/8th
Postseason: WNIT 3rd Round
Final Ranking: Not Ranked
Letterwinners Ret./Lost: 11/1
Starters Ret./Lost: 5/0

SERIES INFORMATION

Series Record: Arkansas trails 7-20
Last Meeting: Arkansas lost, 59-68
In Fayetteville: 3-9
In Gainesville: 3-8
Neutral: 1-3

MEDIA RELATIONS

Basketball Contact: Kathy Cafazzo
Office: 352-375-4683, ext. 6133
Cell: Not Available
Email: kathycc@gators.ufl.edu
Website: Gatorzone.com



2010-11 RESULTS

11/13/10	Central Florida	W, 77-67
11/15/10	Charolette	W, 76-70
11/18/10	at DePaul	L, 73-74
11/23/10	North Florida	W, 54-51
11/26/10	vs South Alabama	W, 61-51
11/27/10	vs Navy	W, 52-43
11/30/10	Old Dominion	W, 63-55
12/04/10	vs Providence	W, 73-56
12/05/10	at Brown	L, 50-56
12/07/10	Harvard	W, 86-65
12/10/10	at Hampton	L, 54-69
12/20/10	Alabama State	W, 95-38
12/21/10	Robert Morris	W, 70-50
12/28/10	at Florida State	L, 72-74
01/02/11	ARKANSAS *	W, 64-53
01/06/11	at Auburn *	L, 56-73
01/09/11	at South Carolina *	W, 65-63
01/13/11	Tennessee *	L, 40-83
01/16/11	at Georgia *	L, 64-70
01/20/11	Kentucky *	L, 58-59
01/23/11	at LSU *	L, 58-72
01/27/11	Alabama *	W, 70-64
01/30/11	at Mississippi State *	W, 67-60
02/03/11	Ole Miss *	L, 59-61
02/06/11	Vanderbilt (2ot) *	L, 97-103
02/10/11	at Tennessee *	L, 39-61
02/13/11	at Alabama *	L, 59-64
02/20/11	Mississippi State *	W, 78-63
02/25/11	at Vanderbilt *	W, 74-69
02/27/11	Georgia *	W, 74-71
03/03/11	vs ARKANSAS *	W, 68-59
03/04/11	vs Tennessee *	L, 75-92
03/18/11	UMBC	W, 59-47
03/21/11	at Florida Gulf Coast	W, 74-69
03/24/11	at Charlotte (ot)	L, 77-81

2011-12 SCHEDULE

11/11/11	Michigan
11/14/11	Stetson
11/17/11	Florida State
11/22/11	Hampton
11/25-26	Long Island Tournament
11/29/11	Belmont
12/7/11	at San Francisco
12/9/11	at Pacific
12/20/11	at Charleston Southern
12/21/11	Maine or Duquesne
12/28/11	Samford
1/1/12	Kentucky *
1/5/12	at Ole Miss *
1/8/12	South Carolina *
1/1/12	at Georgia *
1/15/12	LSU *
1/19/12	Alabama *
1/22/12	at Kentucky *
1/29/12	at ARKANSAS *
2/2/12	at LSU *
2/5/12	Ole Miss *
2/9/12	Auburn *
2/12/12	at South Carolina *
2/16/12	at Vanderbilt *
2/19/12	Georgia *
2/23/12	Mississippi State *
2/26/12	at Tennessee *

GEORGIA BULLDOGS

Sunday, Jan. 1 | 1 p.m. | Athens, Ga. (Stegeman Coliseum)

GENERAL INFORMATION

Location: Athens, Ga.
Enrollment: 34,677
Founded: 1785
Colors: Red and Black
Arena: Stegeman Coliseum (10,523)
Press Row Phone: 706-542-8052
President: Dr. Michael F. Adams
Athletic Director: Greg McGarity

COACHING STAFF

Head Coach: Andy Landers
Alma Mater: Tenn. Tech, 1974
Record at School: 773-259 (32)
Career Record: 855-280 (36)
Assistants: Joni Crenshaw, Travis Mays, Cameron Newbauer

TEAM INFORMATION

2010-11 Record: 23-11
SEC Record/Finish: 10-6/t3rd
Postseason: NCAA Sweet 16
Final Ranking: NR (AP)/24
Letterwinners Ret./Lost: 7/3
Starters Ret./Lost: 4/1

SERIES INFORMATION

Series Record: Arkansas trails 4-24
Last Meeting: Arkansas lost, 54-59
In Fayetteville: 2-13
In Athens: 2-10
Neutral: 0-1

MEDIA RELATIONS

Basketball Contact: Mike Mobley
Office: 706-542-1621
Cell: 706-548-0858
Email: mmobley@sports.uga.edu
Website: GeorgiaDogs.com



2010-11 RESULTS

11/14/10	Georgia Southern	W, 58-43
11/19/10	Chattanooga	W, 79-69
11/21/10	Indiana	W, 84-51
11/23/10	at Southern Cal	L, 63-71
11/26/10	vs Denver	W, 73-51
11/27/10	at Loyola	W, 76-44
12/01/10	Southern Miss	W, 70-53
12/05/10	at Georgia Tech	L, 53-69
12/07/10	Mercer	W, 92-45
12/19/10	High Point	W, 66-61
12/22/10	at TCU	W, 60-57
12/29/10	vs Louisiana Tech	L, 62-77
12/30/10	at FIU	W, 70-65
01/02/11	South Carolina *	W, 61-51
01/09/11	at Kentucky *	W, 61-59
01/13/11	at ARKANSAS *	W, 59-56
01/16/11	Florida *	W, 70-64
01/20/11	at Alabama *	W, 60-51
01/23/11	Mississippi State *	W, 78-58
01/27/11	at South Carolina *	L, 48-57
01/30/11	at LSU *	L, 41-47
02/03/11	ARKANSAS (ot) *	W, 57-54
02/06/11	Alabama	W, 81-54
02/10/11	Vanderbilt *	L, 59-69
02/13/11	at Ole Miss *	W, 61-56
02/17/11	Kentucky *	W, 69-51
02/21/11	at Tennessee *	L, 44-77
02/24/11	Auburn *	L, 58-63
02/27/11	at Florida *	L, 71-74
03/04/11	vs South Carolina *	W, 66-34
03/05/11	vs Tennessee	L, 58-82
03/20/11	vs Middle Tenn. State	W, 56-41
03/22/11	vs Florida State	W, 61-59
03/27/11	vs Texas A&M	L, 38-79

2011-12 SCHEDULE

11/11/11	TCU
11/15/11	at Georgia Southern
11/17/11	College of Charleston
11/20/11	Southern Cal
11/26/11	vs. Georgetown
11/27/11	vs. Northeastern/UNLV
11/30/11	S.C. State
12/4/11	Georgia Tech
12/6/11	at Mercer
12/19/11	vs. Gonzaga
12/20/11	vs. Montana State
12/22/11	Appalachian State
12/28/11	Furman
1/1/12	ARKANSAS *
1/5/12	at Tennessee *
1/8/12	at Auburn *
1/12/12	Florida *
1/15/12	at Mississippi State *
1/19/12	Kentucky *
1/22/12	at Ole Miss *
1/26/12	at Vanderbilt *
1/29/12	Tennessee *
2/2/12	Mississippi State *
2/5/12	at Alabama *
2/12/12	Vanderbilt *
2/16/12	at South Carolina *
2/19/12	at Florida *
2/23/12	Ole Miss *
2/26/12	LSU *

OPPONENTS - CONFERENCE

180

KENTUCKY WILDCATS

Thursday, Jan. 5 | 6 p.m. | Lexington, Ky. (Memorial Coliseum)

GENERAL INFORMATION

Location: Lexington, Ky.
Enrollment: 27,000
Founded: 1865
Colors: Blue and White
Arena: Memorial Coliseum (8,000)
Press Row Phone: 859-323-5900
President: Dr. Eli Capilouto
Athletic Director: Mitch Barnhart

COACHING STAFF

Head Coach: Matthew Mitchell
Alma Mater: Miss State, 1985
Record at School: 86-49 (4)
Career Record: 116-78 (6)
Assistants: Kyra Elzy, Matt Insell, Shalon Pillow

TEAM INFORMATION

2010-11 Record: 25-9
SEC Record/Finish: 11-5/2nd
Postseason: NCAA Second Round
Final Ranking: 17 (AP/16 (ESPN/USA Today))
Letterwinners Ret./Lost: 10/3
Starters Ret./Lost: 5/1

SERIES INFORMATION

Series Record: Arkansas trails 13-15
Last Meeting: Arkansas lost, 54-55
In Fayetteville: 9-3
In Lexington: 3-10
Neutral: 1-2

MEDIA RELATIONS

Basketball Contact: Susan Lax
Office: 859-257-8420
Cell: 859-608-5019
Email: slax0@uky.edu
Website: UKAthletics.com



2010-11 RESULTS

11/12/10	Morehead State	W, 82-48
11/14/10	at Miami (Ohio)	W, 84-71
11/21/10	Notre Dame	W, 81-76
11/26/10	vs Murray State	W, 91-59
11/27/10	at Southern Miss	W, 79-60
12/05/10	at Louisville	L, 52-78
12/07/10	Tennessee Tech	W, 77-53
12/11/10	at Chattanooga	W, 79-64
12/18/10	Alabama A&M	W, 84-58
12/21/10	Arkansas-Pine Bluff	W, 107-35
12/29/10	Middle Tennessee State	W, 81-72
12/30/10	Tennessee-Martin	W, 68-47
01/04/11	at Duke	L, 48-54
01/06/11	at ARKANSAS *	L, 67-78
01/09/11	Georgia *	L, 59-61
01/13/11	South Carolina *	W, 66-48
01/16/11	Mississippi State *	W, 72-60
01/20/11	at Florida *	W, 59-58
01/23/11	Vanderbilt *	W, 78-68
01/27/11	at Ole Miss *	W, 74-68
01/30/11	at Alabama *	W, 82-69
02/03/11	Auburn *	W, 69-38
02/07/11	Tennessee *	L, 67-73
02/10/11	at South Carolina *	L, 61-66
02/13/11	LSU *	W, 49-47
02/17/11	at Georgia *	L, 51-69
02/20/11	at Vanderbilt *	W, 80-71
02/24/11	ARKANSAS *	W, 55-54
02/27/11	at Auburn *	W, 76-62
03/04/11	vs LSU *	W, 60-58
03/05/11	vs Vanderbilt	W, 69-56
03/06/11	vs Tennessee	L, 65-90
03/19/11	vs Hampton (ot)	W, 66-62
3/21/11	vs North Carolina	L, 74-86

2011-12 SCHEDULE

11/6/11	vs. Coker College (exh.)
11/11/11	at Morehead State
11/15/11	vs. Jacksonville State
11/17/11	vs. Northeastern
11/19/11	vs. Southern Miss
11/23/11	vs. Nebraska-Omaha
11/25/11	vs. Sam Houston State
11/27/11	vs. Mississippi Valley State
12/4/11	vs. Louisville
12/8/11	vs. Duke
12/11/11	vs. Arkansas-Pine Bluff
12/18/11	at Notre Dame
12/21/11	vs. Samford
12/28/11	at Middle Tennessee State
1/1/12	at Florida *
1/5/12	vs. ARKANSAS *
1/8/12	vs. Mississippi State *
1/12/12	vs. Tennessee *
1/15/12	at South Carolina *
1/19/12	at Georgia *
1/22/12	vs. Florida *
1/26/12	at Auburn *
1/29/12	vs. Alabama *
2/2/12	vs. Ole Miss *
2/5/12	at LSU *
2/13/12	at Tennessee *
2/16/12	at Alabama *
2/20/12	vs. Vanderbilt *
2/23/12	vs. South Carolina *
2/26/12	at Mississippi State *

2011-12 RAZORBACKS

LOUISIANA STATE TIGERS

Sunday, Jan. 22 | 2 p.m. | Baton Rouge, La. (PMAC)
 Thursday, Feb. 16 | 7 p.m. | Fayetteville, Ark. (Bud Walton Arena)

GENERAL INFORMATION

Location: Baton Rouge, La.
Enrollment: 28,771
Founded: 1860
Colors: Purple and Gold
Arena: PMAC (13,215)
Press Row Phone: 225-578-8226
Chancellor: Michael Martin
Athletic Director: Joe Alleva

COACHING STAFF

Head Coach: Nikki Caldwell
Alma Mater: Tennessee, 1994
Record at School: First Year
Career Record: 72-26 (3)
Assistants: Tasha Butts, Tony Perotti, Stacie Terry

TEAM INFORMATION

2010-11 Record: 19-13
SEC Record/Finish: 8-8/t5th
Postseason: None
Final Ranking: Not Ranked
Letterwinners Ret./Lost: 10/3
Starters Ret./Lost: 3/2

SERIES INFORMATION

Series Record: Arkansas trails 11-27
Last Meeting: Arkansas won, 42-40
In Fayetteville: 7-11
In Baton Rouge: 4-14
Neutral: 0-2

MEDIA RELATIONS

Basketball Contact: Bill Martin
Office: 225-578-8204
Cell: 225-279-1665
Email: wmarti4@lsu.edu
Website: LSUSports.net



2010-11 RESULTS

11/14/10	at Northwestern	L, 62-71
11/17/10	Ohio State	L, 55-59
11/19/10	vs Massachusetts	W, 63-51
11/20/10	at Seton Hall	W, 58-40
11/23/10	Tulane	L, 52-54
11/26/10	vs Lehigh	W, 74-63
11/27/10	vs Howard	W, 69-39
11/28/10	at Connecticut	L, 51-81
11/30/10	at Nicholls State	W, 88-35
12/14/10	Texas Southern	W, 77-47
12/16/10	Texas SA	W, 74-41
12/19/10	Louisiana Tech	W, 68-53
12/21/10	Prairie View A&M	W, 70-48
12/28/10	at UCLA	W, 55-53
01/02/11	Tennessee *	L, 65-73
01/06/11	at South Carolina *	L, 61-63
01/09/11	Alabama *	W, 72-43
01/13/11	at Mississippi State *	W, 72-55
01/16/11	at Auburn *	L, 53-65
01/20/11	Ole Miss *	W, 78-43
01/23/11	Florida *	W, 72-58
01/27/11	ARKANSAS *	L, 45-53
01/30/11	Georgia *	W, 47-41
02/03/11	at Vanderbilt *	L, 50-55
02/06/11	at Ole Miss *	W, 76-38
02/10/11	Auburn *	W, 55-52
02/13/11	at Kentucky *	L, 47-49
02/20/11	at ARKANSAS *	L, 40-42
02/24/11	South Carolina (ot) *	W, 54-51
02/27/11	at Tennessee *	L, 60-80
03/03/11	vs Alabama *	W, 60-36
03/04/11	vs Kentucky	L, 58-60

2011-12 SCHEDULE

11/2/11	Xavier (exh.)
11/13/11	at Central Michigan
11/16/11	Georgetown
11/19/11	at Tulane
11/22/11	Northwestern
11/27/11	at Ohio St.
12/1/11	Alabama St.
12/13/11	UCLA
12/16/11	at McNeese St.
12/18/11	Lamar
12/22/11	Grambling
12/29/11	at Louisiana Tech
1/1/12	at Ole Miss *
1/5/12	at Mississippi St. *
1/8/12	Alabama *
1/12/12	South Carolina *
1/15/12	at Florida *
1/19/12	at Tennessee *
1/22/12	ARKANSAS *
1/29/12	at Vanderbilt *
2/2/12	Florida *
2/5/12	Kentucky *
2/9/12	Mississippi St. *
2/12/12	at Alabama *
2/16/12	at ARKANSAS *
2/19/12	Auburn *
2/23/12	Vanderbilt *
2/26/12	at Georgia *

OPPONENTS - CONFERENCE

OLE MISS LADY REBELS

Thursday, Jan. 12 || 7 p.m. || Oxford, Miss.

GENERAL INFORMATION

Location: Oxford, Miss.
Enrollment: 20,824
Founded: 1848
Colors: Red and Blue
Arena: Tad Smith Coliseum (9,061)
Press Row Phone: 662-325-3776
Chancellor: Dr. Dan Jones
Athletic Director: Pete Boone

COACHING STAFF

Head Coach: Renee Ladner
Alma Mater: Ole Miss, 1981
Record at School: 58-65 (5)
Career Record: 58-65 (5)
Assistants: Jocelyn McGilberry,
 Armintie Price, David Graves

TEAM INFORMATION

2010-11 Record: 10-19
SEC Record/Finish: 3-13
Postseason: None
Final Ranking: Not Ranked
Letterwinners Ret./Lost: 11/4
Starters Ret./Lost: 4/1

SERIES INFORMATION

Series Record: Arkansas leads 16-12
Last Meeting: Arkansas won, 56-53
In Fayetteville: 8-5
In Oxford: 1-13
Neutral: 1-4

MEDIA RELATIONS

Basketball Contact: Kristen Saibini
Office: 662-925-7896
Cell: 662-832-3332
Email: klsaibin@olemiss.edu
Website: OleMissSports.com



2010-11 RESULTS

11/12/10	Jackson State	W, 69-64
11/13/10	Sam Houston State	W, 69-60
11/18/10	Arizona	L, 70-72
11/20/10	Nicholls State	W, 64-60
11/26/10	vs Gonzaga	W, 53-52
11/27/10	at Hawaii (2ot)	L, 57-64
11/28/10	vs Illinois	W, 70-61
12/05/10	at South Alabama	L, 60-67
12/11/10	SE Louisiana	W, 85-51
12/15/10	Mississippi Valley	W, 68-57
12/18/10	at Central Michigan	L, 66-82
12/21/10	Miami (Fla.)	L, 46-82
01/02/11	Vanderbilt *	W, 72-67
01/09/11	at Tennessee *	L, 46-86
01/13/11	at Auburn *	L, 73-85
01/16/11	South Carolina (ot) *	L, 58-63
01/20/11	at LSU *	L, 43-78
01/23/11	at ARKANSAS *	W, 69-65
01/27/11	Kentucky *	L, 68-74
01/30/11	at Vanderbilt *	L, 42-71
02/03/11	at Florida *	W, 61-59
02/06/11	LSU *	L, 38-76
02/10/11	Mississippi State *	L, 43-59
02/13/11	Georgia *	L, 56-61
02/17/11	ARKANSAS *	L, 53-56
02/20/11	at Alabama *	L, 52-61
02/24/11	Tennessee *	L, 39-66
02/27/11	at Mississippi State *	L, 55-65
03/03/11	vs South Carolina *	L, 50-62

2011-12 SCHEDULE

11/11/11	vs. North Florida
11/15/11	at Lamar
11/18/11	vs. South Alabama
11/21/11	at SEMO
11/26/11	at Massachusetts
11/29/11	vs. Arkansas-Pine Bluff
12/3/11	vs. Grambling St.
12/10/11	at Miami
12/14/11	vs. Central Michigan
12/16/11	at Lipscomb
12/19/11	vs. Murray State
12/20/11	Murray State vs. Cleveland State
12/21/11	vs. Cleveland State
12/29/11	vs. Southeastern Louisiana
1/1/12	vs. LSU *
1/5/12	vs. Florida *
1/8/12	at Vanderbilt *
1/12/12	vs. ARKANSAS *
1/15/12	at Alabama *
1/19/12	vs. Mississippi State *
1/22/12	vs. Georgia *
1/26/12	at South Carolina *
1/29/12	vs. Auburn *
2/2/12	at Kentucky *
2/5/12	at Florida *
2/9/12	vs. Alabama *
2/12/12	at Mississippi State *
2/19/12	vs. Tennessee *
2/23/12	at Georgia *
2/26/12	at Auburn *

MISSISSIPPI STATE BULLDOGS

Thursday, Jan. 26 || 7 p.m. || Starkville, Miss. (Humphrey Coliseum)
 Sunday, Feb. 19 || 2 p.m. || Fayetteville, Ark. (Bud Walton Arena)

GENERAL INFORMATION

Location: Starkville, Miss.
Enrollment: 19,600
Founded: Feb. 28, 1878
Colors: Maroon and White
Arena: Humphrey Coliseum (10,500)
Press Row Phone: 662-325-3776
President: Dr. Mark Keenum
Athletic Director: Scott Stricklin

COACHING STAFF

Head Coach: Sharon Fanning-Otis
Alma Mater: Chattanooga, 1975
Record at School: 267-216 (16)
Career Record: 594-444 (35)
Assistants: Greg Franklin,
 Franqua Bedell, Wanika Owsley

TEAM INFORMATION

2010-11 Record: 13-17
SEC Record/Finish: 4-12
Postseason: None
Final Ranking: Not Ranked
Letterwinners Ret./Lost: 10/3
Starters Ret./Lost: 4/1

SERIES INFORMATION

Series Record: Arkansas leads 16-12
Last Meeting: Arkansas won, 61-56
In Fayetteville: 9-3
In Starkville: 5-7
Neutral: 2-2

MEDIA RELATIONS

Basketball Contact: Brock Tunipseed
Office: 662-325-7556
Cell: 662-418-7409
Email: btunipseed@athletics.msstate.edu
Website: MStateAthletics.com



2010-11 RESULTS

11/12/10	USC Upstate	W, 87-53
11/16/10	at Tulane	L, 42-62
11/23/10	at South Alabama	W, 56-43
11/28/10	Arkansas-Pine Bluff	W, 74-31
12/01/10	Louisiana Tech	L, 61-69
12/04/10	North Texas	W, 66-60
12/11/10	Utah	W, 61-52
12/15/10	at Southern Miss	W, 50-40
12/17/10	at Xavier	L, 36-61
12/20/10	Mississippi Valley	W, 61-49
12/29/10	vs Buffalo	W, 72-58
12/30/10	at Lehigh (ot)	L, 59-68
01/06/11	at Vanderbilt *	L, 44-65
01/09/11	ARKANSAS *	L, 56-61
01/13/11	LSU *	L, 55-72
01/16/11	at Kentucky *	L, 60-72
01/20/11	Auburn *	L, 41-45
01/23/11	at Georgia *	L, 58-78
01/27/11	at Tennessee *	L, 55-81
01/30/11	Florida *	L, 60-67
02/03/11	Alabama *	L, 61-66
02/06/11	at Auburn *	W, 57-45
02/10/11	at Ole Miss *	W, 59-43
02/13/11	South Carolina *	L, 53-60
02/17/11	Vanderbilt *	L, 62-74
02/20/11	at Florida *	L, 63-78
02/24/11	at Alabama *	W, 68-55
02/27/11	Ole Miss *	W, 65-55
03/03/11	vs Auburn *	W, 49-47
03/04/11	vs Vanderbilt	L, 55-69

2011-12 SCHEDULE

11/6	Arkansas-Fort Smith (Exh.)
11/11	Jacksonville State
11/14	Xavier
11/17	Alcorn State
11/20	Texas A&M
11/23	Mississippi Valley State
11/26	at Savannah State
11/0	South Alabama
12/4	Tulane
12/11	at Louisiana Tech
12/16	Southern Miss
12/19	Louisiana-Lafayette
12/29	vs Oklahoma State
12/30	vs Long Island
1/5	LSU *
1/8	at Kentucky *
1/12	at Alabama *
1/15	Georgia *
1/19	at Ole Miss
1/22	Auburn *
1/26	ARKANSAS *
1/29	at South Carolina *
2/2	at Georgia *
2/5	Vanderbilt *
2/9	at LSU *
2/12	Ole Miss *
2/16	Tennessee *
2/19	at ARKANSAS *
2/23	at Florida *
2/26	Kentucky *

OPPONENTS - CONFERENCE

182

SOUTH CAROLINA GAMECOCKS

Thursday, Feb. 9 | 7 p.m. | Fayetteville, Ark. (Bud Walton Arena)
 Sunday, Feb. 26 | 2 p.m. | Columbia, S.C. (Colonial Life Arena)

GENERAL INFORMATION

Location: Columbia, S.C.
Enrollment: 29,957
Founded: 1801
Colors: Garnet and Black
Arena: Colonial Life Arena (18,000)
Press Row Phone: 803-777-6182
President: Dr. Harris Pastides
Athletic Director: Eric Hyman

COACHING STAFF

Head Coach: Dawn Staley
Alma Mater: Virginia, 1992
Record at School: 42-48 (3)
Career Record: 214-128 (11)
Assistants: Lisa Boyer, Nikki McCray, Darius Taylor

TEAM INFORMATION

2010-11 Record: 18-15
SEC Record/Finish: 8-8/t7th
Postseason: WNIT Second Round
Final Ranking: Not Ranked
Letterwinners Ret./Lost: 8/5
Starters Ret./Lost: 3/2

SERIES INFORMATION

Series Record: Arkansas leads 16-8
Last Meeting: Arkansas lost, 62-64, ot
In Fayetteville: 10-1
In Columbia: 5-6
Neutral: 2-0

MEDIA RELATIONS

Basketball Contact: Diana Koval
Office: 803-777-7977
Cell: 314-369-6050
Email: dkoval@mailbox.sc.edu
Website: GamecocksOnline.com



2010-11 RESULTS

11/12/10	Xavier	L, 65-84
11/15/10	Illinois	W, 61-48
11/18/10	Clemson	W, 73-59
11/21/10	at Penn State	L, 48-78
11/26/10	at Stanford	L, 32-70
11/28/10	at UC Davis	L, 52-61
12/01/10	Charleston Southern	W, 75-53
12/05/10	Savannah State	W, 52-33
12/12/10	NC State	W, 77-63
12/19/10	vs North Carolina	L, 51-75
12/21/10	Butler	W, 67-54
12/28/10	Presbyterian	W, 68-40
12/30/10	So. Carolina State	W, 63-44
01/02/11	at Georgia *	L, 51-61
01/06/11	LSU *	W, 63-61
01/09/11	Florida *	L, 63-65
01/13/11	at Kentucky *	L, 48-66
01/16/11	at Ole Miss (ot) *	W, 63-58
01/20/11	Tennessee *	L, 56-71
01/23/11	Alabama *	W, 59-48
01/27/11	Georgia *	W, 57-48
01/30/11	at Auburn *	L, 47-54
02/06/11	at ARKANSAS (ot) *	W, 64-62
02/10/11	Kentucky *	W, 66-61
02/13/11	at Mississippi State *	W, 60-53
02/17/11	at Tennessee *	L, 60-82
02/20/11	Auburn *	W, 65-49
02/24/11	at LSU (ot) *	L, 51-54
02/27/11	Vanderbilt (ot) *	L, 60-74
03/03/11	vs Ole Miss *	W, 62-50
03/04/11	vs Georgia	L, 34-66
03/16/11	Appalachian State	W, 67-54
03/20/11	Charoltte	L, 57-69

2011-12 SCHEDULE

11/4/11	vs. Limestone (exh.)
11/11/11	at Illinois
11/14/11	vs. Alabama A&M
11/17/11	at Clemson
11/20/11	vs. Penn State
11/23/11	vs. College of Charleston
11/27/11	vs. Presbyterian
11/30/11	at Xavier
12/4/11	at NC State
12/11/11	vs. Furman
12/14/11	vs. South Carolina State
12/18/11	vs. North Carolina
12/21/11	vs. Savannah State
12/28/11	at Drexel
1/1/12	vs. Alabama *
1/5/12	vs. Vanderbilt *
1/8/12	at Florida *
1/12/12	at LSU *
1/15/12	vs. Kentucky *
1/19/12	at Auburn *
1/22/12	at Vanderbilt *
1/26/12	vs. Ole Miss *
1/29/12	vs. Mississippi State *
2/2/12	at Tennessee *
2/9/12	at ARKANSAS *
2/12/12	vs. Florida *
2/16/12	vs. Georgia *
2/19/12	at Alabama *
2/23/12	at Kentucky *
2/26/12	vs. ARKANSAS *

TENNESSEE LADY VOLTS

Sunday, Jan. 8 | 2 p.m. | Fayetteville, Ark. (Bud Walton Arena)
 Thursday, Feb. 23 | 6 p.m. | Knoxville, Tenn. (Thompson-Boling Arena)

GENERAL INFORMATION

Location: Knoxville, Tenn.
Enrollment: 27,523
Founded: 1794
Colors: Orange and White
Arena: Thompson-Boling Arena (21,678)
Press Row Phone: 865-974-0110
Chancellor: Dr. Jimmy Cheek
Athletic Director: Joan Cronan

COACHING STAFF

Head Coach: Pat Summitt
Alma Mater: UT-Martin
Record at School: 1071-199 (37)
Career Record: 1071-199 (37)
Assistants: Holly Warlick, Mickie DeMoss, Dean Lockwood

TEAM INFORMATION

2010-11 Record: 34-3
SEC Record/Finish: 16-0/1st
Postseason: NCAA Regional Finals
Final Ranking: 4 (AP)/6th
Letterwinners Ret./Lost: 8/5
Starters Ret./Lost: 4/1

SERIES INFORMATION

Series Record: Arkansas trails 1-22
Last Meeting: Arkansas lost, 53-72
In Fayetteville: 1-10
In Knoxville: 0-11
Neutral: 0-1

MEDIA RELATIONS

Basketball Contact: Debbie Jennings
Office: 865-974-1212
Cell: Not Available
Email: djennings@utk.edu
Website: UTLadyVols.com



2010-11 RESULTS

11/12/10	at Louisville	W, 63-50
11/15/10	Chattanooga	W, 103-43
11/18/10	Virginia	W, 85-73
11/21/10	Arizoon State	W, 80-64
11/25/10	vs Missouri	W, 82-44
11/26/10	vs Georgia Tech	W, 66-42
11/27/10	vs Georgetown	L, 58-69
12/01/10	Lamar	W, 99-55
12/05/10	at Old Dominion	W, 74-44
12/12/10	at Texas	W, 92-77
12/14/10	at Baylor	L, 54-65
12/19/10	Standford (ot)	W, 82-72
12/22/10	East Tennessee State	W, 102-53
12/30/10	Rutgers	W, 87-51
01/02/11	at LSU *	W, 73-65
01/06/11	Alabama *	W, 110-45
01/09/11	Ole Miss *	W, 86-46
01/13/11	at Florida *	W, 83-40
01/15/11	Vanderbilt *	W, 68-56
01/20/11	at South Carolina *	W, 71-56
01/23/11	at Auburn *	W, 73-53
01/27/11	Mississippi State *	W, 81-55
01/30/11	at ARKANSAS *	W, 72-53
02/07/11	at Kentucky *	W, 73-67
02/10/11	Florida *	W, 61-39
02/13/11	at Vanderbilt *	W, 65-57
02/17/11	South Carolina	W, 82-60
02/21/11	Georgia *	W, 77-44
02/24/11	at Ole Miss *	W, 66-39
02/27/11	LSU *	W, 80-60
03/04/11	vs Florida	W, 92-75
03/05/11	vs Georgia	W, 82-58
03/06/11	vs Kentucky	W, 90-65
03/19/11	Stetson	W, 99-34
03/21/11	Marquette	W, 79-70
03/26/11	vs Ohio State	W, 85-75
03/28/11	vs Notre Dame	L, 59-73

2011-12 SCHEDULE

11/1/11	vs. Carson-Newman College
11/8/11	vs. Union (Tenn.)
11/13/11	vs. Pepperdine
11/15/11	vs. Miami (State Farm Tipoff)
11/20/11	at Virginia
11/27/11	vs. Baylor
11/29/11	vs. Middle Tennessee State
12/4/11	vs. Texas
12/11/11	vs. DePaul (Mason Dixon Classic)
12/13/11	at Rutgers
12/17/11	at UCLA
12/20/11	at Stanford
12/28/11	vs. Old Dominion
1/1/12	at Auburn *
1/3/12	vs. Chattanooga
1/5/12	vs. Georgia *
1/8/12	at ARKANSAS *
1/12/12	at Kentucky *
1/15/12	vs. Vanderbilt *
1/19/12	vs. LSU
1/23/12	at Notre Dame
1/26/12	at Alabama *
1/29/12	at Georgia *
2/2/12	vs. South Carolina *
2/5/12	vs. Auburn *
2/9/12	at Vanderbilt *
2/13/12	vs. Kentucky (Play for Kay) *
2/16/12	at Mississippi State *
2/19/12	at Ole Miss *
2/23/12	vs. ARKANSAS *
2/26/12	vs. Florida *

OPPONENTS - CONFERENCE

VANDERBILT COMMODORES

Thursday, Jan. 19 || 7 p.m. || Fayetteville, Ark. (Bud Walton Arena)

GENERAL INFORMATION

Location: Nashville, Tenn.
Enrollment: 6,738
Founded: 1873
Colors: Black and Gold
Arena: Memorial Gymnasium (14,316)
Press Row Phone: 615-320-0436
Chancellor: Nicholas S. Zeppos
Vice Chancellor: David Williams II

COACHING STAFF

Head Coach: Melanie Balcomb
Alma Mater: Trenton St., 1984
Record at School: 215-84 (9)
Career Record: 378-188 (18)
Assistants: Vicky Picott, Kim Rosamond, Tom Garrick

TEAM INFORMATION

2010-11 Record: 20-12
SEC Record/Finish: 10-6/3rd
Postseason: NCAA 1st Round
Final Ranking: Not Ranked
Letterwinners Ret./Lost: 7/4
Starters Ret./Lost: 3/2

SERIES INFORMATION

Series Record: Arkansas trails 5-20
Last Meeting: Arkansas lost, 54-65
In Fayetteville: 4-7
In Nashville: 1-12
Neutral: 0-1

MEDIA RELATIONS

Basketball Contact: TBA
Office: 615-332-4121
Cell: TBA
Email: TBA
Website: VUCommodores.com



2010-11 RESULTS

11/14/10	Howard	W, 80-55
11/18/10	Samford	W, 70-60
11/21/10	at Florida State	L, 66-72
11/26/10	Quinnipiac	W, 111-53
11/28/10	Princeton	W, 74-68
12/01/10	at Bowling Green	L, 68-79
12/05/10	at Denver	L, 65-70
12/07/10	Southern Illinois	W, 81-68
12/09/10	Tennessee-Martin	W, 72-60
12/19/10	at Duquesne	W, 80-59
12/21/10	W. Kentucky	W, 74-48
12/29/10	vs Delaware	W, 72-51
12/30/10	at Virginia Tech	L, 68-74
01/02/11	at Ole Miss *	L, 67-72
01/06/11	Mississippi State *	W, 65-44
01/09/11	Auburn *	W, 67-59
01/13/11	at Alabama *	W, 82-66
01/15/11	at Tennessee *	L, 56-68
01/20/11	ARKANSAS *	W, 65-54
01/23/11	at Kentucky *	L, 68-78
01/30/11	Ole Miss *	W, 71-42
02/03/11	LSU *	W, 55-50
02/06/11	at Florida (2ot) *	W, 103-97
02/10/11	at Georgia *	W, 69-59
02/13/11	Tennessee *	L, 57-65
02/17/11	at Mississippi State *	W, 74-62
02/20/11	Kentucky *	L, 71-80
02/25/11	Florida *	L, 69-74
02/27/11	at South Carolina (ot) *	W, 74-60
03/04/11	vs Mississippi State *	W, 69-55
03/05/11	vs Kentucky	L, 56-69
03/20/11	vs Louisville	L, 62-81

2011-12 SCHEDULE

11/5/11	vs. Clayton State (exh.)
11/11/11	vs. Alabama A&M
11/14/11	vs. Western Illinois
11/16/11	vs. USC Upstate
11/22/11	vs. Sam Houston State
11/25/11	vs. Lipscomb
11/26/11	Championship Game Consolation Game
11/30/11	at Austin Peay
12/2/11	vs. Denver
12/4/11	vs. High Point
12/7/11	at Tennessee-Martin
12/18/11	at North Carolina State
12/22/11	vs. Florida State
12/29/11	vs. Western Carolina
1/5/12	at South Carolina *
1/8/12	vs. Ole Miss *
1/12/12	vs. Auburn *
1/15/12	at Tennessee *
1/19/12	at ARKANSAS *
1/22/12	vs. South Carolina *
1/26/12	vs. Georgia *
1/29/12	vs. LSU *
2/2/12	at Auburn *
2/5/12	at Mississippi State *
2/9/12	vs. Tennessee *
2/12/12	at Georgia *
2/16/12	vs. Florida *
2/20/12	at Kentucky *
2/23/12	at LSU *
2/26/12	vs. Alabama *

SEC TOURNAMENT

Birmingham, Ala. -- The SEC Women's Basketball Tournament makes a return trip to Nashville, Tenn. and the Bridgestone Arena in 2012. This is the fifth time the tournament has been held in Nashville. Previous tournaments held there are 2002, 2004, 2008, and 2011.

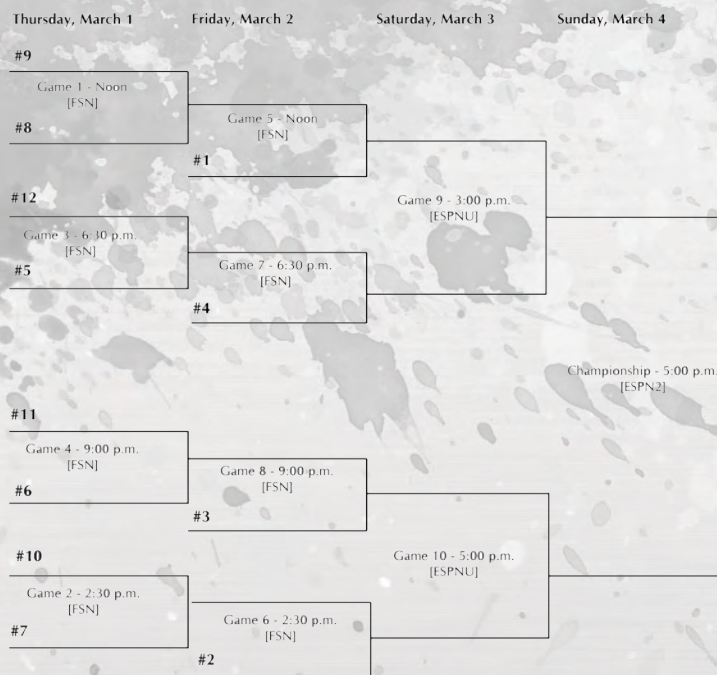
The winner of the 11-game tournament will receive the league's automatic bid to the NCAA Tournament. The tournament seeds and conference champion will be determined by the 16-game regular-season SEC schedule. The top four seeds earn a first-round bye.

The 2012 SEC Women's Basketball Tournament will once again enjoy live television coverage. FSN continues its dedication to SEC events by televising all first round and all second round games. The semifinals will be aired on ESPNU for the second consecutive year, while the championship game will again be televised on ESPN2.

Public tickets for this year's event will go on sale October 4 and can be purchased through the SEC website or by calling 1-800-732-4849.

Prices are: reserved tournament book, \$90; general admission Dr Pepper Six-Pack tournament book, \$60; reserved single-session (six sessions total), \$17; and general admission single-session, \$12 (can only be purchased day of event at arena box office).

2012 SEC WOMEN'S BASKETBALL TOURNAMENT BRACKET
 March 1-4 • Bridgestone Arena (17,576) • Nashville, Tenn.



NCAA Tournament Automatic Qualifier

All times CENTRAL

SEC TEAM-BY-TEAM RESULTS

ALABAMA (ARKANSAS LEADS 15-14)

Jan. 26, 1980	Arkansas	68	Alabama	54	Fayetteville
Jan. 17, 1981	Arkansas	65	Alabama	70	Tuscaloosa
Feb. 22, 1992	Arkansas	76	Alabama	80	Fayetteville
Feb. 20, 1993	Arkansas	56	Alabama	66	Tuscaloosa
Feb. 2, 1994	Arkansas	82	#15 Alabama	75	Fayetteville
Dec. 6, 1994	Arkansas	79	#6 Alabama	93	Tuscaloosa
March 4, 1995	#16 Arkansas	72	#16 Alabama	86	Chattanooga, Tenn. (SEC)
Jan. 4, 1996	#18 Arkansas	85	#19 Alabama	92 (OT)	Fayetteville
Feb. 6, 1997	#17 Arkansas	61	#7 Alabama	102	Tuscaloosa
March 1, 1997	Arkansas	63	#7 Alabama	85	Chattanooga, Tenn. (SEC)
Jan. 11, 1998	Arkansas	102	Alabama	90 (OT)	Fayetteville
Feb. 18, 1999	Arkansas	77	#25 Alabama	73	Tuscaloosa
Feb. 3, 2000	Arkansas	66	Alabama	62	Fayetteville
Feb. 1, 2001	Arkansas	69	Alabama	74	Tuscaloosa
Jan. 10, 2002	Arkansas	70	Alabama	84	Fayetteville
Feb. 3, 2002	Arkansas	72	Alabama	70	Tuscaloosa
Feb. 2, 2003	#12 Arkansas	59	Alabama	58	Tuscaloosa
March 2, 2003	#21 Arkansas	68	Alabama	53	Fayetteville
March 6, 2003	#23 Arkansas	53	Alabama	48	NLR, Ark. (SEC)
Feb. 15, 2004	Arkansas	65	Alabama	68	Tuscaloosa
Feb. 10, 2005	Arkansas	83	Alabama	68	Fayetteville
Jan. 15, 2006	Arkansas	73	Alabama	75	Tuscaloosa
Jan. 18, 2007	Arkansas	71	Alabama	63	Fayetteville
Jan. 17, 2008	Arkansas	63	Alabama	49	Tuscaloosa
Feb. 22, 2009	Arkansas	74	Alabama	69	Fayetteville
Jan. 24, 2010	Arkansas	66	Alabama	62 (OT)	Tuscaloosa
Feb. 21, 2010	Arkansas	58	Alabama	69	Fayetteville
Jan. 16, 2011	#20 Arkansas	57	Alabama	54	Tuscaloosa
Feb. 27, 2011	Arkansas	79	Alabama	92	Fayetteville

ARKANSAS VERSUS ALABAMA

All Time:	5-14
In Fayetteville:	8-5
In Tuscaloosa:	6-7
Neutral:	1-2
Streak:	Alabama W1
1 Point Games:	1-0
2-5 Point Games:	7-5
6-10 Point Games:	2-1
11+ Point Games:	5-8
Since joining the SEC:	14-13
In the SEC Tournament:	1-2
In the NCAA Tournament:	0-0
In the WNIT:	0-0
When Arkansas is ranked:	4-3
When Alabama is ranked:	2-5
In Overtime:	2-1
In November:	0-0
In December:	0-1
In January:	6-4
In February:	7-7
In March:	2-2
Under Collen:	5-2
Under Hudson:	3-2

AUBURN (ARKANSAS TRAILS 10-18)

Nov. 24, 1984	Arkansas	65	Auburn	70	Sanford, Fla. (Sunshine Classic)
Dec. 14, 1989	Arkansas	69	#7 Auburn	84	Fayetteville
Jan. 11, 1992	Arkansas	67	#17 Auburn	56	Fayetteville
Jan. 9, 1993	Arkansas	49	#21 Auburn	68	Auburn
Jan. 22, 1994	Arkansas	57	#23 Auburn	66	Fayetteville
Jan. 22, 1995	Arkansas	80	Auburn	73	Auburn
Feb. 20, 1996	Arkansas	73	#17 Auburn	72 (OT)	Fayetteville
Feb. 9, 1997	Arkansas	77	Auburn	85	Auburn
Feb. 8, 1998	Arkansas	71	Auburn	63	Fayetteville
Feb. 26, 1998	Arkansas	59	Auburn	43	Columbus, Ga. (SEC)
Feb. 7, 1999	Arkansas	46	#19 Auburn	66	Auburn
Feb. 17, 2000	Arkansas	56	#13 Auburn	73	Auburn
Feb. 24, 2000	Arkansas	58	#13 Auburn	71	Fayetteville
Jan. 28, 2001	Arkansas	77	Auburn	68	Fayetteville
Feb. 22, 2001	Arkansas	60	Auburn	68	Auburn
Feb. 17, 2002	Arkansas	88	Auburn	65	Fayetteville
Jan. 26, 2003	Arkansas	36	Auburn	64	Auburn
Jan. 25, 2004	Arkansas	44	#22 Auburn	71	Fayetteville
Feb. 3, 2005	Arkansas	51	Auburn	62	Auburn
Jan. 12, 2006	Arkansas	64	Auburn	60	Fayetteville
Jan. 14, 2007	Arkansas	65	Auburn	62	Auburn
Feb. 10, 2008	Arkansas	68	Auburn	73	Fayetteville
March 2, 2008	Arkansas	57	Auburn	74	Auburn
March 6, 2008	Arkansas	51	Auburn	73	Nashville, Tenn. (SEC)
Jan. 18, 2009	Arkansas	61	#6 Auburn	70	Fayetteville
March 1, 2009	Arkansas	57	#3 Auburn	94	Auburn
Feb. 11, 2010	Arkansas	73	Auburn	58	Auburn
Feb. 13, 2011	Arkansas	59	Auburn	64	Fayetteville

ARKANSAS VERSUS AUBURN

All Time:	10-18
In Fayetteville:	6-7
In Auburn:	3-9
Neutral:	1-2
Streak:	Auburn W1
1 Point Games:	1-0
2-5 Point Games:	2-3
6-10 Point Games:	3-4
11+ Point Games:	4-11
Since joining the SEC:	10-16
In the SEC Tournament:	1-1
In the NCAA Tournament:	0-0
In the WNIT:	0-0
When Arkansas is ranked:	0-0
When Auburn is ranked:	2-9
In Overtime:	1-0
In November:	0-1
In December:	0-1
In January:	5-5
In February:	5-8
In March:	0-3
Under Collen:	2-6
Under Fortner:	3-7

SEC TEAM-BY-TEAM RESULTS

FLORIDA (ARKANSAS TRAILS 7-120)

Jan. 18, 1992	Arkansas	46	Florida	58	Gainesville
Jan. 16, 1993	Arkansas	60	Florida	68	Fayetteville
Jan. 30, 1994	Arkansas	69	Florida	74	Gainesville
Jan. 28, 1995	Arkansas	72	#13 Florida	66	Fayetteville
Feb. 4, 1996	Arkansas	57	#21 Florida	73	Gainesville
Feb. 2, 1997	#18 Arkansas	66	#13 Florida	79 (OT)	Fayetteville
Feb. 5, 1998	Arkansas	69	#10 Florida	80	Gainesville
Feb. 27, 1998	Arkansas	49	#10 Florida	63	Columbus, Ga. (SEC)
Feb. 4, 1999	Arkansas	77	Florida	87	Fayetteville
Feb. 10, 2000	Arkansas	73	Florida	87	Gainesville
March 2, 2000	Arkansas	86	Florida	96	Chattanooga, Tenn. (SEC)
March 25, 2000	Arkansas	62	Florida	83	Fayetteville (WNIT Semis)
Feb. 8, 2001	Arkansas	64	#6 Florida	75	Fayetteville
March 2, 2001	Arkansas	78	#10 Florida	69	Memphis, Tenn. (SEC)
Feb. 21, 2002	Arkansas	58	#16 Florida	64	Gainesville
Jan. 16, 2003	#10 Arkansas	84	Florida	45	Fayetteville
Feb. 22, 2004	Arkansas	82	Florida	68	Gainesville
Jan. 6, 2005	Arkansas	56	Florida	68	Fayetteville
Jan. 26, 2006	Arkansas	69	#24 Florida	63	Fayetteville
Jan. 21, 2007	Arkansas	67	Florida	57	Gainesville
Jan. 20, 2008	Arkansas	74	Florida	92	Fayetteville
Feb. 17, 2008	Arkansas	73	Florida	75	Gainesville
Feb. 1, 2009	Arkansas	78	#12 Florida	94	Fayetteville
Feb. 19, 2009	Arkansas	83	#15 Florida	74	Gainesville
Jan. 3, 2010	Arkansas	53	Florida	59	Fayetteville
Jan. 2, 2011	#22 Arkansas	53	Florida	64	Gainesville
March 3, 2011	Arkansas	59	Florida	68	Nashville, Tenn. (SEC)

GEORGIA (ARKANSAS TRAILS 4-25)

Dec. 10, 1980	Arkansas	49	Georgia	61	Fayetteville
March 18, 1990	#22 Arkansas	81	#7 Georgia	70	Athens
Dec. 19, 1991	#20 Arkansas	62	Georgia	79	Fayetteville
Jan. 13, 1993	Arkansas	71	Georgia	91	Athens
March 5, 1993	#25 Arkansas	73	Georgia	84	Fayetteville
Jan. 8, 1994	Arkansas	64	Georgia	73	Fayetteville
March 4, 1994	Arkansas	62	Georgia	84	Fayetteville
Jan. 8, 1995	#24 Arkansas	67	#11 Georgia	72	Athens
Feb. 24, 1996	Arkansas	54	#2 Georgia	87	Fayetteville
Feb. 23, 1997	#20 Arkansas	63	#5 Georgia	79	Athens
Jan. 21, 1998	Arkansas	51	#18 Georgia	81	Athens
Feb. 20, 1998	Arkansas	81	Georgia	86 (OT)	Fayetteville
Jan. 21, 1999	Arkansas	59	#5 Georgia	68	Fayetteville
Feb. 21, 1999	Arkansas	82	#14 Georgia	98	Athens
Feb. 20, 2000	Arkansas	69	Georgia	72	Fayetteville
Feb. 18, 2001	Arkansas	60	#5 Georgia	81	Athens
March 3, 2001	Arkansas	44	#6 Georgia	63	Memphis, Tenn. (SEC)
Feb. 24, 2002	Arkansas	66	#23 Georgia	45	Fayetteville
Feb. 23, 2003	#15 Arkansas	60	#13 Georgia	69	Athens
Feb. 8, 2004	Arkansas	71	#16 Georgia	63	Fayetteville
Dec. 30, 2004	Arkansas	57	#16 Georgia	78	Athens
Feb. 23, 2006	Arkansas	80	#13 Georgia	86	Fayetteville
Feb. 25, 2007	Arkansas	51	#11 Georgia	69	Athens
Feb. 7, 2008	Arkansas	58	#24 Georgia	72	Fayetteville
Feb. 8, 2009	Arkansas	77	Georgia	64	Athens
Jan. 17, 2010	Arkansas	63	#6 Georgia	73	Fayetteville
Feb. 28, 2010	Arkansas	48	#24 Georgia	79	Athens
Jan. 13, 2011	#20 Arkansas	56	Georgia	59	Fayetteville
Feb. 3, 2011	Arkansas	54	#24 Georgia 57 (OT)	Athens	

ARKANSAS VERSUS FLORIDA

185

All Time:	7-20
In Fayetteville:	3-9
In Gainesville:	3-8
Neutral:	1-3
Streak:	Florida W2
1 Point Games:	0-0
2-5 Point Games:	1-3
6-10 Point Games:	5-7
11+ Point Games:	2-11
Since joining the SEC:	7-30
In the SEC Tournament:	1-3
In the NCAA Tournament:	0-0
In the WNIT:	0-1
When Arkansas is ranked:	1-2
When Florida is ranked:	3-9
In Overtime:	0-1
In November:	0-0
In December:	0-0
In January:	4-7
In February:	2-10
In March:	1-3
Under Collen:	2-6
Under Butler:	1-6

ARKANSAS VERSUS GEORGIA

All Time:	4-25
In Fayetteville:	2-13
In Athens:	2-10
Neutral:	0-1
Streak:	Georgia W1
1 Point Games:	0-0
2-5 Point Games:	0-5
6-10 Point Games:	1-5
11+ Point Games:	3-15
Since joining the SEC:	3-23
In the SEC Tournament:	0-1
In the NCAA Tournament:	0-0
In the WNIT:	0-0
When Arkansas is ranked:	1-6
When Georgia is ranked:	3-16
In Overtime:	0-1
In November:	0-0
In December:	0-3
In January:	0-7
In February:	3-12
In March:	1-3
Under Collen:	1-6
Under Landers:	4-25

SEC TEAM-BY-TEAM RESULTS

186

KENTUCKY (ARKANSAS TRAILS 13-15)

Jan. 15, 1983	Arkansas	43	Kentucky	77	Lexington
Jan. 24, 1992	Arkansas	74	Kentucky	75 (OT)	Lexington
March 6, 1992	Arkansas	63	Kentucky	79	Albany, Ga. (SEC)
Jan. 23, 1993	Arkansas	45	Kentucky	43	Fayetteville
Feb. 5, 1994	Arkansas	60	Kentucky	81	Lexington
Feb. 4, 1995	Arkansas	62	Kentucky	56	Fayetteville
Jan. 28, 1996	Arkansas	65	Kentucky	69	Lexington
Jan. 25, 1997	Arkansas	88	Kentucky	55	Fayetteville
Feb. 28, 1997	Arkansas	71	Kentucky	60	Chattanooga, Tenn. (SEC)
Jan. 31, 1998	Arkansas	79	Kentucky	63	Lexington
Jan. 31, 1999	Arkansas	74	Kentucky	69 (OT)	Fayetteville
Jan. 16, 2000	Arkansas	60	Kentucky	68	Lexington
Feb. 6, 2000	Arkansas	83	Kentucky	70	Fayetteville
Jan. 14, 2001	Arkansas	69	Kentucky	50	Fayetteville
Feb. 4, 2001	Arkansas	84	Kentucky	78	Lexington
Jan. 17, 2002	Arkansas	76	Kentucky	64	Fayetteville
Feb. 13, 2003	Arkansas	70	Kentucky	60	Lexington
Feb. 19, 2004	Arkansas	69	Kentucky	58	Fayetteville
Feb. 27, 2005	Arkansas	67	Kentucky	73	Lexington
Feb. 12, 2006	Arkansas	50	Kentucky	79	Fayetteville
Feb. 18, 2007	Arkansas	60	Kentucky	87	Lexington
March 1, 2007	Arkansas	57	Kentucky	72	Duluth, Ga. (SEC)
Feb. 24, 2008	Arkansas	56	Kentucky	59	Fayetteville
Jan. 11, 2009	Arkansas	63	Kentucky	72	Lexington
Jan. 21, 2010	Arkansas	52	#25 Kentucky	69	Lexington
Feb. 7, 2010	Arkansas	57	#18 Kentucky	71	Fayetteville
Jan. 6, 2011	#25 Arkansas	78	#10 Kentucky	67	Fayetteville
Jan. 24, 2011	Arkansas	54	#20 Kentucky	55	Lexington

ARKANSAS VERSUS KENTUCKY

All Time:	13-15
In Fayetteville:	9-3
In Lexington:	3-10
Neutral:	1-2
Streak:	Kentucky W1
1 Point Games:	0-2
2-5 Point Games:	2-2
6-10 Point Games:	3-3
11+ Point Games:	8-8
Since joining the SEC:	13-13
In the SEC Tournament:	1-2
In the NCAA Tournament:	0-0
In the WNIT:	0-0
When Arkansas is ranked:	1-0
When Kentucky is ranked:	1-3
In Overtime:	1-1
In November:	0-0
In December:	0-0
In January:	7-7
In February:	6-6
In March:	0-2
Under Collen:	1-7
Under Mitchell:	1-5

C'EIRA RICKETTS



SEC TEAM-BY-TEAM RESULTS

LSU (ARKANSAS TRAILS 11-27)

Feb. 11, 1992	Arkansas	74	Louisiana St.	66
Feb. 10, 1993	Arkansas	69	Louisiana St.	66
Feb. 7, 1994	Arkansas	64	Louisiana St.	75
Feb. 14, 1995	#18 Arkansas	82	Louisiana St.	72
Jan. 23, 1996	#22 Arkansas	73	Louisiana St.	72
Jan. 31, 1996	#24 Arkansas	74	Louisiana St.	65
March 23, 1996	Arkansas	63	Louisiana St.	91
Jan. 21, 1997	#13 Arkansas	72	Louisiana St.	79
Feb. 19, 1997	#20 Arkansas	66	#3 Louisiana St.	76
Jan. 6, 1998	Arkansas	81	Louisiana St.	66
Feb. 11, 1998	Arkansas	55	Louisiana St.	77
Jan. 6, 1999	Arkansas	51	Louisiana St.	85
Feb. 11, 1999	Arkansas	86	#20 Louisiana St.	61
Jan. 13, 2000	Arkansas	69	#17 Louisiana St.	82
Feb. 12, 2000	Arkansas	51	#7 Louisiana St.	68
Jan. 11, 2001	Arkansas	54	#9 Louisiana St.	61
Feb. 11, 2001	Arkansas	58	#14 Louisiana St.	62
Jan. 20, 2002	Arkansas	55	Louisiana St.	65
Feb. 10, 2002	Arkansas	80	Louisiana St.	71
Jan. 19, 2003	#10 Arkansas	82	#2 Louisiana St.	72
Feb. 27, 2003	#21 Arkansas	57	#4 Louisiana St.	70
March 7, 2003	#23 Arkansas	72	#6 Louisiana St.	78
Jan. 22, 2004	Arkansas	65	#12 Louisiana St.	73
Feb. 12, 2004	Arkansas	65	#16 Louisiana St.	92
Jan. 20, 2005	Arkansas	45	#2 Louisiana St.	91
Feb. 24, 2005	Arkansas	64	#1 Louisiana St.	90
Feb. 2, 2006	Arkansas	59	#3 Louisiana St.	93
Feb. 19, 2006	Arkansas	42	#2 Louisiana St.	64
Jan. 25, 2007	Arkansas	53	#8 Louisiana St.	70
Feb. 15, 2007	Arkansas	65	#7 Louisiana St.	86
Jan. 10, 2008	Arkansas	54	#11 Louisiana St.	76
Feb. 28, 2008	Arkansas	46	#6 Louisiana St.	83
Jan. 8, 2009	Arkansas	42	Louisiana St.	62
Feb. 5, 2009	Arkansas	53	Louisiana St.	68
Jan. 7, 2010	Arkansas	38	#11 Louisiana St.	65
Feb. 25, 2010	Arkansas	53	#20 Louisiana St.	70
Jan. 27, 2011	Arkansas	53	Louisiana St.	45
Feb. 20, 2011	Arkansas	42	Louisiana St.	40

ARKANSAS VERSUS LSU

187

All Time:	11-27
In Fayetteville:	7-11
In Baton Rouge:	4-14
Neutral:	0-2
Streak:	Arkansas W2
1 Point Games:	1-0
2-5 Point Games:	2-1
6-10 Point Games:	5-6
11+ Point Games:	3-20
Since joining the SEC:	11-27
In the SEC Tournament:	0-1
In the NCAA Tournament:	0-0
In the WNIT:	0-1
When Arkansas is ranked:	4-4
When LSU is ranked:	2-19
In Overtime:	0-0
In November:	0-0
In December:	0-0
In January:	5-11
In February:	6-14
In March:	0-2
Under Collen:	2-8
Under Caldwell:	First Year

LYNDSAY HARRIS



SEC TEAM-BY-TEAM RESULTS

OLE MISS (ARKANSAS TRAILS 10-22)

Dec. 14, 1985	Arkansas	61	#8 Ole Miss	76	Oxford, Miss.
Dec. 9, 1987	Arkansas	72	#8 Ole Miss	88	Pine Bluff, Ark.
Dec. 7, 1988	Arkansas	63	#9 Ole Miss	75	Oxford
Dec. 15, 1990	#13 Arkansas	79	#8 Ole Miss	70	Fayetteville
Jan. 4, 1992	Arkansas	65	Ole Miss	66	Oxford
Jan. 2, 1993	Arkansas	73	Ole Miss	72	Fayetteville
Jan. 16, 1994	Arkansas	54	Ole Miss	56	Oxford
Jan. 14, 1995	Arkansas	74	#17 Ole Miss	75	Fayetteville
Feb. 17, 1996	Arkansas	62	#21 Ole Miss	73	Oxford
March 1, 1996	Arkansas	73	#23 Ole Miss	76	Chattanooga, Tenn. (SEC)
Feb. 16, 1997	#21 Arkansas	71	Ole Miss	62	Fayetteville
Feb. 14, 1998	Arkansas	50	Ole Miss	68	Oxford
Feb. 14, 1999	Arkansas	73	Ole Miss	80	Fayetteville
Feb. 27, 2000	Arkansas	63	Ole Miss	78	Oxford
Feb. 24, 2001	Arkansas	82	Ole Miss	64	Fayetteville
Jan. 6, 2002	Arkansas	46	Ole Miss	81	Oxford
Feb. 28, 2002	Arkansas	78	Ole Miss	60	Nashville, Tenn. (SEC)
Feb. 9, 2003	#14 Arkansas	62	Ole Miss	60	Fayetteville
Jan. 11, 2004	Arkansas	67	Ole Miss	61	Fayetteville
Feb. 29, 2004	Arkansas	73	Ole Miss	84	Oxford
Jan. 9, 2005	Arkansas	73	Ole Miss	85	Oxford
Jan. 30, 2005	Arkansas	52	Ole Miss	75	Fayetteville
Feb. 26, 2006	Arkansas	78	Ole Miss	85	Oxford
March 2, 2006	Arkansas	64	Ole Miss	94	N. Little Rock, Ark. (SEC)
Feb. 4, 2007	#20 Arkansas	87	Ole Miss	90 (2OT)	Fayetteville
Jan. 13, 2008	Arkansas	55	Ole Miss	63	Oxford
Feb. 15, 2009	Arkansas	70	Ole Miss	59	Fayetteville
March 5, 2009	Arkansas	60	Ole Miss	65	N. Little Rock, Ark. (SEC)
Jan. 10, 2010	Arkansas	71	Ole Miss	86	Oxford
Feb. 18, 2010	Arkansas	67	Ole Miss	59	Fayetteville
Jan. 23, 2011	#23 Arkansas	65	Ole Miss	69	Fayetteville
Feb. 17, 2011	Arkansas	56	Ole Miss	53	Oxford

ARKANSAS VERSUS OLE MISS

All Time:	10-22
In Fayetteville:	8-5
In Oxford:	1-13
Neutral:	1-4
Streak:	Arkansas W1
1 Point Games:	1-2
2-5 Point Games:	2-5
6-10 Point Games:	4-4
11+ Point Games:	3-11
Since joining the SEC:	9-19
In the SEC Tournament:	1-3
In the NCAA Tournament:	0-0
In the WNIT:	0-0
When Arkansas is ranked:	3-2
When Ole Miss is ranked:	1-6
In Overtime:	0-1
In November:	0-0
In December:	1-3
In January:	2-9
In February:	7-7
In March:	0-3
Under Collen:	3-5
Under Ladner:	3-5

MISSISSIPPI STATE (ARKANSAS LEADS 16-12)

Feb. 15, 1992	Arkansas	66	Miss State	76	Starkville
Feb. 13, 1993	Arkansas	80	Miss State	51	Fayetteville
Feb. 26, 1994	Arkansas	67	Miss State	61	Starkville
Feb. 26, 1995	Arkansas	86	Miss State	63	Fayetteville
Jan. 6, 1996	Arkansas	67	Miss State	77	Starkville
Jan. 5, 1997	Arkansas	84	Miss State	67	Fayetteville
Jan. 15, 1998	Arkansas	80	Miss State	73	Starkville
Jan. 28, 1998	Arkansas	89	Miss State	70	Fayetteville
Jan. 14, 1999	Arkansas	85	Miss State	58	Fayetteville
Jan. 28, 1999	Arkansas	60	Miss State	81	Starkville
Feb. 24, 1999	Arkansas	70	Miss State	79	Chattanooga, Tenn. (SEC)
Jan. 20, 2000	Arkansas	56	#22 Miss State	69	Starkville
Jan. 18, 2001	Arkansas	72	#21 Miss State	45	Fayetteville
March 1, 2001	Arkansas	94	Miss State	76	Memphis, Tenn. (SEC)
Jan. 24, 2002	Arkansas	82	Miss St. (OT)	85	Starkville
Feb. 20, 2003	Arkansas	59	#16 Miss State	72	Fayetteville
Feb. 1, 2004	Arkansas	55	Miss State	57	Starkville
March 4, 2004	Arkansas	74	Miss State	79	Nashville, Tenn. (SEC)
Jan. 16, 2005	Arkansas	83	Miss State	71	Fayetteville
March 3, 2005	Arkansas	80	Miss State	73	Nashville, Tenn. (SEC)
Jan. 5, 2006	Arkansas	66	Miss State	45	Starkville
Jan. 22, 2006	Arkansas	60	Miss State	58	Fayetteville
Jan. 7, 2007	#20 Arkansas	73	Miss State	81	Starkville
Feb. 1, 2007	Arkansas	75	Miss State	80	Fayetteville
Jan. 27, 2008	Arkansas	56	Miss State	42	Fayetteville
Jan. 25, 2009	Arkansas	65	Miss State	62	Starkville
Jan. 14, 2010	Arkansas	60	Miss State	78	Fayetteville
Jan. 9, 2011	Arkansas	61	Miss State	56	Starkville

ARKANSAS VERSUS MISS STATE

All Time:	16-12
In Fayetteville:	9-3
In Starkville:	5-7
Neutral:	2-2
Streak:	Arkansas W1
1 Point Games:	0-0
2-5 Point Games:	3-4
6-10 Point Games:	3-4
11+ Point Games:	10-4
Since joining the SEC:	16-12
In the SEC Tournament:	2-2
In the NCAA Tournament:	0-0
In the WNIT:	0-0
When Arkansas is ranked:	0-1
When Miss State is ranked:	1-2
In Overtime:	0-1
In November:	0-0
In December:	0-0
In January:	11-6
In February:	3-5
In March:	2-1
Under Collen:	3-3
Under Fanning-Otis:	13-11

SEC TEAM-BY-TEAM RESULTS

SOUTH CAROLINA (ARKANSAS LEADS 16-8)

Feb. 1, 1992	Arkansas	58	South Carolina	51
Jan. 30, 1993	Arkansas	51	South Carolina	76
Feb. 12, 1994	Arkansas	87	South Carolina	77
Feb. 11, 1995	#20 Arkansas	63	South Carolina	62
March 3, 1995	#16 Arkansas	80	South Carolina	70
Jan. 21, 1996	#20 Arkansas	66	South Carolina	58
Jan. 18, 1997	#13 Arkansas	82	South Carolina	71
Jan. 24, 1998	Arkansas	86	South Carolina	67
Jan. 24, 1999	Arkansas	88	South Carolina	80
Jan. 27, 2000	Arkansas	87	South Carolina	79
Jan. 2, 2001	Arkansas	49	South Carolina	66
Jan. 13, 2002	Arkansas	66	#9 South Carolina	91
Jan. 27, 2002	Arkansas	74	#7 South Carolina	46
March 1, 2002	Arkansas	79	#12 South Carolina	61
Jan. 12, 2003	#11 Arkansas	67	#13 South Carolina	58
Feb. 16, 2003	#13 Arkansas	59	#15 South Carolina	83
Jan. 18, 2004	Arkansas	66	South Carolina	52
Jan. 23, 2005	Arkansas	61	South Carolina	49
Jan. 29, 2006	Arkansas	52	South Carolina	61
Feb. 8, 2007	Arkansas	69	South Carolina	74
Feb. 3, 2008	Arkansas	50	South Carolina	59
Feb. 12, 2009	Arkansas	58	South Carolina	54
Feb. 14, 2010	Arkansas	72	South Carolina	68
Feb. 6, 2011	Arkansas	62	South Carolina	64 (OT)

TENNESSEE (ARKANSAS TRAILS 1-22)

Feb. 29, 1992	Arkansas	59	#2 Tenn.	105
Feb. 27, 1993	Arkansas	55	#1 Tenn.	72
Jan. 2, 1994	Arkansas	67	#1 Tenn.	89
Feb. 7, 1995	#20 Arkansas	67	#2 Tenn.	87
Jan. 17, 1996	Arkansas	66	#4 Tenn.	78
Dec. 29, 1996	#22 Arkansas	77	#6 Tenn.	75
Jan. 1, 1998	Arkansas	58	#1 Tenn.	88
March 27, 1998	Arkansas	58	#1 Tenn.	86
Dec. 17, 1998	Arkansas	62	#2 Tenn.	82
Jan. 10, 2000	Arkansas	69	#2 Tenn.	79
Jan. 7, 2001	Arkansas	61	#2 Tenn.	76
Feb. 7, 2002	Arkansas	65	#3 Tenn.	93
Jan. 30, 2003	#12 Arkansas	79	#4 Tenn.	92
Jan. 8, 2004	Arkansas	44	#5 Tenn.	83
Feb. 26, 2004	Arkansas	71	#2 Tenn.	93
Feb. 20, 2005	Arkansas	71	#8 Tenn.	84
Jan. 13, 2005	Arkansas	54	#6 Tenn.	72
Feb. 5, 2006	Arkansas	37	#5 Tenn.	77
Feb. 22, 2007	Arkansas	68	#2 Tenn.	75 (OT)
Jan. 24, 2008	Arkansas	55	#2 Tenn.	98
Jan. 22, 2009	Arkansas	67	#10 Tenn.	76
Feb. 4, 2010	Arkansas	57	#5 Tenn.	74
Jan. 30, 2011	Arkansas	53	#5 Tenn.	72

ARKANSAS VERSUS S. CAROLINA

189

All Time:	16-8
In Fayetteville:	10-1
In Columbia:	5-6
Neutral:	2-0
Streak:	South Carolina W1
1 Point Games:	1-0
2-5 Point Games:	2-2
6-10 Point Games:	8-2
11+ Point Games:	5-4
Since joining the SEC:	16-8
In the SEC Tournament:	2-0
In the NCAA Tournament:	0-0
In the WNIT:	0-0
When Arkansas is ranked:	5-1
When South Carolina is ranked:	3-2
In Overtime:	0-1
In November:	0-0
In December:	0-0
In January:	9-4
In February:	5-4
In March:	2-0
Under Collen:	2-3
Under Staley:	2-1

ARKANSAS VERSUS TENNESSEE

All Time:	1-22
In Fayetteville:	1-10
In Knoxville:	0-11
Neutral:	0-1
Streak:	Tennessee W17
1 Point Games:	0-0
2-5 Point Games:	1-0
6-10 Point Games:	0-3
11+ Point Games:	0-19
Since joining the SEC:	1-22
In the SEC Tournament:	0-0
In the NCAA Tournament:	0-1
In the WNIT:	0-0
When Arkansas is ranked:	1-2
When Tennessee is ranked:	1-22
In Overtime:	0-1
In November:	0-0
In December:	1-1
In January:	0-9
In February:	0-11
In March:	0-1
Under Collen:	0-5
Under Summitt:	1-22

SEC TEAM-BY-TEAM RESULTS

VANDERBILT (ARKANSAS TRAILS 5-20)

Feb. 8, 1992	Arkansas	75	#13 Vanderbilt	79
Feb. 6, 1993	Arkansas	59	#6 Vanderbilt	80
Feb. 20, 1994	#18 Arkansas	58	#14 Vanderbilt	67
Feb. 19, 1995	Arkansas	73	#8 Vanderbilt (OT)	71
Jan. 14, 1996	#14 Arkansas	60	#2 Vanderbilt	65
Jan. 12, 1997	#8 Arkansas	68	#10 Vanderbilt	77
Jan. 18, 1998	Arkansas	80	#6 Vanderbilt (OT)	85
Jan. 17, 1999	Arkansas	57	Vanderbilt	73
Jan. 23, 2000	Arkansas	61	Vanderbilt	52
Jan. 21, 2001	Arkansas	68	#15 Vanderbilt	64
Jan. 31, 2002	Arkansas	67	#8 Vanderbilt	57
March 2, 2002	Arkansas	78	#6 Vanderbilt	81
Jan. 23, 2003	#8 Arkansas	59	#18 Vanderbilt	76
Jan. 29, 2004	Arkansas	69	#24 Vanderbilt	74
Feb. 17, 2005	Arkansas	43	#22 Vanderbilt	78
March 4, 2005	Arkansas	60	Vanderbilt	79
Jan. 8, 2006	Arkansas	52	#20 Vanderbilt (OT)	51
Feb. 9, 2006	Arkansas	59	#22 Vanderbilt	64
Jan. 4, 2007	#20 Arkansas	61	#11 Vanderbilt	98
Jan. 28, 2007	Arkansas	34	#15 Vanderbilt	61
Feb. 21, 2008	Arkansas	50	#25 Vanderbilt	63
Jan. 29, 2009	Arkansas	61	#20 Vanderbilt (OT)	72
Jan. 31, 2010	Arkansas	61	Vanderbilt	67
March 4, 2010	Arkansas	64	Vanderbilt	65
Jan. 20, 2011	#23 Arkansas	54	Vanderbilt	65

ARKANSAS VERSUS VANDERBILT

All Time:	5-20
In Fayetteville:	4-7
In Nashville:	1-12 (includes SEC Tourn.)
Neutral:	0-1
Streak:	Vanderbilt W8
1 Point Games:	1-1
2-5 Point Games:	2-6
6-10 Point Games:	1-2
11+ Point Games:	0-10
Since joining the SEC:	5-20
In the SEC Tournament:	0-3
In the NCAA Tournament:	0-0
In the WNIT:	0-0
When Arkansas is ranked:	0-6
When Vanderbilt is ranked:	4-15
In Overtime:	2-2
In November:	0-0
In December:	0-0
In January:	4-11
In February:	1-6
In March:	0-3
Under Colleen:	0-7
Under Balcomb:	1-11



ASHLEY DANIELS

ARKANSAS VERSUS CONFERENCES

(Based 2010-11 membership)



ATLANTIC 10

Dayton	4-0
Geo Washington	0-2
St. Bonaventure	1-0
St. Louis	3-0
St. Joseph's	0-1
Total	8-3



ATLANTIC COAST

Boston Col.	3-0
Clemson	3-0
Duke	1-2
Georgia Tech	2-0
Maryland	1-1
Miami	1-0
N. Carolina	0-1
NC St.	0-1
Total	11-5



ATLANTIC SUN

East Tennessee State	1-0
Lipscomb	2-0
Mercer	2-0
Stetson	1-0
Total	6-0



BIG 12

Baylor	21-5
Colorado	1-2
Iowa State	1-1
Kansas	2-2
Kansas State	1-2
Missouri	5-4
Oklahoma	7-9
Oklahoma St.	10-10
Texas	3-21
Texas A&M	20-2
Texas Tech	16-9
Total	87-8



BIG EAST

Cincinnati	3-0
Connecticut	0-1
DePaul	2-1
Louisville	2-0
Marquette	1-0
Pittsburgh	1-0
Providence	2-0
Rutgers	0-2
Seton Hall	1-0
West Virginia	0-1
Total	12-5



BIG SKY

Idaho State	1-0
Montana	4-0
Montana State	1-1
Portland State	1-1
Total	7-2



BIG SOUTH

High Point	1-0
Total	1-0



BIG TEN

Illinois	0-2
Indiana	2-1
Iowa	2-0
Michigan	1-0
Minnesota	1-0
Northwestern	2-1
Ohio State	1-0
Penn State	1-0
Purdue	0-2
Wisconsin	1-0
Total	11-6



BIG WEST

Long Beach	0-1
Pacific	2-0
Total	2-1



COLONIAL ATHLETIC

Delaware	1-0
Georgia State	1-0
UNC-W	1-0
Old Dominion	1-0
Virginia Commonwealth ..	0-1
Total	4-1



CONFERENCE USA

UAB	0-1
Central Florida	1-0
Houston	14-8
Memphis	11-8
Rice	23-1
SMU	22-5
Texas El Paso	1-0
Tulane	3-0
Tulsa	16-2
Total	91-25



GREAT WEST

North Dakota	1-0
Total	1-0



HORIZON LEAGUE

Butler	2-0
Detroit	1-0
Loyola-Chicago	1-0
Total	4-0



IVY LEAGUE

Brown	1-0
Dartmouth	1-0
Harvard	2-0
Princeton	2-0
Total	6-0



METRO ATLANTIC

Iona	1-0
Total	1-0



MID CONTINENT

Centenary	3-0
UMKC	6-0
Oral Roberts*	13-8
Southern Utah	2-0
Valparaiso	1-0
Western Illinois	1-0
Total	26-8



MID-AMERICAN

Akron	1-0
Kent State	1-1
Western Mich.	1-0
Total	3-1

ARKANSAS VERSUS CONFERENCES



MID-EASTERN

Coppin State	2-0
Florida A&M.....	2-0
Hampton	1-0
Howard.....	1-0
SC State	1-0
Total	7-0



PACIFIC-10

Arizona	0-1
Arizona State	1-0
California	2-1
Oregon	2-1
Oregon State.....	1-1
UCLA.....	1-0
Stanford.....	1-1
Washington.....	1-1
Washington State.....	2-0
Total	11-6



SWAC

Alabama State.....	2-0
Alcorn State.....	3-0
Grambling.....	5-0
Jackson State	2-0
Miss Valley State.....	7-0
Prairie View A&M.....	1-0
Southern.....	2-1
Texas Southern.....	2-0
Total	24-1



WEST COAST

Loyola Marymount	1-2
St. Mary's (CA)	1-0
San Francisco.....	2-0
Total	4-2



MISSOURI VALLEY

Creighton	1-0
Drake	2-1
Illinois State	0-1
Missouri State.....	19-6
Northern Iowa.....	0-1
Southern Illinois	0-1
Wichita State.....	7-1
Total	29-11



SOUTHERN

Davidson	1-0
Furman	1-0
Georgia Southern	2-0
Wofford	1-0
Total	5-0



SUMMIT LEAGUE

Oral Roberts*	2-0
Western Illinois	1-0
Total	3-0



WESTERN ATHLETIC

Boise State	2-0
Hawai'i	3-2
La. Tech	0-3
Total	5-5

*Changed Conferences



MOUNTAIN WEST

Brigham Young	2-0
New Mexico	1-1
TCU	20-3
UNLV	2-1
Utah	1-1
Total	26-6



SOUTHLAND

Central Arkansas	1-0
Lamar	2-3
McNeese	3-1
Nicholls State	1-0
NW State	9-3
Sam Houston.....	4-0
Southeastern La.....	1-0
Stephen F. Austin	7-3
Texas-Arlington	5-0
UT-San Antonio.....	3-1
Total	35-11



SUN BELT

Ark-Little Rock	1-0
Arkansas State	5-3
Denver.....	1-0
Florida Int'l	0-1
La-Lafayette.....	3-0
La-Monroe.....	9-0
Middle Tennessee.....	2-0
New Orleans.....	7-0
North Texas.....	2-1
S. Alabama.....	2-0
Western Kentucky	4-2
Total	36-7



OHIO VALLEY

Austin Peay.....	2-0
Murray State.....	1-0
SIU-Edwardsville	1-0
Tennessee Tech.....	0-1
Tennessee State.....	2-0
Tennessee-Martin	1-0
Total	7-1

1-In the process of DI status



2011-12 RAZORBACKS

Arkansas Women's Basketball

The University

THE UNIVERSITY OF ARKANSAS

194



Founded in 1871, The University of Arkansas is the flagship institution of the University of Arkansas System. Located in Fayetteville in Arkansas' north-west corner, the U of A is the state's foremost partner and resource for education and economic development.

The U of A offers 213 baccalaureate, master's, doctoral, professional and specialist degree programs. In keeping with its status as Arkansas' land-grant university, the U of A has a 140-year-old mandate to educate, to conduct basic and applied research, and to extend knowledge and resources to the people of Arkansas and beyond through public engagement and service. The Carnegie Foundation for the Advancement of Teaching recently classified the U of A as a national research university with a very high level of research activity, based on the number of doctoral degrees awarded, research grants received, and other factors. The U of A is the only Arkansas institution with such a ranking, and is among just 108 institutions in the United States (out of 4,633) to have received that classification.

The U of A has enormous influence over Arkansas' social, cultural, and recreational life, especially the widespread passion for the university's athletics teams, the Arkansas Razorbacks. The U of A's location in northwest Arkansas is viewed as one of the university's strongest attributes. Fayetteville is widely recognized as one of the best college communities in the U.S. The city's Dickson Street district abuts the U of A campus and features scores of restaurants, shops, and entertainment venues. Northwest Arkansas is a vibrant economic region with a national reputation for its high quality of life.

Three of the U.S.'s largest corporations have their world headquarters in the region: Tyson Foods, J.B. Hunt Transportation, and the world's largest retailer, Walmart Corp. Because of their presence, many other corporations have established primary or secondary headquarters in Northwest Arkansas. Their close proximity to the U of A campus, along with their executives' and employees' active involvement in university life, offers students and faculty exceptional opportunities for research partnerships, internships, and post-graduation employment.

OLD MAIN

One of the original buildings on Arkansas' campus, Old Main symbolizes the strong connection to the past and the focus upon the future which come together in the present at the University of Arkansas. Completed in 1875, Old Main stood the test of time until the mid-1980s when age and modern building codes threatened to send it to the wrecking ball as had happened to its sister building at the University of Illinois. A major fund-raising campaign by alumni totally renovated Old Main. Reopening in 1992, the building maintains the feel of a Victorian-era building with high ceilings and elaborate wooden trim. Just below the surface of the period hardwood floors, Old Main is hard-wired to the internet and built to last well into its second century.

Even with renovation, Old Main remained unfinished until 2005. One of the gifts during the Campaign for the Twenty-First Century specified the installation of a clock, originally planned for the blank faces of the south tower.

As mentioned, Old Main was built from shared plans with its counterpart on the Illinois campus, with one important difference. The north tower of Arkansas' Old Main is taller than the south tower. Legend says this was symbolic of the Civil War as the lead engineer was a northern veteran.

IMPORTANT LINKS FOR FUTURE RAZORBACKS

- ArkansasRazorbacks.com -- the official site of the Razorback Athletic Department
- <http://www.uark.edu> -- the official site of the University of Arkansas
- <http://admissions.uark.edu> - the official site of the Arkansas Admissions Office
- <http://finaid.uark.edu> - the official site of the Arkansas Financial Aid Office
- <http://www.uark.edu/home/visitor.php> - welcome visitors
- <http://www.uark.edu/home/11374.php> - about Fayetteville /Northwest Arkansas
- <http://parking.uark.edu/> - where to park
- <http://www.uark.edu/ua/bookstor/> - the bookstore
- <http://www.arkansasalumni.org/traditions/index.php> - Arkansas traditions
- <http://www.uark.edu/home/11028.php> - campus life
- <http://newswire.uark.edu/> - today's news on campus



THE UNIVERSITY OF ARKANSAS

The U of A boasts one of the most unique features and traditions found on any college or university campus: Senior Walk, a nearly three-mile stretch of concrete sidewalks criss-crossing campus into which the names of every U of A graduate is engraved. More than 140,000 names currently appear, grouped alphabetically by year of graduation. Senior Walk epitomizes the university's emphasis on "putting students first," a philosophy captured in its tag line, "the YOU of A."

The U of A features distinctive architecture, including its signature building, Old Main, finished in 1875. As the original administrative facility, the iconic building now houses the J. William Fulbright College of Arts and Sciences. The college is named in honor of former U of A President (and, later, U.S. Senator) J. William Fulbright, who helped create the prestigious international scholarship and fellowship programs that bear his name. The U of A's distinctive Fulbright Peace Fountain, designed by architect Fay Jones, recognizes its namesake's role in promoting peaceful resolution of world conflicts.

Academically, the U of A is organized into ten schools and colleges: the Dale Bumpers College of Agricultural, Food and Life Sciences; the College of Education and Health Professions; the College of Engineering; the J. William Fulbright College of Arts and Sciences; and the Sam M. Walton College of Business. The university also features the Fay Jones School of Architecture, the Graduate School, the Honors College, the School of Law and the Global Campus, which provides academic outreach and programs to more than 15,000 learners a year.

The U of A's total annual operating budget for FY2011 is \$528 million. Tuition and fee revenues make up the largest source of revenues, followed by an annual state appropriation. Almost 77 percent of all full-time undergraduate students receive some form of financial aid. U of A undergraduate tuition rates were ranked 38th lowest in the nation among land-grant universities, in keeping with the university's emphasis on keeping itself accessible and affordable.

In September 2010, the U of A enrolled a record 21,406 students. The student body consisted of students from all 50 states and more than 100 countries. More than 300 student organizations also exist on campus. There are plenty of things to do on- and off-campus. The HPER Center, the university's state-of-the-art recreational facility, offers a great place to climb, swim, run, lift weights, do aerobics and yoga, or play basketball. Cultural and recreational options include attending lectures, readings, and theatrical performances, shopping opportunities, and listening to live music on nearby Dickson Street.

In 2009, University Chancellor G. David Gearhart presented a long-range strategic plan that was formally endorsed by the elected leaders of the faculty, staff, and student body. The plan emphasizes a commitment to "students first," and outlines goals and strategies to ensure that all students receive the resources and support they need to achieve their academic goals. The plan also emphasizes the U of A's commitment to transparency and accountability to the people of Arkansas in its operation.

More information about the U of A may be found at www.uark.edu.

SENIOR WALK

The University of Arkansas is proud to be the last university in the nation maintaining what once was a common tradition of etching its graduates' names into the campus sidewalks. The 100,000th graduate's name went down in cement during the 1990s. The names on Senior Walk stretch over three miles of campus sidewalks.

The story of Senior Walk is a perfect example of how the University of Arkansas brings its commitment to the past together with innovations for the future. When the costs involved in hand-etching names into concrete forced numerous other universities to give up, the University of Arkansas turned to its physical plant and engineering school grads to create a one-of-a-kind computerized sandblasting machine -- the SandHog. Each summer, the SandHog roars across the front lawn of Old Main, etching the names of graduates into sidewalks.

COLLEGES AND SCHOOLS

Honors College - <http://honorscollege.uark.edu/>

Dale Bumpers College of Agricultural, Food and Life Sciences - <http://bumperscollege.uark.edu/>

Fay Jones School of Architecture - <http://architecture.uark.edu/>

J. William Fulbright College of Arts and Sciences - <http://fulbright.uark.edu/>

Sam M. Walton College of Business - <http://waltoncollege.uark.edu/>

College of Education and Health Professions - <http://coehp.uark.edu/>

College of Engineering - <http://www.engr.uark.edu/home/>

Global Campus - <http://globalcampus.uark.edu/>

Graduate School - <http://grad.uark.edu/>

School of Law - <http://law.uark.edu/>



THE UNIVERSITY OF ARKANSAS

CHANCELLOR DR. G. DAVID GEARHART

196

Dr. G. David Gearhart became the chancellor of the University of Arkansas on July 1, 2008, following 10 years of service to the university as vice chancellor for university advancement. Previously he was senior vice president of Penn State University, during which time he was named a Fulbright Scholar, studying at Oxford University in Oxford, England.

His Bachelor of Arts degree is from Westminster College in Missouri. Both his law degree and his doctor of education degree are from the University of Arkansas. He is a native of Fayetteville.

Prior to being appointed chancellor, Dr. Gearhart oversaw the Campaign for the Twenty-First Century, the most successful capital campaign in Arkansas history, which raised more than \$1 billion for academic programs.

As chancellor, Dr. Gearhart instituted the first tuition freeze in 24 years and implemented a \$220 million campus building renovation and refurbishment plan, as well as a campus-wide energy savings plan. He has also undertaken a renewed emphasis on the arts on campus, including the establishment of the "All Steinway Campus."

Dr. Gearhart has additionally implemented a major cost savings program that has already resulted in over \$29.4 million in cost reduction and savings to the flagship campus. Campus enrollment has also grown by nearly 4,000 students in the past three years to almost 22,000 students. At the same time, diversity in the student body has increased significantly.

He and his wife of more than 35 years, Jane, have two children and two grandchildren.



Faculty Athletic Representative Dr. Sharon Hunt

Chancellor G. David Gearhart appointed Dr. Sharon Hunt to be the faculty athletics representative (FAR) for the University of Arkansas in August 2010.

Dr. Hunt is the first woman and non-lawyer to hold the post. Dr. Hunt has been on the University of Arkansas faculty for 21 years and has served as head of the recently renamed Department of Health, Human Performance and Recreation in the College of Education and Health Professions for that entire time except for the 2000-01 academic year, when she served as interim dean of the college. On June 30, 2011 Dr. Hunt stepped down as Department Head and returned to the faculty at the rank of Professor giving her more time to devote to the FAR position.

A high school athlete, Hunt's involvement with collegiate athletics dates back to her own college days at the University of Arkansas when she played extramural sports with the women's basketball and tennis teams prior to the enactment of Title IX.

After receiving her bachelor's and master's degrees in physical education from the university, she went on to earn a doctor of education degree from the University of Georgia, where she taught a variety of sport-activity courses as a graduate assistant. Upon the completion of her doctoral degree, she joined the faculty of the University of Kentucky for 13 years, where she taught both undergraduate and graduate courses and served as the graduate coordinator for the Department of Health, Physical Education and Recreation. In 1990, she and her family returned to Fayetteville.

The FAR's responsibilities lie in three broad areas: academic integrity within the athletics program, student-athlete well-being, and institutional control of the athletics program. Dr. Hunt is involved in the student-athlete advisory council on campus and chairs the Academic Credential Review Committee and Athletic's Academic Integrity Committee, and serves as an ex-officio member of the Faculty Athletics Committee. In addition, she travels to represent the University of Arkansas at various SEC and NCAA meetings.

Dr. Hunt was instrumental in establishing the graduate athletic training education program in the College of Education and Health Professions, and she has worked closely with athletics on that program. The athletics department provides support to students in the athletic training education program in the form of a stipend, books and travel to the Arkansas Athletic Trainers' Association annual meeting. Two endowed scholarships for athletic training students in honor of longtime Razorback trainers Dean Weber and the late Bill Ferrell were established through the athletics department.

Dr. Hunt has been married to David Hunt since 1973, and they have an adult son and daughter as well as a grandson.



THE UNIVERSITY OF ARKANSAS

VICE CHANCELLOR FOR INTERCOLLEGIATE ATHLETICS & DIRECTOR OF ATHLETICS

JEFF LONG

Entering his fourth full year as Vice Chancellor and Director of Athletics, Jeff Long has guided the University of Arkansas' Department of Intercollegiate Athletics through a period of unprecedented transition while revitalizing a tradition-rich athletics program encompassing 19 sports and more than 460 student-athletes.

Long leads a comprehensive athletics program uniformly committed to the development of student-athletes academically, athletically and socially. A part of Chancellor G. David Gearhart's Executive Committee, Long is helping to chart the course for the future of higher education at the University of Arkansas while integrating Razorback Athletics into the campus community. In each of the past two years, Razorback Athletics has made a \$1 million gift to support the university's academic mission bringing the department's support of the greater university community to nearly \$4 million.

In Long's tenure, Arkansas has captured eight conference championships and advanced to 53 post-season competitions, including the school's first Bowl Championship Series appearance in football, while drawing more than a million fans annually to campus to cheer on the Razorbacks. In 2010-11, Arkansas finished in the top 25 of the NACDA Sports Directors Cup for the third time in the past four years, marking the first time in school history that has been accomplished.

In the classroom, the Razorbacks continue to set new standards including posting a student-athlete grade point average exceeding 3.0 for an unprecedented third consecutive year. Arkansas exceeds the national APR multi-year rate by more than 10 points in 18 sports and has seen a steady rise in graduation success rates.

Student-athlete development has also been a priority including the establishment of the Razorback Leadership Academy, the first of its kind in the Southeastern Conference. In the community, Razorback student-athletes are more active than ever volunteering more than 3,300 hours of time for more than 80 agencies, organizations and schools.

Long was selected to replace legendary athletic director and former Razorback football coach Frank Broyles and even before he officially took the reins on Jan. 1, 2008, Arkansas announced that it would combine its previously independent men's and women's athletic programs into one combined athletic program. Long adeptly blended the men's and women's athletic departments into one unified department and established a new administrative structure.

He has recruited some of the nation's most successful coaches to Arkansas including head football coach Bobby Petrino and head men's basketball coach Mike Anderson. He also signed head baseball coach Dave Van Horn to a long-term deal to remain in Fayetteville. In fact, Arkansas is one of only four schools in the nation to boast coaches who have made a BCS bowl game, the Elite Eight and the College World Series.

Long has also worked tirelessly to maintain long-time relationships and to forge new relationships for the benefit of the Razorback program including extending Arkansas' relationship with War Memorial Stadium and helping re-establish the Razorbacks' presence in Texas, partnering with former Razorback Jerry Jones to develop the Southwest Classic, a 10-year football series with Texas A&M played at the spectacular Cowboys Stadium.

As economic indicators were beginning to point toward challenging economic times, Long signed Arkansas to a deal with IMG College to form Razorback Sports Properties that guarantees the Razorback program \$73 million during the course of the decade-long agreement. Long also negotiated an extensive all sports apparel and footwear agreement with NIKE, Inc. that will outfit all 19 Razorback sports programs through the 2014-15 season.

Working alongside the Razorback Foundation leadership team, the athletic department recently launched the "Answer the Call" campaign to help meet the growing financial needs of fielding a nationally competitive all sports program. More than 2,600 new members have joined the Razorback Foundation while helping generate much needed support for Razorback student-athletes.

A number of athletic facilities have also seen a transformation with Bud Walton Arena undergoing extensive renovations, including replacement of the lower seating bowl and the addition of courtside seating, ribbon boards and a courtside club room. In the spring of 2009, a new synthetic playing surface was installed at Donald W. Reynolds Razorback Stadium.

With an eye towards the future, Long commissioned a master plan to assess the future facility needs of the program. Construction of a new football center is already underway with a targeted completion date in 2013.

A veteran administrator with a track record of the highest commitment to the concept of "student-athlete," Long has had more than two decades experience in athletic administration at the Division I level including at the University of Pittsburgh, University of Oklahoma, University of Michigan, Virginia Tech University, Eastern Kentucky University and Rice University. Long also understands the coach's perspective from time spent in coaching staff positions at Duke University, University of Michigan and North Carolina State University.

His experience as an athletic director and administrator in America's most prestigious conferences – the Big 12, Big Ten, Big East, Atlantic Coast and now SEC – gives Long a uniquely informed perspective on intercollegiate athletics. During his career, Long has served in five of the six Bowl Championship Series leagues.

On the forefront of NCAA governance, Long has served on the NCAA Management Council, the NCAA's Sports Wagering Task Force and as a member of the Executive Committee of the Division I-A Athletic Directors' Association. Long currently serves on the NCAA Championships Sports Management Cabinet.

Prior to assuming his current roles at Arkansas, Long served for four years as the athletic director at the University of Pittsburgh. Long redefined Pitt athletics, most notably through the "Quest for Excellence" campaign that raised nearly \$34 million to enhance the student-athlete experience. During his tenure the Panthers' were selected as the No. 17 overall program in the nation in the December 2006 Sports Illustrated on Campus' All-Sport Rankings.

Before arriving at Pitt, Long was senior associate athletic director at Oklahoma for two and a half years overseeing external affairs for the Sooners. In addition, Long was the primary administrator for the Sooners' highly successful football and men's basketball programs, along with sport supervision of baseball, wrestling and both golf teams.

Long's first appointment as a director of athletics was at Eastern Kentucky where he served for two and a half years. Prior to Eastern, Long had a brief stay with Virginia Tech as an associate athletics director.

He began his career in college athletic administration at Michigan, hired by legendary coach and athletics director, the late Bo Schembechler. During his seasons with the Wolverines, Long was promoted through a series of posts to the position of associate athletics director.

A former two-sport athlete at Ohio Wesleyan, Long earned seven varsity letters for the Bishops in football and baseball before completing his degree in economics in 1982. He started his post-graduate career in athletics working on head coach Tom Reed's staff as a graduate assistant football coach at the cradle of coaches, Miami University of Ohio. Long earned his master's in education at Miami in 1983, moving on to football staff positions at Rice, Duke and N.C. State prior to joining Michigan.

An Ohio native from Kettering, Long is married to the former Fanny Gellrich of Ann Arbor, Mich. The Longs have two daughters, Stephanie and Christina.



The Longs: (l-r): Stephanie, Christina, Jeff and Fanny.



BEV LEWIS Asso. Vice Chancellor & Executive Associate AD

Bev Lewis has served the University of Arkansas and its Razorback athletic programs for more than three decades.

The former women's athletic director prior to the department merger in 2007-08, Lewis now serves as the associate vice chancellor and executive associate athletic director for administration and sport programs. Lewis is also the coordinator of a five-member sport administrator group that provides day-to-day administrative support for each of Arkansas' 19 sports. Lewis is the sport administrator for men's and women's cross country, men's and women's track and field, men's and women's golf, gymnastics, softball and volleyball. In addition, Lewis is the primary administrator working with the Razorbacks' strength and conditioning units and athletic training and sports medicine program as well as overseeing the media relations and new media divisions. She also serves as a liaison to the faculty senate and the faculty athletic committee, and coordinates the department's NCAA certification, Title IX compliance and strategic planning. Lewis was elected to the 2011-12 Southeastern Conference Executive Committee assisting the league office in a leadership role.

The largest portion of her service to the university was her 19-year tenure as the Director of Women's Athletics. As a result of her strong emphasis on the classroom, Razorback female student-athletes received numerous academic honors including national academic All-American of the year, team academic national titles and the university's first two SEC/H. Boyd McWhorter Scholar-Athletes of the Year.

Her leadership was also a part of the success of the university's Campaign for the Twenty-First Century. Lewis directed Women's Athletics to over \$11.5 million in direct support for women's teams. During the campaign, Lewis received one of her greatest personal honors as Bob and Marilyn Bogle requested that Arkansas' \$6 million facility be named the Bev Lewis Center for Women's Athletics.

In 1998, she was voted into the University of Arkansas Hall of Honor by the university's letterwinners in recognition of her contributions both as a coach and an administrator.

Lewis served collegiate athletics at the highest level as an administrator, first with the NCAA Championship Cabinet and recently on the NCAA Management Council. Prior to assuming the duties of AD, Lewis was women's cross country and track coach. Her Arkansas coaching milestones included the first women's squad to achieve a national ranking and the first conference championship team with the 1988 Southwest Conference Cross Country Championships.

Lewis earned her bachelor's degree from Central Michigan in 1979 and followed it with her master's from Purdue prior to her arrival at Arkansas in 1981.

Her husband, Harley, is the former athletic director at the University of Montana, former assistant director of championships with the NCAA, and former development officer at Arkansas.



MATT TRANTHAM Senior Associate AD for Internal Operations

Overseeing Razorback facilities, event management and equipment operations, Matt Trantham joined the University of Arkansas in 2008 as the senior associate athletic director for internal operations.

Supervising several major projects in his first year with the Razorbacks, Trantham guided the \$2.5 million renovation of Bud Walton Arena and the \$1.3 million restoration of synthetic playing surface at Donald W. Reynolds Razorback stadium in 2008-09.

This year, he is overseeing the Master Plan currently underway for all athletic facilities. One of the first projects within the master plan is scheduled to begin in the 2011-12 academic year with the expansion of the football practice facilities including meeting rooms, academic center and offices.

Prior to joining Arkansas, Trantham began his career with the University of Oklahoma in July 1999 as the promotions director for the athletic department where he worked with all 20 of OU's teams. He was named assistant athletic director for event management in 2004 and was promoted to associate athletic director in 2006.

In his role as associate AD for event management, Trantham oversaw more than 500 events a year, coordinated the efforts of more than 1,500 event staff members and was responsible for activities within 13 athletic facilities. He also served as OU's liaison with all postseason events including both Big 12 and NCAA championship competitions. Prior to joining the Sooners, Trantham spent five seasons in professional sports in Washington, D.C. Trantham earned his bachelor's of science degree in business management from Centenary College in 1990 and a master's degree in sports management from the United States Sports Academy in 1998.

Trantham and wife Kristen are parents of two sons, Will and Davis; and two daughters, Morgan and Paige.



JON FAGG Senior Associate AD for Compliance and Student-Athlete Services

Jon Fagg joined the University of Arkansas as a senior associate athletic director for compliance and student-athlete services in the summer of 2008, overseeing all aspects of compliance and academics. He serves as a member of the senior management group for the Razorbacks.

Fagg supervises NCAA and Southeastern Conference rules compliance and education. He reports directly to the vice chancellor and director of athletics, and has an informational reporting relationship on compliance issues with the university's Office of the General Counsel.

In addition to compliance, Fagg also supervises the student-athlete services department which advises and offers support to more than 450 Razorback student-athletes.

Fagg joined the Razorback staff after spending the past seven years at North Carolina State. Hired in March 2001, he served four and half years as an assistant athletics director for compliance before being promoted to associate athletics director for compliance in the fall of 2005.

While with the Wolfpack, Fagg's responsibilities included coordinating all aspects of the NCAA compliance program, including rules education for intercollegiate staff and related university personnel, and advisement, education and interpretations regarding NCAA rules and regulations.

Prior to his tenure at North Carolina State, Fagg spent three years as the assistant athletics director for compliance at Fresno State. He also served one year as director of compliance for the Big South Conference.

His first athletics administrative experience came at Mars Hill College where he handled compliance duties as well as serving as an assistant coach for the football team for three seasons. His coaching experience also includes a stint as an assistant coach at Davidson from February 1992 to June 1993 and as a GA coach at his alma mater, the University of Arizona, from January 1991 to February 1992.

Fagg and his wife Amanda have three children: Jon Madison and twins, Reed and Ellie.



CHRIS WYRICK Senior Associate AD for Development

Chris Wyrick joined the University of Arkansas in May 2008 and returns to the Athletic Department as a senior associate athletic director for development after spending the past year leading the highly successful Razorback Seat Value Plan (RSVP) as part of the Answer the Call Campaign for the Razorback Foundation. Wyrick's duties for Razorback Athletics include leading the capital gifts and major gift fund-raising efforts to support of the department's facilities master plan. He will continue to be the primary contact between Razorback Athletics and the Razorback Foundation. He also oversees the Razorback Ticket Office and serves as the liaison with Associated Student Government.

Prior to spending the past year assisting the Razorback Foundation, Wyrick served as the senior associate athletic director for external affairs, which included oversight for marketing and promotions, collegiate licensing program, media relations, multi-media partners and the athletic department web site. He also worked with the associate athletic director for finance and business in supervision of the Razorback Ticket Office while also serving as the sport administrator for men's basketball and men's and women's golf at Arkansas.

In 2010, Wyrick served as the executive director of RSVP, or Razorback Seat Value Plan, working with the department to develop a plan that aligned fans' seat locations with their Razorback Foundation donor classifications. The year-long effort, which generated more than 2,600 members, encouraged fans to "Answer the Call" giving them the opportunity to select their football seat location.

A native of Greensboro, N.C., Wyrick joined Arkansas after two years at South Carolina where he was associate athletics director for development. Prior to USC, he spent six years at Vanderbilt as an administrator.

A 1992 graduate of North Carolina State with a degree in political science, Wyrick and his wife Merrily have two daughters, Caroline and Caitlin.

THE UNIVERSITY OF ARKANSAS

ARKANSAS SENIOR STAFF



CLAYTON HAMILTON

Associate AD Chief Financial Officer

Clayton Hamilton joined the Razorbacks in January 2010, assuming the role of Chief Financial Officer with oversight of the department's financial affairs, business operations, and human resources. Hamilton has over 15 years of financial management experience, including stops at Colorado, Florida State, the Dallas Cowboys, and the Cleveland Cavaliers. He is an active member of the College Athletic Business Management Association, having most recently served as president in 2009, and has served on various NCAA strategic task forces. He is also a past recipient of the College Athletic Business Manager of the Year Award. A native of Arkansas, Hamilton graduated from the University of Arkansas in 1994 with a bachelor's degree in accounting. He obtained a master's degree in sports management from the US Sports Academy in 1997, and his CPA certification from the State of Arkansas in 1998. Hamilton and his wife Stephanie have two children, Lauren and Caylee.



MELISSA HARWOOD-ROM

Associate AD for Student-Athlete Academic Support and Achievement

Serving as the lead coordinator for academic support for all 19 Razorback sports, Melissa Harwood-Rom brings over 20 years of experience at Arkansas. Joining the university in 1989 after working with football and men's basketball at Washington State, she developed the former women's athletics department academic system before being named to oversee all teams in the summer of 2008. She and university professor Curt Rom have two children, Zoe and Clio.



CHRIS POHL

Associate AD for Events

A former championships director for the NCAA, Chris Pohl joined Arkansas in 2002 to manage marketing and promotion for the women's sports after 11 years at the NCAA. Pohl moved into event management in 2008 and oversees the event management department which coordinates all home and postseason events for the Razorbacks. Her primary sport responsibilities include football, men's and women's basketball and swimming and diving. A 1981 graduate of Central Michigan and basketball letterwinner, she earned her master's in 1984 from Penn State.



BRIAN PRACHT

Associate AD for Marketing

Brian Pracht joined the Razorbacks in July 2010, with more than 15 years of collegiate marketing and promotions experience working at Wichita State, Long Beach State and the Southland Conference. His responsibilities at Arkansas include overseeing marketing, promotions, ticket sales, licensing, in addition to serving as the staff liaison with International Sports Properties (IMG College) and Razorback Sports Properties (RSP).

Pracht graduated in 1994 with a bachelor's degree in business administration from Emporia State in Kansas. He and his wife Amy have two daughters, Caroline and Lily.



TRACEY STEHLIK

Associate AD for Compliance

Starting her 28th year with the University of Arkansas, Tracey Stehlik serves as associate athletic director for compliance. In addition, Stehlik serves as the sport administrator for women's basketball, swimming and diving and men's and women's tennis. She began her career as an assistant women's basketball coach and was a part of the staff that won the only women's hoops conference championships at Arkansas. Stehlik worked in a variety of administrative roles since leaving the court including compliance and game management. She and husband Wayne have two daughters, Mollie and Maggie.



KEVIN TRAINOR

Associate AD for Public Relations

Starting his 17th season at Arkansas, Kevin Trainor is in his fourth year as associate athletic director and his second as the department's Public Relations Director. He also serves as a sports administrator for baseball. Trainor was a nearly 20-year veteran in the media relations office before assuming his current role. A university graduate in journalism in 1994, he earned his master's at Arkansas in 2005. Trainor and his wife, the former Ruth Whitehead, are the parents of two daughters, Emma and Ellie.



JUSTIN MALAND

Assistant AD for Facilities

Justin Maland joined the Razorbacks in 1999 and is beginning his fifth year as an assistant AD for facilities in 2011. A Harrison, Ark., native and former college student-athlete, Maland oversees all competition and practice venues, offices and facility expansion for the Razorbacks. He is currently working on the Razorbacks' master plan for facilities which includes upcoming additions for football. Maland earned his master's in sports management from Arkansas in 2001. He is married to the former Sarah Parnell, and the Malands are the parents of two children, Macy and Jack.



ERIC A. WOOD

Assistant AD for Student-Athlete Development

Eric A. Wood joined the university in 2009 working to develop programs that contribute to the personal growth and character development of Razorback student-athletes. Wood worked in a similar role at the ACC and is the current chair of the NCAA Student-Athlete Affairs Advisory Committee. He also spent a year at Wake Forest and at the University of New Haven. Wood is a 1998 graduate of Sacred Heart University and was a three-year letterman in football. He earned his Master's Degree from Clemson in 2000. Wood and his wife Celia have a daughter, Eliana Jewel.

THE UNIVERSITY OF ARKANSAS

200

RAZORBACK SUPPORT SERVICES



ACADEMIC SERVICES

Recognizing the difficulty of balancing the demands of athletic competition at the highest level and completion of the rigorous academic standards of a Carnegie research-level university, the Razorback Athletic Department provides support services through both facilities and personnel to guide Arkansas student-athletes to their ultimate goal: University of Arkansas diploma.

The key components of the Student-Athlete Academic Support and Achievement (SAASA) are personal development, career development, academic tutoring, study hall facilities, class attendance monitoring and incentive awards recognizing academic achievement.

THE BOGLE ACADEMIC CENTER

There is no higher priority for the University of Arkansas Athletic Department than the academic progress of its scholar-athletes. Thanks to the generous gift of Bob and Marilyn Bogle, the home of the Razorback Athletic Department's Student-Athlete Academic Support and Achievement program is the Bob and Marilyn Bogle Academic Center. The 15,000-square foot Bogle Academic Center is located in the east side of Donald W. Reynolds Razorback Stadium. Under the overall direction of Senior Associate Athletic Director Jon Fagg, the Bogle Academic Center houses the Arkansas Razorbacks Academic Support Program, the Razorback Office of Student Life and the Career Development Program.

Associate Athletic Director for Student-Athlete Support Services Melissa Harwood-Rom oversees the staff of professionals dedicated to directing student-athletes to reach their personal academic goals, and to do so in ways that balance their academic, athletic and personal lives.

STUDY HALL AND TUTORS

A quiet setting for uninterrupted study, the Bogle Academic Center provides three types of study hall space. The computer lab has more than 30 stations for individual computer-based study. An open study hall is available for group or individual study, and monitored by staff members of the SAASA. There are 17 individual study carrels that provide space for tutors to meet with student-athletes for individual instruction in specific subjects.

Each Razorback team sets its own criteria for study hall attendance. The use of tutors is a key element for academic success, allowing for individualized assistance and for reaching academic excellence in advanced subjects.

STUDENT-ATHLETE DEVELOPMENT

The mission of the Student-Athlete Development Office is to contribute to the personal growth and character development of Razorback student-athletes through holistic programming for success in life.

The Student-Athlete Development Office continues to expand its commitment to the offerings and opportunities in the following areas:

- * Academic Excellence
- * Athletic Excellence
- * Career Development and Graduate School Preparation
- * Community Service
- * Personal Development
- * Health and Wellness
- * Leadership and Character Development
- * Financial Planning



OUR GOALS

- * Provide the resources to support the academic progress toward intellectual development and graduation for our student-athletes.
- * Provide career development programs that will enable our student-athletes to develop and pursue career and life goals.
- * Engage our student-athletes in experiences involving the university, local, state, national, and global communities through services.
- * Support the development of a well-balanced lifestyle, decision-making skills, encouraging emotional well-being, and personal growth for our student-athletes.
- * Invest in the personal development of our student-athletes through various programs that enable them to be successful in the classroom, the community, and in their athletic activities.

The Student-Athlete Development Office coordinated more than 3,000 hours dedicated to service in Northwest Arkansas and worldwide. Razorback student-athletes worked with more than 80 agencies giving of their time and energy last season.

Razorback student-athletes took advantage of the Razorback Leadership Academy, the first of its kind in the SEC in 2010-11 as well. Student-athletes, coaches and staff were shown steps to become better leaders on their teams, in the classroom, in the workplace and in life.

Finally, student-athletes participated in Hogs in Transition, a program designed to help Razorbacks make the move to life after college and athletics. Student-athletes took part in career fairs, corporate office visits and interview training.

THE UNIVERSITY OF ARKANSAS

RAZORBACK SUPPORT SERVICES

COMPLIANCE

The University of Arkansas Department of Intercollegiate Athletics is proud to have your interest and support in the Razorbacks. The Razorback Athletics Compliance Office works hard to educate its student-athletes, coaches, staff and boosters on the rules and regulations mandated by the Southeastern Conference and the NCAA.

SEC and NCAA rules and regulations can be complex, and every situation is different. The Razorback Compliance Office makes every effort to disseminate information, and they encourage student-athletes, coaches, staff and boosters to contact them if there are questions.

The Razorback Athletics Department is proud of your support of the Razorbacks, but we caution you that inadvertent actions by our fans may jeopardize the department, current student-athletes or potential student-athletes.

MARKETING

The excitement of the University of Arkansas athletic teams continues to grow each season in the Southeastern Conference. Razorback football began a new era under head coach Bobby Petrino. Basketball coaches Mike Anderson and Tom Collen are bringing great excitement to Bud Walton Arena. Razorback baseball has witnessed an explosion of fans at Baum Stadium.

State-of-the-art facilities, the nation's best coaches and players and the greatest fans in college athletics come together for some of the most exciting events that take place in the state of Arkansas.

The Razorback marketing staff is a big part of the behind-the-scenes success of all 19 teams at the university. They assist in the branding of our image, getting information to our fans and helping to fill our venues.

Their work is evident in our stadiums, on the scoreboards and during pre-event, halftime and post-events. They work

with sponsors, maintain the department's Facebook page and welcome new fans with creative ticket and suite packages.

The Razorback Marketing Office also handles the department's licensing and trademark guidelines making sure the fans get the Razorback quality they have come to expect.

SPIRIT SQUAD

Along with being a Razorback, serving as a Razorback cheerleader has a long tradition at the University of Arkansas. Currently, the Razorbacks have two squads, a Red and White, that inspire the crowds at all home sporting events.

Arkansas also has a dance team, the Razorback Pom Squad, which performs at halftime of many events. Members of the Pom Squad also serve at baseball games as RBI Girls. Arkansas has a team of uniformed mascots, led by the original Big Red, the Fighting Razorback. Sue E. joined the family along with kid-sized Pork Chop in the late 1990s. Boss Hog is a 9-foot-tall inflatable mascot that rounds out the team.

Jean Nail serves as the coordinator for cheerleaders and mascots. She is assisted by Kraig Jimenez and Brooke Bailey. For more information on the cheer squads and tryouts, go to the Spirit Squad section of ArkansasRazorbacks.com.

SPORTS MEDICINE

The University of Arkansas Sports Medicine staff is committed to provide each Razorback student-athlete with state-of-the-art medical care. The goal of our sports medicine program is to assist every student-athlete in staying healthy and injury free. The athletic training staff, in conjunction with our team physicians, will coordinate the delivery of professional and comprehensive preventative, treatment, rehabilitation, and counseling services.



THE UNIVERSITY OF ARKANSAS

RAZORBACK FOUNDATION, INC.

Performing the vital role of supporting the student-athletes at the University of Arkansas with financial support, the Razorback Foundation, Inc., is in its fourth decade of working alongside the athletic department to advance Razorback Athletics.

The goal of the foundation is ensuring that the more than 460 student-athletes at Arkansas have the equipment, facilities and overall support to achieve the goals of graduation and athletic achievement.

The Foundation embarked on a new campaign "Answer the Call" for the 2011 football season.

At the close of this campaign, approximately 2,600 new donors joined the Razorback Foundation. Every membership level saw an increase with a thirty percent increase in the top three classifications. The number of former letterwinners supporting the Razorback Foundation has grown to over 1,000, and with the recent hiring of head basketball coach Mike Anderson, membership numbers are expected to continue to increase.

The Foundation, officially incorporated and relocated off campus in 1988, has helped provide financial aid for the construction of the Broyles Athletic Center (football and administrative offices), Charlie Baum Stadium at George Cole Field (baseball), John McDonnell Field (outdoor track and field), Randal Tyson Track Center (indoor track and field), Dills Indoor Tennis Center, the George M. Billingsley Tennis Center (outdoor), Donald W. Reynolds Razorback Stadium (football) and has already begun fundraising efforts for several of the Capital Campaign Master Plan facilities.

MISSION STATEMENT

The stated mission of the Razorback Foundation, Inc., is to support the athletic endeavors of the University of Arkansas Razorbacks.

The Foundation assists our student-athletes by providing for scholarships, facilities and various programs that enable them to realize their dreams of achieving a quality college education while participating in athletics on a nationally competitive level.

MEMBERSHIP LEVELS

The opportunity to participate in the annual fund giving to the Razorback Foundation, Inc., has several levels, beginning at the \$50 Razorback level and continuing up to Broyles-Matthews Scholarship Platinum (\$20,000 or more). For more information about levels of giving and benefits, please visit the foundation's website at RazorbackFoundation.com.



Harold Horton
Executive Director




Norm DeBriyn
Associate Director



Sean Rochelle
Associate Director



Marvin Caston
Assistant Director



Jessica Dorrell
Assistant Director



Stacy Allen
Receptionist



Charlotte Faucette
Member Relations



Billye Hawkins
Chief Financial Officer



Jackie Rollins
Office Manager



Debbie Scoggin
Member Relations




Julia Woods
Member Relations



FRANK BROYLES
Athletic Director Emeritus

J. Frank Broyles and long-time assistant, Donita Ritchie, joined forces with the Razorback Foundation in 2008 and are instrumental in all facets of the fundraising process. Coach Broyles closed out a 50-year career of service to the university and now offers consultation and expertise for various fundraising opportunities, facility planning and donor relations.



Donita Ritchie
Admin. Asst. to Frank Broyles

This is . . .

RAZORBACK COUNTRY

FAYETTEVILLE, ARKANSAS



Whether you crave the country...

Or the city...

Northwest Arkansas has something for everyone



2011-2012 ARKANSAS WOMEN'S BASKETBALL SCHEDULE



JAMESHA TOWNSEND

KEIRA PEAK

NOVEMBER 2011

2 FAYETTEVILLE / 7 p.m.
NEWMAN UNIVERSITY (EXH.)

11 DAYTONA BEACH, FLA. / 1 p.m.
MINNESOTA

12 DAYTONA BEACH, FLA. / 3:30 p.m.
SOUTH FLORIDA

13 DAYTONA BEACH, FLA. / 1 p.m.
FLORIDA STATE

16 FAYETTEVILLE / 11 a.m.
TEXAS-ARLINGTON

20 FAYETTEVILLE / 1 p.m.
UTAH

25 FAYETTEVILLE / 7 p.m.
GRAMBLING STATE

DECEMBER 2011

3 MURFREESBORO, TENN. / 7 p.m.
MIDDLE TENNESSEE STATE

6 FAYETTEVILLE / 7 p.m.
STEPHEN F. AUSTIN 

10 FAYETTEVILLE / 7 p.m.
ORAL ROBERTS

19 FAYETTEVILLE / 7 p.m.
MORGAN STATE

21 FAYETTEVILLE / 7 p.m.
TEXAS SOUTHERN

28 FAYETTEVILLE / 4 p.m.
MISSISSIPPI VALLEY STATE

JANUARY 2012

1 ATHENS, GA. / 1 p.m.
GEORGIA*

5 LEXINGTON, KY. / 5 p.m.
KENTUCKY* 

8 FAYETTEVILLE / 2:30 p.m.
TENNESSEE* 

JANUARY 2012

OXFORD, MISS. / 7 p.m.
***OLE MISS**

FAYETTEVILLE / 1:30 p.m.
***AUBURN**

FAYETTEVILLE / 7 p.m.
***VANDERBILT**

BATON ROUGE, LA. / 2 P.M.
***LSU**


STARKVILLE, MISS. / 7 p.m.
***MISSISSIPPI STATE**

FAYETTEVILLE / 2 p.m.
***FLORIDA**

FEBRUARY 2012

FAYETTEVILLE / 7 p.m.
***ALABAMA**

FAYETTEVILLE / 7 p.m.
***SOUTH CAROLINA**

AUBURN, ALA. / 1:30 p.m.
***AUBURN** 

FAYETTEVILLE / 7 p.m.
***LSU** 

FAYETTEVILLE / 2 p.m.
***MISSISSIPPI STATE**

KNOXVILLE, TENN. / 6 p.m.
***TENNESSEE** 

COLUMBIA, S.C. / 1 p.m.
***SOUTH CAROLINA** 

MARCH 2012

NASHVILLE, TENN. / TBA
SEC TOURNAMENT

EDWARDSVILLE, ILL. / TBA
SIU-EDWARDSVILLE

ALL TIMES CENTRAL & SUBJECT TO CHANGE
HOME GAMES IN **CARDINAL**
* SOUTHEASTERN CONFERENCE GAME