



## Cationic palladium(II) complexes as catalysts for the oxidation of terminal olefins to methyl ketones using hydrogen peroxide.

Cao, Q., Bailie, D. S., Fu, R., & Muldoon, M. J. (2015). Cationic palladium(II) complexes as catalysts for the oxidation of terminal olefins to methyl ketones using hydrogen peroxide. *Green Chemistry*, 17, 2750-2757. DOI: 10.1039/C4GC02465F

**Published in:**  
Green Chemistry

**Document Version:**  
Publisher's PDF, also known as Version of record

**Queen's University Belfast - Research Portal:**  
[Link to publication record in Queen's University Belfast Research Portal](#)

**Publisher rights**  
This journal is © The Royal Society of Chemistry 2015. This article is licensed under a Creative Commons Attribution 3.0 Unported Licence, which permits unrestricted use, distribution and reproduction in any medium, provided the author and source are cited.

**General rights**  
Copyright for the publications made accessible via the Queen's University Belfast Research Portal is retained by the author(s) and / or other copyright owners and it is a condition of accessing these publications that users recognise and abide by the legal requirements associated with these rights.

**Take down policy**  
The Research Portal is Queen's institutional repository that provides access to Queen's research output. Every effort has been made to ensure that content in the Research Portal does not infringe any person's rights, or applicable UK laws. If you discover content in the Research Portal that you believe breaches copyright or violates any law, please contact [openaccess@qub.ac.uk](mailto:openaccess@qub.ac.uk).



Cite this: *Green Chem.*, 2015, **17**, 2750

Received 17th December 2014,  
Accepted 5th March 2015

DOI: 10.1039/c4gc02465f

www.rsc.org/greenchem

## Cationic palladium(II) complexes as catalysts for the oxidation of terminal olefins to methyl ketones using hydrogen peroxide†

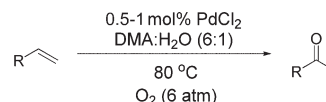
Qun Cao, David S. Bailie, Runzhong Fu and Mark J. Muldoon\*

**Ligated Pd(II) complexes have been studied for the catalytic oxidation of terminal olefins to their corresponding methyl ketones. The method uses aqueous hydrogen peroxide as the terminal oxidant; a sustainable and readily accessible oxidant. The choice of ligand, counterion and solvent all have a significant effect on catalytic performance and we were able to develop systems which perform well for these challenging oxidations.**

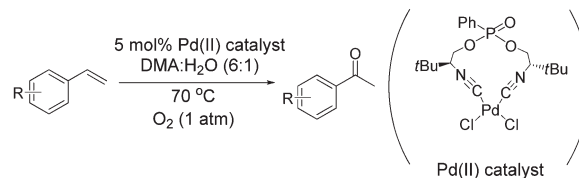
The oxidation of a terminal olefin to a methyl ketone is a very useful transformation in organic chemistry, one which can be employed for the preparation of fine chemicals, agrichemicals and pharmaceuticals. The Wacker–Tsuji oxidation is a well-known method for this reaction and generally employs PdCl<sub>2</sub>, CuCl<sub>2</sub> and O<sub>2</sub> in a DMF–H<sub>2</sub>O solvent system.<sup>1</sup> There are a number of drawbacks to this approach however, for example, there is a need to improve both the rate and selectivity for many types of substrates. Although the original Wacker Process utilised copper salts for the oxidation of ethylene<sup>2</sup> it has been highlighted that copper salts often do more than just reoxidise Pd(0) back to the active Pd(II) species, and their presence can lead to unwanted side-reactions and/or reduced selectivity when trying to prepare ketones.<sup>3</sup> Consequently, many groups have investigated alternative approaches, developing improved methods for the oxidation of both terminal and internal olefins to their corresponding ketones. In an attempt to replace the copper co-catalyst, alternative electron transfer-mediator systems, such as polyoxometalates,<sup>4</sup> metal macrocycle/quinone combinations,<sup>5</sup> or benzoquinone/NaNO<sub>2</sub>/HClO<sub>4</sub>,<sup>6</sup> have been reported. Some researchers have also utilised oxidants such as benzoquinone<sup>7</sup> iron(III) sulphate,<sup>8</sup> chromium trioxide,<sup>9</sup> and potassium bromate.<sup>10</sup> Using O<sub>2</sub> as the sole oxidant is attractive, and a number of methods have been developed which utilise O<sub>2</sub> for the direct re-oxidation of

Pd(0).<sup>11–14</sup> Kaneda and co-workers have developed a system that utilises *N,N*-dimethylacetamide (DMA) as a solvent and can oxidise both terminal and internal olefins.<sup>13</sup> This copper-free method utilises catalyst loadings of 5–10 mol% Pd for internal olefins<sup>13b,c</sup> and 0.5–1 mol% for terminal olefins (Fig. 1A),<sup>13a</sup> under O<sub>2</sub> atmospheres (1–6 atm of O<sub>2</sub> pressure). A limitation of this method is that it is not effective for the

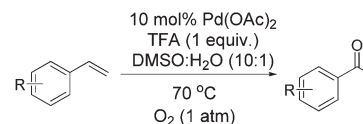
### A: Kaneda's system for the oxidation of terminal aliphatic olefins



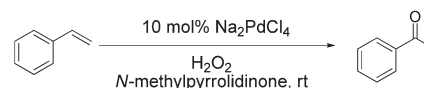
### B: Reiser's palladium bis(isonitrile) system for styrenes



### C: Wang's ligand-free system for styrenes



### D: Tsuji's system using H2O2 for styrene



### E: Sigman's Wacker-type oxidation using Pd(Quinox) and TBHP

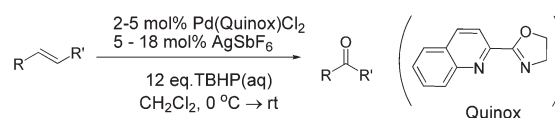


Fig. 1 Literature examples of Pd(II) catalysed Wacker oxidations.

School of Chemistry and Chemical Engineering, Queen's University Belfast,  
David Keir Building, Stranmillis Road, Belfast, BT9 5AG, UK.

E-mail: m.j.muldoon@qub.ac.uk

† Electronic supplementary information (ESI) available: Optimisation experiments and experimental procedures. See DOI: 10.1039/c4gc02465f



oxidation of styrenes to their corresponding acetophenones. In terms of aerobic systems for the oxidation of styrenes, there are two recent notable reports. The first by Reiser and co-workers utilised 5 mol% of a Pd(II) catalyst, which was prepared from a chiral pseudo  $C_2$ -symmetrical bis(isonitrile) ligand (Fig. 1B).<sup>12</sup> More recently, Wang and co-workers reported a ligand free system, which used 10 mol% Pd(OAc)<sub>2</sub>, along with (1 equiv.) of trifluoroacetic acid (TFA) in a DMSO-H<sub>2</sub>O (10 : 1) solvent system (Fig. 1C).<sup>14</sup>

Based on the state-of-the-art we were interested in trying to develop new catalysts for Wacker-type oxidation of olefins, and we were attracted to the use of hydrogen peroxide (H<sub>2</sub>O<sub>2</sub>) as the terminal oxidant. Aqueous H<sub>2</sub>O<sub>2</sub> is a sustainable oxidant which can be readily used under mild conditions and has a track record of large scale industrial use.<sup>15</sup> Although H<sub>2</sub>O<sub>2</sub> has been used for Wacker oxidation chemistry, we felt there was scope for developing more effective methods. Indeed, the use of H<sub>2</sub>O<sub>2</sub> for Wacker oxidations dates back some time, with Moiseev *et al.* reporting its use for the Pd(II) catalysed oxidation of ethylene in 1960.<sup>16</sup> In 1980, both the Tsuji<sup>17</sup> and Mimoun<sup>18</sup> groups reported the use of H<sub>2</sub>O<sub>2</sub> using simple Pd(II) salts, and in the case of the Tsuji work, this included styrene (Fig. 1D).<sup>17</sup> Since then, others have examined various approaches to improve the performance of Pd(II)/H<sub>2</sub>O<sub>2</sub> for Wacker oxidation of styrenes, such as using phase transfer catalysts,<sup>19</sup> micelles,<sup>20</sup> ionic liquids<sup>21,22</sup> and ligands appended to solid supports.<sup>23,24</sup> In the work to-date, the reports have not explored a wide range of substrates or studied a wide variety of catalyst structures. Furthermore there is a need to improve catalyst performance (*i.e.* reduce Pd loading and improve product selectivity).

An alternative peroxide to H<sub>2</sub>O<sub>2</sub> is *tert*-butyl hydroperoxide (TBHP) which has also been examined for Pd(II) Wacker-type reactions since 1980.<sup>17,25</sup> Recent work by Sigman and co-workers has demonstrated the benefits of developing ligand modulated catalysts for improving the performance of these TBHP mediated oxidations.<sup>26,27</sup> Their quinoline-2-oxazoline (quinox) based catalyst is shown (Fig. 1E).

Unlike Pd(II)/TBHP systems, there have been very few examples of studies using ligands to improve catalyst performance for Pd(II)/H<sub>2</sub>O<sub>2</sub> systems; therefore we wished to examine a range of ligands for Pd(II)/H<sub>2</sub>O<sub>2</sub> mediated Wacker-type oxidations.

We began our studies by testing Pd(OAc)<sub>2</sub> with acetic acid as the solvent, as this system had previously been used by Roussel and Mimoun.<sup>18</sup> In their studies they had focussed on aliphatic olefins and when we examined this system for styrene we found that the reaction gave a significant amount of unwanted side products. The selective oxidation to one product is a particular challenge with styrene based substrates. Styrenes can polymerise and it is known that with Pd(II) catalysts and H<sub>2</sub>O<sub>2</sub> several products can be formed. For example, products such as styrene oxide, benzaldehyde, benzoic acid, 1-phenylethane-1,2-diol, phenylacetaldehyde and 1,3-diphenyl-1-butene can all be produced.<sup>19,22,24,28</sup> It is difficult to quantify every side product by GC and so, we focussed on accurately determining the yield of the desired acetophenone and the

conversion of the substrate using an internal standard. Acetic acid is not ideal, as H<sub>2</sub>O<sub>2</sub> and acetic acid will lead to the formation of peracetic acid, which can oxidise styrene to styrene oxide, and styrene oxide can then react further in acetic acid to form a number of products.<sup>29</sup> GC-MS and NMR analysis confirmed that we were producing such side-products (see ESI†). Unfortunately we found that replacing acetic acid with other organic solvents led to poor catalyst activity (see ESI†). Therefore, we used acetic acid as the solvent and screened a number of ligands. Pleasingly we found that the presence of a ligand could improve both the rate of conversion and the selectivity towards the desired acetophenone. We then discovered that if we altered the counterion from acetate and prepared the cationic analogue using weakly coordinating anions then the resultant complex delivered good catalytic performance in acetonitrile; a solvent that had previously been poor for Pd(OAc)<sub>2</sub> complexes (see ESI†). We screened a number of ligands in acetonitrile, forming cationic complexes *in situ* using bis(acetonitrile)dichloropalladium(II), ligand and silver triflate. The ligands screened are shown in Fig. 2.

As shown in Fig. 3, ligands had a substantial impact on both the conversion of styrene and the yield of the desired acetophenone. Further work will be needed to understand the observed ligand effects, as even relatively similar ligands had quite different results. We found that the 2-(2-pyridyl)benzoxazole (PBO) ligand resulted in the best catalytic performance for the oxidation of styrene to acetophenone. This ligand has

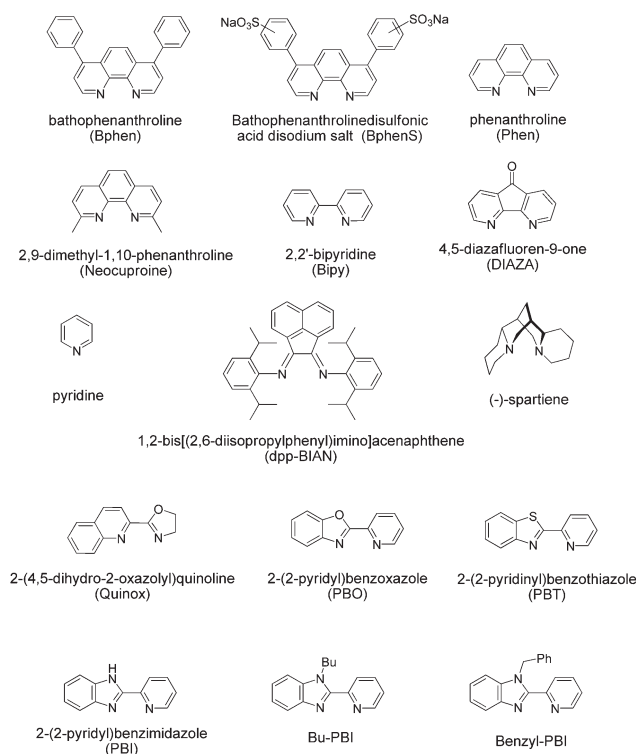


Fig. 2 Structures and acronyms of the ligands that were tested for Pd(II)/H<sub>2</sub>O<sub>2</sub> oxidation of olefins.



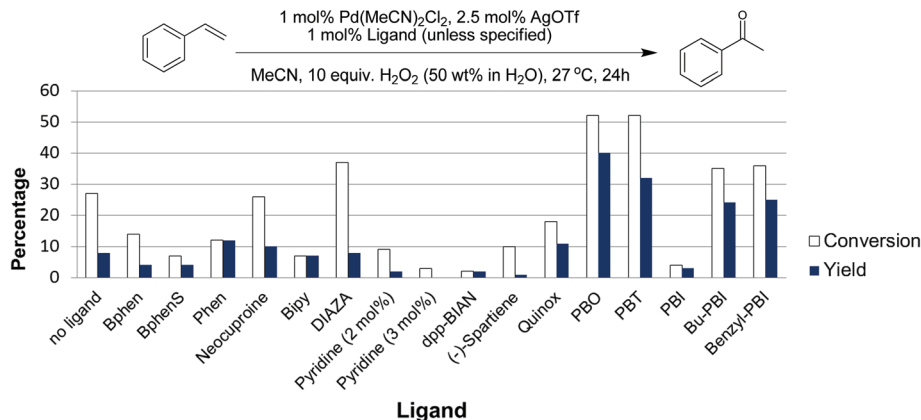


Fig. 3 Evaluation of ligands for the Pd(II)/H<sub>2</sub>O<sub>2</sub> oxidation of styrene in acetonitrile. Experimental details in ESI†

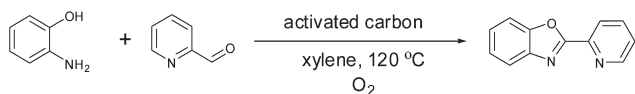


Fig. 4 Synthesis of the 2-(2-pyridyl)benzoxazole (PBO) ligand.

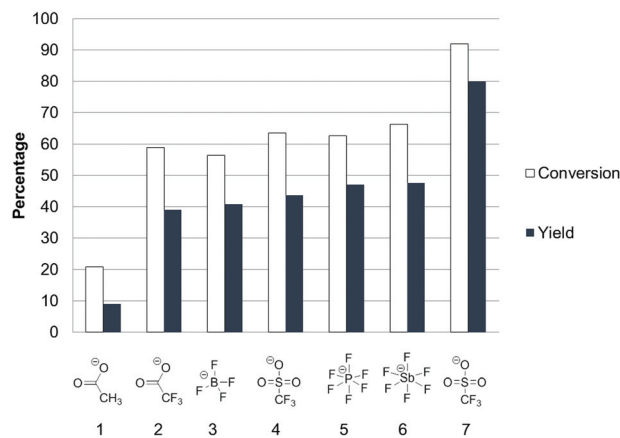
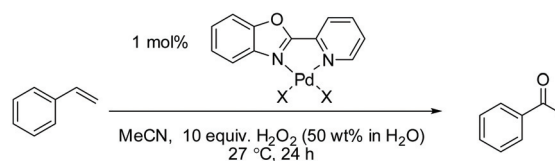


Fig. 5 Evaluation of the counter ion in the Pd(II)/H<sub>2</sub>O<sub>2</sub> oxidation of styrene in acetonitrile. Experimental details in ESI† Entry 1 = Pd(OAc)<sub>2</sub>; entry 2 = Pd(CF<sub>3</sub>COO)<sub>2</sub>; entries 3–6 = 1 mol% pre-made & isolated (PBO)PdCl<sub>2</sub> complex and 2.5 mol% of the corresponding silver salt. Entry 7 = pre-made & isolated (PBO)Pd(MeCN)<sub>2</sub>(OTf)<sub>2</sub> complex.

similarity to the “Quinox” ligand used by Sigman and co-workers for their TBHP mediated oxidations.<sup>26</sup> As shown in Fig. 3, the Quinox ligand did not perform as well as PBO under our reaction conditions. Although not commercially available, PBO is an attractive ligand as it can be prepared in high yields from inexpensive commercially available starting materials, using a simple procedure that was reported by Hayashi and co-workers (Fig. 4).<sup>30</sup>

Given the effect of switching from acetate to triflate, we tested a number of other counter ions, as shown in Fig. 5.

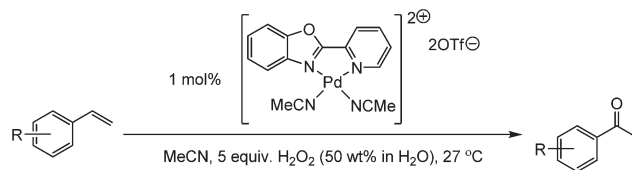
Using the silver salt method there was little difference between [OTf]<sup>-</sup> and weaker anions such as [PF<sub>6</sub>]<sup>-</sup> or [SbF<sub>6</sub>]<sup>-</sup>. Furthermore we found that better catalytic performance could be obtained when complexes were prepared without using this *in situ* silver salt method. In the case of triflate, the (PBO)Pd(MeCN)<sub>2</sub>(OTf)<sub>2</sub> complex can be readily prepared and isolated using a facile procedure with triflic acid (see ESI†).

We then utilised the (PBO)Pd(MeCN)<sub>2</sub>(OTf)<sub>2</sub> complex for a range of styrene substrates (Table 1). We found that with 1 mol % catalyst we could obtain good yields in many cases. As mentioned earlier, we utilised an internal standard to accurately determine the substrate conversion and yield of acetophenone. We further validated this method by obtaining isolated yields of several of the less volatile products and found that the isolated yields were in good agreement with those obtained *via* the GC method. Both steric and electronic effects can be seen in Table 1. Having a substituent in the 2-position reduces the yield, for example compare entries 2, 3, 4 and 14 and also entries 7, 8 and 9. Electron withdrawing substituents reduce the yield, with the nitro substituted styrene the worse affected, but this is in-line with what was previously found with Sigman’s TBHP system.<sup>27a</sup> The lowest yield was obtained for

the sterically hindered 2,4,6-trimethylstyrene (entry 14), but tests showed the yield could be increased with higher catalyst loadings.

We then examined the oxidation of aliphatic olefins, using 1-octene as a model substrate. Aliphatic substrates are challenging because of the competing isomerisation of the double bond, something that Pd(II) complexes can readily facilitate.<sup>31</sup> We found that the (PBO)Pd(MeCN)<sub>2</sub>(OTf)<sub>2</sub> complex in acetonitrile was not an effective catalyst system as it resulted in a high degree of isomerisation and only a small amount of the desired 2-octanone was produced. Furthermore, negligible

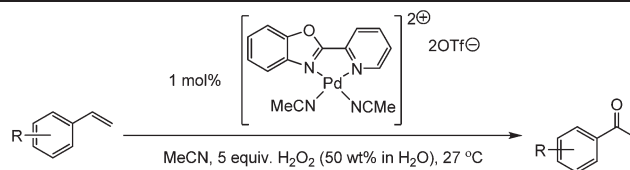


Table 1 Oxidation of styrenes with (PBO)Pd(MeCN)<sub>2</sub>(OTf)<sub>2</sub>

Entry	Substrate	Time	Product	Conv. <sup>a</sup> [%]	Yield <sup>a</sup> [%]
1		24 h		92	80
2		48 h		99	65
3		24 h		96	92 (90)
4		24 h		91	90
5 <sup>b</sup>		24 h		92	78
6		24 h		95	70
7 <sup>b,c</sup>		48 h		92	50
8 <sup>c</sup>		24 h		98	71
9 <sup>c</sup>		24 h		100	79 (77)
10 <sup>c</sup>		24 h		99	64
11 <sup>c</sup>		24 h		100	90
12		30 h		89	85 (82)
13 <sup>c</sup>		48 h		92	54



Table 1 (Contd.)



Entry	Substrate	Time	Product	Conv. <sup>a</sup> [%]	Yield <sup>a</sup> [%]
14 <sup>c</sup>		48 h 24 h 24 h		77 88 <sup>d</sup> 100 <sup>e</sup>	30 53 <sup>d</sup> 68 <sup>e</sup>

General reaction conditions (further details in ESI): (PBO)Pd(MeCN)<sub>2</sub>(OTf)<sub>2</sub> (1 mol%, 0.0150 g, 0.0221 mmol), solvent (4 mL), 5 equiv. H<sub>2</sub>O<sub>2</sub> (50 wt% in H<sub>2</sub>O) (0.645 mL), styrene (2.208 mmol). <sup>a</sup> Conversion and yield determined by GC using biphenyl as an internal standard. Examples of isolated yields are in parenthesis. <sup>b</sup> 10 equiv. H<sub>2</sub>O<sub>2</sub> (50 wt% in H<sub>2</sub>O). <sup>c</sup> 50 °C. <sup>d</sup> 2 mol% catalyst. <sup>e</sup> 5 mol% catalyst.

**Table 2** Selected examples of the solvent and ligand effects on the oxidation of 1-octene

Entry	Time	Solvent	Ligand	Conversion <sup>a</sup> [%]	Yield <sup>a</sup> [%]
1	1 h	MeCN	PBO	99	7
2	3 h	DMA	PBO	15	1
3	1 h	Acetone	PBO	97	25
4	24 h	MeCN	Phen	89	23
5	24 h	EtOAc	Phen	12	12
6	24 h	Acetone	Phen	>99	67
7	24 h	Acetone	Bphen	>99	80
8	24 h	2-Butanone	Bphen	>99	74

General reaction conditions (further details in ESI): (Ligand)PdCl<sub>2</sub>(MeCN)<sub>2</sub> (1 mol%, 0.0221 mmol), solvent (10 mL), 10 equiv. H<sub>2</sub>O<sub>2</sub> (50 wt% in H<sub>2</sub>O) (1.29 mL), 1-octene (0.23 g, 2.208 mmol), 27 °C. <sup>a</sup> Conversion of substrate and yield of product determined by GC using biphenyl as an internal standard.

amounts of the internal isomers were oxidised. We investigated a number of avenues to try and improve catalyst performance and Table 2 shows some selected examples, with further examples detailed in the ESI.†

During these studies we found that acetone was the best solvent and that other ligands gave better results than PBO. We then re-examined our series of ligands in acetone (Fig. 6) and found that bathophenanthroline (Bphen) was the best ligand for this substrate. Although screening studies identified acetone as the best solvent we felt that perhaps this was not an ideal solvent (particularly if these reactions were to be scaled up), because acetone and H<sub>2</sub>O<sub>2</sub> can lead to the production of dangerous peroxides such as triacetone triperoxide and diacetone diperoxide.<sup>32</sup> We thought that perhaps the higher yields of desired product were due to the formation of such peroxides

and these could be responsible for increasing the rate of olefin oxidation, allowing the catalyst to compete with the undesired isomerisation pathway. Previous work by the Alper<sup>33</sup> and Sigman<sup>26</sup> groups has shown that using THF as a solvent can promote aerobic Wacker oxidation reactions. This is thought to be due to the *in situ* formation of 2-tetrahydrofuryl hydroperoxide. More recently, Weinstein and Stahl reported that peroxide species generated *in situ* from 1,4-dioxane and O<sub>2</sub> acted as the oxidant in palladium catalysed aryl C–H amination reactions.<sup>34</sup>

We also tested 2-butanone as a solvent and found that this also resulted in a good yield (entry 8 Table 2). We presumed that this further supported the idea of *in situ* formation of organic peroxides that are then acting as oxidants, as 2-butanone and H<sub>2</sub>O<sub>2</sub> can form 2-butanone peroxide (often referred to as MEKP (methyl ethyl ketone peroxide)). Although 2-butanone peroxide is not without its dangers,<sup>35</sup> it is safer than acetone peroxide and is used industrially (*e.g.* in the preparation of polymers). 2-Butanone peroxide is commercially available so we tested it as an oxidant and were surprised to find that very little 2-octanone was produced (Table 3). So if 2-butanone peroxide is being produced *in situ* it would appear that it is not responsible for the improved oxidation of 1-octene.

We then looked at the influence of the solvent on the isomerisation of 1-octene to internal olefins in the absence of H<sub>2</sub>O<sub>2</sub> (Table 4). It can be seen from entries 1–3 in Table 4 that isomerisation is faster in acetone and 2-butanone compared to in acetonitrile. Of course in the oxidation reactions, water is present as we utilise aqueous solutions of H<sub>2</sub>O<sub>2</sub> and when we added water we found that it had a significant influence. In acetonitrile (*c.f.* entries 1 and 4) the addition of water increased the amount of isomerisation. However, when water is added to acetone (*c.f.* entries 2 and 5) and 2-butanone (*c.f.* entries 3 and 6) there is a dramatic reduction in the amount of isomerisation taking place. This reduction in isomerisation helps explain why these solvents are good for oxidation of



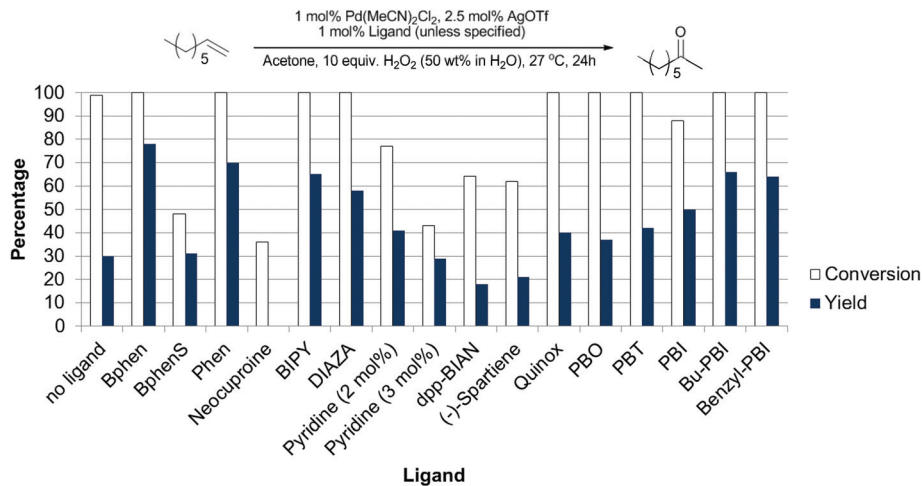


Fig. 6 Evaluation of ligands for the Pd(II)/H<sub>2</sub>O<sub>2</sub> oxidation of 1-octene in acetone. Experimental details in ESI†

Table 3 Attempted use of 2-butanone peroxide as an oxidant

Entry	Solvent	Conv. <sup>a</sup> [%]	Yield <sup>a</sup> [%]	Isomers <sup>a</sup> [%]
1	MeCN	8	3	2
2	2-Butanone	10	7	2
3 <sup>b</sup>	2-Butanone-H <sub>2</sub> O	13	6	2
4 <sup>b</sup>	MeCN-H <sub>2</sub> O	4	0	3

Reaction conditions: (Bphen)Pd(MeCN)<sub>2</sub>(OTf)<sub>2</sub> (1 mol%, 0.0180 g, 0.0221 mmol), solvent as specified (10 ml), 2-butanone peroxide (3.12 g), 1-octene (0.25 g, 2.208 mmol), 27 °C. <sup>a</sup> Conversion of 1-octene, yield of 2-octanone and percentage of internal isomers produced were determined by GC using biphenyl as internal standard. <sup>b</sup> 1.29 mL deionised water was added.

aliphatic olefins. Given that ketones and water have such a dramatic solvent effect we wonder if the presence of hydrates (geminal diols) could possibly be playing a role in reducing isomerisation. However, further studies will be required to understand the solvent effects on these reactions as the solvent will undoubtedly influence other steps in the catalytic cycle. For example in catalytic studies, ethyl acetate did not promote isomerisation but the degree of oxidation was also low (see Table 2 entry 5 and ESI† for more examples).

## Conclusions

In this study we have examined a number of ligands and reaction conditions and this has enabled us to develop catalytic methods for the oxidation of olefins to their corresponding methyl ketones. The catalytic performance of these systems compares favourably to those previously reported in the literature. Further work needs to be carried out to understand the

Table 4 Influence of solvent and ligand on isomerisation

Entry	Solvent	Time	1-Octene <sup>a</sup> [%]	Isomers <sup>a</sup> [%]
1	MeCN	0.5 h	88	12
		1 h	83	17
		3 h	73	27
2	Acetone	0.5 h	10	90
		1 h	2	97
		3 h	2	98
3	2-Butanone	0.5 h	11	89
		1 h	4	96
		3 h	3	97
4 <sup>b</sup>	MeCN-H <sub>2</sub> O	0.5 h	87	13
		1 h	70	29
		3 h	28	72
5 <sup>b</sup>	Acetone-H <sub>2</sub> O	0.5 h	82	18
		1 h	77	23
		3 h	72	28
6 <sup>b</sup>	2-Butanone-H <sub>2</sub> O	0.5 h	96	4
		1 h	96	4
		3 h	93	7

Reaction conditions: (Bphen)Pd(MeCN)<sub>2</sub>(OTf)<sub>2</sub> (1 mol%, 0.0221 mmol), solvent (10 mL), 1-octene (0.25 g, 2.208 mmol), 27 °C. <sup>a</sup> Yield of internal isomers and percentage of 1-octene remaining was determined by GC using biphenyl as internal standard. <sup>b</sup> 1.29 mL deionised water was added into the reaction.

influence of ligand structure and solvent on the performance of these reactions. On a small lab scale we believe that the methods are convenient and accessible with limited hazards. Using acetone or 2-butanone with H<sub>2</sub>O<sub>2</sub> would be more hazardous on a larger scale, but we believe that systems could be safely engineered. For example, Siegel and co-workers recently described the advantages of using a continuous flow system when phthaloyl peroxide was used as an oxidant.<sup>36</sup> Flow systems would ensure that the volumes remain small and all peroxides could be easily destroyed at the end of the reaction.



Indeed, it is also worth pointing out that on an industrial scale, regardless of the solvent, there needs to be precautions taken when H<sub>2</sub>O<sub>2</sub> is used.<sup>37</sup>

## Acknowledgements

For support we thank the Department of Employment and Learning, Northern Ireland, Queen's University Belfast Ionic Liquid Laboratories (QUILL) and the Centre for the Theory and Application of Catalysis (CenTACat). We also thank Prof. Paul Davey for insightful discussions.

## References

- (a) W. H. Clement and C. M. Selwitz, *J. Org. Chem.*, 1964, **29**, 241; (b) J. Tsuji, in *Comprehensive Organic Synthesis*, ed. B. M. Trost and I. Fleming, Pergamon Press, New York, 1991, vol. 7, p. 449; (c) J. Tsuji, *Synthesis*, 1984, 369.
- (a) J. Smidt, W. Hafner, R. Jira, S. Sedlmeier, R. Sieber, R. Rtinger and H. Kojer, *Angew. Chem.*, 1959, **71**, 176; (b) Review: J. Smidt, W. Hafner, R. Jira, R. Sieber, S. Sedlmeier and A. Sabel, *Angew. Chem., Int. Ed. Engl.*, 1962, **1**, 80.
- Review: C. N. Cornell and M. S. Sigman, *Inorg. Chem.*, 2007, **46**, 1903.
- (a) H. Ogawa, H. Fujinami, K. Taya and S. Teratani, *J. Chem. Soc., Chem. Commun.*, 1981, 1274; (b) H. Ogawa, H. Fujinami, K. Taya and S. Teratani, *Bull. Chem. Soc. Jpn.*, 1984, **57**, 1908; (c) A. W. Stobbe-Kreemers, M. van der Zon, M. Makkee and J. J. F. Scholten, *J. Mol. Catal. A: Chem.*, 1996, **107**, 247; (d) A. Kishi, T. Higashino, S. Sakaguchi and Y. Ishii, *Tetrahedron Lett.*, 2000, **41**, 99; (e) T. Yokota, A. Sakakura, M. Tani, S. Sakaguchi and Y. Ishii, *Tetrahedron Lett.*, 2002, **43**, 8887; (f) E. G. Zhizhina, M. V. Simonova, V. F. O. Klavdii and I. Matveev, *Appl. Catal., A*, 2007, **319**, 91.
- (a) J.-E. Bäckvall, R. B. Hopkins, H. Grennberg, M. Mader and A. K. Awasthi, *J. Am. Chem. Soc.*, 1990, **112**, 5160; (b) Review: J. Piera and J.-E. Bäckvall, *Angew. Chem., Int. Ed.*, 2008, **47**, 3506.
- G. Zhang, X. Xie, Y. Wang, X. Wen, Y. Zhao and C. Ding, *Org. Biomol. Chem.*, 2013, **11**, 2947.
- B. Morandi, Z. K. Wickens and R. H. Grubbs, *Angew. Chem., Int. Ed.*, 2013, **52**, 9751.
- R. A. Fernandes and D. A. Chaudhari, *J. Org. Chem.*, 2014, **79**, 5787.
- R. A. Fernandes and V. Bethi, *Tetrahedron*, 2014, **70**, 4760.
- M. G. Kulkarni, Y. B. Shaikh, A. S. Borhade, S. W. Chavhan, A. P. Dhondge, D. D. Gaikwad, M. P. Desai, D. R. Birhade and N. R. Dhattrak, *Tetrahedron Lett.*, 2013, **54**, 2293.
- (a) M. Higuchi, S. Yamaguchi and T. Hirao, *Synlett*, 1996, 1213; (b) G.-J. ten Brink, I. W. C. E. Arends, G. Papadogianakis and R. A. Sheldon, *Appl. Catal., A*, 2000, **194–195**, 435; (c) G.-J. ten Brink, I. W. C. E. Arends, G. Papadogianakis and R. A. Sheldon, *Chem. Commun.*, 1998, 2359; (d) C. N. Cornell and M. S. Sigman, *Org. Lett.*, 2006, **8**, 4117; (e) J. Wang, L.-N. He, C.-X. Miao and Y.-N. Li, *Green Chem.*, 2009, **11**, 1317.
- A. Naik, L. Meina, M. Zabel and O. Reiser, *Chem. – Eur. J.*, 2010, **16**, 1624.
- (a) T. Mitsudome, T. Umetani, N. Nosaka, K. Mori, T. Mizugaki, K. Ebitani and K. Kaneda, *Angew. Chem., Int. Ed.*, 2006, **45**, 481; (b) T. Mitsudome, K. Mizumoto, T. Mizugaki, K. Jitsukawa and K. Kaneda, *Angew. Chem., Int. Ed.*, 2010, **49**, 1238; (c) T. Mitsudome, S. Yoshida, T. Mizugaki, K. Jitsukawa and K. Kaneda, *Angew. Chem., Int. Ed.*, 2013, **52**, 5961.
- Y.-F. Wang, Y.-R. Gao, S. Mao, Y.-L. Zhang, D.-D. Guo, Z.-L. Yan, S.-H. Guo and Y.-Q. Wang, *Org. Lett.*, 2014, **16**, 1610.
- (a) R. Noyori, M. Aoki and K. Sato, *Chem. Commun.*, 2003, 1977; (b) S. Caron, R. W. Dugger, S. G. Ruggeri, J. A. Ragan and D. H. B. Ripin, *Chem. Rev.*, 2006, **106**, 2943.
- I. I. Moiseev, M. N. Vargaftik and Y. K. Syrkin, *Dokl. Akad. Nauk SSSR*, 1960, **130**, 820.
- J. Tsuji, H. Nagashima and K. Hori, *Chem. Lett.*, 1980, 257.
- M. Roussel and H. Mimoun, *J. Org. Chem.*, 1980, **45**, 5387.
- G. Barak and Y. Sasson, *J. Chem. Soc., Chem. Commun.*, 1987, 1266.
- N. Alandis, I. Ricolattes and A. Lattes, *New J. Chem.*, 1994, **18**, 1147.
- V. V. Nambodiri, R. S. Varma, E. Sahle-Demessie and U. R. Pillai, *Green Chem.*, 2002, **4**, 170.
- C. Chiappe, A. Sanzone and P. J. Dyson, *Green Chem.*, 2011, **13**, 1437.
- Y. V. Subba Rao, S. S. Rani and B. M. Choudary, *J. Mol. Catal.*, 1992, **75**, 141.
- P. Borah and Y. Zhao, *J. Catal.*, 2014, **318**, 43.
- H. Mimoun, R. Charpentier, A. Mitschler, J. Fischer and R. Weiss, *J. Am. Chem. Soc.*, 1980, **102**, 1047.
- C. N. Cornell and M. S. Sigman, *J. Am. Chem. Soc.*, 2005, **127**, 2796.
- (a) B. W. Michel, A. M. Camelio, C. N. Cornell and M. S. Sigman, *J. Am. Chem. Soc.*, 2009, **131**, 6076; (b) B. W. Michel, J. R. McCombs, A. Winkler and M. S. Sigman, *Angew. Chem., Int. Ed.*, 2010, **49**, 7312; (c) B. W. Michel, L. D. Steffens and M. S. Sigman, *J. Am. Chem. Soc.*, 2011, **133**, 8317; (d) J. R. McCombs, B. W. Michel and M. S. Sigman, *J. Org. Chem.*, 2011, **76**, 3609; (e) R. J. DeLuca, J. L. Edwards, L. D. Steffens, B. W. Michel, X. Qiao, C. Zhu, S. P. Cook and M. S. Sigman, *J. Org. Chem.*, 2013, **78**, 1682.
- B. Feng, Z. Hou, X. Wang, Y. Hu, H. Li and Y. Qiao, *Green Chem.*, 2009, **11**, 1446.
- T. Cohen, M. Gughi, V. A. Notaro and G. Pinkus, *J. Org. Chem.*, 1962, **27**, 814.
- Y. Kawashita, N. Nakamichi, H. Kawabata and M. Hayashi, *Org. Lett.*, 2003, **5**, 3713.
- Examples of isomerisation by Pd(II): (a) J. F. Harrod and A. J. Chalk, *J. Am. Chem. Soc.*, 1964, **86**, 1776; (b) D. B. Dahl,





- C. Davies, R. Hyden, M. L. Kirova and W. G. Lloyd, *J. Mol. Catal. A: Chem.*, 1997, **123**, 91; (c) H. J. Lim, C. R. Smith and T. V. RajanBabu, *J. Org. Chem.*, 2009, **74**, 4565; (d) M. S. Winston, P. F. Oblad, J. A. Labinger and J. E. Bercaw, *Angew. Chem., Int. Ed.*, 2012, **51**, 9822.
- 32 (a) J. C. Oxley, J. L. Smith, P. R. Bowden and R. C. Rettinger, *Propellants, Explos., Pyrotech.*, 2013, **38**, 244; (b) J. C. Oxley, J. L. Smith, L. Steinkamp and G. Zhang, *Propellants, Explos., Pyrotech.*, 2013, **38**, 841.
- 33 M. Sommovigo and H. Alper, *J. Mol. Catal.*, 1994, **88**, 151.
- 34 A. B. Weinstein and S. S. Stahl, *Catal. Sci. Technol.*, 2014, **4**, 4301.
- 35 J.-H. Chia, S.-H. Wub and C.-M. Shu, *J. Hazard. Mater.*, 2009, **171**, 1145.
- 36 A. M. Eliassen, R. P. Thedford, K. R. Claussen, C. Yuan and D. Siegel, *Org. Lett.*, 2014, **16**, 3628.
- 37 G. R. Astbury, *Org. Process Res. Dev.*, 2002, **6**, 893.

