

# Sulfenyl Ynamides in Gold Catalysis: Synthesis of Oxofunctionalised 4-aminoimidazolyl Fused Compounds by Intermolecular Annulation Reactions

Arce, Elsa M.; Lamont, Scott G.; Davies, Paul W.

DOI:  
[10.1002/adsc.202000134](https://doi.org/10.1002/adsc.202000134)

License:  
Creative Commons: Attribution (CC BY)

*Document Version*  
Publisher's PDF, also known as Version of record

*Citation for published version (Harvard):*  
Arce, EM, Lamont, SG & Davies, PW 2020, 'Sulfenyl Ynamides in Gold Catalysis: Synthesis of Oxofunctionalised 4-aminoimidazolyl Fused Compounds by Intermolecular Annulation Reactions', *Advanced Synthesis & Catalysis*. <https://doi.org/10.1002/adsc.202000134>

[Link to publication on Research at Birmingham portal](#)

## General rights

Unless a licence is specified above, all rights (including copyright and moral rights) in this document are retained by the authors and/or the copyright holders. The express permission of the copyright holder must be obtained for any use of this material other than for purposes permitted by law.

- Users may freely distribute the URL that is used to identify this publication.
- Users may download and/or print one copy of the publication from the University of Birmingham research portal for the purpose of private study or non-commercial research.
- User may use extracts from the document in line with the concept of 'fair dealing' under the Copyright, Designs and Patents Act 1988 (?)
- Users may not further distribute the material nor use it for the purposes of commercial gain.

Where a licence is displayed above, please note the terms and conditions of the licence govern your use of this document.

When citing, please reference the published version.

## Take down policy

While the University of Birmingham exercises care and attention in making items available there are rare occasions when an item has been uploaded in error or has been deemed to be commercially or otherwise sensitive.

If you believe that this is the case for this document, please contact [UBIRA@lists.bham.ac.uk](mailto:UBIRA@lists.bham.ac.uk) providing details and we will remove access to the work immediately and investigate.

# Sulfenyl Ynamides in Gold Catalysis: Synthesis of Oxo-functionalised 4-aminoimidazolyl Fused Compounds by Intermolecular Annulation Reactions

Elsa M. Arce,<sup>a</sup> Scott G. Lamont,<sup>b</sup> and Paul W. Davies<sup>a,\*</sup>

<sup>a</sup> Haworth Building, School of Chemistry, University of Birmingham, Edgbaston. Birmingham B15 2TT, U.K.  
Tel: +44 (0)1214144408  
E-mail: p.w.davies@bham.ac.uk

<sup>b</sup> Medicinal Chemistry, Research and Early Development, Oncology R&D, AstraZeneca, Cambridge, CB10 1XL, UK

Manuscript received: January 31, 2020; Revised manuscript received: March 19, 2020;  
Version of record online: ■■, ■■■



Supporting information for this article is available on the WWW under <https://doi.org/10.1002/adsc.202000134>



© 2020 The Authors. Published by Wiley-VCH Verlag GmbH & Co. KGaA. This is an open access article under the terms of the Creative Commons Attribution License, which permits use, distribution and reproduction in any medium, provided the original work is properly cited.

**Abstract:** Functionalised *N*-heterocyclic pyridinium *N*-aminides have been designed and synthesised to evaluate a nitrenoid-based annulation strategy into imidazole-fused oxo-substituted frameworks of importance to medicinal and agrochemical discovery programmes. Sulfenyl substituted ynamides were identified as privileged reactants affording productive gold-catalysed annulation reactions with these and other nitrenoids. This annulation method provides selective and efficient access into geminally amino-sulfenyl substituted nitrogen heterocycles under mild reaction conditions.

**Keywords:** Ynamides; Gold catalysis; Heterocycles; Annulations; Sulfur

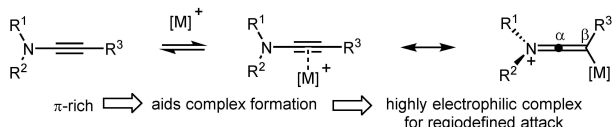
Ynamides have become an invaluable tool for reaction discovery since the advent of broadly effective methods for their preparation.<sup>[1,2]</sup> They have been particularly efficacious in the discovery of  $\pi$ -acid-catalysed<sup>[3]</sup> transformations. The nitrogen substituent enhances the alkynes ligating  $\pi$ -donor properties and delivers a keteneiminium species that provides high reactivity and regiocontrol (Figure 1a).<sup>[4]</sup> Ynamides have underpinned the discovery of efficient intermolecular annulations with nucleophilic nitrenoids, allowing convergent and efficient access into nitrogen heterocycles (Figure 1b).<sup>[5]</sup> Following initial reports with *N*-pyridinium aminides,<sup>[6,7]</sup> various nitrenoid types have been developed for annulations, including (benzo-fused)isoxazoles,<sup>[8,9]</sup> dioxazoles,<sup>[10]</sup> oxadiazoles,<sup>[11]</sup>

azides,<sup>[12]</sup> azirenes<sup>[13]</sup> and sulfilimines<sup>[14]</sup> amongst others.<sup>[15]</sup>

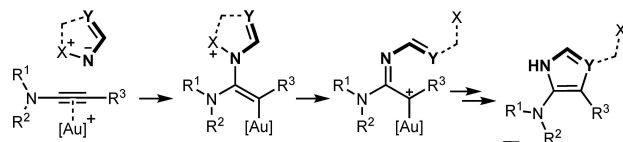
Aminoimidazole and *N*-fused imidazole motifs have been targeted for methodology development programmes due to their importance as bioactive molecules.<sup>[16]</sup> Our group introduced a nucleophilic nitrenoid strategy to prepare heteroaromatic-fused 2-aminoimidazoles in an expedient and modular fashion by the use of *N*-substituted *N*-pyridinium aminides alongside ynamides.<sup>[7,17]</sup> Having established that diazine, pyridine and fused 1,3-azole substitution patterns can be incorporated, we questioned whether this approach could be used to build imidazole rings around more functionalised and non-aromatic motifs (Figure 2a). Structures featuring imidazole rings fused to oxo-substituted heterocycles have shown potency in medicinal and agrochemical applications (Figure 2b)<sup>[18]</sup> and hence were deemed appealing targets for the annulation methodology. However, the addition of electron-withdrawing carbonyl groups within the nitrenoids was expected to be a challenge for the annulation strategy. A further competing coordination site for the electrophilic gold catalyst is introduced while the nucleophilic character of the aminide group is diminished (Figure 2c). Here we report on the viability of using the gold-catalysed ynamide-nitrenoid strategy to access imidazo-fused oxo-substituted heterocycles. We identify sulfenyl ynamides, a barely-explored subclass of ynamides, as highly effective for gold-catalysed nitrenoid reactions.

In order to determine whether a nitrenoid-based approach to bioactive oxo-substituted heterocyclic motifs was viable, we investigated whether *N*-hetero-

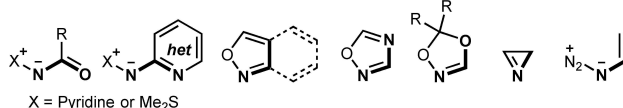
a) Ynamides as enabling tools for  $\pi$ -acid reaction discovery



b) Nucleophilic nitrenoids in annulation reactions



Nucleophilic nitrenoids for formal cycloaddition include:



**Figure 1.** The enabling reactivity profile of ynamides and their use in annulations with nucleophilic nitrenoids.

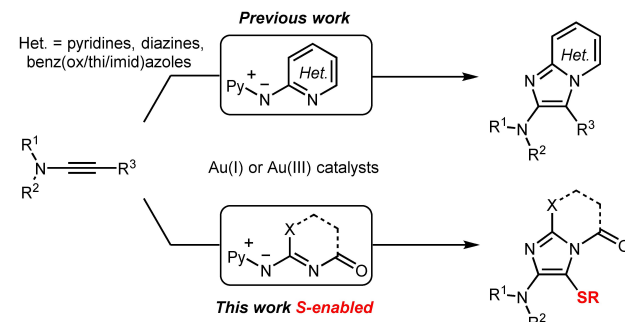
cyclic *N*-pyridinium aminides could be prepared from thiouracil **1**, rhodanine **5** and hydantoin **6** (Scheme 1 *cf.* Figure 2b). An *S*-methylation<sup>[19]</sup> and substitution approach<sup>[17,20]</sup> was successfully developed for the formation of the oxo-dihydropyrimidinyl-bearing nitrenoid **4** and the oxo-dihydrothiazolyl-bearing **8**. The gram-scale preparation of **4** and **8** demonstrated the practicality of these approaches. The use of hydantoin **6** in this sequence was unsuccessful.

Knoevenagel reaction on **8** afforded 5-benzylidene and 5-(2-bromobenzylidene) products **9 a/b**. Inverting the order of the synthetic sequence was similarly productive (**5**  $\rightarrow$  **10**<sup>[21]</sup>  $\rightarrow$  **9 a**), and this latter approach was also applicable to hydantoin **6**. *S*-Methylation of the Knoevenagel product **11**<sup>[22]</sup> was followed by a regioselective *N*-alkylation prior to formation of the aminide **15** (Scheme 1).<sup>[23]</sup>

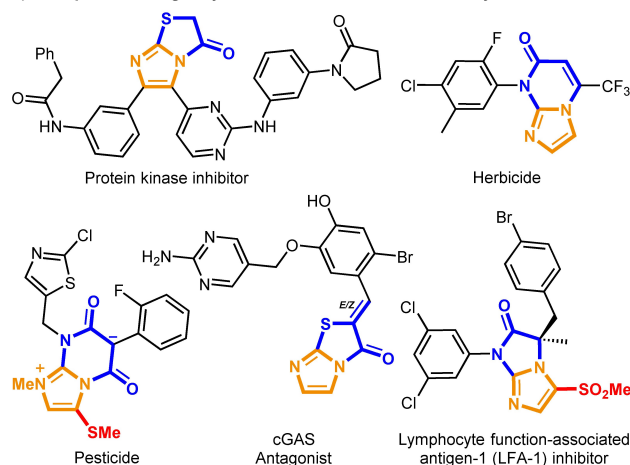
The putative nitrenoids were then tested in gold-catalysed annulations against some standard ynamides. As illustrated with aminide **4**, where the oxo group is vinylogously-conjugated to the nitrenoid centre, these systems proved significantly less reactive than previously studied *N*-heteroaryl analogues (Scheme 2 and ESI for a broader study of reaction conditions). No conversion was seen with an oft-employed ynamide **16 a**. However, good conversion was seen with the sulfenyl ynamide **18 a**.

Highly electrophilic Au(III) and phosphite Au(I) species were shown to catalyse this transformation effectively, while the more electron-rich IPrAu(I) equivalent did not. Ultimately a high yield of the sulfenyl-substituted imidazo[1,2-*a*]pyrimidin-7(8*H*)-one **19 a** was obtained from **18 a** simply on heating with 1.5 equivalents of **4** in the presence of bench-stable PicAuCl<sub>2</sub> precatalyst in 1,4-dioxane in 2 hours. The role of the sulfonamide group is also integral as no

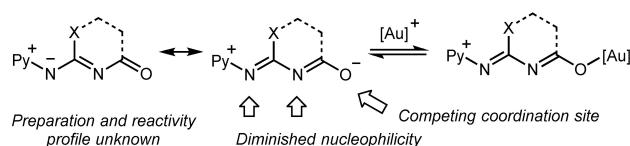
a) *N*-Heterocyclic aminides as nucleophilic nitrenoids in annulations



b) Examples of biologically active imidazo-fused oxo-heterocycles



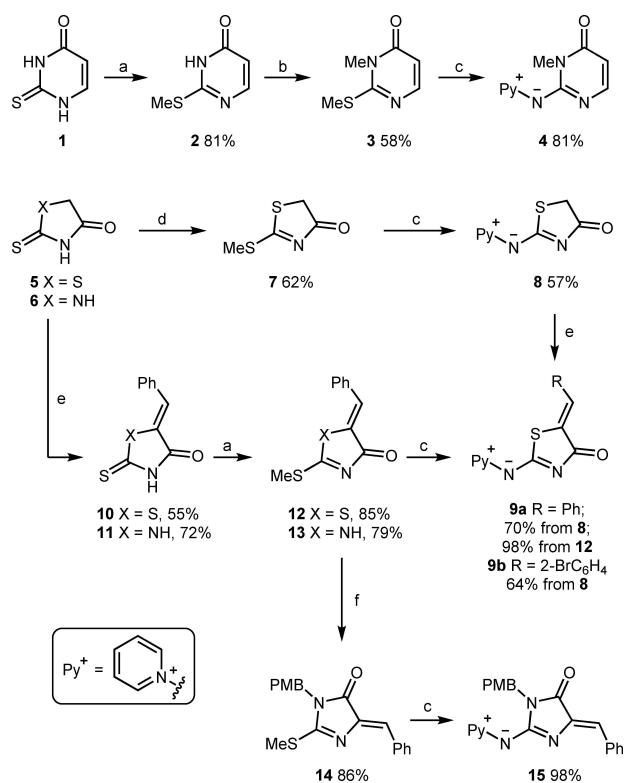
c) Challenges for productive catalysis in the desired series



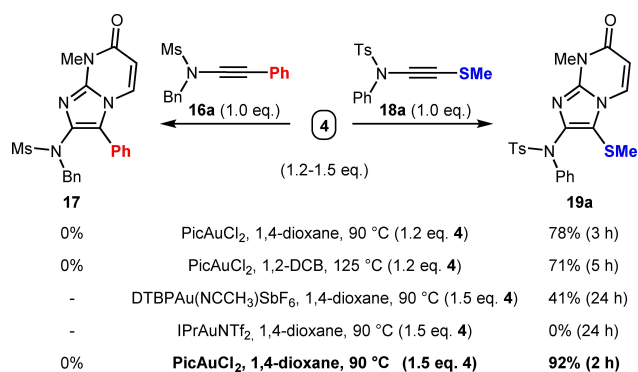
**Figure 2.** Representative examples of imidazo-fused heterocycles and a nitrenoid-based annulation approach for their preparation.

reaction was seen when the methyl(phenylethynyl) sulfane was reacted with **4** under those conditions.

A similar pattern was seen in the reactions of all the new nitrenoids (Table 1). Reactions were run with either PicAuCl<sub>2</sub> or a DBTPAu(I)·CH<sub>3</sub>CN·SbF<sub>6</sub> catalyst in either 1,4-dioxane or 1,2-DCB (see ESI for a comparison of conditions for particular aminides). Annulation products were formed in good to excellent yields from each of the new aminides with sulfenylated-ynamide **18 a** (Table 1, entries 1, 5, 13, 16). In contrast, much lower or no reactivity was seen with non-sulfenylated ynamides **16** or **20** (entries 4, 8, 10, 15, 19). The role of the sulfonamide group is also integral as no reaction was seen when the methyl(phenylethynyl)sulfane was reacted with **4** under those conditions. A gram scale preparation of **19 a** proceeded in high yield (Entry 1).



**Scheme 1.** The development of synthetic sequences for the preparation of pyridinium *N*-aminides bearing oxo-substituted heterocycles. Conditions a) MeI, NaOH, H<sub>2</sub>O:EtOH (2:1), 55 °C; b) MeI, LiHMDS, DMF, 0 °C to rt;<sup>[24]</sup> c) *N*-Amino pyridinium iodide, K<sub>2</sub>CO<sub>3</sub>, MeOH, rt; d) MeI, DIPEA, DMF, 0 °C to rt; e) Benzaldehyde or 2-bromobenzaldehyde, AcOH, NaOAc, Reflux; f) PMBCl, K<sub>2</sub>CO<sub>3</sub>, MeCN, reflux. PMB = *p*-Methoxybenzyl.



**Scheme 2.** Surveying the reactivity of *N*-pyridinium *N*-(3-methyl)pyrimidinone aminide **4**.<sup>[a]</sup>

The thiophenyl-substituted ynamide **18b** was less reactive than the thiomethyl equivalent **18a**, requiring longer reaction times across the nitrenoids. (Entries 2, 6 and 17 versus entries 1, 5, and 16). A 1,6-enynamide **18c**, which introduces a competing coordination site as well as a potential intramolecular cycloisomerisation

pathway, proved less reactive than the other sulfenyl ynamides but still afforded the intermolecular annulation products (Entries 3, 7 and 18).

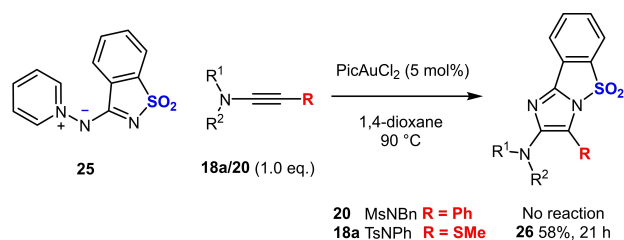
Imidazo[2,1-*b*]thiazolones **21a–c** were similarly produced from aminide **8** bearing an enolisable carbonyl in direct conjugation (Entries 5–7). The reactivity trend across **18a–c** was more pronounced than with aminide **4**. The Knoevenagel-adducts **9a/b** lacking enolisable sites and with an extended conjugation to attenuate the carbonyl groups influence proved more reactive. Both the *S*-methyl and *S*-phenyl ynamides **18a/b** afforded high yields of heterocycles **22/23** (Entries 9 and 13) and productive outcomes were even seen with non-sulfenylated ynamides (Entries 10–12 and 14–15).

Use of hydantoin-derived nitrenoid **15** granted direct access to (*Z*)-2-ylideneimidazo[2,1-*b*]thiazol-3 (*2H*)-one products **24a–c** on reaction with sulfenyl ynamides despite the steric crowding around the iminoyl group (Entries 16–18). Again, no reaction was seen with a non-sulfenylated ynamide (Entry 19).

A saccharin-derived nitrenoid **25** was then prepared to test the effect of an alternative electron-withdrawing group at the aminide (Scheme 3). No reaction was seen with ynamide **20**, but again annulation occurred with sulfenyl ynamide **18a** to deliver the benzo[*d*]imidazo[1,2-*b*]isothiazolyl **26**.

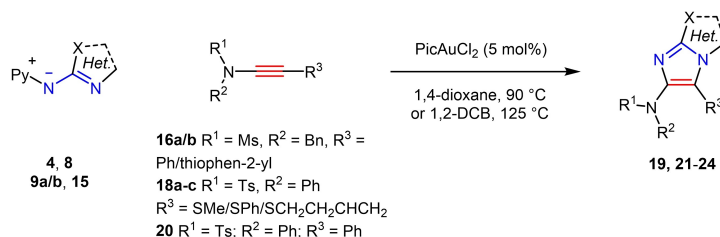
Crystal structures were obtained for the heterocycles derived from rhodanine, thiouracil, hydantoin and saccharin and confirm the regioselectivity of the annulation (Figure 3).<sup>[25]</sup>

When compared with previously employed nitrenoids, the outcomes fit a model where the carbonyl or sulfonyl substituent diminishes the reactivity of the aminide. Both nitrogen atoms of the putative 1,3-*N,N*-dipole unit are deactivated which adversely affects the initial nucleophilic attack and the cyclisation stages of the annulation (Scheme 1c). The reactivity-enhancing effect of a sulfenyl substituent could be explained by sulfur-gold interactions stabilising the polarised gold keteneiminium contribution **B'** to generate a more effective electrophile (Scheme 4). Sulfur-gold interactions could also conceivably help to favour productive gold-ynamide coordination over unproductive interaction with nitrenoid.<sup>[26,27]</sup> Invoking a stabilising dative<sup>[28]</sup>



**Scheme 3.** A saccharin-derived nitrenoid and its use to access the benzo[*d*]imidazo[1,2-*b*]isothiazolyl structure.

**Table 1.** Comparing the reactivity of aryl- and sulfenyl substituted ynamides in annulations by a gold-catalysed formal [3 + 2]-dipolar cycloaddition with oxo-functionalised nucleophilic nitrenoids.<sup>[a]</sup>



Entry		R <sup>1</sup>	R <sup>2</sup>	R <sup>3</sup>	T (h)		Yield
1	<b>4</b>	Ts	Ph	SMe	3		<b>19a</b> 90% <sup>[b]</sup>
2	<b>4</b>	Ts	Ph	SPh	24		<b>19b</b> 85%
3	<b>4</b>	Ts	Ph	S-CH <sub>2</sub> CH <sub>2</sub> CH=CH <sub>2</sub>	5.5		<b>19c</b> 76%
4	<b>4</b>	Ts	Ph	Ph	22		NR
5	<b>8</b>	Ts	Ph	SMe	24		<b>21a</b> 78% <sup>[c]</sup>
6	<b>8</b>	Ts	Ph	SPh	24		<b>21b</b> 50% <sup>[c]</sup>
7	<b>8</b>	Ts	Ph	S-CH <sub>2</sub> CH <sub>2</sub> CH=CH <sub>2</sub>	24		<b>21c</b> 34% <sup>[c]</sup>
8	<b>8</b>	Ts	Ph	Ph	22	NR	
9	<b>9a</b>	Ts	Ph	SPh	1.5		<b>22a</b> 98% <sup>[d]</sup>
10	<b>9a</b>	Ts	Ph	Ph	22		<b>22b</b> 67% <sup>[d]</sup>
11	<b>9a</b>	Ms	Bn	Ph	5		<b>22c</b> 74% <sup>[d]</sup>
12	<b>9a</b>	Ms	Bn	Thiophen-2-yl	22		<b>22d</b> 75% <sup>[d]</sup>
13	<b>9b</b>	Ts	Ph	SMe	3.5		<b>23a</b> 98% <sup>[d]</sup>
14	<b>9b</b>	Ms	Bn	Ph	22		<b>23b</b> 38% <sup>[d]</sup>
15	<b>9b</b>	Ms	Me	PMP	22		NR
16	<b>15</b>	Ts	Ph	SMe	18		<b>24a</b> 88%
17	<b>15</b>	Ts	Ph	SPh	22		<b>24b</b> 45%
18	<b>15</b>	Ts	Ph	S-CH <sub>2</sub> CH <sub>2</sub> CH=CH <sub>2</sub>	24		<b>24c</b> 44%
19	<b>15</b>	Ts	Ph	Ph	22	NR	

<sup>[a]</sup> Isolated yield after purification by column chromatography. Reactions performed in 1,4-dioxane at 90 °C at 0.2 to 3.5 mmol unless otherwise stated.

<sup>[b]</sup> **19a** 3.5 mmol (1.39 g).

<sup>[c]</sup> Using DTBPAu(NCMe)SbF<sub>6</sub> (5 mol%).

<sup>[d]</sup> Reactions performed in 1,2-DCB at 125 °C. PMP = *p*-Methoxyphenyl.

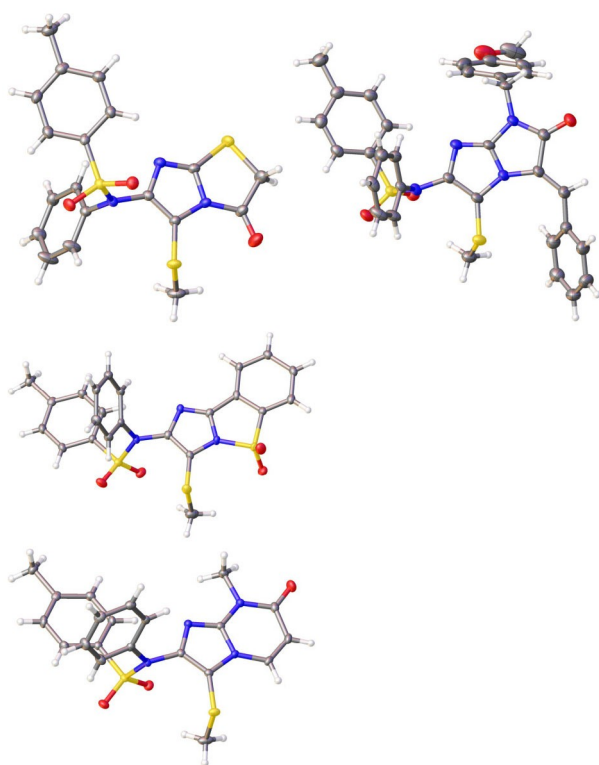
or hyperconjugative<sup>[29]</sup> interaction between the gold and sulfur can explain the lower reactivity observed with *S*-phenyl ynamide **18b** over *S*-methyl ynamide **18a**. Both interactions would limit conformational flexibility and position the sulfur substituent toward the incoming nitrenoid whereby increasing steric bulk would hinder the initial nucleophilic attack and the subsequent cyclisation steps (Scheme 4 inset).<sup>[30]</sup>

There are only a few isolated examples of sulfenyl ynamides being used in catalysis.<sup>[31,32]</sup> Their success alongside the new nitrenoids led us to explore the wider potential of sulfenyl ynamides in nitrenoid-based annulations in order to access heterocycles with vicinal amino-sulfenyl substitution patterns. C2-Amino-C3-sulfenyl imidazo-[1,2-*a*]-pyridines have been identified as inhibitors of human rhinovirus<sup>[33]</sup> and as anthelmintics,<sup>[34]</sup> while sulfenylated-heterocycles and their *S*-oxide derivatives are of general interest due to

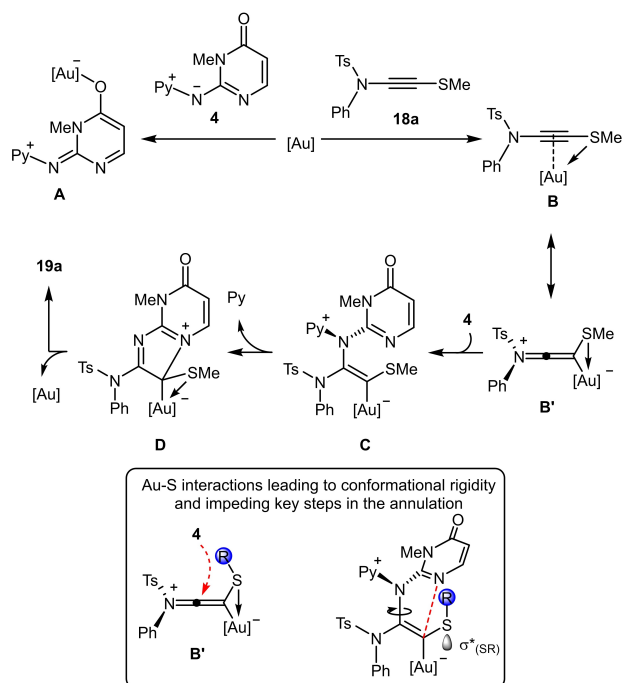
their biological activity<sup>[35]</sup> and synthetic utility.<sup>[36]</sup> Thus, it seemed appealing to see whether annulations of sulfenyl ynamides allowed access to these substitution patterns on diverse heterocyclic motifs in a regioselective and convergent fashion.

Broad tolerance and applicability was seen when we examined the combination of sulfenyl ynamides with various aminide-based nitrenoids (Scheme 5).<sup>[7,17]</sup> Imidazole-fused heterocycles **27–38** were obtained in generally high to quantitative yields through reactions that were more effective and/or faster than with non-sulfenyl ynamides. Of particular note were the formation of the caffeine-derived heterocycle **36** and the pyridine-fused system **38** as the required nitrenoids had both reacted sluggishly in previous studies with ynamides.<sup>[17]</sup>

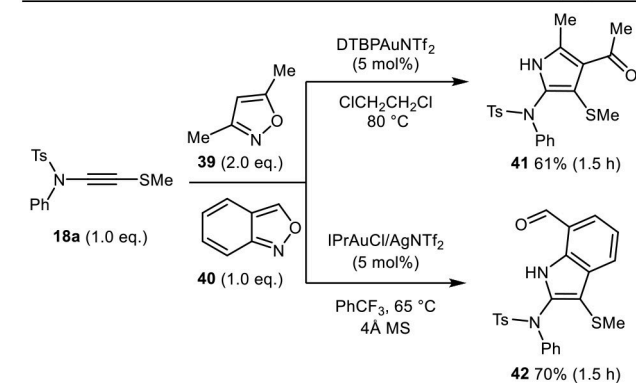
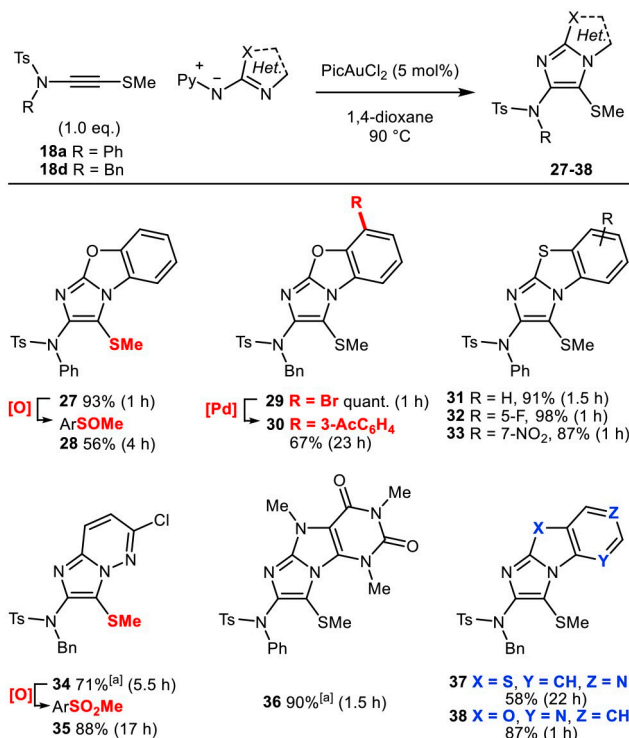
The ability of this annulation approach to access highly heterosubstituted heterocycles is demonstrated



**Figure 3.** Crystal structures of, from top-left clockwise, **21a**, **24a**, **19a** and **26** with ellipsoids drawn at the 50% probability level. The structure of **21a** contains two crystallographically-independent molecules of which only one is shown.



**Scheme 4.** Proposed mechanistic rationale for the gold-sulfur interaction responsible of the enhancement in reactivity.



**Scheme 5.** The use of sulfenyl ynamides with other nucleophilic nitrenoids. [O] = *m*CPBA (2.2 eq.), DCM, 0 °C to rt; [Pd] = Pd(PPh<sub>3</sub>)<sub>4</sub> (5 mol%), K<sub>2</sub>CO<sub>3</sub>, 1,4-dioxane:H<sub>2</sub>O, 85 °C; <sup>[a]</sup> Using 1,4-dioxane at 90 °C.

with the formation of **29** and its subsequent elaboration by cross-coupling reaction to deliver **30**. Oxidation of these sulfenyl heterocycles proceeded smoothly affording the desirable heteroarylsulfoxide (**27**→**28**) and heteroarylsulfone (**34**→**35**).

The sulfenyl ynamide **18a** also proved productive in reactions with other types of nitrenoids. Smooth and relatively rapid reactions were observed with the *N,O*-heterocycles **39** and **40** introduced by the groups of Ye<sup>[8]</sup> and Hashmi,<sup>[9]</sup> delivering 2-amino-3-thiopyrrole and 2-amino-3-thio-indole frameworks **41** and **42** respectively in the presence of Au(I) catalysts.

In summary, new types of pyridinium *N*-aminides have been prepared that bear non-aromatic and oxo-

substituted heterocycles as putative nitrenoids for gold catalysed annulation reactions with ynamides. These species proved generally less reactive than the previously explored *N*-heteroaryl pyridinium *N*-aminides, likely because of reduced nucleophilicity. While several of the new aminides did not react with commonly employed ynamides, each aminide did react smoothly when combined with a sulfenyl ynamide. Imidazo-fused heterocycles were prepared from each nitrenoid under gold catalysis, providing a convergent new route into systems of interest in medicinal chemistry such as imidazo[2,1-*b*]thiazol-3(2*H*)-one, imidazo[1,2-*a*]imidazolone and imidazo[1,2-*a*]pyrimidinone. The reactions are practically straightforward and applicable on a gram scale. Sulfenyl ynamides are effective substrates across a range of different nitrenoids providing access to various nitrogen-heterocycles with geminal amino-sulfenyl substitution patterns in a mild and regioselective fashion.

This study highlights the reactivity-enhancing influence of sulfur substitution in gold catalysis with *N,S*-substituted alkynes behaving as privileged substrates in these annulation reactions. We conclude that the ability to ‘switch-on’ otherwise unproductive processes offers significant potential for reaction discovery based on  $\pi$ -acid activation and that the wider use of sulfenyl ynamides in such programmes may prove beneficial.

## Experimental Section

A heat-gun dried Schlenk tube under argon was charged with ynamide **18a** (1.11 g, 3.50 mmol), aminide **4** (1.06 g, 5.25 mmol, 1.5 eq.) and dichloro(2-pyridinecarboxylate)gold (68.2 mg, 5 mol%) in dry 1,4-dioxane (35 mL) and the mixture was stirred at 90 °C for 3 h. The reaction mixture was allowed to cool down to room temperature and the solvent was removed under reduced pressure. The residue obtained was purified by flash column chromatography [Hexane:EtOAc (3:2)] affording imidazole **19a** as a beige solid (1.39 g, 90%).

## Acknowledgements

We thank the University of Birmingham and AstraZeneca plc for funding (studentship to EMA). The authors gratefully acknowledge support from the Centre for Chemical and Materials Analysis in the School of Chemistry at UoB and its staff. Matthew Wakeling and Dr Miguel Garzón (UoB) are thanked for the donation of some ynamides.

## References

[1] For representative preparative methods, see a) X. Zhang, Y. Zhang, J. Huang, R. P. Hsung, K. C. M. Kurtz, J. Oppenheimer, M. E. Petersen, I. K. Sagamanova, L. Shen, M. R. Tracey, *J. Org. Chem.* **2006**, *71*, 4170–4177; b) T. Hamada, X. Ye, S. S. Stahl, *J. Am. Chem. Soc.*

**2008**, *130*, 833–835; c) A. Coste, G. Karthikeyan, F. Couty, G. Evano, *Angew. Chem. Int. Ed.* **2009**, *48*, 4381–4385; d) Y. Tu, X. Zeng, H. Wang, J. Zhao, *Org. Lett.* **2018**, *20*, 280–283; e) S. J. Mansfield, R. C. Smith, J. R. J. Yong, O. L. Garry, E. A. Anderson, *Org. Lett.* **2019**, *21*, 2918–2922.

[2] a) G. Evano, A. Coste, K. Jouvin, *Angew. Chem. Int. Ed.* **2010**, *49*, 2840–2859; b) K. A. De Korver, H. Li, A. G. Lohse, R. Hayashi, Z. Lu, Y. Zhang, R. P. Hsung, *Chem. Rev.* **2010**, *110*, 5064–5106; c) X.-N. Wang, H.-S. Yeom, L.-C. Fang, S. He, Z.-X. Ma, B. L. Kedrowski, R. P. Hsung, *Acc. Chem. Res.* **2014**, *47*, 560–578; d) G. Evano, N. Blanchard, G. Compain, A. Coste, C. S. Demmer, W. Gati, C. Guissart, J. Heimbürger, N. Henry, K. Jouvin, G. Karthikeyan, A. Laouiti, M. Lecomte, A. Martin-Mingot, B. Métayer, B. Michelet, A. Nitelet, C. Theunissen, S. Thibaudeau, J. Wang, M. Zarca, C. Zhang, *Chem. Lett.* **2016**, *45*, 574–585.

[3] A. Fürstner, P. W. Davies, *Angew. Chem. Int. Ed.* **2007**, *46*, 3410–3449.

[4] Review a) F. Pan, C. Shu, L.-W. Ye, *Org. Biomol. Chem.* **2016**, *14*, 9456–9465; For illustrative recent examples, see: b) J. Matsuoka, H. Kumagai, S. Inuki, S. Oishi, H. Ohno, *J. Org. Chem.* **2019**, *84*, 9358–9363; c) F. Sánchez-Cantalejo, J. D. Priest, P. W. Davies, *Chem. Eur. J.* **2018**, *24*, 17215–17219; d) R. Vanjari, S. Dutta, M. P. Gogoi, V. Gandon, A. K. Sahoo, *Org. Lett.* **2018**, *20*, 8077–8081; e) M. Lin, L. Zhu, J. Xia, Y. Yu, J. Chen, Z. Mao, X. Huang, *Adv. Synth. Catal.* **2018**, *360*, 2280–2284; f) S. S. Giri, L.-H. Lin, P. D. Jadhav, R.-S. Liu, *Adv. Synth. Catal.* **2017**, *359*, 590–596.

[5] For reviews, see a) P. W. Davies, M. Garzón, *Asian J. Org. Chem.* **2015**, *4*, 694–708; b) E. Aguilar, J. Santamaría, *Org. Chem. Front.* **2019**, *6*, 1513–1540.

[6] P. W. Davies, A. Cremonesi, L. Dumitrescu, *Angew. Chem. Int. Ed.* **2011**, *50*, 8931–8935.

[7] M. Garzón, P. W. Davies, *Org. Lett.* **2014**, *16*, 4850–4853.

[8] A.-H. Zhou, Q. He, C. Shu, Y.-F. Yu, S. Liu, T. Zhao, W. Zhang, X. Lu, L.-W. Ye, *Chem. Sci.* **2015**, *6*, 1265–1271.

[9] H. Jin, L. Huang, J. Xie, M. Rudolph, F. Rominger, A. S. K. Hashmi, *Angew. Chem. Int. Ed.* **2016**, *55*, 794–797.

[10] M. Chen, N. Sun, H. Chen, Y. Liu, *Chem. Commun.* **2016**, *52*, 6324–6327.

[11] a) Z. Zeng, H. Jin, J. Xie, B. Tian, M. Rudolph, F. Rominger, A. S. K. Hashmi, *Org. Lett.* **2017**, *19*, 1020–1023; b) W. Xu, G. Wang, N. Sun, Y. Liu, *Org. Lett.* **2017**, *19*, 3307–3310.

[12] C. Shu, Y.-H. Wang, B. Zhou, X.-L. Li, Y.-F. Ping, X. Lu, L.-W. Ye, *J. Am. Chem. Soc.* **2015**, *137*, 9567–9570.

[13] L. Zhu, Y. Yu, Z. Mao, X. Huang, *Org. Lett.* **2015**, *17*, 30–33.

[14] X. Tian, L. Song, M. Rudolph, F. Rominger, T. Oeser, A. S. K. Hashmi, *Angew. Chem. Int. Ed.* **2019**, *58*, 3589–3593.

[15] a) Y. Yu, G. Chen, L. Zhu, Y. Liao, Y. Wu, X. Huang, *J. Org. Chem.* **2016**, *81*, 8142–8154; b) J. Gonzalez, J.

- Santamaria, A. L. Suarez-Sobrinio, A. Ballesteros, *Adv. Synth. Catal.* **2016**, *358*, 1398–1403; c) D. Allegue, J. González, S. Fernández, J. Santamaría, A. Ballesteros, *Adv. Synth. Catal.* **2019**, *361*, 758–768.
- [16] For some recent examples, see Ref. 11 and a) X. Tian, L. Song, M. Rudolph, Q. Wang, X. Song, F. Rominger, A. S. K. Hashmi, *Org. Lett.* **2019**, *21*, 1598–1601; b) X. Tian, L. Song, M. Wang, Z. Lv, J. Wu, W. Yu, J. Chang, *Chem. Eur. J.* **2016**, *22*, 7617–7622; c) V. Srinivasulu, M. Khanfar, H. A. Omar, R. El Awady, S. M. Sieburth, A. Sebastian, D. M. Zaher, F. Al-Marzooq, F. Hersi, T. H. Al-Tel, *J. Org. Chem.* **2019**, *84*, 14476–14486; d) Y. Zhao, Y. Hu, X. Li, B. Wan, *Org. Biomol. Chem.* **2017**, *15*, 3413–3417.
- [17] M. Garzón, E. M. Arce, R. J. Reddy, P. W. Davies, *Adv. Synth. Catal.* **2017**, *359*, 1837–1843.
- [18] a) N. Y. Bamaung, R. L. Bell, R. F. Clark, S. A. Erickson, S. D. Fidanze, R. D. Hubbard, R. A. Mantei, G. S. Sheppard, B. K. Sorensen, G. T. Wang, J. Wang, K. Sarris, Abbott Laboratories, USA, WO2009070516 A1, **2009**; b) J. Satow, Y. Kudo, E. Ikeda, T. Nawamaki, C. Kawaguchi, Nissan Chemical Industries, Ltd., Japan, WO9814452 A1, **1998**; c) W. Zhang, C. W. Holyoke, Jr., K. A. Hughes, G. P. Lahm, T. F. Pahutski, Jr., M.-H. T. Tong, M. Xu, E. I. du Pont de Nemours and Company, USA, WO2011017342 A2, **2011**; d) B. Zhong, L. Sun, H. Shi, J. Li, C. Chen, Z. Chen, Immune Sensor, LLC, WO2017176812 A1, **2017**; e) J. P. Barry, M. C. A. Eriksson, D. P. Joseph, R. M. Lemieux, X.-J. Wang, Boehringer Ingelheim International GmbH, Germany, US20060264472 A1, **2006**.
- [19] F. Tibiletti, M. Simonetti, K. M. Nicholas, G. Palmisano, M. Parravicini, F. Imbesi, S. Tollari, A. Penoni, *Tetrahedron* **2010**, *66*, 1280–1288.
- [20] M. José Reyes, C. Burgos, M. Luisa Izquierdo, J. Alvarez-Builla, *Tetrahedron* **2004**, *60*, 1093–1097.
- [21] S. Q. Tang, Y. Y. I. Lee, D. S. Packiaraj, H. K. Ho, C. L. L. Chai, *Chem. Res. Toxicol.* **2015**, *28*, 2019–2033.
- [22] N. G. Aher, B. Kafle, H. Cho, *Bull. Korean Chem. Soc.* **2013**, *34*, 1275–1277.
- [23] Compound **13** proved unreactive in the presence of aminopyridinium iodide and base.
- [24] N. D. D'Angelo, S. F. Bellon, S. K. Booker, Y. Cheng, A. Coxon, C. Domínguez, I. Fellows, D. Hoffman, R. Hungate, P. Kaplan-Lefko, M. R. Lee, C. Li, L. Liu, E. Rainbeau, P. J. Reider, K. Rex, A. Siegmund, Y. Sun, A. S. Tasker, N. Xi, S. Xu, Y. Yang, Y. Zhang, T. L. Burgess, I. Dussault, T.-S. Kim, *J. Med. Chem.* **2008**, *51*, 5766–5779.
- [25] CCDC-1980309 (19a), CCDC-1980310 (21a), CCDC-1980311 (24a) and CCDC-1980312 (26) contain the supplementary crystallographic data for this paper. These data can be obtained free of charge from The Cambridge Crystallographic Data Centre via [www.ccdc.cam.ac.uk/data\\_request/cif](http://www.ccdc.cam.ac.uk/data_request/cif).
- [26] R. J. Reddy, M. P. Ball-Jones, P. W. Davies, *Angew. Chem. Int. Ed.* **2017**, *56*, 13310–13313.
- [27] For examples of gold catalysis with sulfenylated alkynes, see Ref. 26 and a) P. Sharma, R. R. Singh, S. S. Giri, L.-Y. Chen, M.-J. Cheng, R.-S. Liu, *Org. Lett.* **2019**, *21*, 5475–5479; b) J. Wang, S. Zhang, C. Xu, L. Wojtas, N. G. Akhmedov, H. Chen, X. Shi, *Angew. Chem. Int. Ed.* **2018**, *57*, 6915–6920; c) Y.-B. Bai, Z. Luo, Y. Wang, J.-M. Gao, L. Zhang, *J. Am. Chem. Soc.* **2018**, *140*, 5860–5865; d) X. Ye, J. Wang, S. Ding, S. Hosseini, L. Wojtas, N. G. Akhmedov, X. Shi, *Chem. Eur. J.* **2017**, *23*, 10506–10510.
- [28] Q. Luo, G. Jia, J. Sun, Z. Lin, *J. Org. Chem.* **2014**, *79*, 11970–11980.
- [29] B. R. Beno, K.-S. Yeung, M. D. Bartberger, L. D. Pennington, N. A. Meanwell, *J. Med. Chem.* **2015**, *58*, 4383–4438.
- [30] X. Zhang, Z. Geng, *RSC Adv.* **2016**, *6*, 62099–62108.
- [31] See Refs 10 and 17 for single examples in intra- and intermolecular reactions respectively. For their use in oxazole synthesis, see: A. D. Gillie, R. J. Reddy, P. W. Davies, *Adv. Synth. Catal.* **2016**, *358*, 226–239.
- [32] For preparations see Ref. 30 and S. J. Mansfield, C. D. Campbell, M. W. Jones, E. A. Anderson, *Chem. Commun.* **2015**, *51*, 3316–3319.
- [33] C. Hamdouchi, J. de Blas, M. del Prado, J. Gruber, B. A. Heinz, L. Vance, *J. Med. Chem.* **1999**, *42*, 50–59.
- [34] R. J. Bochis, L. E. Olen, M. H. Fisher, R. A. Reamer, G. Wilks, J. E. Taylor, G. Olson, *J. Med. Chem.* **1981**, *24*, 1483–1487.
- [35] a) I. Fernández, N. Khiar, *Chem. Rev.* **2003**, *103*, 3651–3706; b) B. R. Smith, C. M. Eastman, J. T. Njardarson, *J. Med. Chem.* **2014**, *57*, 9764–9773.
- [36] L. Wang, W. He, Z. Yu, *Chem. Soc. Rev.* **2013**, *42*, 599–621.



