


NASA/CP—2020—220470



# Calibration of the 11x11-Foot Transonic Wind Tunnel at NASA Ames Research Center

*Bethany White*  
*Nasa Ames Research Center, Moffett Field*

---

January 2020

## NASA STI Program ... in Profile

Since its founding, NASA has been dedicated to the advancement of aeronautics and space science. The NASA scientific and technical information (STI) program plays a key part in helping NASA maintain this important role.

The NASA STI program operates under the auspices of the Agency Chief Information Officer. It collects, organizes, provides for archiving, and disseminates NASA's STI. The NASA STI program provides access to the NTRS Registered and its public interface, the NASA Technical Reports Server, thus providing one of the largest collections of aeronautical and space science STI in the world. Results are published in both non-NASA channels and by NASA in the NASA STI Report Series, which includes the following report types:


- **TECHNICAL PUBLICATION.** Reports of completed research or a major significant phase of research that present the results of NASA Programs and include extensive data or theoretical analysis. Includes compilations of significant scientific and technical data and information deemed to be of continuing reference value. NASA counterpart of peer-reviewed formal professional papers but has less stringent limitations on manuscript length and extent of graphic presentations.
- **TECHNICAL MEMORANDUM.** Scientific and technical findings that are preliminary or of specialized interest, e.g., quick release reports, working papers, and bibliographies that contain minimal annotation. Does not contain extensive analysis.
- **CONTRACTOR REPORT.** Scientific and technical findings by NASA-sponsored contractors and grantees.
- **CONFERENCE PUBLICATION.** Collected papers from scientific and technical conferences, symposia, seminars, or other meetings sponsored or co-sponsored by NASA.
- **SPECIAL PUBLICATION.** Scientific, technical, or historical information from NASA programs, projects, and missions, often concerned with subjects having substantial public interest.
- **TECHNICAL TRANSLATION.** English-language translations of foreign scientific and technical material pertinent to NASA's mission.

Specialized services also include organizing and publishing research results, distributing specialized research announcements and feeds, providing information desk and personal search support, and enabling data exchange services.

For more information about the NASA STI program, see the following:

- Access the NASA STI program home page at <http://www.sti.nasa.gov>
- E-mail your question to [help@sti.nasa.gov](mailto:help@sti.nasa.gov)
- Phone the NASA STI Information Desk at 757-864-9658
- Write to:  
NASA STI Information Desk  
Mail Stop 148  
NASA Langley Research Center  
Hampton, VA 23681-2199

NASA/CP—2020—220470



# Calibration of the 11x11-Foot Transonic Wind Tunnel at NASA Ames Research Center

*Bethany White*  
*Ames Research Center, Moffet Field CA*

National Aeronautics and  
Space Administration

*Ames Research Center*  
*Moffett Field, CA 94035*

---


**January 2020**

## Acknowledgments

## Calibration of the 11-By 11-Foot Transonic Wind Tunnel at NASA Ames Research Center

A static pipe calibration characterizing the streamwise static pressure distribution was conducted at the 11-By 11-Foot Transonic Wind Tunnel at NASA Ames Research Center. This data is used to determine the local Mach number within the test section and evaluate buoyancy corrections to axial force measurements. The 60 foot long, 6 inch diameter pipe contained 444 static pressure taps spanning the test section and nozzle regions of the tunnel. The forward end of the pipe extends into the settling chamber and is held by four cables mounting to the tunnel shell, and the aft end is fixed on the institutional model support system. A hydraulic cylinder at the aft end of the pipe provides tension on the system to reduce vibration and to keep the pipe as level as possible throughout the test section.

The previous calibration was improved upon by using pressure scanners with greater accuracy, ensuring a uniform pressure tube length for each tap to control pneumatic lag, optically tracking any streamwise movement of the pipe, and more tightly controlling the tunnel condition set points. Typically this calibration is conducted with the pipe on tunnel centerline and 33 inches below centerline for sting-mounted models and semi-span (i.e. floor-mounted) models respectively, however schedule demands permitted only the centerline calibration. The semi-span calibration is planned to be completed in the summer of 2020.



Immediately following the static pipe calibration, a shorter, 9 foot static pipe used as the calibration check standard was installed to obtain its first post-calibration pressure dataset. This short static pipe consists of 148 static pressure taps distributed along the pipe section and one total pressure tap at the end of an ogive nose. Performing the calibration test and its check standard back-to-back allows this dataset to establish a reliable baseline for future calibration check standard testing. Over time the use of a calibration check standard offers the ability to assess the stability of the calibration through statistical process control in an efficient and cost-effective manner, thereby potentially increasing the time required between full tunnel calibrations.

