

# Online Social Media in the Syria Conflict: Encompassing the Extremes and the In-Betweens

Derek O’Callaghan<sup>1</sup>, Nico Prucha<sup>2</sup>, Derek Greene<sup>1</sup>, Maura Conway<sup>3</sup>,  
Joe Carthy<sup>1</sup>, Pádraig Cunningham<sup>1</sup>

<sup>1</sup>School of Computer Science & Informatics, University College Dublin, Email: {name.surname}@ucd.ie

<sup>2</sup>Department of Near Eastern Studies, University of Vienna, Email: nico.prucha@univie.ac.at

<sup>3</sup>School of Law & Government, Dublin City University, Email: maura.conway@dcu.ie

**Abstract**—The Syria conflict has been described as the most socially mediated in history, with online social media playing a particularly important role. At the same time, the ever-changing landscape of the conflict leads to difficulties in applying analytical approaches taken by other studies of online political activism. Therefore, in this paper, we use an approach that does not require strong prior assumptions or the proposal of an advance hypothesis to analyze Twitter and YouTube activity of a range of protagonists to the conflict, in an attempt to reveal additional insights into the relationships between them. By means of a network representation that combines multiple data views, we uncover communities of accounts falling into four categories that broadly reflect the situation on the ground in Syria. A detailed analysis of selected communities within the anti-regime categories is provided, focusing on their central actors, preferred online platforms, and activity surrounding “real world” events. Our findings indicate that social media activity in Syria is considerably more convoluted than reported in many other studies of online political activism, suggesting that alternative analytical approaches can play an important role in this type of scenario.

## INTRODUCTION

The conflict in Syria, which has been ongoing since March 2011, has been characterized by extensive use of online social media platforms by all sides involved [1]. For example, YouTube is being used by a variety of alleged Syrian sources to document and highlight events as they occur, where over a million videos have been uploaded since January 2012 according to official figures, which in turn have received hundreds of millions of views [2]. Consequently, this behaviour suggests that any related studies should consider multiple online platforms, and in this paper we analyze the activity of a range of protagonists to the conflict on two of the most popular platforms used, namely Twitter and YouTube. Our primary interest is to understand the extent to which this online activity may reflect the known situation on the ground, where additional insights are revealed into the relationships between the corresponding groups and factions.

In this paper, we consider the Syria conflict within the context of studies of online political activism, where attention is often focused upon relatively static (often mainstream) groupings about which a considerable level of prior knowledge is available; for example, divisions between liberal and conservative US communities, or mainstream European political parties [3], [4], [5]. The static nature of these groups can

provide a certain advantage in terms of driving data sampling strategy such as using a pre-defined set of Twitter hashtags, or defining a specific research question such as the prediction of electoral results using online activity. In the case of the Syria conflict, a naïve application of these standard approaches might be to initially assume the existence of a pro/anti-regime dichotomy. However, the constantly shifting landscape of the conflict suggests that an alternative approach is worthy of consideration [6]. In an effort to avoid making strong prior assumptions or proposing an advance hypothesis, we perform an analysis of the complex Syrian situation as follows:

- 1) a directed collection of Twitter data associated with the Syria conflict that leverages existing authoritative sources.
- 2) a set of groups is generated from the collected data, where we achieve this by means of community detection within a corresponding network representation.
- 3) a conceptual high-level categorization of the detected communities is proposed.
- 4) a detailed interpretation of selected communities is provided, where we are particularly interested in demonstrating the complex nature of the conflict, in contrast to other online political environments.

To this end, we generate a unified network representation that combines multiple data views [7], within which communities of Twitter accounts are detected. Although other studies of Syrian Twitter activity have analyzed large-scale data sets [8], here we employ a smaller curated set of Syrian accounts originating from a variety of Twitter lists, where we consider these accounts as having been deemed authoritative or interesting in some way by the list curators. A similar focus on authoritative sources has been employed by other entities that monitor social media activity associated with the conflict, for example, Eliot Higgins, the maintainer of the Brown Moses blog<sup>1</sup>, who monitors hundreds of YouTube channels daily with a view to verifying the content of videos uploaded by a variety of Syrian sources [9].

We find that the communities within this Syrian network can be placed into four major categories (see Fig. 1). A detailed analysis of three selected communities within the anti-regime categories is provided later in this paper, focusing on their central actors and preferred online platforms. To illustrate the

<sup>1</sup><http://brown-moses.blogspot.com>

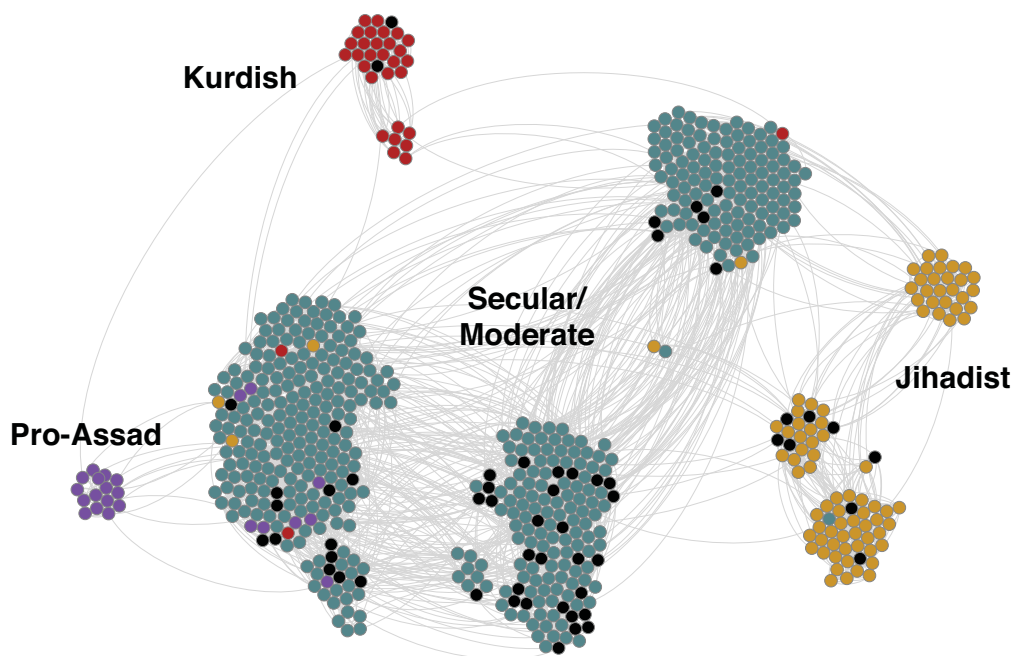


Fig. 1: Syrian account network (652 nodes, 3,260 edges). Four major categories; Jihadist (gold, right), Kurdish (red, top), Pro-Assad (purple, left), and Secular/Moderate opposition (blue, center). Black nodes are members of multiple communities. Visualization was performed with the OpenOrd layout in Gephi.

contrast with the polarization analyzed in certain studies of mainstream political activism [3], [10], the three communities selected consist of two polar opposites, jihadist and secular revolutionary, with the third community considerably moderate in comparison. The analysis process includes the generation of rankings of the preferred YouTube channels for each community, where these channels and corresponding Freebase topics assigned by YouTube are used to assist interpretation while also providing a certain level of validation<sup>2</sup>. We also consider online activity surrounding “real world” events, such as YouTube video responses to the Ghouta chemical weapon attack on 21 August 2013 [11]. The insights revealed in this study confirm that alternative analytical approaches can play a key role in studies of online activity where prior knowledge may be scarce or unreliable.

#### ANALYZING ONLINE POLITICAL ACTIVISM

In this paper, we consider online activity associated with the Syria conflict within the context of other studies of online political activism that have focused upon relatively static, often mainstream groupings about which a considerable level of prior knowledge is available. This includes situations featuring a polarization effect, or others where multiple groupings are in existence. For example, the study of US liberal and conservative blogs by Adamic and Glance [3] found clear separation between both communities, with noticeable behavioral differences in terms of network density based on links between blogs, blog content itself, and interaction with mainstream media. They did not focus on “other” blogs, such as those of a libertarian, independent or moderate nature (and

found few references to these from the liberal and conservative blogs), but suggested that they could be considered in future analysis. Progressive and conservative polarization on Twitter was investigated by Conover et al., where hashtags were used to gather data leading to two network representations based on Twitter retweets and mentions [10]. By specifically requesting the detection of exactly two communities, polarization was clearly observable in the retweet network. This was not the case with analogous two-community detection within the corresponding mentions network, where the authors suggested that this feature may foster cross-ideological interactions of some nature. In both cases, increasing the number of target communities beyond two revealed smaller politically heterogeneous communities rather than those of a more fine-grained ideological structure.

Mustafaraj et al. analyzed the *vocal minority* (prolific tweeters) and *silent majority* (accounts that tweeted only once) within US Democrat and Republican Twitter supporters, gathering data by searching for tweets containing the names of two Massachusetts senate candidates [12]. They also found similar polarized retweet communities in the vocal minority, while at the same time, the activity of both of these communities was consistently different to the silent majority at the opposite end of the spectrum. The machine learning framework proposed by Pennacchiotti and Popescu for the classification of Twitter accounts was evaluated using three gold standard data sets, including one associated with political affiliation that was generated from lists of users who classified themselves as either Democrat or Republican in the Twitter directories WeFollow and Twellow [13]. Similar political affiliation on Twitter was studied by Wong et al., where they proposed a method to quantify US political leaning that focused on tweets

<sup>2</sup><http://www.freebase.com/>

and retweets [14]. Here, data was collected using keywords associated with the Democrat and Republican candidates in the 2012 presidential election. They suggested that their approach compared favourably to follower or retweet graph-based analysis due to the difficulty in interpreting the results of the latter. Hoang et al. also focused on Twitter political affiliation around the time of the 2012 presidential election, using a binary classifier (Democrat and Republican) that did not consider “neutral” (other) affiliation [15].

Gruzd and Roy found evidence of both polarization and non-polarization in their analysis of tweets posted prior to the 2011 Canadian federal election [16]. In this case, tweets were selected using a single election hashtag, and accounts were manually classified based on affiliation with one of the established political parties, with supporters of non-mainstream parties being excluded. In a similar approach to that of Conover et al., Weber et al. studied the polarization between Egyptian secular and Islamist accounts on Twitter [17], with a set of seed accounts that had been manually labelled as such being used to drive data collection. Among their findings, they observed a certain level of polarization in the retweet network, albeit at a lower level than that observed by Conover et al. in the corresponding progressive and conservative network. Regarding online Syria activity, Morstatter et al. used a set of Syrian hashtags in their analysis of Twitter data sampling approaches [18]. More recently, the study of Syrian Twitter behaviour by Lynch et al. included an analysis of macro-level activity over time [8], using tweets from the firehose Twitter API containing the word “Syria”, regardless of the source or account location. Unlike the situation in the US, polarization was not observed within the retweet network, where a number of high-level communities both within Syria and elsewhere were identified.

Prediction of election results has also been the focus of studies of political social media activity. For example, Tumasjan et al. examined the power of Twitter as a predictor of the 2009 German elections, using tweets mentioning the six main political parties currently in parliament at the time, along with a selection of prominent politicians [4]. They found that the ranking of parties generated using the volume of associated tweets was identical to the actual ranking in the election results, with relative volume mirroring the corresponding share of votes received by each party. However, other commentators have voiced concerns about over-estimating Twitter’s predictive power; in particular, Jungherr et al. suggested that if the Pirate Party (not in parliament at the time) had been included in the analysis of Tumasjan et al., they would instead have won the 2009 election based on relative frequency of mentions within tweets [5]. They discuss the requirement for well-grounded rules when collecting data. Similarly, Metaxas et al. found that using Twitter to predict two US elections in 2010 generated results that were only slightly better than chance [19].

The studies discussed above have largely focused on relatively static and often mainstream political situations about which a certain level of prior knowledge is available, for example, activity related to supporters of US Democrats and Republicans. This can act as a driver in the collection of large data sets and corresponding analysis. In other situations, such as that of the Syria conflict, current and reliable knowledge

may be lacking. Consequently, we propose that smaller-scale studies of related online activity using methods that do not necessitate the development of (possibly incorrect) assumptions, as is the case in this paper, are appropriate.

## DATA

For the purpose of this analysis, we collected a variety of data for a set of Twitter accounts associated with the Syria conflict. To find relevant accounts, we made use of the Twitter *user lists* feature, which is often employed by journalists and other informed parties to curate sets of accounts deemed to be authoritative on a particular subject. This method has previously been shown to be successful in exploiting the wisdom of the Twitter crowds in the search for topic experts [20], [21]. Two approaches were taken: 1) we identified lists of Syrian accounts by known journalists, and 2) we identified lists containing one or more of a small number of official accounts for recognized high-profile entities known to be active on the ground, such as the Free Syrian Army (FSA) and the Islamic State of Iraq and al-Sham [greater Syria] (ISIS). The latter consisted of lists curated by both Syrian and non-Syrian journalists, academics, and Syrian entities directly involved in the conflict.

Having aggregated the accounts from these lists into a single set, we then proceeded to manually analyze each profile and filter immediately identifiable accounts such as non-Syrian media outlets and journalists, academics and think-tanks, non-governmental organizations (NGOs), and charities. The intention was to specifically retain Syrian accounts that claimed to be directly involved in events in Syria, or Syrians that were commenting on events from abroad. Accounts whose nature could not be ascertained, or were not publicly accessible, were also excluded. Although there was a potential for bias to be introduced with this process, we felt that it was preferable to identify accounts to be excluded rather than specifying which accounts were to be included, where we trusted the list curators’ judgement in the case of the latter. At the same time, it should be mentioned that any samples of online social media activity will inevitably contain a certain level of selection bias, regardless of the sampling strategy employed, for example, the use of pre-defined Twitter hashtag sets or other methods [22].

Using a set of 17 Twitter lists yielded a total of 911 unique accounts, from which a final set of 652 accounts remained following the filtering process. Twitter data including followers, friends, tweets and list memberships were retrieved for each of the selected accounts during October and November 2013, as limited by the Twitter API restrictions effective at the time. 1,760,883 tweets were retrieved in total, with 21% and 75% of these being posted in 2012 and 2013 respectively. Follower relations between the final set of accounts yielded 30,808 links, while 175,969 mentions and 27,768 retweets were also identified pertaining to these accounts. In addition, Twitter list memberships were available for 647 accounts, associated with 22,080 distinct lists. All valid YouTube URLs were also extracted from the tweet content, and profile data was retrieved for the corresponding video and channel (account) identifiers using the YouTube Data API, resulting in a set of 14,629 unique channels that were directly/indirectly tweeted by 619 unique accounts. As YouTube automatically annotates

uploaded videos with Freebase topics where possible<sup>3</sup>, we also retrieved all available topic assignments for videos uploaded by these channels.

## METHODOLOGY

To detect communities, we created a network representation using the method proposed by Greene and Cunningham [7], which was previously applied to aggregate multiple network-based and content-based *views* or relations from Twitter into a single *unified graph*. Given a data set of  $l$  different views, the unified graph method consists of two distinct phases:

- 1) *Neighbor identification*: For each view, we compute the similarities between every account  $u_i$  and all other accounts in that view, using an appropriate similarity measure (in this paper we use cosine similarity, due to the sparsity of the data matrices). We use these similarity values to rank the other accounts relative to  $u_i$ . After repeating this process for all views, the  $l$  resulting rankings are merged together using SVD rank aggregation [23]. From the aggregated ranking, we select the  $k$  highest ranked accounts as the *neighbor set* of  $u_i$ . This is repeated for all accounts in the data set.
- 2) *Unified graph construction*: We then build a global representation of the data set by constructing the corresponding asymmetric  $k$ -nearest-neighbor graph. That is, a directed unweighted graph where an edge exists from account  $u_i$  to  $u_j$ , if  $u_j$  is contained in the neighbor set of  $u_i$ . This results in a sparse unified graph encoding the connectivity information from all the original views, covering all accounts that were present in one or more of those views.

In this work, we employ the unified graph approach to combine views of Twitter accounts related to the Syria conflict, based on information derived from both Twitter and YouTube. This is a combination of explicit network relations, and implicit network representations that are derived from tweet content and Twitter lists. Specifically, we use seven Twitter-based views constructed from the data described previously to generate the required neighbor rankings.

- 1) *Follows*: From the unweighted directed follower graph, construct binary account profile vectors based on accounts whom they follow (*i.e.* out-going links).
- 2) *Followed-by*: From the unweighted directed follower graph, construct binary account profile vectors based on the accounts that follow them (*i.e.* incoming links). A pair of accounts are deemed to be similar if they are frequently “co-followed” by the same accounts.
- 3) *Mentions*: From the weighted directed mention graph, construct account profile vectors based on the accounts whom they mention.
- 4) *Mentioned-by*: From the weighted directed mention graph, construct account profile vectors based on the accounts that mention them. A pair of accounts are deemed to be similar if they are frequently “co-mentioned” by the same accounts.

- 5) *Retweets*: From the weighted directed retweet graph, construct account profile vectors based on the accounts whom they retweet.
- 6) *Retweeted-by*: From the weighted directed retweet graph, construct account profile vectors based on the accounts that retweet them. Accounts are deemed to be similar if they are frequently “co-retweeted” by the same accounts.
- 7) *Co-listed*: Based on Twitter list memberships, construct an unweighted bipartite graph, such that an edge between a list and an account indicates that the list contains the specified account. A pair of accounts are deemed to be similar if they are frequently assigned to the same lists.

Due to the high volume of user-generated video content associated with the Syria conflict [2], we have also constructed an additional *YouTube channel view*. This view reflects the extent to which pairs of Twitter accounts post tweets containing links to the same YouTube videos or channels. In this respect, the view is analogous to the co-listed Twitter view. Note that we aggregate the YouTube information at the channel level due to the well-documented existence of authoritative channels [9].

For all of the above views, pairwise similarity values between account vectors were computed using cosine similarity, which in turn allowed us to identify each account’s neighbors. From these neighbor sets, we then produced a single unified network where each account has at most  $k = 5$  neighbors, as used previously in [20]. This yielded a network consisting of 652 nodes and 3,260 edges. We then applied the OSLOM community detection algorithm to this network [24]. OSLOM finds overlapping communities, which is appropriate here, as previous work has shown that partitioning algorithms can fail to accurately return community structure in social media networks [25]. Due to the effect of the resolution parameter  $P$  on the number and size of communities found by OSLOM, where lower values result in larger numbers of smaller communities, multiple runs were executed for values of  $P$  in  $[0.1, 0.9]$ . In each case we specified that all nodes were to be assigned to communities. A manual inspection of the communities found in each run was performed to discover the value of  $P$  leading to the smallest number of larger communities. This led to the selection of  $P = 0.8$  (higher values led to communities being overly merged). Details on these communities are provided in the next section.

To assist in the interpretation of the resulting OSLOM communities, for each community we generated rankings of the YouTube channels that were present in the corresponding member tweets (channels were tweeted directly or indirectly via specific video URLs). A “profile document” was generated for each account node, consisting of channel identifiers extracted from their tweets. These were then represented by log-based TF-IDF vectors normalized to unit length. For each community, the subset of vectors for the member accounts was used to calculate a mean vector  $D$ , with the channel ranking consisting of the top 25 channel identifiers in  $D$ . A second set of community rankings was generated, based on the automatic Freebase topic annotation of videos by YouTube. A “topic document” was created for each unique channel that featured in  $\geq 1$  community channel ranking, consisting of an aggregation of the English-language labels for all topics assigned to their

<sup>3</sup>See [http://youtu.be/wf\\_77z1H-vQ](http://youtu.be/wf_77z1H-vQ) for an explanation of this process.

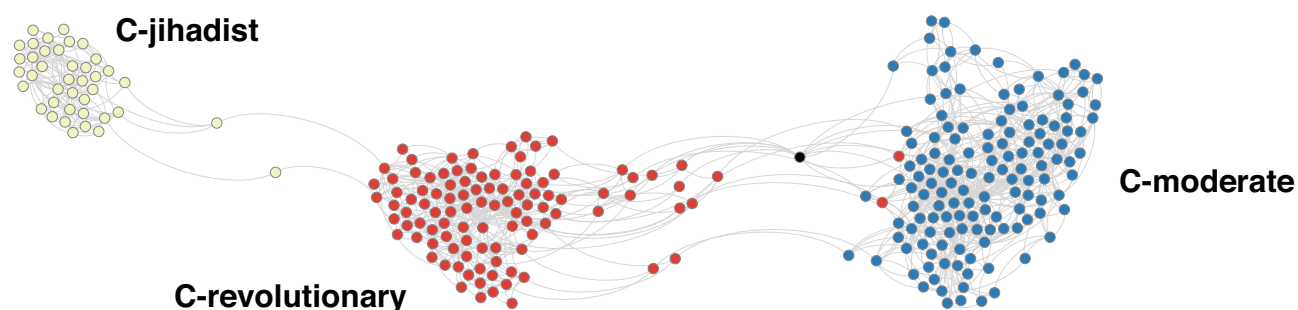


Fig. 2: The induced subgraph for the three communities selected for detailed analysis: *C-jihadist* (40 nodes, yellow, left), *C-revolutionary* (105 nodes, red, center), and *C-moderate* (137 nodes, blue, right). Only one node (black) in this subgraph was assigned to multiple communities (*C-revolutionary* and *C-moderate*). This account presents itself as the board of all local coordination committees in Syria, which comprise activists from a range of religious beliefs and ethnic heritage that report on events as they occur. Visualization was performed with the Force Atlas layout (repulsion strength = 50.0) in Gephi.

respective uploaded videos. As before, a ranking was generated from the top topics of the corresponding  $D$  vector.

#### SYRIA COMMUNITY CATEGORIES

We now focus on the communities identified by the complete process described previously. In all, 16 communities were found, where inspection of inter-community linkage determined the presence of four major categories. The separation between these categories can be seen in the visualization produced with the OpenOrd layout in Gephi in Fig. 1 [26], [27]. The four categories are:

- 1) *Jihadist*: three communities that include accounts with a stated commitment to violent jihadism, including accounts associated with or supportive of the al-Nusra Front (Jabhat al-Nusra) and the Islamic State of Iraq and al-Sham (ISIS).
- 2) *Kurdish*: two communities, with one community containing a variety of accounts that include political parties and local media outlets, while the other appears to be mostly associated with youth movements and organizations.
- 3) *Pro-Assad*: one community, where accounts are primarily used to declare support for the current Syrian government and armed forces. Notable entities include the Syrian Electronic Army (SEA), a collection of hackers that target opposition groups and western websites.
- 4) *Secular/Moderate opposition*: ten communities, containing accounts for various opposition entities such as the National Coalition for Syrian Revolutionary and Opposition Forces (Syrian National Coalition) and the Free Syrian Army (FSA). These communities constitute a dense core of the network, with many common channels and topics found within the corresponding community rankings.

The largely Arabic language accounts were categorized manually on the basis of a lingual and visual analysis of their content, in addition to analysis of individual egocentric networks. There are distinct and immediately apparent differences recognizable by subject matter experts and Arabic speakers between the keywords, political and theological concepts, and

symbols used by violent jihadists versus those employed by pro-Assad accounts, for example [28].

A ranking of the top 25 YouTube channels was produced for each community, with 295 unique channels found across all 16 rankings, from a total of 14,629 that were extracted from tweets. For each of these 295 channels, a random sample of up to 1,000 uploaded videos was generated, since each YouTube API call to retrieve videos uploaded by a channel returns a maximum of 1,000 results. A topic-based vector was then created using all Freebase topics assigned to this video sample. The mean percentage of sampled videos having annotated topics was 59% ( $\sigma = 27\%$ ) per channel. In total, 185 unique topics were found across the resulting community topic rankings.

#### INTERPRETATION OF COMMUNITIES

In this section, we offer a detailed analysis of a selection of communities, based on observation of the associated Twitter profiles, tweets, retweets, related accounts, YouTube channel profiles, and uploaded video content. To illustrate the complexity of the situation on the ground, while also demonstrating how a naïve assumption of a pro/anti-regime polarization is unsuitable, we have selected three diverse communities within the anti-regime categories, consisting of two communities from the Jihadist and Secular/Moderate categories which may themselves be considered as polar opposites of each other, with the third community of a far more moderate nature. These are hereafter referred to as *C-jihadist*, *C-revolutionary* and *C-moderate* respectively. A visualization of the induced subgraph for these communities can be found in Fig. 2, where the edges between *C-revolutionary* and *C-moderate* can be explained by the presence of many secular accounts. Table I contains the distribution of tweets and followers reported by Twitter for the three communities. Note that, due to the Twitter API restrictions effective at the time, only a subset of total tweets reported were used in the current analysis. Table II provides an initial insight into all three in terms of the highest-ranked topics assigned to their preferred YouTube channels. While the *C-revolutionary* and *C-moderate* topics mainly refer to Syrian cities or provinces, with the Free Syrian Army featuring strongly for the former, the *C-jihadist* topics reflect the community's agenda with references to The Nusra Front

TABLE I: Statistics reported by Twitter for the accounts in the three communities selected for interpretation.

Community	Total	Min	Max	Mean	Median	Standard deviation
C-revolutionary	5,092,982	22	438,285	48,504	15,889	77,284
C-jihadist	230,712	33	23,705	5,767	2,899	6,339
C-moderate	2,469,995	19	162,989	18,029	10,292	24,252

(a) Tweet statistics.

Community	Total	Min	Max	Mean	Median	Standard deviation
C-revolutionary	5,302,075	58	1,505,272	50,495	10,140	153,416
C-jihadist	489,976	247	79,089	12,249	5,658	17,879
C-moderate	774,917	7	136,297	5,656	2,159	12,832

(b) Follower statistics.

TABLE II: Top ten Freebase topics assigned to the preferred YouTube channels of the three selected communities.

C-revolutionary	C-jihadist	C-moderate
Free Syrian Army	The Nusra Front	Syria
Syria	Aleppo	Syrian civil war
Homs	Islamic State of Iraq and Syria	Aleppo
Aleppo	Earth	Damascus
Damascus	Anasheed	Free Syrian Army
Idlib	Ali	Homs
Al-Qusayr	Buraidah	Bashar al-Assad
Rif Dimashq Governorate	Iraq	Al-Rastan
Daraa	Al-Safira	Al-Qusayr
Al-Rastan	Al-Qusayr	Kafir Batna

and ISIS, the two most important Jihadist groups active in Syria. The common Al-Qusayr topic refers to the Syrian-Lebanese border town that is of strategic value to both sides.

C-jihadist is the smallest of the three communities, containing just 40 accounts. The majority of these are violent jihadist in their orientation, with a particular affinity evidenced for ISIS ideology. Language-wise this community is heavily Arabic: 95% of all its accounts are Arabic-only. The ‘black banner’ and other iconography associated with violent jihadism can be observed, including images of Osama bin Laden. Photos tweeted by these accounts include many of weaponry and attacks, also close-ups of ‘martyred’ fighters and a small number of individuals holding up severed human heads. One of the accounts with highest follower in-degree claims to be an official ISIS account, but is not. It is however maintained by a staunch ISIS supporter, has accumulated nearly 87,000 followers, and provides a link on the account’s marquee to a Q&A page on jihadist ideology on ask.fm. The majority of account holders are also active on jihadi forums and reflect the interlinked nature of this form of propaganda on a wide range of platforms, including Facebook, YouTube, Instagram, etc. Twitter is also an important gateway to YouTube for this community. The highest ranked YouTube channel was established in summer 2013, has over 6,500 subscribers and 1.7 million total views for 1,000+ videos, most of which reflect the day-to-day situation on the ground in the mainly Sunni sectors of Aleppo under attack. This channel is interesting too because, despite being heavily linked-to by members of this jihadi community and containing some pro-jihadi content, it also posts video openly critical of ISIS.

C-revolutionary, containing 105 nodes, is composed largely

of Free Syrian Army (FSA) supporters and sympathizers and contains the most prolific tweeters of the three communities. Like C-jihadist, it too is heavily Arabic language-centric, with some 83% of accounts containing Arabic-only tweets. It also shares the dissemination of still images of attacks and their aftermaths, lynchings, and the bodiless heads of alleged non-Syrian suicide bombers. One of the most prominent accounts is an official account of the Syrian Revolutionary Forum, which is explicitly anti-ISIS and paints the current conflict as “from the sky [we face] the barrels of Bashar [al-Assad] and the car bombs of al-Baghdadi [ISIS leader] on the ground.” The account, which has nearly 73,000 followers, also documents the aftermath of attacks and supplies photographs of unidentified bodies along with requests for help in identifying them. Another prominent account, which has some 30,000 followers, is maintained by an individual committed to religious tolerance. The user maintaining this account - almost certainly a male - underlines that the “cross” (i.e. Christianity) is part of his country and cites verses of the Qur’an to underline the plurality of faithful people, which he describes as decreed by God. He also retweets conservative Sunni content however that is deployed within the jihadi Twittersphere, unfortunately reflecting real-life grievances and sectarian violence in Syria (and Iraq). The highest ranked YouTube channel linked-to from within this community was that of a self-described anti-regime “news network”. However, the fact that this channel is no longer accessible demonstrates the potential connection between social media activity and “real world” consequences. In this case, it appears that the project’s individual media activists/citizen journalists became targets for the regime’s intelligence services in their efforts to shut down this - at the time - rare professional window into the violence unleashed against unarmed civilians.

C-moderate is the largest of the three communities, containing 137 accounts, with the majority maintained by a moderate and largely secular portion of the Syrian opposition and their supporters whose tweets document the war and its daily reality on the ground in Syria. Calls for reconciliation amongst Syrians and/or for so-called ‘foreign fighters’ to quit Syria can also be observed. It differs from C-revolutionary and C-jihadist in a number of ways. First, most of the accounts contain English-only tweets (60%) or are bilingual Arabic-English (27%). Second, many appear to be members of the Syrian diaspora, identifying themselves as presently located not in Syria but elsewhere in the Middle East (e.g. Jordan, Lebanon, Turkey, UAE), or in the US or Europe. Third, while

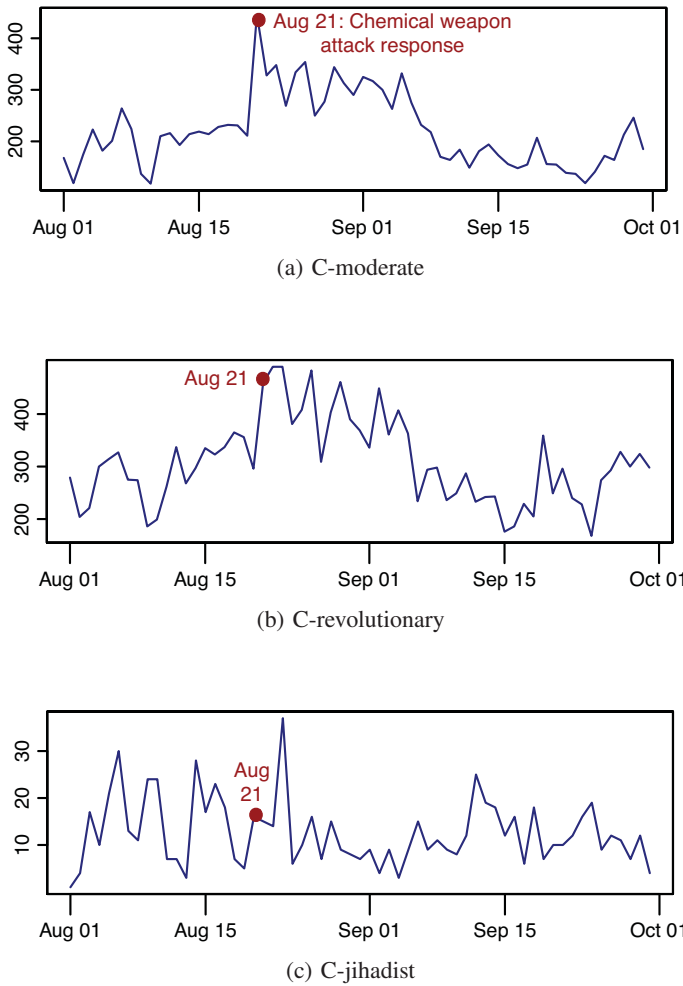


Fig. 3: Video uploads by the preferred YouTube channels of the three selected communities during Aug-Sept 2013 (69 unique channels).

C-revolutionary and C-jihadist tweet some images of children, including those of injured or dead children and babies, these are the majority of images disseminated by C-moderate. Photos of fighters or weaponry are rarely observed whereas photos of the Kafranbel<sup>4</sup> banners routinely appear; images of women are also much more prominent here. The latter may probably be explained by our observation that users identifying as female are much more prominent in this community, in comparison to the others. For example, just one user, a student and “revolutionist” with 12,000 followers, explicitly identifying as female appears in C-revolutionary, while no users explicitly identifying as female are found in C-jihadist. All of the above points may be illustrated with reference to a central user (8,000+ followers) who describes herself as a female from Damascus based in Europe, who tweets in English and posts images of Syrian children and the Kafranbel banners, but never pictures of fighters. In general, the accounts here link to major

<sup>4</sup>Kafranbel is a town in northwestern Syria whose residents have creatively responded to the Syria conflict by creating and displaying often humorous signs that express outrage at the world’s indifference to the conflict and that oppose both the Assad regime and ISIS. Many of the signs are in English.

TABLE III: Top ten Freebase topics assigned to the preferred YouTube channels of the three selected communities during the period August 21-29 2013 (the Ghouta chemical weapon attack took place on 21 August).

C-moderate	C-revolutionary	C-jihadist
Syria	Syria	Aleppo
Syrian civil war	Free Syrian Army	Anasheed
Damascus	Levant	The Nusra Front
Ghouta	Ghouta	Eid prayers
Chemical weapon	News	Al-Bab
Jobar	Homs	Mosque
Aleppo	Aleppo	Homs
Bashar al-Assad	Rif Dimashq Governorate	Dayr Hafir
Chemical warfare	Darayya	Aleppo International Airport
Al-Rastan	Al-Rastan	Salaheddine district

Western media sites rather than YouTube. Having said that, YouTube links are routinely supplied also, with the highest ranked channel having been established early in the conflict (i.e. summer 2011). The channel presently has just shy of 4,000 subscribers, including prominent media outlets such as Al-Jazeera English, and has accumulated over 3.3 million total views.

A major disparity becomes apparent when a comparison is undertaken between the volume of uploads for the top 25 YouTube channels linked-to by C-jihadist versus that of both C-revolutionary and C-moderate as these relate to the “real world”. There is a particularly striking difference between the attention, in terms of both reaction time and volume of video uploaded, paid by both communities to the Ghouta chemical weapon attack on 21 August 2013. Fig. 3 illustrates that it took the space of some two days for the C-jihadist preferred YouTube channels to respond to the attack whereas the response by the YouTube channels preferred by C-revolutionary and C-moderate was immediate. The differences in volume of video uploaded by the channels are also worth commenting upon: there was a peak of some 37 videos uploaded on 23 August by the C-jihadist channels, which tapered off again almost immediately; the corresponding C-revolutionary and C-moderate channels responded with the upload of over 400 videos on the day of the attack with increased volumes for some 15 days thereafter. Looking specifically at the period 21-29 August, we found that Freebase topics were assigned to 43%, 45% and 37% of videos uploaded by the C-jihadist, C-revolutionary and C-moderate channels respectively. The top ten topics (ranked by TF-IDF as before) for C-revolutionary and C-moderate topics appear extremely relevant and include “Ghouta”, “Chemical weapon”, and “Chemical warfare”, while similar topics were not observed for C-jihadist (Table III).

## CONCLUSIONS AND FUTURE WORK

The Syria conflict has been described as “the most socially mediated in history” [8]. As multiple platforms are often employed by protagonists to the conflict and their supporters, we have analyzed activity on Twitter and YouTube, where an approach that does not require a prior hypothesis has found communities of accounts that fall into four identifiable categories. These categories broadly reflect the complex situation on the ground in Syria [6], contrasting with the relatively static nature of mainstream groupings that were the focus of

other studies of online political activism. A detailed analysis of selected anti-regime communities has been provided, where rankings of preferred YouTube channels and associated Free-base topics were used to assist interpretation. Resources such as the latter can help to overcome some of the multilingual obstacles encountered in this context, while also addressing the interpretation issues that can exist with graph-based analysis [14].

We emphasize once more the difficulties involved in analyzing certain online political situations, due to a scarcity in the prior knowledge that is commonly available to mainstream political analysis. Here we have focused on a set of actors that have been deemed authoritative, as this approach has been taken elsewhere in the analysis of online Syrian activity [9]. The meaningful results found with close reading of tweet, video and other content demonstrate the value of “small data”, where valuable research insights can be found at any level [29], while also complementing results found with analysis of larger data sets associated with the conflict [8]. In future work, we would like to continue this approach for further analysis of these groups, with a view to monitoring the flux in group structure and ideology.

#### ACKNOWLEDGMENTS

This research was supported by 2CENTRE, the EU funded Cybercrime Centres of Excellence Network and Science Foundation Ireland (SFI) under Grant Number SFI/12/RC/2289.

#### REFERENCES

- [1] Z. Karam, “Syria’s Civil War Plays Out On Social Media,” *AP*, 2013.
- [2] M. Kaylan, “Syria’s War Viewed Almost in Real Time,” *The Wall Street Journal*, 2013.
- [3] L. A. Adamic and N. Glance, “The Political Blogosphere and the 2004 U.S. Election: Divided They Blog,” in *Proc. 3rd Int. Workshop on Link Discovery*, 2005, pp. 36–43.
- [4] A. Tumasjan, T. O. Sprenger, P. G. Sandner, and I. M. Welpe, “Predicting Elections with Twitter: What 140 Characters Reveal about Political Sentiment,” in *Proc. 4th International AAAI Conference on Weblogs and Social Media*, ser. ICWSM ’10, 2010, pp. 178–185.
- [5] A. Jungherr, P. Jürgens, and H. Schoen, “Why the Pirate Party Won the German Election of 2009 or The Trouble With Predictions,” *Soc. Sci. Comput. Rev.*, vol. 30, no. 2, pp. 229–234, May 2012.
- [6] C. Lister and P. Smyth, “Syria’s multipolar war,” *Foreign Policy*, 2013.
- [7] D. Greene and P. Cunningham, “Producing a Unified Graph Representation from Multiple Social Network Views,” in *Proc. 5th Annual ACM Web Science Conference*, ser. WebSci ’13. ACM, 2013, pp. 118–121.
- [8] M. Lynch, D. Freelon, and S. Aday, “Syria’s Socially Mediated Civil War,” *United States Institute Of Peace*, 2014.
- [9] M. Ingram, “The rise of Brown Moses: How an unemployed British man has become a poster boy for citizen journalism,” *GigaOM*, Nov 20 2013.
- [10] M. Conover, J. Ratkiewicz, M. Francisco, B. Goncalves, F. Menczer, and A. Flammini, “Political Polarization on Twitter,” in *Proc. 5th International AAAI Conference on Weblogs and Social Media*, ser. ICWSM ’11, 2011.
- [11] F. Gardner, “Syria conflict: ‘Chemical attacks kill hundreds’,” *BBC*, 2013.
- [12] E. Mustafaraj, S. Finn, C. Whitlock, and P. T. Metaxas, “Vocal Minority Versus Silent Majority: Discovering the Opinions of the Long Tail,” in *Proc. 3rd International Conference on Social Computing*, ser. SocialCom/PASSAT’11. IEEE, 2011, pp. 103–110.
- [13] M. Pennacchiotti and A.-M. Popescu, “Democrats, Republicans and Starbucks Afficionados: User Classification in Twitter,” in *Proc. 17th ACM SIGKDD International Conference on Knowledge Discovery and Data Mining*, ser. KDD ’11. New York, NY, USA: ACM, 2011, pp. 430–438.
- [14] F. M. F. Wong, C. W. Tan, S. Sen, and M. Chiang, “Quantifying Political Leaning from Tweets and Retweets,” in *Proc. 7th International AAAI Conference on Weblogs and Social Media*, ser. ICWSM ’13, 2013.
- [15] T. Hoang, D. Pierce, W. W. Cohen, E. Lim, and D. P. Redlawsk, “Politics, Sharing and Emotion in Microblogs,” in *Proc. International Conference on Advances in Social Networks Analysis and Mining*, ser. ASONAM ’13. IEEE, 2013.
- [16] A. Gruzd and J. Roy, “Investigating Political Polarization on Twitter: A Canadian Perspective,” *Policy & Internet*, vol. 6, no. 1, pp. 28–45, 2014.
- [17] I. Weber, V. R. K. Garimella, and A. Batayneh, “Secular vs. Islamist Polarization in Egypt on Twitter,” in *Proc. International Conference on Advances in Social Networks Analysis and Mining*, ser. ASONAM ’13. IEEE, 2013.
- [18] F. Morstatter, J. Pfeffer, H. Liu, and K. Carley, “Is the Sample Good Enough? Comparing Data from Twitter’s Streaming API with Twitter’s Firehose,” in *Proc. 7th International AAAI Conference on Weblogs and Social Media*, ser. ICWSM ’13, 2013.
- [19] P. Metaxas, E. Mustafaraj, and D. Gayo-Avello, “How (Not) to Predict Elections,” in *Proc. 3rd International Conference on Social Computing*, ser. SocialCom/PASSAT’11, Oct 2011, pp. 165–171.
- [20] D. Greene, G. Sheridan, B. Smyth, and P. Cunningham, “Aggregating Content and Network Information to Curate Twitter User Lists,” in *Proc. 4th ACM RecSys Workshop on Recommender Systems & The Social Web*, New York, NY, USA, 2012, pp. 29–36.
- [21] S. Ghosh, N. Sharma, F. Benevenuto, N. Ganguly, and K. Gummadi, “Cognos: Crowdsourcing Search for Topic Experts in Microblogs,” in *Proceedings of the 35th International ACM SIGIR Conference on Research and Development in Information Retrieval*, ser. SIGIR ’12. New York, NY, USA: ACM, 2012, pp. 575–590.
- [22] Z. Tufekci, “Big Questions for Social Media Big Data: Representativeness, Validity and Other Methodological Pitfalls,” in *Proc. 8th International AAAI Conference on Weblogs and Social Media*, ser. ICWSM ’14, 2014.
- [23] G. Wu, D. Greene, and P. Cunningham, “Merging multiple criteria to identify suspicious reviews,” in *Proc. 4th ACM Conference on Recommender Systems (RecSys’10)*. ACM, 2010, pp. 241–244.
- [24] A. Lancichinetti, F. Radicchi, J. Ramasco, S. Fortunato, and E. Ben-Jacob, “Finding Statistically Significant Communities in Networks,” *PLoS ONE*, vol. 6, no. 4, p. e18961, 2011.
- [25] F. Reid, A. McDaid, and N. Hurley, “Partitioning Breaks Communities,” in *Proc. International Conference on Advances in Social Networks Analysis and Mining*, ser. ASONAM ’11. IEEE, 2011, pp. 102–109.
- [26] M. Bastian, S. Heymann, and M. Jacomy, “Gephi: An open source software for exploring and manipulating networks,” in *Proc. 3rd International AAAI Conference on Weblogs and Social Media*, ser. ICWSM ’09, 2009, pp. 361–362.
- [27] S. Martin, W. M. Brown, R. Klavans, and K. W. Boyack, “OpenOrd: an open-source toolbox for large graph layout,” in *IS&T/SPIE Electronic Imaging*. International Society for Optics and Photonics, 2011, pp. 786 806–786 806.
- [28] N. Prucha and R. Wesley, “Conference Report,” in *The Syrian Conflict: Promotion of Reconciliation and its Implications for International Security*, 2014.
- [29] d. Boyd and K. Crawford, “Critical questions for big data,” *Information, Communication & Society*, vol. 15, no. 5, pp. 662–679, 2012.