

ZIBELINE INTERNATIONAL  
PUBLISHERS

ISSN: 2521-5051 (Print)

ISSN: 2521-506X (online)

CODEN : ASMCCQ

Acta Scientifica Malaysia (ASM)

DOI : <https://doi.org/10.26480/asm.01.2019.09.16>

## RESEARCH ARTICLE

**EVALUATION OF GREEN SOLUTION POTENTIALS OF UNRIPE BANANA (*MUSA SAPIENTUM*) PEEL BIOMASS**Leizou, Kaywood Elijah<sup>1</sup>, Muhammad Aqeel Ashraf<sup>2</sup>, Mohd Armi Abu Samah<sup>3</sup>, Ahmed Jalal Khan Chowdhury<sup>3</sup><sup>1</sup>Department of Chemical Sciences, Niger Delta University, Wilberforce Island, P.M.B 071, Yenagoa, Nigeria<sup>2</sup>International Water, Air & Soil Conservation Society INWASCON 59200 Kuala Lumpur, Malaysia<sup>3</sup>Kulliyah of Science, International Islamic University Malaysia, Kuantan, Pahang, Malaysia\*Corresponding Author Email: [pastorkayeizou@yahoo.com](mailto:pastorkayeizou@yahoo.com)

This is an open access article distributed under the Creative Commons Attribution License, which permits unrestricted use, distribution, and reproduction in any medium, provided the original work is properly cited.

## ARTICLE DETAILS

## ABSTRACT

## Article History:

Received 01 February 2019

Accepted 05 March 2019

Available Online 21 March 2019

In the present study, the green solution potentials of unripe banana (*Musa sapientum*) peel biomass were evaluated by using the adsorbent for the removal of Cd (II) and Cr (VI) from aqueous solution. The batch method was employed: parameters such as pH, initial concentration, adsorbent dose and contact time were studied. Unripe banana peel was found to remove Cd (II) and Cr (VI) ions from aqueous solutions. Removal rate of Cd (II) was found to increase from pH > 4, while Cr (VI) decreases from pH > 4. Langmuir and Freundlich models were applied to adsorption equilibrium data to find the best fit amongst these models. Langmuir model type 1, with  $R^2 = 0.999$  best fit for Cr (VI) adsorption data. The separation parameter,  $R_L$  values were less than 1.0 i.e., 0.01219, 0.00613, 0.00308, and 0.00205 with corresponding initial concentrations of (50, 100, 200 and 300) mg/L respectively. This indicates that adsorption of Cr (VI) ion on unripe banana peel biomass was favourable to Langmuir isotherm, while Freundlich model with  $R^2 = 0.949$  best fit Cd (II) ion with (n) value of 1.1, which was favourable adsorption. Thus, the results of these findings showed that unripe banana peel biomass could be effectively and efficiently utilized for the removal of Cd (II) and Cr (VI) ions from aqueous solution.

## KEYWORDS

Banana, *Musa sapientum*, adsorption isotherm, green solution potentials, pseudo-second order

## 1. INTRODUCTION

A separation technique to remove dilute pollutants and recover valuable products from aqueous solution based on the ability of the adsorbate to adhere or attach to the adsorbent is called adsorption [1,2].

Rapid industrialization has its attendant challenges of increasing discharges of industrial waste-waters containing heavy metals. Indeed, high concentrations of these metals are toxic to aquatic eco-system causing harmful effects to living organisms, plants and humans. Therefore, requires serious caution [3].

Cadmium is also a major toxic metal with multiple effects. Cadmium 2+ sorbs weakly to organic matter, clays, and oxides at pH below 6 and may be released into the environment with a change in ionic composition of the pore waters. It is commonly used in batteries, paints and plastics, and most biological exposure comes from food. Cadmium is of particular importance because of its high toxicity in small quantities [4].

Chromium exists in four valency states, they include: Cr (II), Cr (III), Cr (IV) and Cr (VI). The metal reaches the ecosystem primarily from the discharges of industrial waste [5]. The Cr(VI) is known to be very toxic and carcinogenic and causes cancer of the lung, nasal cavity and paranasal sinus and suspected to cause cancer of the stomach and larynx [6].

There are very many well documented conventional techniques for the removal of metals from industrial wastewater, they include: precipitation,

ion exchange, electrolytic techniques etc. [7]. The use of non-living biomaterials as metal-binding compounds is gaining advantage recently. Because high levels of contamination do not affect them, require minimum care and maintenance, and can be obtained cheaply [8].

There are variety of products that has been examined as adsorbent and documented, they include: Borassus Aethiopicum and Cocos Nucifera; Fluted Pumpkin (Telfairia Occidentalis HOOK f; mango tree, Mangifera indica, saw dust; teff straw, eragrostis tef; maize tassel based activated carbon; Bamboo-Based Activated Charcoal and Bamboo Dust; Pyridine Modified Bean Husks and tea, Camellia sinensis L. seed shells and plantain (*Musa sp.*) peel biomass [9-17].

South-East Asia has been known to be the origin of the banana plant, which has been cultivated for nearly 10, 000 years. One hundred and thirty countries in tropical/ sub-tropical regions of the world, small and large scale farmers alike exceed 100 tons annually. The banana plant is the no.1 fruit traded in terms of quantities ahead of apple and citrus fruits/group. Consumption by local population ranks the highest, 85 percent of desert and cooking banana volumes in the world [18].

A researcher reported that the peel biomass of banana represent about 40 percent of the total weight of the fruit is generally considered to be waste material. From simple arithmetic of the production records mentioned above, it the means that more than 40 million tons of banana peel (waste) are generated annually. Thus, the need for exploring alternative uses of banana peel, under this background, banana peel is recognized to be an

economically viable and environmentally sound adsorbent for removal of heavy metals from contaminated waters [19].

The present study aims at assessing: (1) to evaluate the potential use of unripe banana (*Musa sapientum*) peel biomass as an adsorbent for the sorption of Cd (II) and Cr(VI) ions from aqueous solutions; (2) to evaluate the interactive effect of contact time, metal ion concentration, pH, adsorbent mass dose and also the efficiency of unripe banana (*Musa sapientum*) peel biomass in removing Cd(II) and Cr(VI) ions from aqueous solutions.

## 2. MATERIALS AND METHODS

### 2.1 Adsorbent: Preparation and Collection

Banana (*musa sapientum*) peel biomass (Fig. 1) was collected from local market in Elebele community, Ogbia Local Government Area, Bayelsa State, Nigeria. Then washed and dried for fifteen days and crushed using a blender. The powdered material was sieved using a 106µm mesh Tyler sieve, to obtain a fine biomass. 500 g, of the sieved adsorbent was soaked in 250 ml 0.3 M HNO<sub>3</sub> solution for 24 h, and later washed thoroughly with distilled water until a pH of 7.0 was attained. The rinsed adsorbent was then air dried for 12 h, ground and sieved for use [20].



Figure 1: Banana (*musa sapientum*) peel biomass

### 2.2 Reagents and Chemicals

All the reagents used were of analytical grade and distilled water was used in sample preparation. A 1.79 g of cadmium chloride CdCl<sub>2</sub> and 5.65 g of potassium dichromate, K<sub>2</sub>Cr<sub>2</sub>O<sub>7</sub> stock solution of 1000 mg/L concentration was prepared, and the working solution were made by diluting the stock solution using double distilled water. The range in concentration of cadmium (II) and chromium (vi) ions prepared from stock solution varied between 50 to 300 mg/L. The desired pH was adjusted to and maintained using concentrated 1M NaOH and 1M HCl.

### 2.3 Determination of Contact Time

1.5 g of the adsorbent was weighed and introduced into four 250mL conical flasks. 50mL of 100mg/L concentration of Cd<sup>2+</sup> and Cr<sup>6+</sup> solutions prepared in distilled water from the stock solution was added to the biomass. The pH of these suspensions was adjusted to 7.0. The flasks were labeled for time interval of 30, 60, 90 and 120 minutes. The flasks were tightly covered with cellophane and shaken for the appropriate time intervals on an electric shaker at 250 rpm. The suspension was filtered through Whatman No 1 filter paper and centrifuged for 5minutes. The supernatants obtained were analyzed for residual cadmium and chromium.

### 2.4 Effect of Adsorbent Dosage

100 mg/L of metal ion solutions of Cd<sup>2+</sup> and Cr<sup>6+</sup> was added to each of the conical flasks at pH of 7. A known amount the adsorbent 1.5 g, 2.0 g, 2.5 g, 3.0 g, and was added into each flask and agitated intermittently for the period of 80 minutes. The mixture was shaken thoroughly at 250 rpm with an electric shaker. The suspensions were filtered through Whatman No 1 filter paper, centrifuged for 5 minutes and analyzed for initial and final concentrations of cadmium and chromium ions. The procedures used are similar to those earlier reported [21].

### 2.5 Determination of Optimum pH For Adsorption

The effect of pH on the amount of Cd<sup>2+</sup> and Cr<sup>6+</sup> metal ions was analyzed over the pH range from 2, 4, 6 and 8. 100 mL metal ions concentration of 100 mg/L was measured into four 250 ml conical flasks and 1.5 g of the biomass was added and the pH of the solutions in the flask was adjusted with 1 M HCl and 1 M NaOH solutions. The mixture was shaken thoroughly at 250 rpm with an electric shaker for 80 minutes. The suspension was filtered using Whatman No. 1 filter paper to remove suspended adsorbent. Initial and final concentrations were analyzed for residual cadmium and chromium.

### 2.6 Effect of Initial Metal Ions Concentration

Batch adsorption experiments were performed by contacting 1.5g of the adsorbent with 100 mL of aqueous solutions of different initial concentrations (50 mg/L, 100 mg/L, 200 mg/L, and 300 mg/L) at pH 7 for cadmium and chromium followed agitation at 250 rpm with an electric shaker for 80 minutes. The suspension was filtered through Whatman No. 1 filter paper to remove any suspended adsorbent. Initial and final concentrations of cadmium and chromium ions were determined by AAS, while the amount adsorbed was calculated by difference. The percentage and capacity adsorption of adsorbent powder were estimated by the following equations:

$$\% R = \frac{C_0 - C_e}{C_0} \times 100 \dots \dots \dots (1)$$

$$Q_e = \frac{V(C_0 - C_e)}{m} \dots \dots \dots (2)$$

Where,

V = Volume of solution (L)

M = mass of adsorbent (mg)

C<sub>0</sub> = Initial Concentration

C<sub>e</sub> = Final Concentration at equilibrium (mg/L)

Q<sub>e</sub> = Adsorption capacity at equilibrium (mg/g)

## 3. RESULTS AND DISCUSSION

### 3.1 The Effect of pH

Table 1-2 summaries the results of pH study of the adsorption of Cd (II) and Cr (VI) on unripe banana (*musa sapientum*) peel biomass, while percentage removal of the metal ions are graphically represented in Fig. 2. The result of the pH study revealed that maximum adsorption occurred at pH 8 for Cd(II) and pH 2 for Cr(VI). For the different pH range 96.6% of Cd (II) and 43.1% of Cr (VI) was removed. The percentage of Cd (II) adsorbed was higher than the percentage for Cr (VI), this indicates that banana (*musa sapientum*) peel biomass is more favourable for the removal of Cd (II) than Cr (VI) in solution. The pH affects the surface charge of the adsorbent, degree of ionization and specification of adsorbate [22-24].

Table 1: Effect of pH on the removal of cadmium from aqueous solution

pH	C <sub>0</sub> (mg/L)	C <sub>e</sub> (x) (mg/L)	C <sub>0</sub> -C <sub>e</sub> (x) (mg/L)	Q <sub>e</sub> (Cd) (mg/g)	% Cd
2	50	3.923	46.077	1.5359	92.2
4	50	4.677	45.323	1.5107	90.7
6	50	3.143	46.857	1.5619	93.7
8	50	1.718	48.282	1.6094	96.6

Table 2: Effect of pH on the removal of chromium from aqueous solution

pH	C <sub>0</sub> (mg/L)	C <sub>e</sub> (x) (mg/L)	C <sub>0</sub> -C <sub>e</sub> (x)(mg/L)	Q <sub>e</sub> (Cr) (mg/g)	% Cr
2	50	28.722	21.278	0.7092	42.5
4	50	28.444	21.556	0.7185	43.1
6	50	34.306	15.694	0.5231	31.3
8	50	35.860	14.14	0.4713	28.2

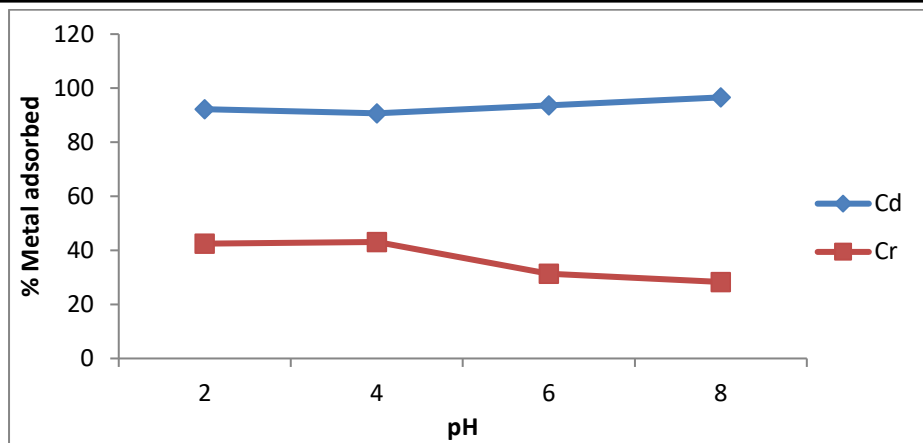


Figure 2: Effect of pH on the removal of metal ions from aqueous solution

### 3.2 Effect of Contact Time

The results of the effect of contact time on unripe banana (*Musa sapientum*) peel biomass are presented in Table 3-4. The percentages of removal of the Cd (II) and Cr(VI) are represented graphically in Figs. 3. The adsorptive capacity of Cd (II) and Cr (VI) metal ions was observed to

increase from 69.7%-70.5% and 4.7%-12.5%, when the contact time was increased from 30 to 120 minutes. Particle size and temperature affect sorption rate [25]. At a time interval of 30 minutes and an initial metal ion concentration of 50mg/L adsorption of the amount of Cd (II) and Cr(VI) ions removed by the biomass increased until a contact time of 60 minutes.

Table 3: Effect of contact time (minutes) on the removal cadmium

Time	Co (mg/L)	Ce (x) (mg/L)	Co-Ce (x) (mg/L)	Qe (Cd) (mg/g)	% Cd
30	50	14.884	35.116	1.1705	70.2
60	50	14.748	35.252	1.1750	70.5
90	50	15.123	34.877	1.1625	69.7
120	50	14.901	35.099	1.1699	70.2

Table 4: Effect of contact time (minutes) on the removal of chromium

Time	Co (mg/L)	Ce (x) (mg/L)	Co-Ce (x) (mg/L)	Qe (Cr) (mg/g)	% Cr
30	50	46.598	3.402	0.1134	6.8
60	50	45.733	4.267	0.1422	8.5
90	50	43.774	6.228	0.2076	12.5
120	50	47.653	2.347	0.0782	4.7

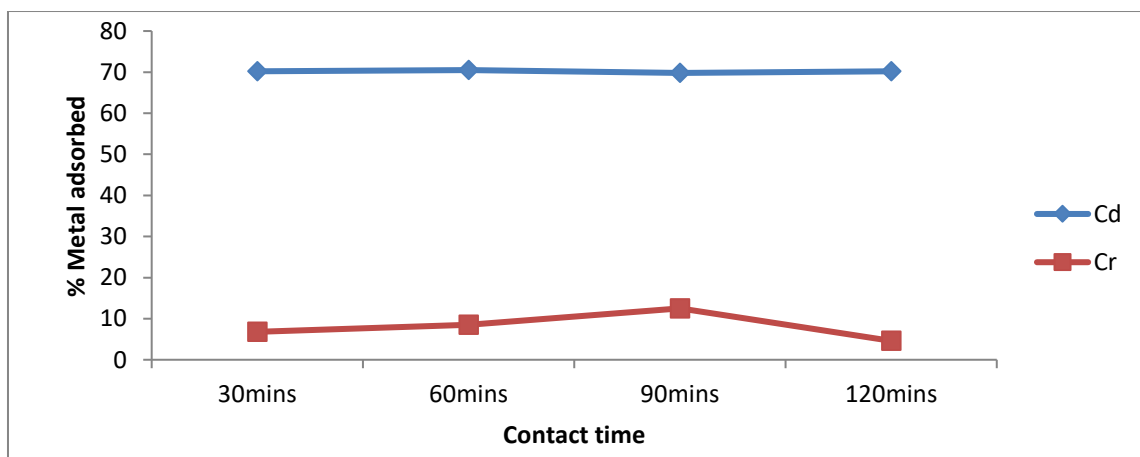


Figure 3: Effect of contact time on the removal of Cd(II) and Cr(VI) from aqueous solution

### 3.3 Effect on Adsorbent Dose

The results of the effect of adsorbent dosage, banana (*Musa sapientum*) peel biomass are presented in Table 5-6. The percentages of removal of Cd(II) and Cr(VI) ions are represented graphically in Figs. 4. In this study,

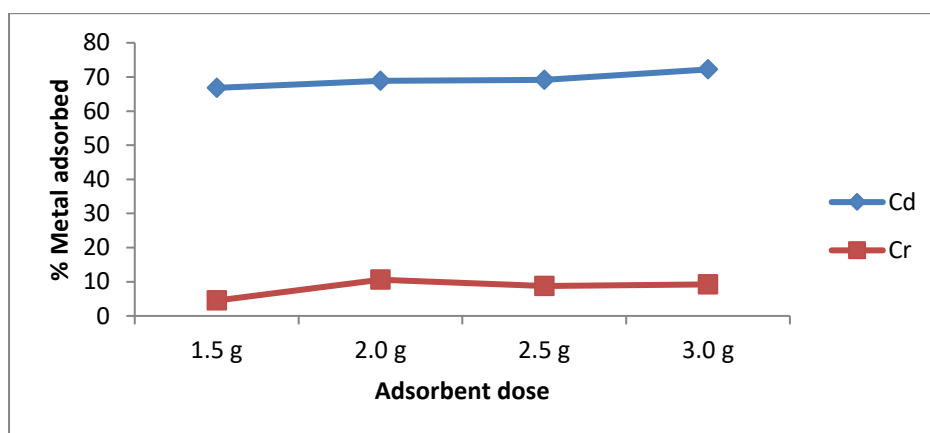
five different adsorbent dosages were studied by varying the amount of adsorbent 1.5 to 3.0g. The plot (Fig. 5) showed increase in the adsorption percentage as dosage of the adsorbent increases, for Cd (II), while Cr (VI) there was a certain decrease as adsorbent dose increases.

**Table 5:** Effect of adsorbent dose on the removal of Cd from aqueous solution

Adsorbent Dose (g)	Co (mg/L)	Ce(x) (mg/L)	Co-Ce(x) (mg/L)	Qe (Cd) (mg/g)	%Cd
1.5	50	16.573	33.427	1.1142	66.9
2.0	50	15.525	34.475	0.8618	68.9
2.5	50	15.456	34.544	0.6908	69.1
3.0	50	13.867	36.133	0.6022	72.3

**Table 6:** Effect of adsorbent dose on the removal of Cr from aqueous solution

Adsorbent Dose (g)	Co (mg/L)	Ce(x) (mg/L)	Co-Ce(x) (mg/L)	Qe (Cr) (mg/g)	%Cr
1.5	50	47.715	2.285	0.07616	4.5
2.0	50	45.652	4.348	0.10870	8.6
2.5	50	45.557	4.443	0.08886	8.8
3.0	50	45.405	4.595	0.07658	9.1

**Figure 4:** Effect of Adsorbent dose on the removal of Cd and Cr from aqueous solution

### 3.4 Effect of Concentration

The results of the effect of initial concentration on banana (*Musa sapientum*) peel biomass are presented in Table 7-8. The removal of Cd (II) and Cr(VI) ions are represented graphically in Figs. 5. The amount of Cd and Cr adsorbed increased at a steady rate with increasing initial metal ion concentrations from 50mg/L to 300 mg/L. The percentage removal is 97.6% for Cd (II) and 85.8% for Cr (VI) respectively. The equilibrium

adsorption capacity ( $Q_e$ ), increased with increasing initial adsorbate concentrations. As the initial concentration of adsorbate increases from 50 mg/L to 300 mg/L, the equilibrium adsorption capacity of the adsorbate onto *Musa sapientum* increased from 1.63 mg/g to 9.76 mg/g. This indicates that the initial concentration strongly affects adsorption capacity. This result is in agreement with those reported by a researcher [26].

**Table 7:** Effect of concentration on the removal of cadmium from aqueous solution

Co (mg/L)	Ce(x) (mg/L)	Co-Ce(x) (mg/L)	Qe (Cd) (mg/g)	% Cd
50	1.243	48.757	1.6252	97.5
100	1.668	98.332	3.2771	98.3
200	4.657	195.343	6.5114	97.6
300	7.139	292.861	9.7622	97.6

**Table 8:** Effect of concentration on the removal of chromium from aqueous solution

Co (mg/L)	Ce(x) (mg/L)	Co-Ce(x) (mg/L)	Qe (Cr) (mg/g)	% Cr
50	25.788	24.212	0.8071	48.4
100	35.161	64.839	2.1613	64.8
200	41.843	158.157	5.2719	79.0
300	42.360	257.64	8.5880	85.8

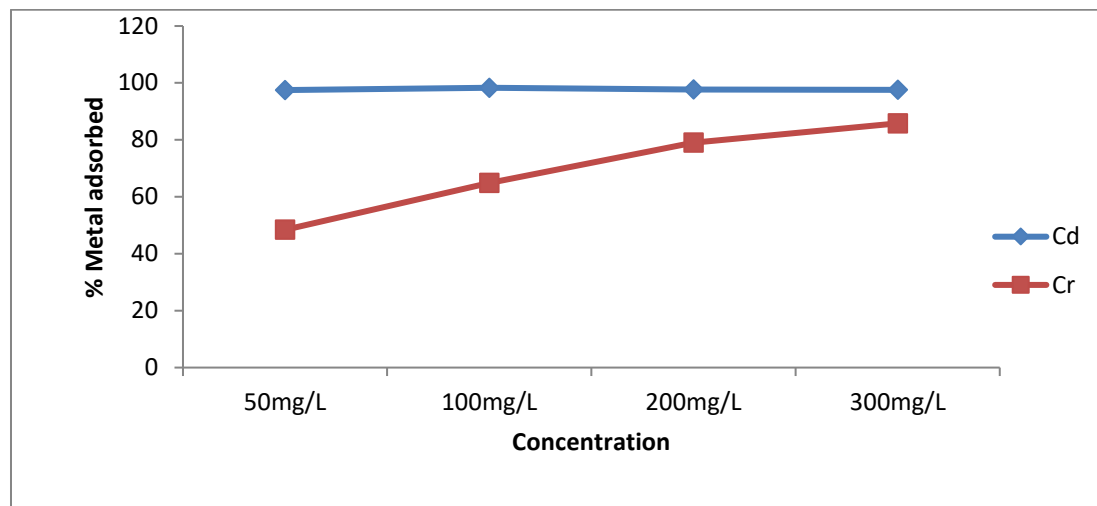


Figure 5: Effect of Concentration on the removal of Cd and Cr aqueous solution

### 3.5 Adsorption Isotherm

Some commonly used Isotherms are Langmuir, Freundlich, Temkin and Redlich-Peterson etc. However, for the purpose of the study, emphasis is restricted to the use of Langmuir and Freundlich models to describe the adsorption process of Cd (II) and Cr (VI) ions onto unripe banana (*musa sapientum*) peel biomass.

**Langmuir Isotherm:** The essential features of a Langmuir isotherm can be expressed in terms of a dimensionless constant, separation factor "RL" which is used to predict the adsorption system is favourable or unfavourable and is given as [27].

$$RL = \frac{1}{1 + K_L * C_0} \quad 1$$

Where,  $C_0$  is the initial metal ion concentration in (mg/L),  $K_L$  is the Langmuir equilibrium constant. The value of  $RL$  indicated the type of Langmuir isotherm to be irreversible

( $RL = 0$ ), favourable ( $0 < RL < 1$ ), linear ( $RL = 1$ ) or unfavourable ( $RL > 1$ ). The value of  $RL$  was found less than one in all the cases for Cr(VI) Table 5. This confirms that the Langmuir isotherm model is favourable for adsorption for Cr (VI) onto banana (*musa sapientum*) peel biomass.

**Freundlich Isotherm:** This model proposes heterogeneous distribution of active sites, accompanied by interaction between adsorbed molecules. The linear form of isotherm can be represented as [28].

$$\log Q_e = \log K_f + \frac{1}{n} \times \log C_e \quad 2$$

Where,  $K_f$  is a constant related to the adsorption capacity and  $n$  is related to the adsorption intensity of the adsorbent.

$K_f$  and  $\frac{1}{n}$  can be determined from the linear plot of  $\log Q_e$  versus  $\log C_e$ . The evaluated constants are given in Table 5.

The results of the study (chromium and cadmium), reveals that the removal of Cr (VI) best fits with the Langmuir model (Fig. 6-7) with a higher coefficient of determination, i.e.,  $R^2 = 0.999$ . All the four types of Langmuir were plotted but Langmuir type (2) which is a plot of  $1/q_e$  vs  $1/C_e$ , seems to have a better regression coefficient than the others. While for Cd (II), it was shown that the plot best fits with the Freundlich model, which is a plot of  $\log Q_e$  versus  $\log C_e$  (Fig.8-9), having a higher coefficient of determination, i.e.,  $R^2 = 0.949$  with an ( $n$ ) value which is the sorption affinity,  $n = 1.1$ , thus  $n > 1$  and this shows favorable physical process. This is attributed to the active sites present more in cadmium. The evaluated constants are given in Table 9.

Table 9: Adsorption isotherm constants for adsorption of Cd (II) and Cr (VI) on unripe banana (*musa sapientum*) peel biomass

Metal	Cd	Cr
<b>Langmuir parameters</b>		
Q <sub>max</sub> (mg/g)	1.44	47.67
K <sub>L</sub> (L/mg)	63.18	1.62
R <sup>2</sup>	0.905	0.999
<b>Freundlich parameters</b>		
K <sub>f</sub>	1.23	1.87
1/n	0.927	4.371
n	1.1	0.2
R <sup>2</sup>	0.949	0.941
<b>Pseud-second order parameters</b>		
K <sub>2</sub>	5.923	0.556
Q <sub>e</sub>	1.166	0.0785
H	8.064	0.00343
R <sup>2</sup>	0.999	0.709

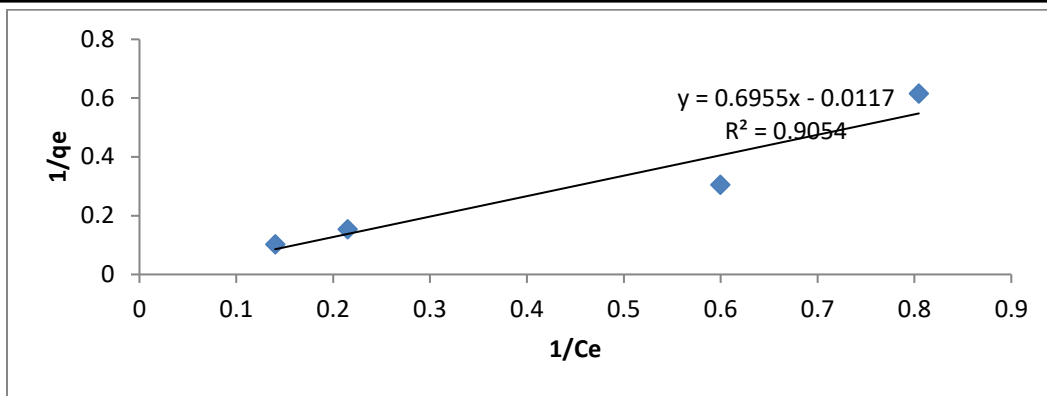


Figure 6: Langmuir isotherm for cadmium removal by unripe banana peel biomass

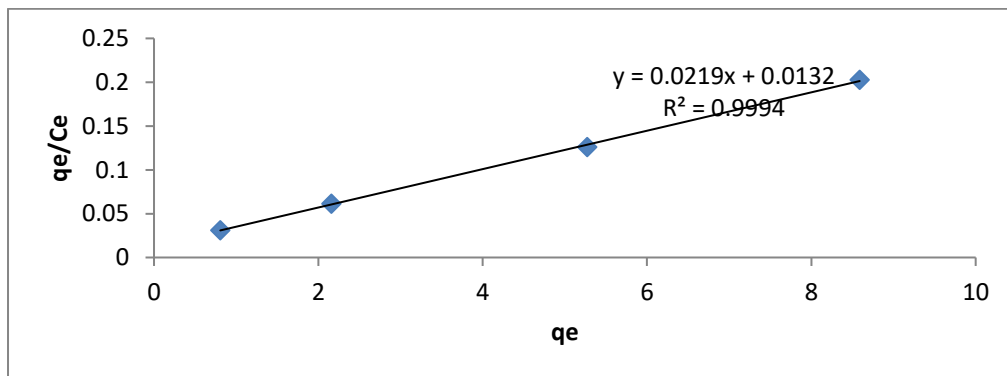


Figure 7: Langmuir isotherm for Chromium removal by unripe banana peel biomass

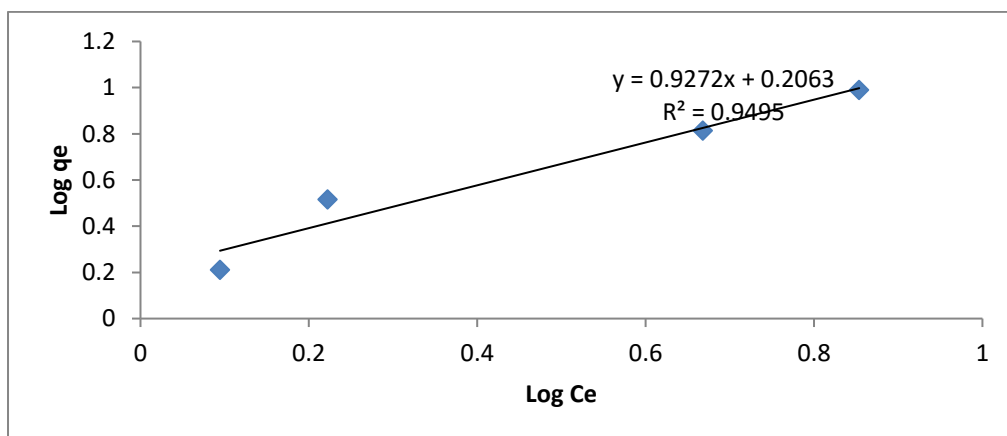


Figure 8: Freundlich isotherm for Cadmium removal by unripe banana peel biomass

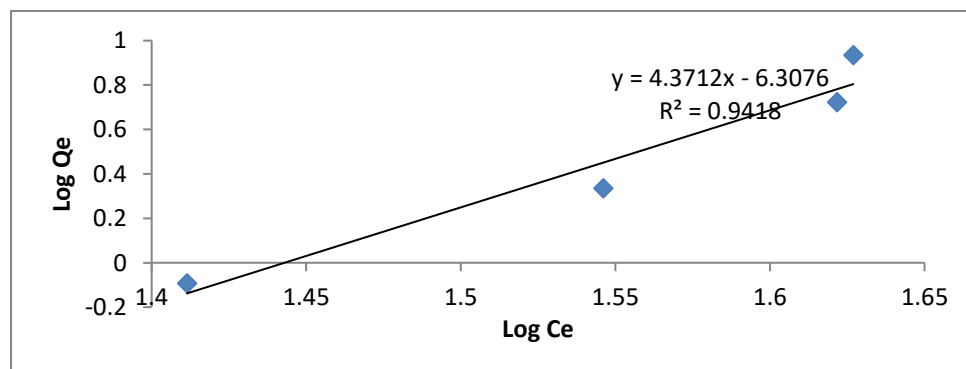


Figure 9: Freundlich isotherm for Chromium removal by banana peel biomass

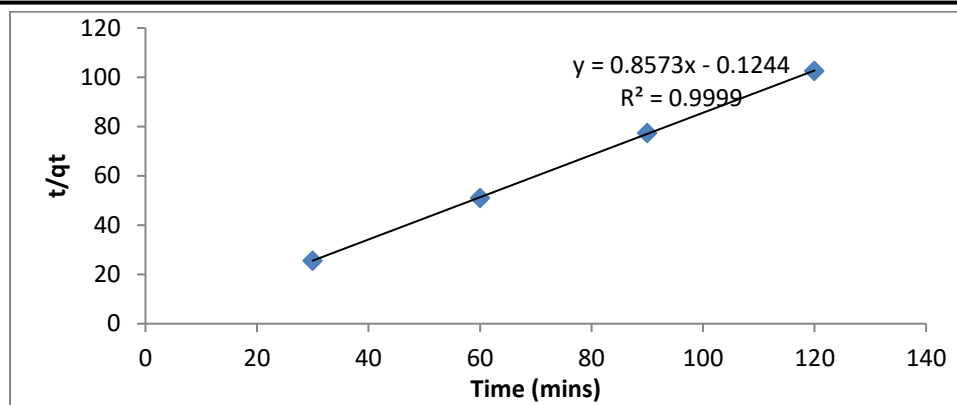


Figure 10: Pseudo second order for cadmium removal by banana peel biomass

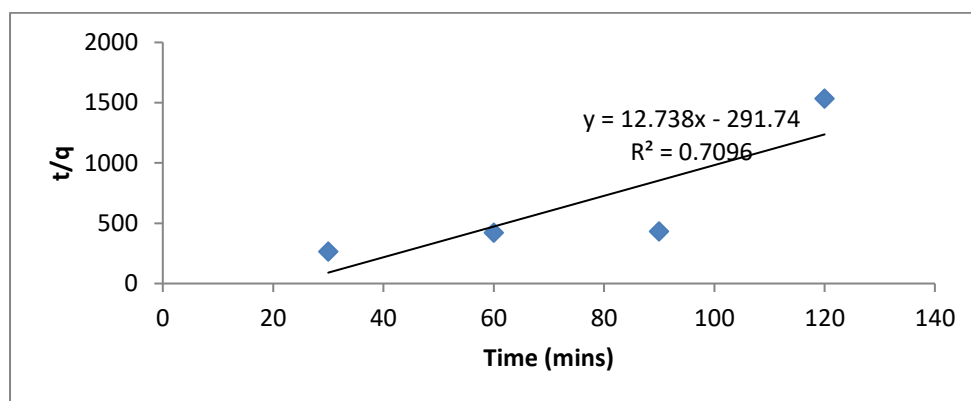


Figure 11: Pseudo second order for chromium removal by banana peel biomass

The kinetic study was performed based on pseudo-first order and pseudo-second order. The data indicated that the adsorption kinetics followed the pseudo-second order. The plots of the kinetics models applied to the data are represented in Fig. 10-11. Adsorption data fitted well to almost all models applied, as correlation coefficients were all greater than 0.70. For the kinetics plots, the pseudo-second order were the best correlated at 0.9999 for Cd (II) and 0.7096 for Cr(VI). This implies that the dominant rate limiting mechanism for sorption was the pseudo-second order.

#### 4. CONCLUSION

The results of this study showed that unripe banana peel powder can be used as an effective adsorbent for the removal of cadmium and chromium ions from aqueous solution. The experimental data were fitted to three different kinetic models, which were Langmuir, Freundlich and Pseudo Second order. Langmuir model fitted well for the Cr (VI) ion with an  $R^2 = 0.999$ , having all the  $R_L$  values were less than one, with an adsorption capacity of 47.61mg/g. While for Cd (II) ion, fitted well for Freundlich model with  $R^2 = 0.949$ , with an  $n$  value of 1.1, thus showed favorable adsorption. Pseudo Second order for Cd (II) and Cr (VI) ions were plotted,  $t/qt$  versus time (mins), had  $R^2 = 0.999$  for Cd (II) and  $R^2 = 0.705$  for Cr (VI). The parameter of  $q_e$  was determined, 1.166 (mg/g) for Cd (II) and 0.0785 (mg/g) for Cr (VI) respectively. This study has shown that instead of other expensive materials; unripe banana peel biomass can be used as an effective adsorbent for heavy metal removal from aqueous solution.

#### REFERENCES

- [1] Chia-Chang, L., Hwai-shen, L. 2000. Adsorption in a centrifugal field: Basic dye adsorption by activated carbon. *Industrial & Engineering Chemistry Research*, 39, 161-166.
- [2] Igwe, J.C., Abia, A.A. 2006. A bio-separation process for removing heavy metals from waste water using biosorbents. *African Journal of Biotechnology*, 5(12), 1167-1179.
- [3] Ahluwalia, S.S., Goyal, D. Microbial and plant derived biomass for removal of heavy metals from wastewater. *Bioresource Technology*, 98, 2243-57.

- [4] Zimmerman, A.J. 2010. Speciation of heavy metals in disturbed and undisturbed sediments from Atchafalaya Bay, Houma Navigation Canal, and Southwest Pass; Louisiana, M. Sc. Thesis, Department of Geology and Geophysics, B.S. University of Hawaii Hilo, 5.

- [5] Akan, J.C., Abdulrahman, F.I., Sodipo, O.A., Ochanya, A.E., Askira, Y.K. 2010. Heavy metals in sediments from River Ngada, Maiduguri Metropolis, Borno State, Nigeria. *Journal of Environmental Chemistry and Ecotoxicology*, 2(9), 131-140.

- [6] ATSDR, Agency for Toxic Substances and Disease Registry. 2000. *Toxicological Profile for Chromium*. Atlanta, GA: U.S. Department of Health and Human Service, Public Health Service. 1600 Clifton Road N.E, E-29 Atlanta, Georgia, 30333(6-9), 95-134.

- [7] Blanco, A.B., Sanz, B., Llama, M.J., Serra, J.L. 1999. Biosorption of heavy metals to immobilized *Phormidium laminosum* biomass. *Journal of Biotechnology*, 69, 227-240.

- [8] Horsfall Jnr, M., Spiff, A.I. 2005. Equilibrium Sorption Study of  $Al^{3+}$ ,  $Co^{2+}$  and  $Ag^{+}$  in Aqueous Solutions by Fluted Pumpkin (*Telfairia Occidentalis* HOOK f) Waste Biomass (Technical Paper). *Acta Chimica Slovenica*, 52, 174-181.

- [9] Adie, D.B., Okuofu, C.A., Osakwe, C. 2012. Isothermal and Batch Adsorption Studies of the Use of *Borassus Aethiopicum* and *Cocos Nucifera* for Wastewater Treatment. *American International Journal of Contemporary Research*, (2)7, 119-130.

- [10] Horsfall Jnr M., Spiff A.I. 2005. Studies on the Effect of pH on the sorption of  $Pb^{2+}$  and  $Cd^{2+}$  ions from aqueous solutions by *Caladium bicolor* (Wild Cocoyam) Biomass. *Electronic Journal of Biotechnology*, 7, 13-18.

- [11] Ekpete, O.A., Nugabisor, E., Ogiga E., Amadi, J.N. 2010. Adsorption of  $Pb^{2+}$  and  $Cu^{2+}$  ions from aqueous solutions by mango tree (*Mangifera indica*) saw dust. *International Journal of Biological and Chemical Sciences*, 4(5), 1410-1416.

- [12] Desta, M.B. 2013. Batch Sorption Experiments: Langmuir and Freundlich Isotherm Studies for the Adsorption of Textile Metal Ions onto

Teff Straw (*Eragrostis tef*) Agricultural Waste. Hindawi Publishing Corporation Journal of Thermodynamics, 1-6. DOI: <http://dx.doi.org/10.1155/2013/375830>.

[13] Mambo, M., Chikazaza, L., Nyamunda, B.C., Guyo, U. 2013. Adsorption Batch Studies on the Removal of Pb(II) Using Maize Tassel Based Activated Carbon. Hindawi Publishing Corporation Journal of Chemistry. 1-8. DOI: <http://dx.doi.org/10.1155/2013/508934>

[14] Odoemelam, S.A., Onwu, F.K., Uchechukwu, S.C., Chinedu, M.A. 2015. Adsorption Isotherm Studies of Cd(II) and Pb(II) Ions from Aqueous Solutions by Bamboo-Based Activated Charcoal and Bamboo Dust. American Chemical Science Journal, 5(3), 253-269.

[15] Adediran, G.O., Tella, A.C., Mohammed, H.A. 2007. Adsorption of Pb, Cd, Zn, Cu and Hg ions on Formaldehyde and Pyridine Modified Bean Husks. Journal of Applied Sciences and Environmental Management, 11(2), 153 - 158.

[16] Jun-jie, G., Ye-bo, Q., Tao, Z., Dong-dong, C., Ping, X., Danielle, H., Yue-fei, W. 2013. Adsorption of methylene blue onto activated carbon produced from tea (*Camellia sinensis* L.) seed shells: kinetics, equilibrium, and thermodynamics studies. Journal of Zhejiang University Science B: Biomedicine & Biotechnology, 14(7), 650-658.

[17] Opeolu, B.O., Fatoki, O.S. 2012. Dynamics of zinc sorption from aqueous matrices using plantain (*Musa* sp.) peel biomass. African Journal of Biotechnology, 11(68), 13194-13201.

[18] UNCTAD. 2012. Infocomm Commodity Profile Banana. <http://www.unctad.info/en/Infocomm/AACPPProducts/COMMODITY-PROFILE---Banana/>

[19] Kkiu, A., Walpola, B.C., Min-Ho, Y. 2013. Banana Peel: A Green Solution for Metal Removal from Contaminated Waters. Korean Journal of Environmental Agriculture, 32(2), 108-116.

[20] Horsfall Jnr, M., Abia, A.A., Spiff, I. 2003. A removal of Cu<sup>2+</sup> and Zn<sup>2+</sup> ions from wastewater by cassava *Manihot esculentus* cranz Waste Biomass. African Journal of Biotechnology, 2, 969-976.

[21] Orodu, V.E., Abasi, C.Y. 2014. Sorption Kinetics and Intraparticle Diffusivities of Cd (II) and Fe (III) Ions on Unmodified Snail Shell Powder. International Journal of Scientific and Engineering Research, 90-94.

[22] Rawajfih, Z., Nsour, N. 2008. Thermodynamic analysis of sorption isotherms of chromium (VI) anionic species on reedbiomass, The Journal of Chemical Thermodynamics, 40, 846-851.

[23] Imamoglu, M., Tekir, O. 2008. Removal of copper (II) and lead (II) ions from aqueous solutions by adsorption on activated carbon from a new precursor hazelnut husks, Desalination, 228, 108-113.

[24] Tiwari, P., Vishwakarma, M.C., Joshi, S.K., Sharma, H., Bhandari, N.S. 2017. Adsorption of Pb (II), Cu (II), and Zn (II) Ions onto *Urtica dioica* Leaves (UDL) as a Low Cost Adsorbent: Equilibrium and Thermodynamic Studies. Modern Chemistry, 5(1), 11-18.

[25] Abasi, C.Y., Abia, A.A. 2011. Adsorption of iron (III), lead (II) and cadmium (II) ions by unmodified Raphia palm. (*Raphia hookeri*) fruit endocarp. Environmental Research Journal, 5(3), 104-103.

[26] Vijayakumar, G., Tamilarasan, R., Dharmendirakumar, M. 2012. Adsorption, Kinetic, Equilibrium and Thermodynamic studies on the removal of basic dye Rhodamine-B from aqueous solution by the use of natural adsorbent perlite. Journal of Materials and Environmental Science, 3(1), 157-170.

[27] Ho, Y.S., Huang, C.T., Huang, H.W. 2002. Equilibrium sorption isotherm for metal ions on tree fern, Process Biochemistry, 37, 1421-1430.

[28] Freundlich, H.M.F. 1906. Over the adsorption in solution, Journal of Physical Chemistry A, 57, 385- 471.