

International Symposium on Environment Friendly Technology in Mineral Processing & Metal Extraction (AETMME-2006), Bhubaneswar, India, 1-3 November, 2006.

A MATHEMATICAL MODEL TO CHARACTERIZE VOLATILE MATTER EVOLUTION DURING CARBONISATION IN METALLURGICAL COKE OVENS

S.K.DAS K.M.GODIWALLA and S.P.MEHROTRA

Mathematical Modelling & Simulation Division

National Metallurgical laboratory (CSIR)

Jamshedpur 831007, India

Contact e-mail: skd@nmlindia.org

Abstract

The carbonisation mechanism in the coke oven chamber is quite complex and, although much useful information has been generated by empirical studies on both industrial batteries and pilot ovens, attempts to mathematically model the coke oven phenomena met with only limited success. In this study, a mathematical model to simulate volatile matter evolution during carbonisation process for Indian coals has been developed. This model is a part of the endeavour to develop a rigorous mathematical model to simulate the main physical, chemical changes and transient heat transfer phenomena occurring during thermal decomposition of coals in coke oven carbonisation. To have sufficient generality for the applications to coke oven practices, the mathematical model describes the kinetics of release of main volatile matter constituents, thereby, permitting the changes in the mass and composition of solid residue to be estimated by element balances. The prediction of volatile matter evolution has been made from coal ultimate analysis and heating profile based on the principles of kinetics and rate phenomena. The aim of this mathematical model is to predict the yield and composition of volatile matter as a function of charge temperature and to relate these to the changes in the semi-coke composition for some typical Indian coals used for coke making in the metallurgical coke ovens. The quantity of volatile matter loss from coal during carbonisation was also determined experimentally using a standard thermogravimetric analyser (TGA), in which the weight of the sample undergoing test is monitored continuously while the sample is heated at a constant rate. The computer based mathematical model predictions for volatile matter yield are verified with the experimental results and found to be in good agreement.

Key words: thermal processing, metallurgical coke making, process modelling, rate phenomena, volatile evolution

1.Introduction

The nature and sources of emissions from coke ovens are now well-documented and their effects on health understood. Environmental legislation takes different forms in different countries. However, there is a feeling of optimism that coke can still be manufactured in a manner that satisfies environmental requirements and provides an economic advantage. Compliance with environmental rules can be achieved with by-product ovens and alternative less-polluting cokemaking processes are being developed. The lifetime of old batteries is being extended and some new ones planned.

Commercial production of coke is a part of virtually every integrated steel making operation. Stabilisation in metallurgical coke quality and reduction in carbonisation heat consumption are prime importance to coke production technology. The production of pig iron in the blast furnace utilises coke as both the fuel to generate the high temperatures required to produce separate liquid pig iron and slag phases and the carbon source for reducing the solid oxides. In view of the techno-economics of pig iron production, steel plants throughout the world have installed blast furnaces of large capacities. These furnaces have placed heavy demands on the quality of coke and in particular the Coke Strength after Reaction (CSR), Coke Reactivity Index (CRI) and Micum Indices in order to ensure low reactivity and high strength at elevated temperatures. Although, most of the coke ovens in the world follow the top charging route, some plants in India have adopted the stamp charging technology for production of coke for blast furnace operation. The compulsions of adopting the latter route arose from the lack of reserves of good quality coking coal in India, the coke produced by top-charging route, thus may be detrimental to blast furnace operation and stability in view of its poor CSR and Micum indices. The stamp charging method results in gainful utilisation of poor coking coals suitably blended with imported coals with better coking characteristics.

The basic philosophy of coke making is to produce high quality coke, controlling emissions and provide safety to the ovens. The need for changes in coking practice in the coke oven of integrated steel plants involve new blend formulations, different carbonising conditions, control of emissions or even

departures from conventional oven design. Although the effects of such changes can be assessed using experimental coke ovens, such tests are expensive and time consuming. An alternative, is to describe the changes in a coke oven by means of mathematical models^{1,2,3,4} and supplemented with the experimental results of the pilot oven as and when required.

Coke oven emissions are complex mixtures of coal and coke particles, various vapors, gases, and tars that include various substances including, benzene, naphthylamine, cadmium, arsenic, beryllium, and chromium. The Occupational Safety and Health Administration (OSHA) defines coke oven emissions as the benzene-soluble fraction of total particulate matter present during destructive distillation or carbonization of coal to produce coke. The primary objective of this study, is the development of a computational procedure to predict the phenomena of volatile release and composition of the volatile matter and to relate these to the changes in the semi-coke composition from first the principle with ultimate analysis of coal and heating profile as inputs.

1.1 The Carbonisation Process

The carbonisation process during coke-making has remained basically invariant for a long time. Coal, crushed so that about 80% of the particles are less than 3 mm in diameter, is either charged from the top or stamp charged using stamp-charging and pushing (SCP) machine into slot-type ovens. A battery can contain several ovens. The ovens are heated indirectly through the side walls which are usually made of silica refractory brick. Between the walls of adjacent ovens are flues through which the combustion products of the fuel gas pass, maintaining the oven wall at a temperature in the range 1100°C to 1300°C. Fig.1 and Fig.2 show the stamp-charged coke oven with SCP machine and top charged coke oven batteries respectively.

The coal near the oven walls is heated rapidly and heat is then gradually transmitted through the charge. When the charge attains 100°C, the moisture is considered to be converted to steam. As the temperature increases rapidly and the charge attains temperature between 350°C and 400°C, a good coking coal will soften and then begin to decompose. As heating continues, the particles coalesce to form a coherent porous structure. The duration of this plastic stage is comparatively short, generally lasting little more than 100°C, after which re-solidification takes place. The resulting semi-coke contracts, setting up differential strains and causing fissures to form perpendicular to the side walls. As these contraction occur, volatile matter continues to be evolved and the semi-coke is gradually transferred into a brittle coke.

When the charge centre temperature has reached 900°C, a further period of up to three hours is allowed as a heat soak, the total carbonising time can vary between 18h to 24 hours. The release of volatile matter has a substantial effect on the environmental control of emissions heat transfer and thermo-physical properties of the charge during carbonisation^{16,17}.



Fig 1. Stamp-charged coke ovens




Fig.2 Top-charged coke ovens

2. Mathematical model for volatile matter evolution

Pure coal (i.e excluding moisture and mineral matter) is an organic substance mainly consisting of carbon, hydrogen and oxygen, with smaller amounts of nitrogen and sulphur also present. The molecular structure of coal has been the subject of intensive study by a variety of techniques. The evidence indicates that coal is basically aromatic in structure. Cluster units containing typically three to five condensed rings are linked to each other in groups of up to ten, and stacked parallel to each other to form crystallites. Short aliphatic side chains and bridges are attached to the aromatic cluster units, and alicyclic structures are also present.

The release of volatile matter is an important stage in many coal conversion processes^{1,2}. In some cases, the evolution rate and composition of volatile matter are themselves of direct interest, but of more general significance is the impact on the physical properties of the coke or char residue. During thermal decomposition of coal, temperature is increased 1,000 C. The coal mass decomposes physically and chemically. Liquid as well as gaseous products volatilize. In order to understand this process, the reaction kinetics of coal particles have to be investigated properly. If the coal particles are larger, heat and mass transfer as well as secondary reactions have additionally to be taken into account.

Probably the most fundamental mathematical description of the kinetics of volatile matter evolution is that of Chermin and Van Krevelen⁵. The following scheme of reactions, assumed to be first order, to describe the thermal decomposition of a coking coal was proposed :

Coal τ *Metaplast*

Metaplast τ *Semi-coke + Primary volatiles*

Semi-coke τ *Coke + Secondary volatiles*

Where, the term ‘metaplast’ refers to an unstable fluid form of coal. It was also found that temperature dependence of rate constants could be correlated by the Arrhenius equation. It was reported that activation energies of about 200MJ/Kmol were used for the first two equations but, for secondary volatile matter evolution stage, the activation energies increased from 200 MJ/Kmol to 450 MJ/Kmol . One of the disadvantage of this approach is that the unstable intermediate residue species necessary for the reaction scheme, i.e the ‘metaplast’ and ‘semi-coke’ , do not have readily identifiable physical properties or chemical composition. This approach has the disadvantage that the unstable intermediate ‘metaplast’ and ‘semi-coke’ may not have readily identifiable chemical composition and physical properties.

The chemical decomposition process of a coal during thermal processing is commonly modelled by multiple reactions^{14,18,19,20}, which act independently of each other. Campbell and Van Heek^{8,9} developed a model to simulate the rate of formation of a single gaseous product on the basis of independent reactions. The mathematical formulation was based on a generalised differential equation of the following form:

$$y_{ij}(t) = \frac{dy_{ij}(t)}{dt} = k_{ij}(t)[y_{ij\infty} - y_{ij}(t)]^n \quad (1)$$

Here $y_{ij}(t)$ denotes the yield of gas i in reaction j per gram coal at time t with total yield y_{j1} at the end of the reaction. The exponent n indicates the order of the reaction which is usually equal to one. The number j of ordinary differential equations depends on the number of maxima of the reaction rates which are observed, usually one to three. At the beginning of the reaction, there is no gas: $y(t_a) = 0$. The kinetic parameter $k_{ij}(t)$ of reaction j of gas i is of Arrhenius form

$$k_{ij}(t) = k_{oij} \exp\left[\frac{-E_{ij}}{RT(t)} \right] \quad (2)$$

with frequency factor k_{oij} and activation energy E_{ij} . R denotes the gas constant and $T(t)$ the temperature. The unknown frequency factors k_{oij} , the activation energies E_{ij}

as well as the total yields $y_{ij\infty}$ were estimated using observations taken during the pyrolysis process and literature information. This approach was extended by Pitt¹² where he considered coal as a mixture of many components which decompose independently and it was assumed that the decomposition reactions are again of first order. But instead of increasing the number j of parallel reactions, a wide range of activation energies was supposed. The number of molecules with activation energies between E and $E+dE$ is proposed to be proportional to $f(E)dE$ where $f(E)$ denotes the well known Gaussian distribution. Integration of equation (1) yields,

$$y_{ij\infty} - y_{ij}(t) = y_{ij\infty} \exp\left[-k_{oij} \int_{t_0}^t \exp\left(-\frac{E_{ij}}{RT(\tau)}\right) d\tau\right] \dots\dots\dots (3)$$

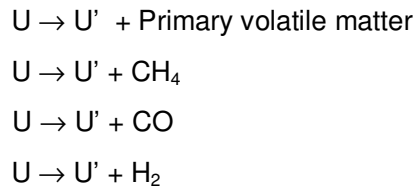
for one particular reaction and ,

$$y_{i\infty} - y_i(t) = y_{i\infty} \int_{t_0}^{\infty} \exp\left[-k_{oi} \int_{t_0}^t \exp\left(-\frac{E}{RT(\tau)}\right) d\tau\right] f_e(E) dE \dots (4)$$

for the total amount. In addition to the effective volatile content y_{i1} of gas i , the mean activation energy E_0 , the standard deviation σ_E and, as in some cases, the mean frequency factor k_{00} and the standard deviation $\sigma_{\log k_0}$ of the Gaussian distribution functions are constants of this model.

2.1 Mathematical Model Formulation

The present formulation is based on certain assumption with a generalised formulation as described earlier^{8,10}. It is assumed that the evolution of volatile matter can be described by four parallel reactions defining the release of the primary volatile matter, methane, carbon mono-oxide and hydrogen



Where, U and U' denote the solid phase (coal, semi-coke or coke) before and after the reaction, respectively. The primary volatile matter is defined as Tar, H₂O, C_nH_m, CO₂, N_{vol} and S_{vol} species.

Provided that the composition and rate of evolution of each of the volatile matter species can be predicted, the mass and composition of the charge can be calculated from that of the coal by mass balance. This methodology forms the basis of the present model. For keeping the analysis mathematically tractable. it may be desirable that only the compositions of the coal/ blend in terms of carbon, hydrogen,

oxygen, nitrogen and sulphur would be considered. Other elements are known to occur in coal, but amount to be less than 0.3% and are therefore, ignored. The composition on the basis of ultimate analysis for typical coals used in Indian steel works has been used in this study. A generic formulation has been attempted.

The kinetics of volatile matter release can be described by a system of parallel first-order reactions^{1,13,14}, for which the rate constant varies with the temperature according to Arrhenius relationship in a generalised framework.

$$\frac{d\delta}{dt} = [\kappa \exp(-E/RT)] (1 - \delta) \quad \dots\dots\dots (5)$$

Where, δ is the fraction of the component of volatile matter released by time t, κ is the frequency factor, E is the activation energy, R is the gas constant and T, is the temperature in Kelvin (K). Each of the volatile matter species can be subdivided into components corresponding to different activation energies and the release of each of these components is assumed to be described by equation (1). The activation energies for the volatile matter species, although correspond approximately to Gaussian distribution, however, a transformed Rossin-Rammler function has been used instead, to describe the distribution more accurately.^{1,6,7}

$$F_j(E) = \text{Exp} \left\{ - \left(\frac{E - E_0}{\alpha} \right)^\beta \right\}; \quad (j = 1, N) \quad \dots\dots\dots(6)$$

E_0 the 'starting activation energy', α and β vary both with species and coal rank which is available in literature^{1,16,17}. N is the number of species to be considered in the volatile matter. For the j^{th} volatile matter species, the cumulative amount m_j expressed as a fraction of dry ash free (daf) coal released at a time t is given by

$$m_j(t) = \overline{m}_j \int_0^1 \delta(t, E) dF_j(E) dE = \overline{m}_j \delta_j; \quad (j=1,2 \dots N) \quad \dots\dots(7)$$

where, \overline{m}_j are the final yields (as mass fraction of daf coal) of coke for the j number of species. Therefore, the rate of release of species is given by the differential equations,

$$\frac{dm_j}{dt} = \overline{m}_j \int_0^1 \frac{\partial \delta}{\partial t} \frac{dF_j(E)}{dE} dE; \quad (j = 1,2 \dots N) \quad \dots\dots\dots (8)$$

Using eqn (5), the rate of release of species can be described as:

$$\frac{dm_j}{dt} = \frac{m_j}{m_j} \int_0^{\infty} \kappa \text{Exp}(-E/RT) (1-\delta) \frac{dF_j(E)}{dE} dE ; \quad (j = 1, 2, \dots, N)$$

$$\frac{dm_j}{dt} = \frac{m_j}{m_j} \int_0^{\infty} \kappa \text{Exp}(-E/RT) (1-\delta) \frac{dF_j(E)}{dE} dE ; \quad (j = 1, 2, \dots, N) \quad \dots\dots\dots(9)$$

Equations (7) , (8) and (9) can be solved with a given heating profile (heating rate) by numerical method to predict the kinetics of release of the number of volatile matter species considered in the model as a function of charge temperature.

The cumulative masses of the volatile matter species, $m_j(t)$, $j=1, \dots, N$, at time t calculated from equation (7) can be used to determine the mass of char remaining at time t , $m_o(t)$ by an overall mass balance

$$m_o(t) = 1 - \sum_{j=1}^N m_j(t) \quad \dots\dots\dots (10)$$

The composition of the char residues at time t can be calculated by element balances. Denoting the mass fractions of carbon, hydrogen, oxygen, nitrogen and sulphur in the char at any time t by $y_i(t)$, $i = 1, \dots, 5$, which can be presented as^{1,17,20} systems of simultaneous algebraic equations;

$$y_i m_o + \sum_{j=1}^N A_{i,j} m_j = b_i \quad i=1, \dots, 5 \quad \dots\dots\dots(11)$$

which can be written as,

$$y_i = (b_i - \sum_{j=1}^N A_{i,j} m_j) / m_o \quad i=1, \dots, 5 \quad \dots\dots\dots(12)$$

The values of $A_{i,j}$, $i=1, \dots, 5$ and $j= 1, \dots, N$ represent the analysis of coke and volatile matter species, expressed as mass fraction of carbon, hydrogen, oxygen, nitrogen and sulphur . The values of b_i , $i=1, \dots, 5$ represent the ultimate analysis of daf coal.

As stated earlier, the present analysis assumes primary volatile matter to be constituted of (Tar, CH₄, C₂H₆, H₂O, CO₂, NH₃ and H₂S), and CH₄, C₂H₆ can be represented in the generic form as C_mH_n. Therefore, N has been taken as 6($N=6$) as the number of species considered in all pertinent equations having the species index N . Previous experimental studies have^{6,7} established that the evolution of the first five of these species occur below 550 C. Although investigations have shown that some hydrocarbons and CO₂ are still present above 600 ° C, the quantities are small and these species are not included as primary volatile matter. Because, the release of volatile matter occurs rapidly, changes in composition only have a

transient effect on the prediction of semi-coke composition. It is, therefore, assumed in the model that the primary volatile matter can be treated as a mixture of constant composition, the release of which can be described by single reaction given above. As noted in previous studies^{21,22} that, proportions of secondary volatile matter species produced above 600 C cannot be assumed constant. Methane predominates at the lower temperature, where as hydrogen becomes important in the final stages of carbonisation. The evolution of these species is therefore described by separate reactions for CH₄ , CO and H₂ .

2.2 Volatile matter evolution measurements:

The rate of volatile matter loss from coal during carbonisation was determined experimentally using both pot and tubular furnace and standard Thermo Gravimetric Analyser (TGA), in which the weight of the sample undergoing test is monitored continuously while the sample is heated at a constant rate. Experiments were carried out on a 75mm steel pot up to 950 C for Coal A and coal B with particle sizes as used in typical metallurgical coke ovens. Soaking time for all the experiments were kept at 1 hour. Weights of the samples prior and after the experiments were measured to determine the yields. The experimental set-up is shown in the photographs (Fig.3 & 4). Final weight loss were measured to estimate the cumulative yield of volatiles with necessary correction for ash in the coal. The application of these techniques to coal research is well established^{6,11,15,16} and need not be elaborated here. The TGA tests were carried out on Indian coals A and B. The characteristics of two type of Indian coals used in the Indian steel industry has been considered for both simulation and experiments. The details of analysis for these coals are given in Table I. The heating rate of charge for both simulation and experimental tests is taken as 3 C/min. The model predictions and experimental results are presented in Table –II & III

Table-I

<u>Proximate Analysis %</u>					
	Ash	VM	FC		
Indian coal – A	16.95	25.80	57.25		
Indian coal- B	17.09	21.81	61.10		
<u>Ultimate Analysis (dry ash free basis) %</u>					
	C	H	N	S	O
Indian coal – A	84.63	5.31	1.87	0.74	7.45
Indian coal- B	85.20	5.13	2.32	0.81	6.74

3. Numerical implementation

For the implementation of the mathematical models, an interactive FORTRAN code, named as Coke Oven Simulation-1 (***COKESIM –1***) has been developed to solve the governing equations (7-12) of the model, by using standard numerical techniques for differential equations and matrix solvers for a system of simultaneous equations with constant heating rate conditions during carbonisation. The details of the numerical scheme is described in the literature^{23,24}. After acquisition and preliminary processing of the input data for the given Indian coals used in coke ovens, the code calculates the yields of primary, secondary volatile matter and cumulative yield and composition of volatile matter and ultimate analysis of semi-coke at specified temperature during carbonisation. The code then enters an iterative loop in which the temperature is increased from 350 ° C in the steps as specified by the user. At each stage of the iteration, the masses in primary volatile matter and the cumulative yields of the three secondary volatile matter species are revised. The semi-coke yield and composition are calculated by mass balance on the five elements present and used to predict the mean relative atomic mass of semi-coke.

Tab II Experimental validation of computer predictions for coal A

Charge Temperature (C)	Mathematical model	TGA experiment corrected for DAFB	Pot furnace Experiment Corrected for DAFB (Fig.3-4)
500	0.165	0.183	0.170
700	0.232	0.261	0.213
900	0.278	0.290	0.274

Tab III Experimental validation of computer predictions for coal B

Charge Temperature (C)	Mathematical model	TGA experiment corrected for DAFB	Pot furnace Experiment Corrected for DAFB (Fig.3-4)
500	0.190	0.205	0.20
700	0.270	0.291	0.242
900	0.304	0.329	0.320

4.Results and discussion

The predicted primary and secondary volatile matter yield (daf initial coal basis) are shown in Fig.5 and 6 respectively for coal A. The predicted total yield of volatile matter (at 3 °C / min) and experimental data generated by Thermo-Gravimetric Analysis (TGA) is shown in Fig. 7. The evolution of primary volatile matter appears to be complete by 600 ° C, although the secondary volatile matter species continue to be released at 1000 ° C . The total volatile matter yield as a function of charge temperature has been validated with the Thermo-Gravimetric Analysis (TGA) experiment. Fig.8 shows the variation of carbon and hydrogen and fig.7 shows variation of oxygen, nitrogen and sulphur content of the charge as a function of charge temperature during the carbonising cycle. The predicted pattern of the total volatile matter release is in good general agreement with that observed experimentally by TGA. In particular, the model reproduces the rapid evolution of primary volatile matter between 400 ° C and 500 ° C. Fig.10 shows the variation of relative atomic mass for semi-coke composition during carbonisation. For Indian coal B, the predicted total yield of volatile matter (at 3 °C / min) is shown in Fig. 11. The variation of composition of the charge in terms of carbon ,hydrogen, oxygen, nitrogen and sulphur as a function of temperature is shown in fig.12 and fig.13. In all cases the evolution of primary volatile matter appears to be complete by 600 ° C, although the secondary volatile. Fig.14shows the variation of relative atomic mass for semi-coke composition during carbonisation for coal B. In the predictions, it appeared of the semi-coke composition at intermediate temperatures, the model consistently underestimates the oxygen content and overestimates the carbon content in comparison to other studies.^{1,10,11}

The predicted variation of the final yields of the main hydrogen containing species with coal type is consistent with the preferential loss during coalification of those species having the lowest activation energy. As the hydrogen content of the coal is reduced during coalification, it is the yield of the tar which falls, rather than the yields of CH₄ or H₂. The model takes into account the kinetics of primary volatile matter release. Because of the wide range of temperatures over which secondary volatile matter release occurs, the evolution of these species is not described kinetically in the present model. The evolution of three secondary volatile matter species (CH₄, H₂, CO) occurs simultaneously. Although each may be the final product of a complex sequence of reactions, it is assumed in the model that their evolution can be considered independently.

5. Conclusion

A mathematical model of volatile matter release is proposed and parameters of the model have been generated from the literature information. The yield and composition of the volatile matter was predicted as a function of temperature from the ultimate analysis of the Indian coals and the heating profile. The model considers the evolution of the species namely, primary volatile matter, methane, carbon monoxide and hydrogen. The evolution of these species is governed by parallel first order decomposition reaction, the rate constant for which depend on a distribution of activation energies. The final yields of the species and composition of the charge are estimated from the ultimate analysis of the coal and heating profile using the concepts of rate phenomena. The predictions of the model and their broad trends are in good agreement with the TGA experimental data. The predictions of the model reproduce the main trends of volatile matter evolution with the given rate of heating and coal types in the previous studies. However, the main source of uncertainty in some of the predictions are attributed to lack of availability of extensive data base for Indian coals.

6. References

1. Merrick D, Fuel 1983, **62**, 534
2. Osinski E. J., Barr P.V. and Brimacombe J.K., Ironmaking and Steelmaking 1993, **20(5)**, 350
3. Osinski E. J., Barr P.V. and Brimacombe J.K., Ironmaking and Steelmaking 1993, **20(6)**, 453
4. Barr P.V., Osinski E. J., Brimacombe J.K., Khan M.A. and Readthough P.J., Ironmaking and Steelmaking 1993, **21(1)**, 44
5. Chermin, H.A.G and Van Krevelan, D.W., Fuel, 1957, **36**, 85
6. Millard D.J., J. Inst. Fuel, 1955, **28**, 345
7. Merrick D, ISS Ironmaking Proc., 1982, **41**, 289

International Symposium on Environment Friendly Technology in Mineral Processing & Metal Extraction (AETMME-2006), Bhubaneswar, India, 1-3 November, 2006.

8. Campbell, J. H.: *Pyrolysis of Subbituminous Coal As It Relates to In Situ Gasification, Part 1 and Part 2*, Report UCRL-52035, Lawrence Liv. Lab., Livermore 1976.
9. Van Heek, K.-H.: *Druckpyrolyse von Steinkohlen*, VDI-Forschungsheft **612**, 1982.
10. Lohmann, T. W., Bock H. G., Schlfoder, J. P.: *Numerical Methods for Parameter Estimation and Optimal Experimental Design in Chemical Reaction Systems*, Ind. Eng. Chem. Res. **31**, 1992, 54-57.
11. Lohmann, T. W.: *Modelling and Parameter Estimation of Reaction Kinetics in Coal Pyrolysis*. Techn. Report TUM-M9606, Technische Universitfat Mfunchen, Mfunchen 1996.
12. Pitt, G.J.: *The Kinetics of the Evolution of Volatile Products from Coal*, Fuel **41**, 1962, 267-274.
13. Anthony, D.B., Howard, J.B.: *Coal Devolatilization and Hydrogasification*, AIChE Journal **22**, No. 4, 1976, 625-656.
14. Merrick D, Fuel, 1983, **62**, 540
15. Merrick D, Fuel, 1983, **62**, 547
16. Merrick D, Fuel, 1983, **62**, 553
17. Voller V.R., Cross M., and Merrick D., Fuel, 1983, **62**, 562
18. Osinski E. J., Brimacombe J.K., Barr P.V. and Khan M.A., Proc.2nd Int. "Cokemaking" Cong. , 1992, **2**, 374
19. Osinski E. J., Brimacombe J.K., Barr P.V., Grandsen J.E. and Khan M.A., ISS Ironmaking Proc., 1992, **51**, 421
20. Chen K.L. and Chin M.Q., ISS Ironmaking Proc., 1986, **45**, 279
21. Laurier G.C., Readyhough P.J. and Sullivan G.R., Fuel, 1986, **65**, 1190
22. Reilly A.M., Readyhough P.J. and Sullivan G.R., Fuel, 1988, **67**, 997
23. Patankar S.V., *Numerical Heat Transfer and Fluid Flow*. McGraw-Hill, New York (1980)
24. Adams J.A., and Rogers D.F., *Computer-Aided Heat Transfer Analysis*, McGraw – Hill, New York (1973)

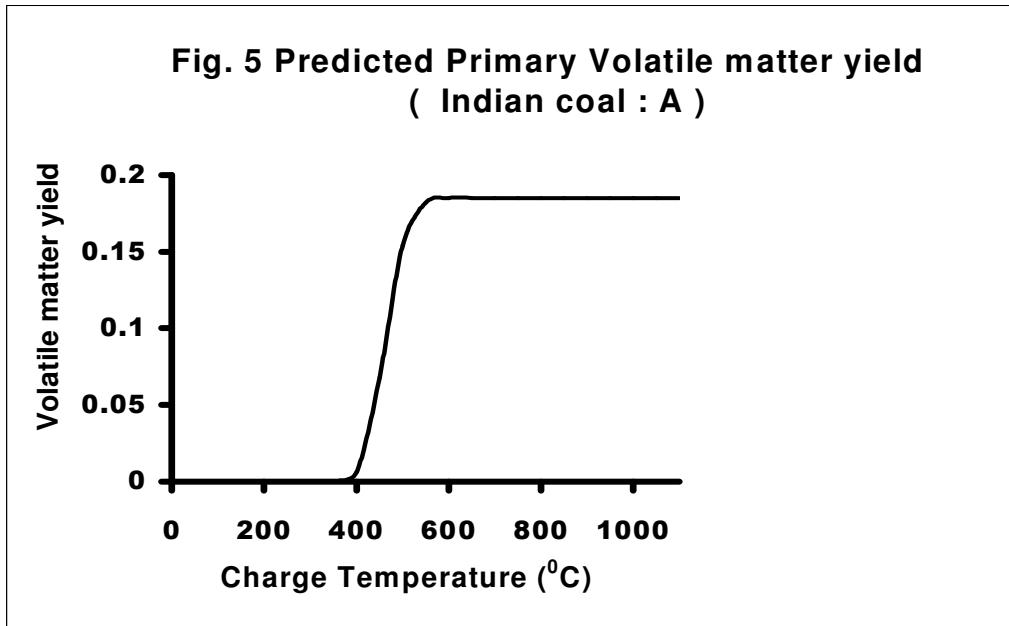


Fig.3 A view of the pot and tubular furnace

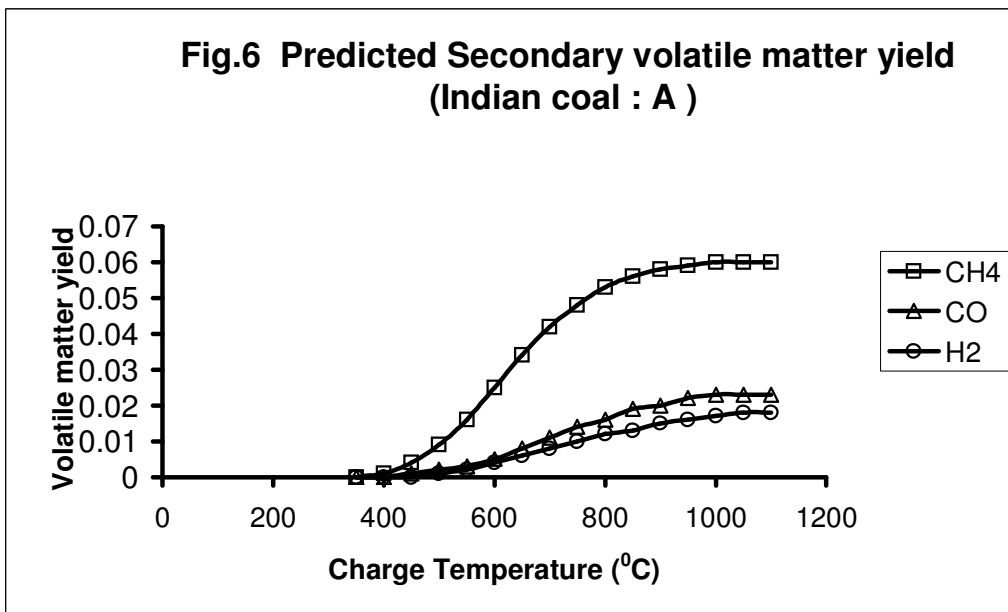


Fig.4 Pot furnace experiment under progress

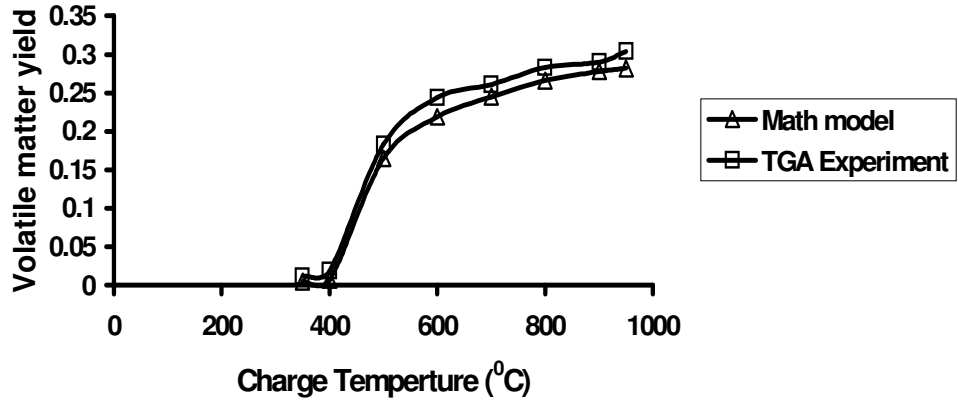
**Fig. 5 Predicted Primary Volatile matter yield
(Indian coal : A)**



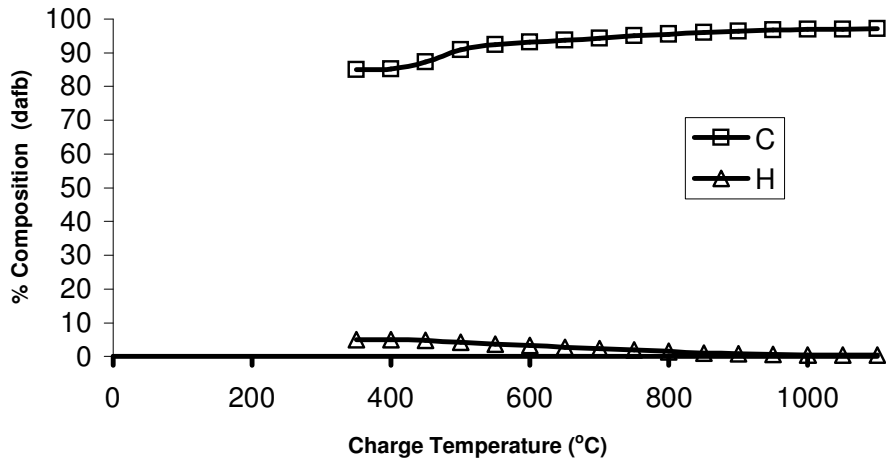
**Fig.6 Predicted Secondary volatile matter yield
(Indian coal : A)**

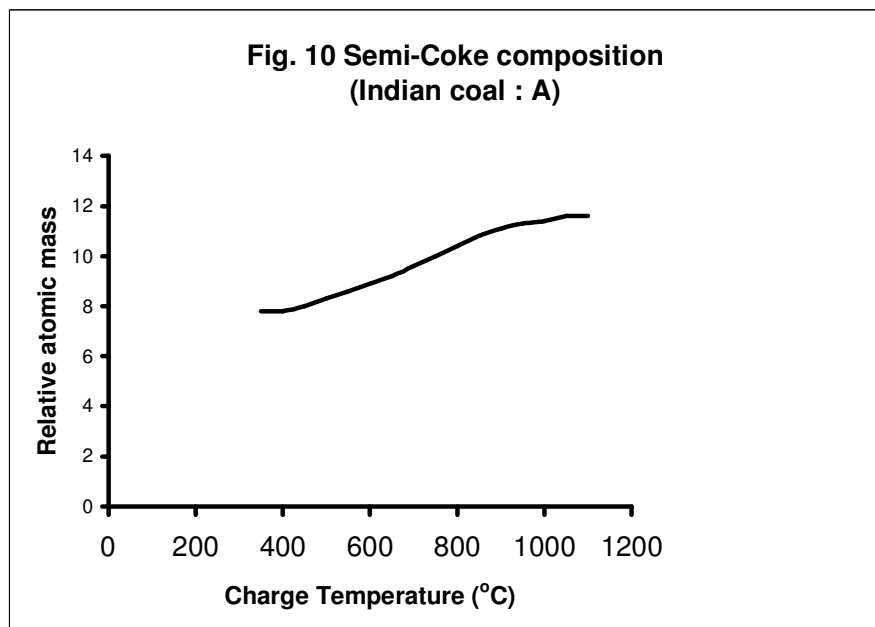
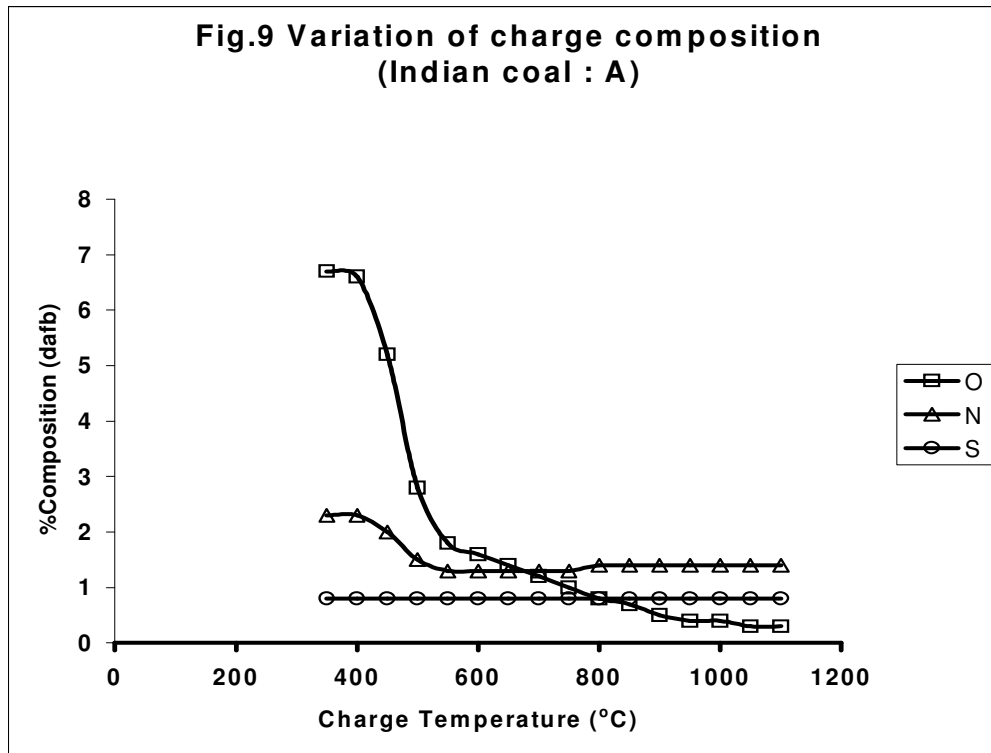


**Fig.7 Predicted total volatile matter yield
(Indian coal : A)**

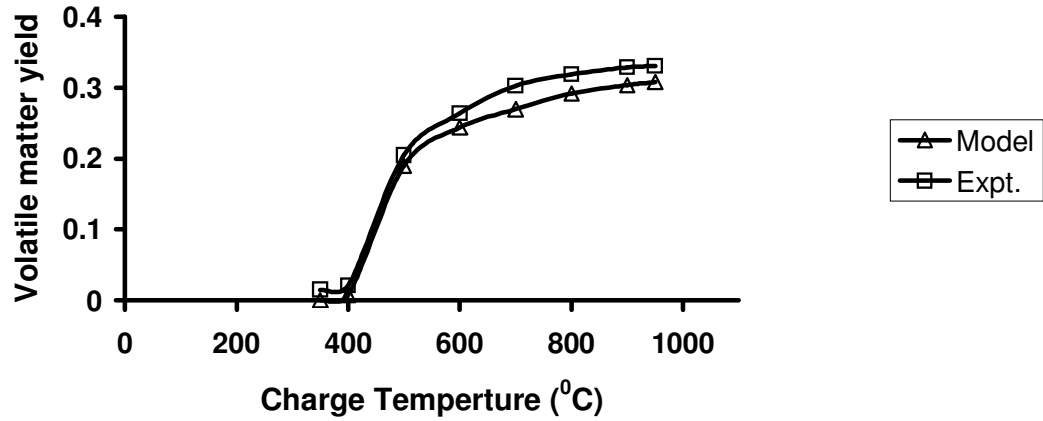


**Fig.8 Variation of charge Composition
(Indian coal : A)**





**Fig.11 Predicted total volatile matter yield
(Indian coal : B)**



**Fig.12 Variation of charge composition
(Indian coal : B)**

