



Grundmann, J. T. et al. (2019) Small Spacecraft Based Multiple Near-Earth Asteroid Rendezvous and Landing with Near-Term Solar Sails and ‘Now-Term’ Technologies. In: 69th International Astronautical Congress, Bremen, Germany, 1-5 Oct 2018, pp. 2071-2087. ISBN 9781510881655

There may be differences between this version and the published version. You are advised to consult the publisher’s version if you wish to cite from it.

<http://eprints.gla.ac.uk/169536/>

Deposited on: 22 September 2018

Enlighten – Research publications by members of the University of Glasgow

<http://eprints.gla.ac.uk>

IAC-18-A3.4B.6

Small Spacecraft Based Multiple Near-Earth Asteroid Rendezvous and Landing with Near-Term Solar Sails and ‘Now-Term’ Technologies

Jan Thimo Grundmann^{a*}, Waldemar Bauer^a, Jens Biele^b, Ralf Boden^c, Matteo Ceriotti^d, Federico Cordero^e, Bernd Dachwald^f, Etienne Dumont^a, Christian D. Grimm^a, David Herčík^g, Tra-Mi Ho^a, Rico Jahnke^a, Aaron D. Koch^a, Alexander Koncz^h, Christian Krause^b, Caroline Lange^a, Roy Lichtenheldtⁱ, Volker Maiwald^a, Tobias Mikschl^j, Eugen Mikulz^a, Sergio Montenegro^j, Ivanka Pelivan^{hm}, Alessandro Peloni^c, Dominik Quantius^a, Siebo Reershemius^a, Thomas Renger^a, Johannes Riemann^a, Michael Ruffer^j, Kaname Sasaki^a, Nicole Schmitz^h, Wolfgang Seboldt^c, Patric Seefeldt^a, Peter Spietz^a, Tom Spröwitz^a, Maciej Sznajder^{ak}, Simon Tardivel^l, Norbert Tóth^a, Elisabet Wejmo^c, Friederike Wolff^f, Christian Ziach^c

^a DLR German Aerospace Center, Institute of Space Systems, Robert-Hooke-Strasse 7, 28359 Bremen, Germany

* jan.grundmann@dlr.de

^b DLR German Aerospace Center, Space Operations and Astronaut Training – MUSC, 51147 Köln, Germany

^c Consultant to DLR Institute of Space Systems

^d University of Glasgow, Glasgow, Scotland G12 8QQ, United Kingdom

^e Telespazio-VEGA, Darmstadt, Germany

^f Faculty of Aerospace Engineering, FH Aachen University of Applied Sciences, Hohenstaufenallee 6, 52064 Aachen, Germany

^g Institute for Geophysics and Extraterrestrial Physics, Technical University Braunschweig, Germany

^h DLR German Aerospace Center, Institute of Planetary Research, Rutherfordstr. 2, 12489 Berlin, Germany

ⁱ DLR German Aerospace Center, Robotics and Mechatronics Center, 82234 Wessling, Germany

^j Informatik 8, Universität Würzburg, Am Hubland, 97074 Würzburg, Germany

^k Institute of Physics, University of Zielona Góra, Szafrana 4a, 65-069 Zielona Góra, Poland

^l CNES, Future Missions Flight Dynamics, 18 avenue E. Belin, 31401 Toulouse cedex 9, France

^m Helmholtz Centre Potsdam, GFZ German Research Centre for Geosciences, Telegrafenberg, 14473 Potsdam, Germany

* Corresponding Author

Abstract

Physical interaction with small solar system bodies (SSSB) is the next step in planetary science, planetary in-situ resource utilization (ISRU), and planetary defense (PD). It requires a broader understanding of the surface properties of the target objects, with particular interest focused on those near Earth. Knowledge of composition, multi-scale surface structure, thermal response, and interior structure is required to design, validate and operate missions addressing these three fields. The current level of understanding is occasionally simplified into the phrase, "If you've seen one asteroid, you've seen one asteroid", meaning that the in-situ characterization of SSSBs has yet to cross the threshold towards a robust and stable scheme of classification. This would enable generic features in spacecraft design, particularly for ISRU and science missions. Currently, it is necessary to characterize any potential target object sufficiently by a dedicated pre-cursor mission to design the mission which then interacts with the object in a complex fashion. To open up strategic approaches, much broader in-depth characterization of potential target objects would be highly desirable. In SSSB science missions, MASCOT-like nano-landers and instrument carriers which integrate at the instrument level to their mothership have met interest. By its size, MASCOT is compatible with small interplanetary missions. The DLR-ESTEC Gossamer Roadmap Science Working Groups' studies identified Multiple Near-Earth asteroid (NEA) Rendezvous (MNR) as one of the space science missions only feasible with solar sail propulsion. The Solar Polar Orbiter (SPO) study showed the ability to access any inclination, the Displaced-L1 (DL1) mission operates close to Earth, where objects of interest to PD and for ISRU reside. Other studies outline the unique capability of solar sails to provide access to all SSSB, at least within the orbit of Jupiter, and significant progress has been made to explore the performance envelope of near-term solar sails for MNR. However, it is difficult for sailcraft to interact physically with a SSSB. We expand and extend the philosophy of the recently qualified DLR Gossamer solar sail deployment technology using efficient multiple sub-spacecraft integration to also include landers for one-way in-situ investigations and sample-return missions by synergetic integration and operation of sail and lander. The MASCOT design concept and its characteristic features have created an ideal counterpart for this and has already been adapted to the needs of the AIM spacecraft, former part of the NASA-ESA AIDA mission. Designing the

combined spacecraft for piggy-back launch accommodation enables low-cost massively parallel access to the NEA population..

Keywords: multiple NEA rendezvous, solar sail, GOSSAMER-1, MASCOT, small spacecraft, asteroid sample return

1. Introduction

Any effort which intends to physically interact with specific asteroids requires understanding at least of the composition and multi-scale structure of the surface layers, sometimes also of the interior. Mobile Asteroid Surface Scout (MASCOT)-like landing modules and instrument carriers can provide a first access [1][2][3][4]. They integrate at the instrument level to their mothership and are compatible with small interplanetary missions. [5][6] The DLR (German Aerospace Center) – ESTEC (European Space Research and Technology Centre) GOSSAMER Roadmap NEA Science Working Groups studied small spacecraft concepts. Multiple NEA Rendezvous (MNR) was identified as a science mission only feasible with solar sail propulsion [7], like a Solar Polar Orbiter (SPO) [8] and a Displaced L1 (DL1) spaceweather early warning mission [9]. These and many other studies outline the unique capability of solar sails to provide access to all SSSB, at least within the orbit of Jupiter. Since the original MNR study, significant progress has been made to improve multiple NEA rendezvous trajectories. [10]

Although it is comparatively easy for solar sails to reach and rendezvous with objects in any inclination and in the complete range of semi-major axis and eccentricity relevant to NEOs and PHOs (Potentially Hazardous Object), it remains notoriously difficult for sailcraft to land on or interact physically with a SSSB target. The German Aerospace Center, DLR, recently brought the GOSSAMER solar sail deployment technology to qualification status in the GOSSAMER-1 project [11]. Development of deployment technologies continues on the GoSOLAR large photovoltaic arrays. [12][13]

The idea of an outward propulsive force of sunlight, and thus the concept of sunlight as a practical source of energy, goes back to Kepler's observations and remarks published in 1619 on the directionality of comets' tails [14]. It was predicted to equal magnitude in 1873 by Maxwell on the basis of his electromagnetic theory [15] and in 1876 by Bartoli based on the Second Law of Thermodynamics [16]. The same year, the foundations for modern semiconductor-based electronics and photovoltaics were laid by Adams's and Day's discovery of an electrical current driven by selenium exposed to light. [17][18]

Kepler's propulsive force was finally experimentally demonstrated as pressure due to radiation by Lebedev in 1901 [19] and by Nichols and Hull in 1903 [20]. Solar sailing as a method of space propulsion was proposed repeatedly throughout the 20th century [21], beginning with Oberth and Tsiolkovsky in 1923 and 1924,

respectively [22][21]. The term 'solar sailing' as such was only introduced by Garwin in 1958 [23] when it was considered a key option to go beyond Mars or Venus. At the same time, photovoltaics developed from a curiosity [24][175][176] to the key power source in space, with very few recent exceptions such as [25][26][27][28][29], and the discovery of gravity-assist trajectories made the solar system accessible to immediately available launch vehicles [30]. The disruptive paradigm change from a mostly inaccessible solar system requiring nuclear-electric spaceships [31][32] to the Voyager missions within less than two decades firmly established the combination of chemical propulsion and gravity-assist as the foundation of solar system exploration [33][34][35][36][37][38] from Earth [39][40][41]. The need to fit space probes into the fairings of existing launch vehicles also advanced electronics design [42][43][44] and relegated nuclear power sources to small size and the outer solar system [45], beyond the extending reach of developed photovoltaics. [177][178][179] Electric propulsion took until the 1990s to make it into any mission, on photovoltaic power. [40][47][48][49][50][238] So far, solar sails only flew as simplified and/or sub-scale demonstrators in orbit. [51] The sole exception is the Interplanetary Kite-craft Accelerated by Radiation Of the Sun (IKAROS) [52][180], which accompanied JAXA's atmosphere observation orbiter, AKATSUKI, to Venus. The IKAROS first demonstrated solar sail effect in space, successfully and as predicted. It also performed the first gravity-assist of a solar sail on December 8th, 2010, passing Venus at 80800 km distance and achieving about 20° deflection of the trajectory.

The development of solar sail technology has been ongoing at DLR for many years at varying levels of intensity since the 1990s. A first phase culminated in a successful ground deployment test of a (20 m)² boom-supported sail on December 17th, 1999, in hope of near-term science missions such as ODISSEE and GEOSAIL which did not materialize. [53][54][55][56][57][58][59][60] Subsequently, the DLR-ESA (European Space Agency) GOSSAMER Solar Sail Technology Roadmap was initiated in 2009 to develop the technology independently from any mission to a TRL (Technology Readiness Level) acceptable for participation in science missions. [61][62] A three step approach from deployment demonstration (GOSSAMER-1) via control technology demonstration and selection (GOSSAMER-2) in safe orbits (cf. [63]) to a demo mission proving the principle in near-Earth space (GOSSAMER-3) was envisaged. GOSSAMER-1 was

brought to EQM (Engineering Qualification Model) status in an intense integration and verification campaign (cf. [64]) leading to TRL5 status [65] (according to [66], cf. also [66][67][68][69][70][71] for other commonly used TRL definitions) on which we report on it separately at this conference. [181][173] The further development of deployment technologies will focus on membrane-based solar arrays using thin-film photovoltaics. [12][72][73][182][240]. The research and testing of the materials used in solar sails as well as other membrane-based large-scale deployable structures is meanwhile continued [115][118][163][183] (for background information also cf. [232][112][113][114][116][117]).

2. Motivation

The recent achievements in solar sail trajectory design [10][184][185] (cf. [238]) and sailcraft hardware development [13] [52] [74] [75] [76] [77][78][79][80][81][186][187][188][189][190][191][192][193] made clear that a point has been reached where a review of the results and ongoing efforts should be made for a determination which road they should take. The development towards this point happened during more than a decade, on the background of a sustained resurgence of interest in small solar system bodies (SSSB), with the successful conclusion of the HAYABUSA and ROSETTA/PHILAE missions, the launch of HAYABUSA2 [39] with the small lander MASCOT aboard [1], the launch of OSIRIS-REx [41], the flight of the IKAROS [52] [74] [75] [76] [77], and the first steps towards a long-term Solar Power Sail (SPS) propelled sample-return mission to the Trojan asteroids of Jupiter [78][79][80].

Among small solar system bodies, the near-Earth asteroids (NEA) in many ways may hold keys to our future on Earth and in space and merit exploration for planetary science, planetary defense, and possibly asteroid mining.

2.1 Small Spacecraft

From around 1985 onwards, small spacecraft and affordable rideshare launch options emerged. [82] We define small space probes in analogy to small Earth satellite class definitions on which there is no consensus, yet. [83] [84] [85] [86] With the additional requirements for propulsion and communication of space probes, we rely on a practical combination of criteria based on launch accommodation [87][88], as well as key design concepts associated with the respective Earth-orbiting small spacecraft. [3] We use the SI (Système international d'unités, International System of Units) unit prefixes for spacecraft smaller than 'minisatellites'. Consequently, we classify MASCOT (9.8 kg) and its derivatives as 'nanolandings' and PHILAE (96 kg) as a 'microlander', [3] also for the

similarity in design with highly compact microsatellites such as BIRD (92 kg) [89], TET-1 (110 kg) [90], or AsteroidFinder (~127 kg) [91].

The design-driving constraints apply mainly to the launch configuration of the sailcraft. Thus, we define 'micro' sailcraft as those which fit launch opportunities using the U.S. ESPA (EELV (Evolved Expendable Launch Vehicle) Secondary Payload Adapter) small spacecraft rideshare platform and/or the various Arianespace ASAP (Ariane Structure for Auxiliary Payload) and VESPA (Vega Secondary Payload Adapter) platforms' 'micro' positions, and 'mini' sailcraft as those which fit the respective platforms' 'mini' positions. [87] [88] 'Nano' sailcraft would be those small enough to ride in place of cubesats, such as NEAscout [81]. Together, we refer to all of these as 'small' sailcraft.

2.2 Multiple NEA Rendezvous (MNR)

A near-term mission scenario for solar sails is the multiple NEA rendezvous (MNR) [10] identified already by the DLR-ESTEC GOSSAMER Roadmap NEA Science Working Groups' studies as one of the space science missions presently only feasible with solar sail propulsion. [7] Solar Polar Orbiter (SPO) [8], Displaced L1 (DL1), spaceweather early warning mission [9], and retrograde kinetic impactor [97][98][99] studies showed the ability to access any inclination and a wide range of heliocentric distances. Current MNR trajectory studies visit 5 different NEAs in a rendezvous scenario for >100 days, each, with one near-term first-generation sailcraft within 10 years from Earth departure ($c_3 \geq 0$). [10] This rendezvous duration is comparable to the mission scenario of AIM (Asteroid Impact Mission) at the binary NEA (65803) Didymos. [92] The sequence of asteroids to be visited can be changed easily and on a daily basis for any given launch date and even after launch and between rendezvous. [10]

3. MNR Mission Scenario

Therefore, a sailcraft carrying a set of five MASCOT landers based on a common design but differently equipped with science instruments and landing or mobility related systems appears desirable. Which lander is used can be decided after arrival at the target asteroid. Many features of the MASCOT lander design can be shared with the core sailcraft and its four boom-sail deployment units (BSDU) Indeed, this sharing of design elements and heritage has been done already, for the GOSSAMER-1 EQM BSDU and the ROBEX lunar-analog demonstration mission scientific Remote Units (RU) design. [93][194] The economy of scale is obvious considering that one such mission would already consist of 10 independent sub-spacecraft physically connected at launch but to be separated step-by-step throughout the mission. The initial connection

also enables resource-sharing between all initially connected as well as those still connected throughout cruise.

Table 1 shows the mission parameters for the sequence shown in the reference paper Pelsoni et al. [10] at a characteristic acceleration of 0.2 mm/s² which is within the capability of current and near-term sailcraft technology by Seefeldt et al. [11]. Only NHATS (Near-Earth Object Human Space Flight Accessible Targets Study) and PHA asteroids were considered with parameters obtained from [95][96]. It is worthwhile to note that the arrival at 2014 MP after 3431 days or nearly 9.4 years is not necessarily the end of the mission, nor is it the 222-day stay there still within the 10-year trajectory design goal. The visit at 2014 MP may well be followed by another departure and more journeys to and stays at other NEAs, as long as the sailcraft remains flightworthy.

Table 1. Mission parameters for the considered sequence. (For parameters passed from sequence-search algorithm to optimizer see [10]).

Object	Stay time [days]	Start	End	Time of flight [days]
Earth	//			
2000 SG ₃₄₄	123	10 May 2025	26 Feb 2027	657
2015 JD ₃	164	29 Jun 2027	06 Sep 2028	436
2012 KB ₄	160	18 Feb 2029	24 Sep 2030	584
2008 EV ₅	171	04 Mar 2031	29 Sep 2032	576
2014 MP	//	20 Mar 2033	30 Sep 2034	560

A return leg to the Earth instead of 2014 MP extends the total mission duration slightly to 4131 days (11.3 years,— Figure 1). The duration of the mission does not depend on a finite amount of fuel aboard. It only depends on the quality of the spacecraft and the interest in its continued operation (cf. [94]).

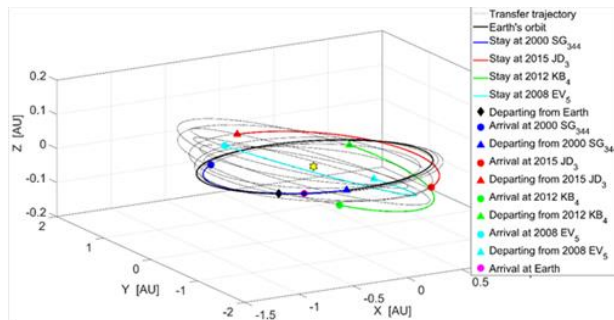


Fig. 1. 3D view of the complete Earth-return trajectory

3.1 The Unknown Unknowns

It is worth noting how little is known about all the asteroids mentioned above that would be of use to a highly optimized spacecraft design. Presently, 2008 EV₅ is the only one for which a shape model is available

[100] which can be used together with the other few known parameters [101][102] to calculate a likely asteroid thermal environment, see Figure 2 below. [195]

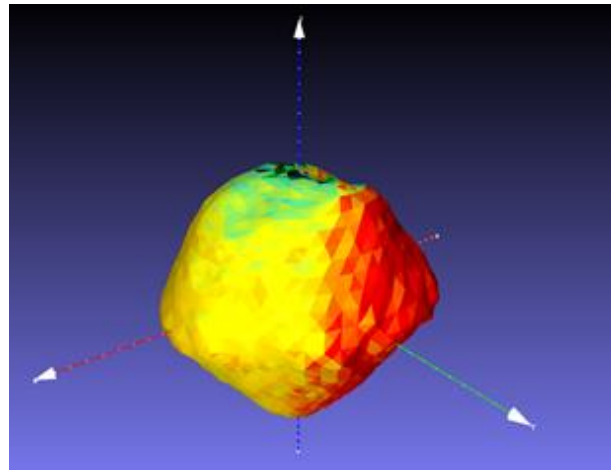


Fig. 2. Surface thermal model of (341843) 2008 EV₅

Thus, the design of the spacecraft, and in particular the landers, needs to be very robust and anticipate a very wide variation of the conditions on the ground, cf. [145][146][147][148][196][197][198]. MASCOT can already cope with the rather strong seasonal variations on Ryugu. [199][128][200]

4. GOSSAMER-style Integrated Landers

A key design feature of GOSSAMER solar sails is the Boom Sail Deployment Unit (BSDU) which is moving away from the Central Sailcraft Unit (CSCU) to uncoil the booms and unroll and unfold the sail segments. During deployment, four BSDUs synchronously move away from the central bus unit, each with two spools on which one half of either adjacent sail is stowed. The BSDUs communicate and exchange power through a wired interface while attached to the CSCU. After the connections are separated, the 5 sub-spacecraft communicate in a wireless network. (For a detailed discussion see [11][13][103][104][105][106][107][108][109][110][111][173][174][181] and references therein.)

This communication and Charging Network (CN) can be extended to more than 5 nodes, to support landers attached to the CSCU after sail deployment. GOSSAMER-1 already supports non-separable attached high data rate devices, the deployment monitoring cameras. [140][141][142]

4.1 Landers

It is assumed that landers are separated from the carrying sailcraft like MASCOT from HAYABUSA2, by a pre-set spring force. The solar sail trajectory is to ensure that the separated lander arrives at its target similar to MASCOT2 on AIM. [2] The sail may be in

very slow fly-by, or in a stable solar-radiation-pressure displaced orbit or station-keeping. [120][121][122] Genuine proximity operations of a solar sail likely pose significant challenges and depend critically on sail attitude control methods yet to be proven in flight. Alternatively, a self-propelled lander needs to be used. At the asteroid, the sail would be parked at a safe distance and detach the self-propelled spacecraft for all proximity operations. The spin-deployed JAXA Solar Power Sail follows this concept.

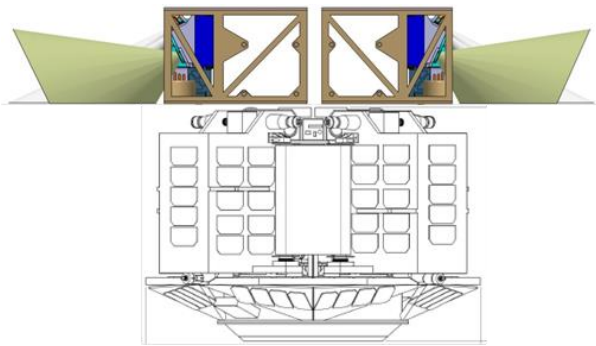


Fig. 3. Notional accommodation of MASCOT-style nanolanders aboard a GOSSAMER-style microsailcraft

MASCOT – DLR in collaboration with the French space agency, CNES, has developed the Mobile Asteroid Surface Scout, MASCOT, a small one-way asteroid lander which packs four full-scale science instruments and relocation capability into a shoebox-sized 10 kg spacecraft. [1] It carries the near-IR soil microscope, MicrOmega, (MMEGA), [201][124][202] a high dynamic range black-and-white camera with night-time multicolour illumination (MasCAM), [125] a 6-channel thermal IR radiometer (MARA), [126][143] and a fluxgate magnetometer (MasMAG). [127] MASCOT is an organically integrated high-density constraints-driven design built in a short time using concurrent engineering methods. (For a detailed discussion see [129][130][131][132][133][134][135][136][137][138][203][204][205][239]) MASCOT2 is a long-life derivative for ESA's AIM orbiter [165] of the joint NASA-ESA AIDA (Asteroid Impact & Deflection Assessment) mission [166][167] including the DART kinetic impactor test spacecraft [168]. A Low Frequency Radar [139][169][170][171] and an accelerometer (cf. [206][207][233][234][235][236]) replace MMEGA to study the interior of the impact target (65803) S1 'Didymoon' before and after impact. MASCOT2 was developed using the DLR Bremen Concurrent Engineering Facility (CEF). [208][209][210]

A Shuttling Sample-Retrieval Lander – NEA samples of the asteroids visited can be returned by one larger lander shuttling between the NEAs and the

sailcraft. Technologies to pick up and transfer asteroid samples already exist, and landing gear development can build on the lessons learned from Philae [211][212][207]. It was demonstrated by the HAYABUSA mission, and has been further developed for HAYABUSA2 and OSIRIS-REx. We evolve our design from the lander design for the JAXA Solar Power Sail mission to pick up samples from a Jupiter Trojan asteroid which emphasizes in-situ analysis of samples due to the very long duration return journey. [149][150] For the MNR scenario, a reduced in-situ suite of instruments can be considered due to shorter mission duration facilitating sample return to Earth. [174][213][214][215] Figure 4 shows the first sample retrieval cycle of such a lander.

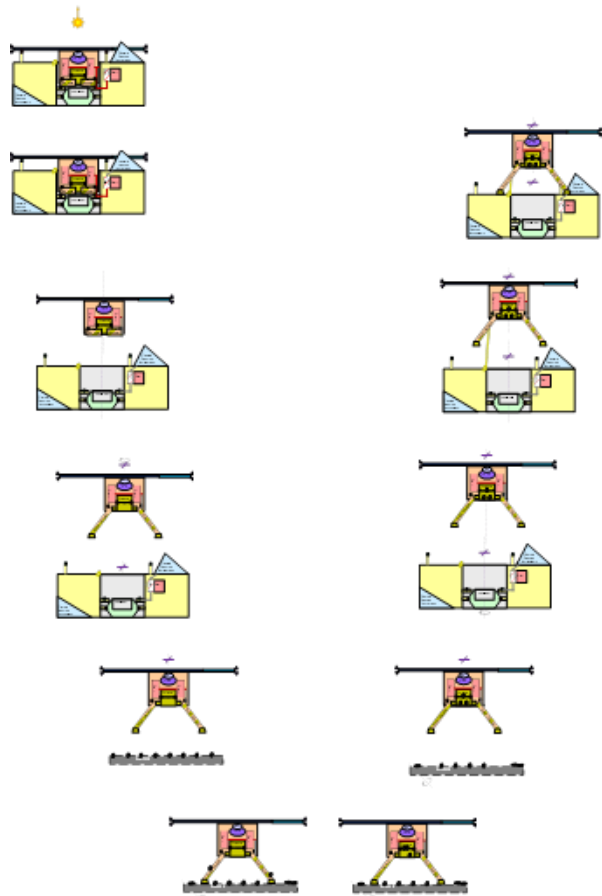


Fig. 4. Concept of operation of a shuttling microlander aboard an advanced minisailcraft, first deployment and sample retrieval followed by berthing and transfer

Once a propelled lander package is available which can return to its mothership, the same technology can be used to extend the amount of knowledge returned by asteroid fly-bys, particularly from dedicated and multiple fly-by missions, [216][217][218] by viewing the fly-by target(s) from more than one perspective. Where the resources are not available, e.g. for fly-bys of

opportunity [219][220][221][222][223][224] or at large distances, [225][237] a more MASCOT-like one-way package could be used.

4.2 Resource Sharing of Lander(s) and Sailcraft

Following the BSDU-CSCU concept of GOSSAMER-1, many resources can be shared with the CSCU in cruise and the CSCU-BSDUs before sail deployment. Landers which have to expect rough terrain and unexpected shadowed areas (cf. PHILAE) require a relatively large battery while a deployed sailcraft operating in deep space in almost all cases of nominal operation only needs a relatively small battery. Thus, the batteries of the still-attached lander(s) can support the CSCU during deployment of the sail membrane and booms when the BSDUs have already separated from it.

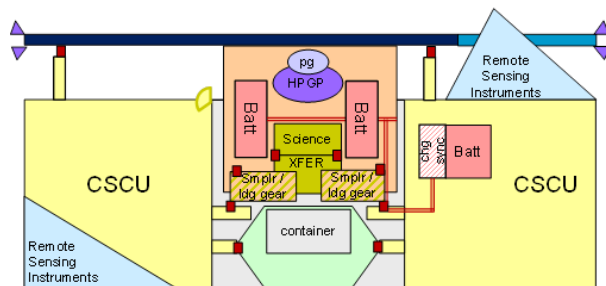


Fig. 5. Notional accommodation of a multiple sample-return microlander aboard an advanced minisailcraft with shared use of CSCU pre-deployment photovoltaics, battery, and lander propulsion

Similarly, the sailcraft can generate its power after deployment from ultra-lightweight membrane-mounted photovoltaics similar to the GOSOLAR technology currently under development. [12] The landers' photovoltaics generators exposed to the outside in launch configuration and after BSDU separation can therefore be used as a significant part of the pre-deployment and in-deployment power supply of the CSCU.

Science instruments of the landers, in particular panoramic cameras and thermal infrared sensors, can provide services on an operational spacecraft which are normally only designed into demonstrator spacecraft to monitor sail deployment and membrane ageing, cf. [13][151][164] and Fig. 3. Suitably designed and/or oriented instruments of the landers still attached can also double as 'orbiter' instruments, e.g., to monitor the asteroid in the vicinity of the sailcraft without the need to turn it for the pointing of a boresighted sailcraft camera. These and more opportunities for resource sharing can be used to adapt lander designs similar to MASCOT, PHILAE, or the Solar Power Sail Trojan lander into GOSSAMER-style-integrated sub-spacecraft performing a common mission. Figure 5 shows an example of this concept of sailcraft-lander integration,

including representations of the functional units mentioned above.

5. Planetary Defense Exercises

In the context of the 2017 Planetary Defence Conference, the scenario of a diversion from an ongoing MNR mission towards a newly discovered impactor was studied, based on the in-flight target change flexibility unique to solar sailing. Due to its early impact in 2027, this PDC's fictitious impactor 2017PDC requires more extensive modifications of the MNR sequence presented above, which we for now have to relegate to future work.

However, two potentially useful trajectories were found while at the PDC. A rendezvous with 2017PDC, 3 years after the fictitious impact was found from another sequence to 2005 TG₅₀, 2015 JF₁₁, 2012 BB₄ and 2014 YN, diverting after the second target and requiring a much higher characteristic acceleration. This could be used to determine the precise post-deflection trajectory of the asteroid. A fast fly-by of 2017PDC, 3 months before the fictitious impact was also found. This could be used to assess the state of the asteroid after deflection and to look for undetected objects from a partial disruption.

The asteroid 2011 AG₅ used for the PDC'13 exercise [152] more easily matches the existing 5-NEA-sequence. [10] The last leg to 2014 MP shown in Table 1 has again been removed to add a leg to the potentially hazardous asteroid 2011 AG₅, which was one of the two case studies considered during the Planetary Defense Conference 2013 for which the fictitious impact was expected to occur on February 3rd, 2040. A methodology similar to the one described in Sullo et al. [153][154][155][156][226] has been used for this study. The total mission duration is now 4398 days, about 12 years, and the sailcraft arrives 2011 AG₅ on May 25th, 2037, about 3 years before the fictitious impact. [174]

The deflection scenarios considered in this exercise were of a conventional propulsion type. However, it would be possible to combine the solar sail technologies discussed here for MNR, tuned and optimized for deflection trajectories [97][98][99] with parallel advances in kinetic impactor guidance technology [227][228][229][230] also using small spacecraft concepts [123].

High velocity launch – Due to the mass and deployment requirements of solar sailing, the resulting spacecraft launch configuration can be very compact. A typical MNR design would fit 'micro' secondary passenger slots of launch vehicles flying to GTO. Escape from GTO to $c_3 > 0$ offers the advantage of less

time spent in the radiation belts. Dedicated launches would be an option in the case of missions requiring an extremely high c_3 and/or reduced flight time to target. Based on the current performance of Ariane 5 ECA [119], the performance for a maximum velocity escape trajectory has been calculated. For a dedicated launch, all unnecessary standard equipment units were removed. The performance for different c_3 values and an inclination of 6° (Kourou) were calculated for payloads of 500 kg, 250 kg, and 50 kg, which respectively can be injected on escape trajectories with a c_3 of up to approximately $56 \text{ km}^2/\text{s}^2$, $60 \text{ km}^2/\text{s}^2$, and $64 \text{ km}^2/\text{s}^2$. Still higher velocities can be achieved by adding upper stages similar to the launch configuration of NEW HORIZONS [174] or LISA Pathfinder. [231]

6. Future Work

We have here collected the building bricks required to begin a wider exploration of our neighborhood by surveying the members of the solar system nearest to Earth for planetary science, planetary defense and planetary resources.

The development of MNR trajectories has reached a point where it enables rendezvous with NEAs for 100-day in-situ investigations every 2 years per spacecraft, using solar sail propulsion alone from the rim of Earth's gravity well. [10] Small spacecraft technology enables shoebox-sized one-way landers [1] and fridge-sized sailcraft [11] able to perform these MNR trajectories. By a modest increase in size, samples can be returned to Earth using the same basic technologies. [5] Current large launch vehicles can carry half a dozen or more of these lander-equipped sailcraft at once in their performance margins to geostationary transfer orbit where only a small push is required to escape Earth, on a mass-available basis. [88][87] By adding just one stage, the same class of launch vehicles can accelerate one such small spacecraft directly to a solar escape trajectory in the ecliptic plane. However, due to gravity-assist trajectories [33], most exploration missions don't require this kind of kickstart. [30]

So far, these bricks stand largely independent of each other. In most cases, the reason is simply that any one of these tasks alone is already difficult enough. But some bricks are getting connected, gravity-assist sequencing begins to ask for low-thrust propulsion, and vice-versa, to widen the tight and sometimes rare launch windows or to give a boost to calmly spiraling trajectories, e.g. [158][159][160][161]. The resulting system-level trade works favorably for the missions which enter such negotiations. [39][41] The tools for much more complex trades connecting many domain models are created by the development of Model-Based System Engineering. [3][162]

It appears that a much easier access to the solar system as well as near-Earth space, much less

constrained by launch windows or payload to target or thrust limitations, can be achieved by connecting all these bricks – small spacecraft technology, solar sail propulsion, solar-electric propulsion, high-energy escape launch systems – by comprehensive modelling, simulation, optimization, and most importantly practice in flight. The MNR mission based on small spacecraft solar sails and landers it is a most affordable entry level to practice their connection into one system.

This future work can start now.

7. Conclusions

We outlined a synergetic development path of small spacecraft solar sails and nano-scale asteroid landers enabling a substantial increase in the number of NEAs studied by planetary science in a dynamic manner which allows in-flight adjustment of the choice of rendezvous targets. The capability to change targets in flight also allows a mission already in flight to respond to extreme events such as a probable Earth impactor being discovered. It may also follow changing commercial interest in this manner. Within the capabilities of near-term first-generation sailcraft technology, the small spacecraft design concepts of GOSSAMER-1 and MASCOT enable a sailcraft performance sufficient to achieve 5 NEA rendezvous of at least 100 days, each, in 10 years by one spacecraft. Each rendezvous includes a target-adapted one-way nano-lander delivery or a sample pick-up at each target by a larger shuttling lander.

The small spacecraft approach enables the use of surplus launcher payload capability in the geostationary and high Earth orbit market with a potential of 10's of launches per year. If the spacecraft concept here presented were serialized in a manner akin to similar-sized communication satellite constellation spacecraft, the number of NEAs visited and studied in-situ could be increased by orders of magnitude within a few decades.

On the other hand, the small mass of small spacecraft solar sails also enables very high launch energy missions based on available geostationary market launch vehicles which can combine into fast, responsive and affordable missions to the most challenging targets of the solar system, including planetary defence scenarios.

Many of the technologies required for currently considered large space infrastructure and flagship science mission scenarios can be developed, brought to maturity (i.e., TRL9) and first fielded at low cost by continuing their development in entry-level applications in small spacecraft. Small solar sails in combination with small lander modules share many of these critical technologies and challenges.

Acknowledgements

The authors acknowledge the inspiring effort of the flights of HAYABUSA and IKAROS, the JAXA Solar Power Sail mission study to the Jupiter Trojan asteroids, and the ‘extra mile’ walked by all the participants of the solar sail studies of the past two decades at DLR and partners.

The corresponding author would like to thank Christian Gritzner, Ralph Kahle and Stefano Mottola for continuous support in learning more about small solar system bodies for the benefit and safe keeping of our not quite so small solar system body home.

The GOSSAMER/GOSOLAR team would like to thank Antonio Martelo Gomez for the GOSOLAR CEF & logo design of the 60th CEF campaign at DLR Bremen, and its derivatives generously provided.

References

- [1] T.-M. Ho, et al., MASCOT - The Mobile Asteroid Surface Scout Onboard the HAYABUSA2 Mission; *Space Science Reviews*, 2016, DOI 10.1007/s11214-016-0251-6
- [2] J. Biele, et al., MASCOT2, a Lander to Characterize the Target of an Asteroid Kinetic Impactor Deflection Test Mission, IAA-PDC-17-05-P14, 5th IAA Planetary Defense Conference (PDC), May 15-19, 2017, Tokyo
- [3] C. Lange, et al., Exploring Small Bodies: Nanolander and -spacecraft options derived from the Mobile Asteroid Surface Scout, *Adv. in Space Research*, 2018 (in review)
- [4] J.T. Grundmann, et al., Mobile Asteroid Surface Scout (MASCOT) – Design, Development and Delivery of a Small Asteroid Lander aboard HAYABUSA-2, IAA-PDC15-P-64, PDC 2015, Frascati
- [5] J.T. Grundmann, et al., Small Landers and Separable Sub-Spacecraft for Near-term Solar Sails, 4th International Symposium on Solar Sailing (ISSS), Kyoto, 2017
- [6] J.T. Grundmann, et al., Small Spacecraft in Small Solar System Body Applications, *IEEE* 2017, 2.1212.
- [7] B. Dachwald, H. Boehnhardt, U. Broj, U.R.M.E. Geppert, et al., Gossamer Roadmap Technology Reference Study for a Multiple NEO Rendezvous Mission, *Advances in Solar Sailing*, Springer Praxis 2014, pp 211-226.
- [8] M. Macdonald, et al., Gossamer Roadmap Technology Reference Study for a Solar Polar Mission, in: M. Macdonald (ed.), *Advances in Solar Sailing*, 2014
- [9] C.R. McInnes, et al., Gossamer Roadmap Technology Reference Study for a Sub-L1 Space Weather Mission, in: M. Macdonald (ed.), *Advances in Solar Sailing*, 2014
- [10] A. Piloni, M. Ceriotti, B. Dachwald, Solar-Sail Trajectory Design for a Multiple Near-Earth-Asteroid Rendezvous Mission, *Journal of Guidance, Control, and Dynamics*, Vol. 39, No. 12, 2016, pp. 2712-2724, DOI: 10.2514/1.G000470;
- [11] Seefeldt, P., Spietz, P., Sproewitz, T., Grundmann, J.T., et al., GOSSAMER-1: Mission Concept and Technology for a Controlled Deployment of Gossamer Spacecraft, *Advances in Space Research* 59.1 (2017): 434-456, 2017, doi: <http://dx.doi.org/10.1016/j.asr.2016.09.022>
- [12] P. Spietz, et al, GOSOLAR: Large-scale Deployable Photovoltaics for Planetary Defence and Small Solar System Body Applications using GOSSAMER Deployment Technologies, IAA-PDC-17-05-P24, PDC 2017, Tokyo, Japan
- [13] P. Seefeldt, et al., Qualification Tested Technologies of the GOSSAMER-1 Solar Sail Deployment Demonstrator for Planetary Defence and Small Solar System Body Science and Applications, IAA-PDC-17-05-P23, PDC 2017
- [14] J. Kepler, *De Cometis Libelli Tres*, 1619.
- [15] J.C. Maxwell, *A Treatise on Electricity and Magnetism* (1st ed.), 2, 391, Oxford, 1873. (cf. [20])
- [16] A. Bartoli, *Sopra I movimenti prodotti della luce et dal calorie*, Florence, Le Monnier, 1876; also *Nuovo Cimento*, 15, 193, 1884. (cf. [20])
- [17] John Perlin, A short summary of the evolution of photovoltaics, © 2015, <http://californiasolarcenter.org/history-pv/>, (accessed 06SEP2016).
- [18] Don P. Mitchell, *Sputnik-3*, © 2007, http://mental-landscape.com/S_Sputnik3.htm, (accessed 06SEP2016).
- [19] P. Lebedev, *Untersuchungen über die Druckkräfte des Lichtes*, *Annalen der Physik*, 1901
- [20] E.F. Nichols, G.F. Hull, The Pressure due to Radiation, *Phys. Rev. (Series I)* 17, 91-104, 1903
- [21] C. Garner, B. Diederich, M. Leipold, A Summary of Solar Sail Technology Developments and Proposed Demonstration Missions. NASA/JPL/DLR, 1999,
- [22] H. Oberth, *Die Rakete zu den Planetenräumen*, 1923 – e.g. Michaels-Verlag, 1984, ISBN 3-89539-700-8.
- [23] N.N., *Raumfahrt – Antrieb – Das Segelschiff*, *Der Spiegel* 25/1958, 18JUN1958, <http://magazin.spiegel.de/EpubDelivery/spiegel/pdf/41761638> via wikipedia.de/en Richard Garwin, also cf.nro.gov/history/csnr/leaders/Founders_of_Natl_Reconnaissance.pdf acc. 18NOV2016.
- [24] N.N., *Blast from The Past – Solar Powered radio from the 50’s*, www.ecofriend.com (accessed 2011),

- acopian.com/radio-news.html (accessed 08JAN2018).
- [25] J.T. Grundmann, J. Biele, R. Findlay, et al., One Shot to an Asteroid – MASCOT and the Design of an Exclusively Primary Battery Powered Small Spacecraft in Hardware Design Examples and Operational Considerations, № 3051, European Space Power Conference 2014.
- [27] E. Hand, Comet lander’s scientific harvest may be its last – Philae has fallen silent after fragmentary messages, *Science*, Vol.349, issue 6247, 459-460 (2015) M. Braun, K. Geurts, S. Ulamec, New command for Philae, dlr.de
- [28] Wilson, A. (Ed.), Huygens: Science, Payload and Mission, ESA SP-1177.
- [29] <http://exploration.esa.int/mars/47852-entry-descent-and-landing-demonstrator-module/>, (accessed 08JAN2018).
- [30] R.L. Dowling, et al., The Effect of Gravity-Propelled Interplanetary Space Travel on the Exploration of the Solar System: Historical Survey, 1961 to 2000, Proceedings of the 33rd Symposium of the IAA, Amsterdam, The Netherlands, 1999, AAS History Series Vol.28 / IAA History Symposia Vol.19, ISBN 978-0-87703-539-8, 2007, pp.337-432.
- [31] W. Hohmann, Die Erreichbarkeit der Himmelskörper, Oldenbourg Verlag, Munich, 1923; The Attainability of Celestial Bodies, NASA Tech.Transl.F-44, 1960,pp.79-89
- [32] G.A. Crocco, One-Year Exploration Trip Earth-Mars-Venus-Earth, 7th IAC, Rome, 1956, pp. 227-252.
- [33] M.A. Minovitch, A Method For Determining Interplanetary Free-Fall Reconnaissance Trajectories, JPL Technical Memo #312-130, Aug. 23rd, 1961.
- [34] M.A. Minovitch, The Determination and Characteristics of Ballistic Interplanetary Trajectories Under the Influence of Multiple Planetary Attractions, JPL Technical Report No. 32-464, Oct. 31st, 1963.
- [35] R.L. Dowling, et al., The Origin of Gravity-Propelled Interplanetary Space Travel, 24th History Symposium of the IAA, Dresden, Germany, 1990, AAS History Series Vol.19 / IAA History Symposia Vol.11, 1997, pp.63-102.
- [36] M.A. Minovitch, Utilizing Large Planetary Perturbations for the Design of Deep-Space, Solar-Probe, and Out-of-Ecliptic Trajectories, JPL Technical Report No. 32-849, Dec. 15th, 1965.
- [37] R.L. Dowling, et al., Gravity Propulsion Research at UCLA and JPL, 1962-1964, 25th History Symposium of the IAA, Montreal, Canada, 1991, AAS History Series Vol.20 / IAA History Symposia Vol.12, 1997, pp.27-106.
- [38] G.A. Flandro, Fast Reconnaissance Missions to the Outer Solar System Utilizing Energy Derived from the Gravitational Field of Jupiter, *Astronautica Acta* Vol.12 No.4, April 18th, 1966, pp.329-337.
- [39] Y. Tsuda, et al., Flight status of robotic asteroid sample return mission HAYABUSA2. *Acta Astronautica* 127, 702-9, 2016. doi: 10.1016/j.actaastro.2016.01.027.
- [40] J. Kawaguchi, A. Fujiwara, T. Uesugi, HAYABUSA – Its technology and science accomplishment summary and HAYABUSA-2, *Acta Astronautica*, Vol. 62, 639-647, 2008.
- [41] K. Berry, B. Sutter, et al., OSIRIS-REx Touch-And-Go (TAG) Mission Design and Analysis. 36th AAS Guidance and Control Conference, Breckenridge, CO, 2013.
- [42] E.C. Hall, Journey to the Moon - The History of the Apollo Guidance Computer, AIAA, 1996.
- [43] C. Ziach, et al., MASCOT, the Small Mobile Asteroid Landing Package on its Piggyback Journey to 1999 JU₃: Pre-Launch and Post-Launch Activities, IAC-15-A3.4.6
- [44] J.T. Grundmann, et al., The Ends of Small – Practical Engineering Constraints in the Design of Planetary Defence Missions, PDC 2013, IAA-PDC13-04-05P
- [45] Andrew Ging, Regaining 20 Watts for the Cassini Power System, 46th AIAA/ASME/SAE/ASEE Joint Propulsion Conference & Exhibit, Nashville, AIAA 2010-6916.
- [46] M.F. Piszczor, et al., Advanced Solar Cell and Array Technology for NASA Deep Space Missions, 33rd Photovoltaic Specialists Conference, 2008.
- [47] M.D. Rayman, The successful conclusion of the Deep Space 1 Mission: important results without a flashy title, *Space Technology* 23 (2): 185–196 (2003).
- [48] D.M. Di Cara, D. Estublier, Smart-1: An analysis of flight data, *Acta Astronautica* 57 (2–8): 250–256 (2005).
- [49] H. Yano, T. Kubota, H. Miyamoto, T. Okada, et al., Touchdown of the Hayabusa Spacecraft at the Muses Sea on Itokawa, *Science* Vol. 312 (2006), 1350-1353.
- [50] <http://isa.ifsiroma.inaf.it/BepiColombo/BC1/BC1.html> (accessed 21OCT2014)
- [51] L. Johnson, et al. Status of solar sail technology within NASA, *Adv. in Space Research* 48 (2011) 1687-1694.
- [52] O. Mori, H. Sawada, R. Funase, et al., Development of First Solar Power Sail Demonstrator – IKAROS.
- [53] M. Leipold, C.E. Garner, et al., ODISSEE - A Proposal for Demonstration of a Solar Sail in Earth Orbit, 3rd IAA International Conference on Low-

- Cost Planetary Missions (LCPM), Laurel, Maryland, April 27 - May 01, 1998
- [54] M. Leipold, M. Eiden, C.E. Garner et al., Solar Sail Technology Development and Demonstration, 4th IAA LCPM, Laurel, Maryland, May 2-5, 2000
- [55] E.K. Jessberger, et al., ENEAS – exploration of near-Earth asteroids with a sailcraft, Technical report, August 2000, Proposal for a Small Satellite Mission within the Space Sciences Program of DLR.
- [56] B. Dachwald, W. Seboldt, Multiple near-Earth asteroid rendezvous and sample return using first generation solar sailcraft, *Acta Astronautica*, 57(11):864–875, 2005.
- [57] W. Seboldt, et al., Groundbased demonstration of solar sail technology. 51st IAC, Rio de Janeiro, Brazil, 2000 IAF-00-S.6.11
- [58] M. Macdonald, et al., GEOSAIL: An Elegant Solar Sail Demonstration Mission, *Journal of Spacecraft and Rockets*, Vol. 44, No 4, pp 784 – 796, 2007
- [59] D. Agnolon, Study Overview of a Solar Sail Demonstrator: GEOSAIL, ESA, SCI-PA/2007/018/Geosail, date of issue: 09/01/2008
- [60] M. Leipold, et al., GEOSAIL System Design for Demonstration of Solar Sailing in Earth Orbit, ISSS 2010, City University of New York, July 2010
- [61] U. Geppert, B. Biering, F. Lura, et al., The 3-Step DLR-ESA GOSSAMER Road to Solar Sailing, ISSS 2010, NY
- [62] U. Geppert, B. Biering, F. Lura, J. Block, et al., The 3-Step DLR-ESA GOSSAMER road to solar sailing, *Advances in Space Research* 48 (2011) 1695-1701
- [63] European Code of Conduct for Space Debris Mitigation *and* Support to Implementation of the European Code of Conduct for Space Debris Mitigation, Issue 1.0 28JUN2004, ISO24113 Space systems, 2011. Space Debris Mitigation Requirements. ISO
- [64] C.D. Grimm, J.T. Grundmann, J. Hendrikse, On Time, On Target – How the Small Asteroid Lander MASCOT Caught a Ride Aboard HAYABUSA-2 in 3 Years, 1 Week and 48 Hours, IAA-PDC15-P-66, PDC 2015.
- [65] P. Seefeldt, T. Sprowitz, Qualification Testing of the GOSSAMER-1 Deployment Technology, 14th European Conference on Spacecraft Structures, Materials and Environmental Testing (ECSSMET), 2016, #56220.
- [66] J.C. Mankins, Technology Readiness Levels – A White Paper, Advanced Concepts Office, OSAT, NASA, 1995
- [67] Technology Readiness Levels Handbook for Space Applications, TEC-SHS/5551/MG/ap ed.1,rv.6, Sep.2008
- [68] Technology Readiness Levels (TRL), in: Horizon 2020 Work Programme, General Annexes, Commission Decision C(2014)4995, Part 19
- [69] DoD Interim Defense Acquisition Guidebook, October 30, 2002, formerly DoD 5000.2-R.
- [70] Nolte, Technology Readiness Calculator, AFRL, 2003. dtic.mil/ndia/2003/systems/nolte2.pdf , acc. 29APR2017.
- [71] ESA, F-Mission Call – Technical Annex, ESA-SCI-F-ESTEC-TN-2018-003, issue 1, rev. 0, 10/07/2018
- [72] P. Seefeldt, et al., Large Lightweight Deployable Structures for Planetary Defence: Solar Sail Propulsion, Solar Concentrator Payloads, Large-scale Photovoltaic Power, IAA-PDC-15-P-20, 4th IAA PDC, 2015, Frascati
- [73] J.T. Grundmann, P. Spietz, et al., GOSSAMER Deployment Systems for Flexible Photovoltaics, 67th IAC, Guadalajara, Mexico, 2016, IAC-16-C3.3.6
- [74] Y. Tsuda, O. Mori, et al., Flight result and analysis of solar sail deployment experiment using S-310 sounding rocket, *Space Technology*, Vol. 26, 33-39, 2006.
- [75] O. Mori, Y. Shirasawa, H. Sawada, et al., IKAROS Extended Mission and Advanced Solar Power Sail Mission, 63rd IAC 2012, IAC-12,D1,1,3,x15786
- [76] S. Matunaga, et al., Structure team of IKAROS, in: Proceedings of 28th International Symposium on Space Technology and Science, 2011-o-4-07v, 2011
- [77] T. Yamaguchi, Y. Mimasu, Y. Tsuda, et al., Trajectory Analysis of Solar Sail Spacecraft Considering the Large Uncertainty of Solar Radiation Pressure, ISSFD21, 2009.
- [78] H. Yano, O. Mori, S. Matsuura, et al., JAXA Solar Power Sail Working Group, The Solar Power Sail Mission to Jupiter Trojans, 10th IAA LCPM 2013, S5
- [79] J. Kawaguchi, O. Mori, et al., On the Trojan asteroid sample and return mission via solar-power sail – an innovative engineering demonstration, ACM2014.
- [80] O. Mori, et al., Direct Exploration of Jupiter Trojan Asteroid using Solar Power Sail, 4th ISSS, Kyoto, 2017, #17087
- [81] J. Castillo-Rogez, L. Johnson, P. Abell, J. Bleacher, et al., Near Earth Asteroid Scout Mission, 2014
- [82] B. Doncaster et al., 2016 Nano/Microsatellite Market Assessment Overview, spaceworksforecasts.com/docs/SpaceWorks_Nano_Microsatellite_Market_Forecast_2016.pdf

- [83] UNOOSA, ITU, Guidance on Space Object Registration and Frequency Management for Small and Very Small Satellites, http://www.unoosa.org/documents/pdf/psa/bsti/2015_Handout-on-Small-SatellitesE.pdf, p.2
- [84] P. Fortescue, G. Swinerd, J. Stark, Spacecraft Systems Engineering, chapter 18
- [85] E. Mabrouk, What are SmallSats and CubeSats, <https://www.nasa.gov/content/what-are-small-sats-and-cubesats>, Feb.26th, 2015, last updated Aug.4th, 2017
- [86] M. Swartwout, Twenty (plus) Years of University-Class Spacecraft: A Review of What Was, An Understanding of What Is, And a Look at What Should Be Next, SSC06-I-3, <http://digitalcommons.usu.edu/cgi/viewcontent.cgi?article=1532&context=smallsat>
- [87] J. Thiery, ASAP and VESPA: the access to space for Small Satellites, SSC09-IX-4
- [88] Evolved Expendable Launch Vehicle Rideshare User's Guide, 2016, [explorers.larc.nasa.gov/HPSMEX/SMEX/pdf_files/EELV-RideshareUsersGuide-v1-Signed\[6\].pdf](http://explorers.larc.nasa.gov/HPSMEX/SMEX/pdf_files/EELV-RideshareUsersGuide-v1-Signed[6].pdf)
- [89] Lura, F. et al. (2007) BIRD Micro satellite Thermal Control System - 5 Years of Operation in Space. In: Small Satellites for Earth Observation, Springer, pp. 277-284.
- [90] R. Axmann, et al., TET-1 Satellite Operations Lessons Learned: Preparation of Mission, LEOP and Routine Operations of 11 Different Experiments. 62nd IAC, 2011, Cape Town, South Africa.
- [91] Findlay, Ross et al. (2012) A space-based mission to characterize the IEO population. Acta Astronautica, 90 (1), pp. 33-40. DOI: 10.1016/j.actaastro.2012.08.004
- [92] P. Michel, et al., AIM-D2: Asteroid Impact Mission – Deflection Demonstration to the binary asteroid Didymos. Advances in Space Research, 2017 (*submitted*)
- [93] C. Lange et al., Nanoscale landers and instrument carriers: enhancing larger mission's science return by investing in low cost solutions: the MASCOT-1 to X and ROBEX examples, 11th LCPM, 2015, Berlin, Germany
- [94] https://en.wikipedia.org/wiki/Pioneer_6,_7,_8,_and_9, de.wikipedia.org/wiki/Pioneer_6 (acc. 26APR2017)
- [95] Data available online at <https://cneos.jpl.nasa.gov/orbits/elements.html>, retrieved 08AUG2015
- [96] G. Hahn et al., Data Base of Physical and Dynamical Properties of Near Earth Asteroids (NEAs), <http://earn.dlr.de/nea/>, accessed May 2017.
- [97] B. Dachwald, R. Kahle, B. Wie, Solar Sailing Kinetic Energy Impactor (KEI) Mission Design Tradeoffs for Impacting and Deflecting Asteroid 99942 Apophis, AIAA/AAS Astrodynamics Specialist Conference and Exhibit, AIAA 2006-6178.
- [98] B. Dachwald, R. Kahle, B. Wie, Head-On Impact Deflection of NEAs: A Case Study for 99942 Apophis, AIAA, Planetary Defense Conference 2007.
- [99] B. Dachwald, B. Wie, Solar Sail Kinetic Energy Impactor Trajectory Optimization for an Asteroid-Deflection Mission, Journal of Spacecraft and Rockets, Vol. 44, No. 4, July–August 2007, DOI: 10.2514/1.22586.
- [100] <https://space.frieger.com/asteroids/asteroids/341843-2008-EV5>
- [101] M.W. Busch, et al., Radar observations and the shape of near-Earth asteroid 2008 EV5, Icarus 212 (2011) 649-660
- [102] D.M. Reeves, D.D. Mazanek, et al., Asteroid Redirect Mission Proximity Operations for Reference Target Asteroid 2008 EV5, 39th Annual AAS Guidance and Control Conference, AAS Paper 16-105, 2016.
- [103] P. Seefeldt. A stowing and deployment strategy for large membrane space systems on the example of GOSSAMER-1. Advances in Space Research 60.6 (2017): 1345-1362
- [104] P. Seefeldt, T. Sprowitz, P. Spietz, et al., Controlled Deployment of Gossamer Spacecraft. Proceedings of the Fourth International Symposium on Solar Sailing, 2017
- [105] P. Seefeldt, T. Sprowitz, et al., Verification Testing of the GOSSAMER-1 Deployment Demonstrator, 67th IAC, Guadalajara, Mexico, 2016, IAC-16-C3.3.6
- [106] Seefeldt P. and Spietz, P., Raumfahrzeug-Membranentaltungssystem und Verfahren zum Betrieb desselben, Patent 10 2016 101 430.3, Patent Filed 2016
- [107] S. Montenegro, T. Walter, M. Faisal, N. Tóth, F. Dannemann, Wireless Avionics for a Solar Sailer, DASIA 2012 DATA Systems In Aerospace, Dubrovnik, Croatia
- [108] T. Mikschl, S. Montenegro et al., Resource sharing, communication and control for fractionated spacecraft (YETE), 10th Symposium on Small Satellites for Earth Observation, April 8 - 12, 2015, Berlin, Germany
- [109] A. Hilgarth, et al., YETE: Robuste, verteilte Systeme im Automotive- und Aerospacebereich durch eine modulare, flexible Echtzeitplattform, Deutscher Luft- und Raumfahrtkongress, 16. - 18. September 2014, Augsburg

- [110] S. Montenegro, K. Schilling. YETE: Distributed, Networked Embedded Control Approaches for Efficient, Reliable Mobile Systems, embedded world Conference 2014, 25.-27.2.2014, Nuremberg, Germany
- [111] Sinn T., et al. ADEO passive de-orbit subsystem activity leading to a dragsail demonstrator: conclusions and next steps, 68th IAC, Adelaide, Australia, 2017.
- [112] Eichler J., Lectures in ion-atom collisions, from nonrelativistic to relativistic velocities, Chapter 10, Elsevier B.V., Amsterdam, 2005.
- [113] Hagstrum H. D., “Theory of Auger Ejection of Electrons from Metals by Ions”, Physical Review, Vol. 96, 1954, pp. 336-365
- [114] Sols S., Flores F., “Charge transfer processes for light ions moving in metals”, Physical Review B, vol. 30, 1984, pp. 4478-4880.
- [115] Sznajder M., Geppert U., Dudek M., “Degradation of metallic surfaces under space conditions, with particular emphasis on Hydrogen recombination processes”, Advances in Space Research, vol. 56, 2015, pp. 71-84
- [116] ECSS-Q-ST-70-06C, “Particle and UV radiation testing for space materials”, 2008
- [117] ASTM E512-94, Standard particle for combined, simulated space environment testing of thermal control materials with electromagnetic and particular radiation. 2010.
- [118] Renger T., Sznajder M., et al., The Complex Irradiation Facility at DLR-Bremen, Journal of Materials Science and Engineering A, vol. 4, 2014, pp. 1-9.
- [119] E. Dumont, E. David, Ariane 5 ECA VA212 and Ariane 5 Mea: Updated models (Status September 2013), 2013, SART-TN019-2013.
- [120] E. Morrow, D.J. Scheeres, D. Lubin, Solar Sail Orbits at Asteroids, AIAA Paper 2000-4420
- [121] E. Morrow, et al., Solar Sail Orbit Operations at Asteroids: Exploring the Coupled Effect of an Imperfectly Reflecting Sail and a Nonspherical Asteroid, AIAA/AAS Astrodynamics Specialist Conference and Exhibit, 5-8 August 2002, Monterey, California, AIAA 2002-4991
- [122] A. Farrés, À. Jorba, J.-M. Mondelo, Orbital Dynamics for a Non-Perfectly Reflecting Solar Sail Close to an Asteroid, IAA-AAS-DyCoSS1 -11-09, 2009
- [123] J.T. Grundmann, S. Mottola, M. Drentschew, et al., AsteroidSQUADS/iSSB – a Synergetic NEO Deflection Campaign and Mitigation Effects Test Mission Scenario, PDC 2011, IAA-WPP-323 S5_0910_2162714
- [124] L. Riu, J-P. Bibring, V. Hamm, et al., Calibration of MicrOmega Hayabusa-2 Flight Model – First Results, 47th LPSC 2016, #2109
- [125] R. Jaumann, et al., The Camera of the MASCOT Asteroid Lander on Board Hayabusa2; Space Science Reviews, 2016, DOI 10.1007/s11214-016-0263-2
- [126] M. Grott, J. Knollenberg, et al., The MASCOT Radiometer MARA for the Hayabusa 2 Mission, Space Science Reviews, 2016, DOI 10.1007/s11214-016-0272-1
- [127] D. Herčík, H.-U. Auster, J. Blum, K.-H. Fornaçon, et al., The MASCOT Magnetometer; Space Science Reviews, 2016, DOI 10.1007/s11214-016-0236-5
- [128] JAXA press release, Name Selection of Asteroid 1999 JU3 Target of the Asteroid Explorer “Hayabusa2”, http://global.jaxa.jp/press/2015/10/20151005_ryugu.html ,
- [129] C. Ziach, et al., MASCOT, the Small Mobile Asteroid Landing Package on its Piggyback Journey to 1999 JU3: Pre-Launch and Post-Launch Activities, IAC-15-A3.4.6
- [130] C. Lange, R. Findlay, C. Grimm, et al., “How to build a 10 kg autonomous Asteroid landing package with 3 kg of instruments in 6 years?” – Systems Engineering challenges of a high-density deep space system in the DLR MASCOT project, 2624640 (1325), SECESA 2012.
- [131] R. Findlay, T.-M. Ho, C. Lange, et al., A Small Asteroid Lander Mission to Accompany HAYABUSA-II, Proceedings of the 63rd International Astronautical Congress, Naples, Italy, 2012, IAC-12-A3.4.7.
- [132] J.T. Grundmann, V. Baturkin, et al., “You’ve got 2 Years, 6 Months, 1 Week and 48 Hours!” – the Ongoing Engineering Adventure of MASCOT and its Implications for Planetary Defence Missions, IAA-PDC13-04-06P.
- [133] C. Ziach, T.-M. Ho, C. Grimm, R. Findlay, C. Lange, et al., The Final Stages of MASCOT, a Small Asteroid Lander to Accompany HAYABUSA-II, IAC-13-A.3.4.6.
- [134] M. Lange, O. Mierheim, C. Hühne. MASCOT - Structures Design and Qualification of an “Organic” Mobile Lander Platform for Low Gravity Bodies. 13th ECSSMET, Braunschweig, Germany, ESA SP-727, 2014
- [135] M. Lange, et al. MASCOT - A Lightweight Multi-Purpose Lander Platform. 12th ECSSMET, Noordwijk, The Netherlands, ESA SP-691 (July 2012)
- [136] E. Canalias, M. Deleuze, et al., Analysis of the Descent and Bouncing Trajectory of MASCOT on 1999JU3, IPPW2015-6105, International Planetary Probe Workshop, 2015, Cologne
- [137] L. Celotti, et al., MASCOT thermal subsystem design challenges and solution for contrasting

- requirements, 45th Intern'l Conf. on Environmental Systems, ICES-2015-83
- [138] J.T. Grundmann, J. Biele, R. Findlay, S. Fredon, et al., One Shot to an Asteroid – MASCOT and the Design of an Exclusively Primary Battery Powered Small Spacecraft in Hardware Design Examples and Operational Considerations, № 3051, Europ. Space Power Conf. 2014.
- [139] A. Herique, J. Biele, et al., FANTINA: Fathom Asteroids Now: Tomography and Imagery of a NEA - Payload For Marco Polo R CV3 / ESA mission. EGU General Assembly Conference Abstracts, p. 9633
- [140] VRmDC-8 PRO (color), VRmagic, 2009.
- [141] Techspec Fixed Focal Length Lens Specifications, Edmund Optics, 2015.
- [142] For Machine Vision H1214-M, 12 mm 1:1.4, Pentax Optics, 2003.
- [143] M. Hamm, et al., In-Situ Determination of Asteroid Thermal Inertia using the MASCOT Radiometer, IAA-PDC-17-03-P18, 5th IAA PDC, 2017, Tokyo, Japan
- [144] A.W. Harris, L. Drube, How to find Metal-Rich Asteroids, *ApJ*, 2014, 785, L4
- [145] Ostro, S.J., et al., 2006. Radar Imaging of Binary Near-Earth Asteroid (66391) 1999 KW4. *Science* 314, 1276–1280. doi:10.1126/science.1133622
- [146] P. C. Thomas, et al., Saturn's Mysterious Arc-Embedded Moons: Recycled Fluff?, 44th Lunar and Planetary Science Conference, 2013, #1598
- [147] D. Takir, V. Reddy, et al., Detection of Water and/or Hydroxyl on Asteroid (16) Psyche, 2016
- [148] Naidu, S.P. et al.. Goldstone radar images of near-Earth asteroids (469896) 2007 WV4, 2014 JO25, 2017 BQ6, and 2017 CS. AGU Fall Meeting, 2017 December, New Orleans. also: <http://nineplanets.org/news/2017-bq6/>
- [149] R.C. Boden, et al., Design of a Lander for In-Situ Investigation and Sample-Return from a Jupiter Trojan Asteroid on the Solar Power Sail Mission, 25th Workshop on JAXA Astrodynamics and Flight Mechanics, 2015, hayabusa.isas.jaxa.jp/kawalab/astro/abst/2015A_6_abstract.txt
- [150] S. Ulamec, R.C. Boden, et al., Lander Element for Jupiter Trojan Mission, in: Jupiter Trojan, 2016.
- [151] J.T. Grundmann, et al., From Sail to Soil – Getting Sailcraft Out of the Harbour on a Visit to One of Earth's Nearest Neighbours, IAA-PDC15-04-17, PDC 2015.
- [152] P.W. Chodas, S.R. Chesley, D.K. Yeomans, Impact Hazard Assessment for 2011 AG5, IAA-PDC13-03-11.
- [153] N. Sullo, A. Pelsoni, M. Ceriotti, From Low Thrust to Solar Sailing: A Homotopic Approach, 26th AAS/AIAA Space Flight Mechanics Meeting, Paper 16-426, 2016.
- [154] Sullo, N., Pelsoni, A. and Ceriotti, M., “Low-Thrust to Solar-Sail Trajectories: A Homotopic Approach”, *Journal of Guidance, Control, and Dynamics*, Vol. 40, No. 11, 2017, pp. 2796-2806. doi: 10.2514/1.G002552
- [155] PPSO solver, retrieved 16th April 2017 at uk.mathworks.com/matlabcentral/fileexchange/58895-ppso.
- [156] Pelsoni, A., Rao, A.V. and Ceriotti, M., “Automated Trajectory Optimizer for Solar Sailing (ATOSS)”, *Aerospace Science and Technology*, Vol. 72, 2018, pp. 465-475, doi: 10.1016/j.ast.2017.11.025;
- [157] Data: cneos.jpl.nasa.gov/pd/cs/pdc17/, 26APR2017.
- [158] V. Maiwald, About Combining Tisserand Graph Gravity-Assist Sequencing with Low-Thrust Trajectory Optimization. International Conf. on Astrodynamics Tools and Techniques, 2016, Darmstadt, Deutschland.
- [159] V. Maiwald, Initial Results of a New Method for Optimizing Low-Thrust Gravity-Assist Missions. International Symposium on Space Technology and Science, 3-9 Jun 2017, Matsuyama, Japan.
- [160] V. Maiwald, Applicability of Tisserand Criterion for Optimization of Gravity-Assist Sequences for Low-Thrust Missions. 66th IAC, 2015, Jerusalem, Israel
- [161] V. Maiwald, A New Method for Optimization of Low-Thrust Gravity-Assist Sequences. CEAS Space Journal. 2017, DOI: DOI 10.1007/s12567-017-0147-7
- [162] C. Lange, et al., Responsive Development of Optimized Small Spacecraft through Balanced Ad-hoc and Strategic Re-Use with Model-Based System Engineering for Planetary Defence, Science and Emerging Applications, IAA-PDC-17-05-P22, 5th PDC, 2017
- [163] M. Sznajder, J.T. Grundmann, T. Renger, Experimental Studies of Space Weathering Effects on Thin Membranes in Planetary Defence Applications and Asteroid Surface Materials by a Complex Irradiation Facility, IAA-PDC-17-05-P25, 5th IAA PDC, 2017, Tokyo, Japan
- [164] J.T. Grundmann, et al., Soil to Sail – Asteroid Landers on Near-Term Sailcraft as an Evolution of the GOSSAMER Small Spacecraft Solar Sail Concept for In-Situ Characterization, IAA-PDC-17-05-19, PDC 2017.
- [165] P. Michel, et al., Science case for the Asteroid Impact Mission (AIM): A component of the Asteroid Impact & Deflection Assessment (AIDA) mission, *Advances in Space Research* (57): 2529-2547 (2016).

- [166] A.F. Cheng, et al., Asteroid impact and deflection assessment mission, *Acta Astron.* 115: 262-269 (2015).
- [167] A.F. Cheng, P Michel, M. Jutzi, et al., Asteroid Impact & Deflection Assessment mission: Kinetic impactor. *Planetary and Space Science* 121 (2016), 27–35. doi:10.1016/j.pss.2015.12.004
- [168] A.F. Cheng, C.L.B. Reed, Asteroid Impact & Deflection Assessment: Double Asteroid Redirection Test, IAC-16-A3.4.10
- [169] A. Herique, et al., Radar Package for a Direct Observation of the Asteroid's Structure from Deep Interior to Regolith, IAA-PDC-17-05-P18, 5th IAA PDC 2017
- [170] A. Herique, V. Ciarletti, A Direct Observation of the Asteroid's Structure from Deep Interior to Regolith: Two Radars on the AIM Mission. 47th LPSC (2016).
- [171] A. Herique, et al., Direct Observations of Asteroid Interior and Regolith Structure: Science Measurement Requirements, *Adv. in Space Research*, 2018 (*submitted*)
- [172] S. Ulamec, J. Biele, J.T. Grundmann, J. Hendrikse, C. Krause, Relevance of PHILAE and MASCOT in-situ Investigations for Planetary Defense, IAA-PDC15-04-08.
- [173] T. Sprowitz, et al, Membrane Deployment Technology Development at DLR for Solar Sails and Large-Scale Photovoltaics, *accepted* for session 8.06, IEEE 2018.
- [174] J.T. Grundmann, W. Bauer, J. Biele, et al., Capabilities of GOSSAMER-1 derived Small Spacecraft Solar Sails carrying MASCOT-derived Nanolandings for In-Situ Surveying of NEAs, *Acta Astronautica – Special Issue: Planetary Defence*, 2018 (*submitted: under review*)
- [175] Dwayne A. Day, John M. Logsdon and Brian Latell (ed), *Eye in the Sky: The Story of the Corona Spy Satellites*, Smithsonian Institution Press, 1998, ISBN 1-56098-830-4
- [176] Curtis Peebles, *The Corona Project: America's First Spy Satellites*, Naval Institute Press (U.S.A.) / Airlife Publishing (UK), 1997, ISBN 1-55750-688-4
- [26] J. Biele, S. Ulamec, et al., The landing(s) of Philae and inferences about comet surface mechanical properties, *Science*, Vol.349, issue 6247, aaa9816-1 (2015).
- [177] NASA, Juno Mission to Jupiter, https://www.nasa.gov/pdf/316306main_JunoFactSheet_2009sm.pdf , also: JPL/NASA, Jupiter Orbit Insertion Press Kit Juno https://www.jpl.nasa.gov/news/press_kits/juno/pdf/juno-hires.pdf
- [178] K.-H. Glassmeier, H. Boehnhardt, D. Koschny, E. Kührt, I. Richter, The Rosetta Mission: Flying Towards the Origin of the Solar System, *Space Science Reviews* (2006), DOI: 10.1007/s11214-006-9140-8
- [179] G. Schwehm, ROSETTA – The comet rendezvous mission, ESA-SP-1179
- [180] Masahiro Umesato, Takakazu Okahashi, *Sailing Into Space – Two Men in a Race Against Time*, <http://www.nec.com/en/global/ad/cosmos/ikaros/>.
- [181] P. Seefeldt et al., Special Testing and Test Strategies for Unique Space Hardware Developments, IAC-18-C2.1.7
- [182] T. Sprowitz et al., GoSolAr – A Gossamer Solar Array Concept for High Power Spacecraft Applications using flexible thin-film Photovoltaics, IAC-18-F1.2.3
- [183] M. Sznajder, U. Geppert, M. Marć, Degradation of thin solar-sail membrane films under interplanetary medium, , #17011, 4th International Symposium on Solar Sailing, Kyoto, 2017
- [184] Peloni, A., Dachwald, B., Ceriotti, M., “Multiple Near-Earth Asteroid Rendezvous Mission: Solar-Sailing Options”, *Advances in Space Research*, 2017, doi: 10.1016/j.asr.2017.10.017.
- [185] A. Peloni, Solar-Sail Mission Design for Multiple Near-Earth Asteroid Rendezvous, Ph.D. thesis, School of Engineering, College of Science and Engineering, University of Glasgow, 06 March 2018, <http://theses.gla.ac.uk/8901/> (accessed 21MAR2018)
- [186] L. Johnson, J. Castillo-Rogez, J. Dervan, L. McNutt, Near Earth Asteroid (NEA) Scout, #17002, 4th International Symposium on Solar Sailing, Kyoto, 2017
- [187] T. Russel Lockett, A. Few, R. Wilson, Near Earth Asteroid Solar Sail Engineering Development Unit Test Program, #17054, 4th International Symposium on Solar Sailing, Kyoto, 2017
- [188] A. Heaton, N. Ahmad, K. Miller, Near Earth Asteroid Scout Solar Sail Thrust and Torque Model, #17055, 4th International Symposium on Solar Sailing, Kyoto, 2017
- [189] J. Orphee, B. Diederich, B. Stiltner, C. Becker, A. Heaton, Solar Sail Attitude Control System for the NASA Near Earth Asteroid Scout Mission, #17091, 4th International Symposium on Solar Sailing, Kyoto, 2017
- [190] O. Stohlman, E.Loper, T. Lockett, Temperature-Driven Shape Changes of the Near Earth Asteroid Scout Solar Sail, #17041, 4th International Symposium on Solar Sailing, Kyoto, 2017
- [191] J.M. Fernandez, G.K. Rose, O.R. Stohlman, C.J. Younger, G.D. Dean, J.E. Warren, J.H. Kang, R.G. Bryant, W.K. Wilkie, An Advanced Composites-Based Solar Sail System for

- Interplanetary Small Satellite Missions, AIAA Scitech 2018, Kissimmee, Florida, USA
- [192] J.M. Fernandez, G.K. Rose C.J. Younger, G.D. Dean, J.E. Warren, O.R. Stohlman, W.K. Wilkie, NASA's advanced solar sail propulsion system for low-cost deep space exploration and science missions that uses high performance rollable composite booms, #17067, 4th International Symposium on Solar Sailing, Kyoto, 2017
- [193] J.M. Fernandez, Advanced Deployable Shell-Based Composite Booms For Small Satellite Structural Applications Including Solar Sails, #17089, 4th International Symposium on Solar Sailing, Kyoto, 2017
- [194] robex-allianz.de/en/about-robex/demo-missions/, robex-allianz.de/en/about-robex/topic-2000-system-infrastructure/
- [195] I. Pelivan, L. Drube, E. Kührt, J. Helbert, J. Biele, M. Maibaum, B. Cozzoni, V. Lommatsch, Thermophysical modeling of Didymos' moon for the Asteroid Impact Mission, *Advances in Space Research*, Apr. 2017, vol. 59, pp.1936-1949, doi: 10.1016/j.asr.2016.12.041, <http://adsabs.harvard.edu/abs/2017AdSpR..59.1936P> ..
- [196] P. Pravec et al., Large Coherent Asteroid 2001 OE84, http://articles.adsabs.harvard.edu/cgi-bin/nph-iarticle_query?2002ESASP.500..743P&data_type=PDF_HIGH&whole_paper=YES&type=PRINTER&filetype=.pdf
- [197] David Polishook, Nicholas Moskovitz, Audrey Thirouin, Amanda Bosh, Stephen Levine, Carlos Zuluaga, Stephen Tegler, Oded Aharonson, The fast spin of near-Earth asteroid (455213) 2001 OE84, revisited after 14 years: constraints on internal structure, <https://arxiv.org/pdf/1707.01367.pdf>
- [198] A. Harris, NEA Population and Current Survey Status, Planetary Defense Conference 2017, Tokyo, Japan, IAA-PDC-17-02-01
- [199] Koji Wada, Matthias Grott, Patrick Michel, Kevin J. Walsh, Antonella M. Barucci, Jens Biele, Jürgen Blum, Carolyn M. Ernst, Bastian Gundlach, Axel Hagermann, Maximilian Hamm, Lucille Le Corre, Roy Lichtenheldt, Alessandro Maturilli, Scott Messenger, Hideaki Miyamoto, Stefano Mottola, Akiko M. Nakamura, Thomas Müller, Kazunori Ogawa, Tatsuaki Okada, Ernesto Palomba, Naoya Sakatani, Hiroki Senshu, Driss Takir, Micheal E. Zolensky, and International Regolith Science Group (IRSG) in Hayabusa2 project, Asteroid Ryugu Before the Hayabusa2 Encounter (in preparation)
- [200] <http://www.minorplanetcenter.net/iau/lists/NumberedMPs160001.html>, <http://scully.cfa.harvard.edu/cgi-bin/showcitation.cgi?num=162173> (09OCT2015)
- [201] J.-P. Bibring, V. Hamm, Y. Langevin, C. Pilorget, A. Arondel, M. Bouzit, M. Chaigneau, B. Crane, A. Darié, C. Evesque, J. Hansotte, V. Gardien, L. Gonnod, J.-C. Leclech, L. Meslier, T. Redon, C. Tamiatto, S. Tosti, N. Thoores, The MicrOmega investigation onboard Hayabusa2. *Space Sci. Rev.* 208, 401-412 (2017)
- [202] C. Pilorget, J.-P. Bibring, NIR reflectance hyperspectral microscopy for planetary science: Application to the MicrOmega instrument. *Planetary and Space Science*, 76(1):42{52, 2013. ISSN 00320633. doi: 10.1016/j.pss.2012.11.004.
- [203] C. Grimm, J. Hendrikse, C. Lange, J.T. Grundmann, C. Ziach, R. Findlay, T.-M. Ho, T. van Zoest, DLR MASCOT on HAYABUSA-II, A Mission That May Change Your Idea of Life! – AIV Challenges in a Fast Paced and High Performance Deep Space Project, submitted, sr104H00604H, ISTS 2013
- [204] C.D. Grimm, J.T. Grundmann, J. Hendrikse, N. Termtanasombat, Christian Ziach, Going Beyond the Possible, Going Beyond the “Standard” of Spacecraft Integration and Testing! – A Summary of the DLR Mascot AIV Activities within the Hayabusa2 Project from the First Unit Hardware Test to Final Check-out before Launch –, 30th ISTS 2015
- [205] Cordero, F. et al., MASCOT lander operational concept and its autonomy, general services and resource optimisation implementation in the on-board software, 14th International Conference on Space Operations, 2016, ISBN 9781624104268, 2016.
- [206] Biele, J., Kessler, L., Grimm, C. D., Schröder, S., Mierheim, O., Lange, M., & Ho, T. M. (2017). Experimental Determination of the Structural Coefficient of Restitution of a Bouncing Asteroid Lander. arXiv preprint arXiv:1705.00701.
- [207] Tardivel, S. C. V. (2014). The deployment of scientific packages to asteroid surfaces (Doctoral dissertation, University of Colorado at Boulder).
- [208] A. Braukhane, D. Quantius, V. Maiwald, O. Romberg, Statistics and Evaluation of 30+ Concurrent Engineering Studies at DLR. 5th International Workshop on System & Concurrent Engineering for Space Applications (SECESA), 17.-19. Oct. 2012, Lisbon, Portugal
- [209] R. Findlay, P. Spietz, J.F. Pedersen, S. Gerené, Concurrent engineering through the stages: AsteroidFinder (Phase B), SECESA 2010, 2072559
- [210] R. Findlay, A. Braukhane, D. Schubert, J.F. Pedersen, H. Müller, O. Essmann, Implementation of Concurrent Engineering to Phase B Space System Design, DLRK 2011 and CEAS Space Journal 2011

- [211] M. Thiel, J. Stöcker, C. Robe, N.I. Kömle, G. Kargl, O. Hillenmaier, P. Lell, The Rosetta Lander Anchoring System, 2003.
- [212] M. Hilchenbach, Simulation of the Landing of Rosetta Philae on Comet 67P/Churyumov-Gerasimenko, SIMPACK User Meeting, 2004, p. 25.
- [213] JAXA, Engineering Test Satellite VII "KIKU-7" (ETS-VII), <http://global.jaxa.jp/projects/sat/ets7/index.html> (accessed 24FEB2018)
- [214] Isao Kawano, Masaaki Mokuno, Hiroshi Horiguchi, Koichi Kibe, In-orbit demonstration of an unmanned automatic rendezvous and docking system by the Japanese engineering test satellite ETS-VII, <https://doi.org/10.2514/6.1994-3648>, AIAA-94-3648-CP, Guidance, Navigation, and Control Conference Scottsdale, AZ, U.S.A.
- [215] M. Oda, Rendezvous docking and space robot experiments on NASDA's ETS-VII satellite -An overview of the project and experiment results-, <https://pdfs.semanticscholar.org/b770/16385ec8b19cb4af7820eec316eec03cdf8.pdf> (accessed 24FEB2018)
- [216] Gibbings A, Bowles N, Snodgrass C, Sanchez J.P, Henning H, Braukhane A., A Deep Space Inventory Tour of the Main Asteroid Belt, IAC-16.A3.1.6x32749, 67th International Astronautical Congress (IAC), Guadalajara, Mexico, 26-30 September 2016.
- [217] J.P. Sánchez Cuartielles, A. Gibbings, C. Snodgrass, S. Green, N. Bowles, ASTEROID BELT MULTIPLE FLY-BY OPTIONS FOR M-CLASS MISSIONS, IAC-16.C1.5.7x33119, 67th International Astronautical Congress (IAC), Guadalajara, Mexico, 26-30 September 2016.
- [218] H. F. Levison, C. Olkin, K. S. Noll, S. Marchi, and the Lucy Team, LUCY: SURVEYING THE DIVERSITY OF THE TROJAN ASTEROIDS: THE FOSSILS OF PLANET FORMATION, Lunar and Planetary Science XLVIII (2017), #2025
- [219] J.Veverka, M.Belton, K.Klaasen, C.Chapman, Galileo's Encounter with 951 Gaspra: Overview, Icarus, Volume 107, Issue 1, January 1994, Pages 2-17, <https://doi.org/10.1006/icar.1994.1002>
- [220] P.E. Beyer, R.C. O'Connor, Galileo Early Cruise, Including Venus, First Earth, and Gaspra Encounters, TDA Progress Report 42-109, 1992, https://ipnpr.jpl.nasa.gov/progress_report/42-109/109T.PDF
- [221] NASA, Galileo Jupiter Arrival Press Kit, Dec. 1995, https://www.jpl.nasa.gov/news/press_kits/gllarpk.pdf
- [222] R.Schulz, H.Sierks, M.Küppers, A.Accomazzo, Rosetta fly-by at asteroid (21) Lutetia: An overview, Planetary and Space Science, Volume 66, Issue 1, June 2012, Pages 2-8, <https://doi.org/10.1016/j.pss.2011.11.013>
- [223] Duxbury, Thomas C.; Newburn, Ray L.; Acton, Charles H.; Carranza, Eric; McElrath, Timothy P.; Ryan, Robert E.; et al. (2004). "Asteroid 5535 Annefrank size, shape, and orientation: Stardust first results". Journal of Geophysical Research. doi:10.1029/2003JE002108
- [224] M. Henderson, Deep Impact – A Review of the World's Pioneering Hypervelocity Impact Mission, 13th Hypervelocity Impact Symposium 2015, session 11, #22
- [225] PIA02449: Masursky, <https://photojournal.jpl.nasa.gov/catalog/PIA02449>
- [226] A. Peloni, A.V. Rao, M. Ceriotti, ATOSS: Automated Trajectory Optimiser for Solar Sailing, Fourth European Optimisation in Space Engineering (OSE) Workshop, 2017.
- [227] Drube, Line & W. Harris, Alan & Engel, Kilian & Falke, Albert & Johann, Ulrich & Ettl, Siegfried & Cano, Juan & Martín Ávila, Javier & Schwartz, Stephen & Michel, Patrick. (2016). The NEOTwIST mission (Near-Earth Object Transfer of angular momentum spin test). Acta Astronautica. 127. 10.1016/j.actaastro.2016.05.009.
- [228] Ettl, Siegfried & Hestroffer, D & Cano, Juan & Martín Ávila, Javier & Drube, Line & W. Harris, Alan & Falke, Albert & Johann, Ulrich & Engel, Kilian & Schwartz, Stephen & Michel, Patrick. (2016). Dealing with Uncertainties in Asteroid Deflection Demonstration Missions: NEOTwIST. Proceedings of the International Astronomical Union. 10. 10.1017/S1743921315008698.,
- [229] A Engel, Kilian & Pugliatti, Mattia & Ettl, Siegfried & Hestroffer, D & Falke, Albert & Johann, Ulrich & Harris, Alan & Drube, Line & Cano, Juan. (2016). NEOTwIST -An Asteroid Impactor Mission Featuring Sub-spacecraft for Enhanced Mission Capability, IAC-16,B4,8,7,x34163, 67th International Astronautical Congress (IAC), Guadalajara, Mexico, 26-30 September 2016
- [230] Weisenberger, Steffen & Drube, Line & Montenegro, Sergio. (2016). Instrumentation for an asteroid kinetic-impactor demonstration mission, Final Stardust Conference, 31st Oct - 4th Nov 2016, ESA-ESTEC, The Netherlands
- [231] eoPortal Directory, LPF (LISA Pathfinder) Mission, <https://directory.eoportal.org/web/eoportal/satellite-missions/l/lisa-pathfinder> (accessed 23FEB2018)
- [232] N. V. Meyer, "Basics of the Solar Wind", Cambridge University Press, 2007.
- [233] Tardivel, S., Michel, P., & Scheeres, D. J. (2013). Deployment of a lander on the binary asteroid (175706) 1996 FG3, potential target of the european

- MarcoPolo-R sample return mission. *Acta Astronautica*, 89, 60-70.
- [234] Tardivel, S., Scheeres, D. J., & Michel, P. (2014). High-altitude deployment of landers to asteroid surfaces using natural manifolds. In 24th AAS/AIAA Space Flight Mechanics Meeting (No. 14-355).
- [235] Tardivel, S., & Scheeres, D. J. (2014). Accurate Deployment of Landers to dynamically challenging asteroid. In 24th AAS/AIAA Space Flight Mechanics Meeting (No. 15-424).
- [236] Tardivel, S., Scheeres, D. J., Michel, P., Van wal, S., & Sánchez, P. (2014). Contact motion on surface of asteroid. *Journal of Spacecraft and Rockets*, 51(6), 1857-1871.
- [237] Olkin, Catherine B.; Reuter, D.; Lunsford, A.; Binzel, R. P.; Stern, S. A., The New Horizons Distant Flyby of Asteroid 2002 JF56, <http://adsabs.harvard.edu/abs/2006DPS....38.5922O>
- [238] V. Maiwald, E. Marchand, SESAME Opens: A Precursor to Human Asteroid Missions, IAC-13-D2.8.9, 64th International Astronautical Congress, Beijing, China.
- [239] T.-M. Ho et al., MASCOT: Latest News of Landing on (162173) Ryugu, IAC-18-F1.2.3
- [240] Tom Spröwitz, Patric Seefeldt, Peter Spietz, Rico Jahnke, Jan Thimo Grundmann, Eugen Mikulz, Thomas Renger, Siebo Reershemius, Kaname Sasaki, Maciej Sznajder, Norbert Tóth, Membrane Deployment Technology Development at DLR for Solar Sails and Large-Scale Photovoltaics, 8.0618, ID:2867, IEEE Aerospace Conference 2018 (*accepted*).