

Department SERH

1986-04-14

REPORT 86.88 (APS 5)

Pr.nr. 505.0720

Subject: Application of decision criteria
based on "Adequate peaks" for
identification of anabolics
in real samples.

Verzendlijst: directeur, directie VKA, sektorhoofd PK, sektorhoofd PV,
Coörd. Vee en Vlees, afd. SERH (3x), projektleider, pro-
jektbeheer, bibliotheek (1x), afd. OCON, CL-RVV, circu-
latie.

STATE INSTITUTE FOR QUALITY CONTROL OF AGRICULTURAL PRODUCTS (RIKILT)
Wageningen, The Netherlands

Department of Spectroscopy/Electrochemistry/Radio activity and Hormones

1986-04-14

REPORT 86.88 (APS 5)

Pr.nr. 505.0720

Project: Development of spectroscopic methods of analysis.

Subject: Application of decision criteria based on "Adequate peaks"
for identification of anabolics in real samples.
(APS series, part 5).

Preceding reports: 86.47 (APS 1), 86.48 (APS 2), 86.49 (APS 3) and
86.87 (APS 4).

Aim

Demonstration of the applicability of a new approach for identification of chemical compounds in real samples by infrared spectroscopy.

Summary

Infrared spectra of real samples suspected to contain anabolics were made, using a Bruker IFS-85 FTIR spectrometer and a Barnes diffuse reflection attachment.

Identification of compounds is performed with the help of so-called "Adequate Peaks Tables". Therefore a library of adequate peak table files of anabolics and related compounds was set up (see APS 3, RIKILT Report 86.49). The selection of the adequate peaks is carried out according to objective criteria (see APS 2, RIKILT Report 86.48). The presence of a compound in a sample is proved by searching to what extent the adequate peaks of that compound are present in the spectrum of the sample. This search is also carried out according to objective criteria.

The method is applied to a number of injection solutions (cases 1-6) or implantation sites found in cows, and suspected to be application sites of anabolics (cases 7-18).

However, the method is not restricted to this kind of compounds and samples.

Conclusion

The method described offers a new and efficient approach for unambiguous identification of chemical compounds in real samples, by objective, digitalized criteria.

Responsible : Dr W.G. de Ruig
Collaborators : Dr W.G. de Ruig, J.M. Weseman, H.J. Korbee, CL-RVV
Project leader: J.M. Weseman

R

J.M. Weseman

1. CASES 1-6

Six samples of solutions, suspected to be injection solutions for illegal administration of anabolics for cattle, have been analysed. By a method consisting of extraction, HPLC separation and purification, followed by bi-dimensional HPTLC separation, purification and detection, the presence of medroxyprogesterone acetate (MPA) was detected.

This had to be confirmed by infrared spectrometry.

Procedure

0.5 ml of injection solution was mixed with 5 ml of hexane. The analyte was extracted 5 times with 1 ml of acetonitrile. The collected acetonitrile extracts were evaporated to dryness under a stream of nitrogen. The residue was dissolved in 400 μ l methanol/water (60:40 v/v), filtered over a membrane filter and chromatographed by HPLC.

Chromatographic conditions

The HPLC-column, Hypersil ODS with the length of 15 cm and a diameter of 4.5 mm, was used for cleaning the extract.

Gradient-elution was used.

Injection volume

The fraction with retention time characteristic for medroxyprogesterone acetate, as determined by a medroxyprogesterone acetate reference solution, was collected and evaporated to dryness under a nitrogen stream.

IR procedure

The residue is redissolved in some methanol and transferred into a few milligrams of potassium bromide. After drying, the mixture is ground and transferred into a sample microcup of the Barnes diffuse reflection apparatus.

Infrared conditions

Bruker IFS-85 Fourier Transform Infrared Spectrometer.

Barnes diffuse reflection attachment.

Resolution: 2 cm^{-1} .

Number of scans: 100.

Reference spectrum: KBr under the same recording conditions.

The "double beam" spectrum was corrected for water vapour.

No background correction was performed.

The sample spectra (case 1-6) and the reference spectrum of medroxyprogesterone acetate are presented in the Annex.

Results

IR investigation, using the "Adequate Peak Search", confirmed the presence of medroxyprogesterone acetate in all cases, see Table 1. The complete search data, from which Table 1 is taken, are reported in the Annex. In the listings the best score is indicated by --● and the second best score by --●●.

The presence of MPA is confirmed in all cases.

Table 1. Score list of the Adequate Peaks Search for 6 samples of injection solutions.

Case	Filename	Best score = MPA	Second best score
1	MON 42073	100	45
2	MON 42093	90	37
3	MON 42095	100	42
4	MON 42096	100	40
5	MON 42097	100	42
6	MON 42098	100	40

2. CASES 7-15

In the slaughter-house administration sites were found in the neck musculature of 9 cows. Implants, consisting of small tablets, proved to be present.

The samples were investigated by IR, and confirmation of the presence of anabolics, using the criteria based upon adequate peaks, was performed.

Procedure

One tablet was isolated out of the site of implantation. It was cleaned by rinsing with hexane. Then the tablet was ground and extracted with diethylether.

The ether was evaporated, and the residue was redissolved in methanol/water (60/40 V/V). A part of the solution was chromatographed by HPLC, and a fraction in which the anabolic esters are expected, was isolated. After evaporation of the solvent, the residue was dissolved in 100 µl methanol and transferred into a few milligrams of potassium bromide. The methanol was evaporated and the mixture was ground and then transferred into a sample cup of the Barnes diffuse reflection attachment. An infrared spectrum was recorded as described for cases 1-6. The spectra of the 9 samples were investigated using the "Adequate Peaks Search" method. The spectra and the search reports are presented in the Annex. Again, in these listings the best score is marked by --●, and the second best score by --●●.

Results

In Table 2 some data from the Adequate Peaks Search data, relevant here, are collected.

A first screening test by HPLC/HPTLC had given the impression that medroxyprogesterone acetate (MPA) was present. This was, however, not confirmed by IR. Neither did related compounds as megestrol acetate (MGA) and melengestrol acetate (MGLA).

Further HPLC/HPTLC analysis pointed out that trenbolone acetate (TBA) should be present. IR investigation, using the "Adequate Peaks Search", confirmed this conclusion in all cases, see Table 2.

For all samples the presence of TBA was also confirmed by GC-MS.

Table 2. Score list of the Adequate Peaks Search for 10 samples of implanted tablets.

Case	Filename	Score TBA	Second score	Score MPA	Score MGA	Score MGLA
7	MON 42123	80	30	0	9	21
8	MON 42124	90	28	0	9	26
9	MON 42125	70	27	0	9	21
10	MON 42126	100	38	18	18	30
11	MON 42127	70	33	9	13	13
12	MON 42128	80	28	9	9	26
13	MON 42129	80	26	0	9	26
14	MON 42130	50	42	9	13	21
15	MON 42144	80	30	9	9	8

The infrared spectra of the samples (case 7-15) and the reference spectra of MPA, MGA, MGLA and TBA are presented in the complete Adequate Peaks Searches.

3. CASES 16-18

Three samples of meat, suspected to be administration sites of illegal anabolics, were sampled by the veterinarian authorities. From the samples the suspected administration sites were isolated and analysed by a standard procedure, based upon HPLC separation and UV detection, followed by HPTLC separation and detection of relevant fractions. The results were as follows.

Case 16: dienestrol (DE) positive

Case 17: estriol (E3) positive

Case 18: methyl testosterone (MT) positive

The remaining extracts were used for FTIR investigation.

Procedure IR investigations

Case 16. The residue of the meat extract was dissolved in 2 ml methanol. 2 mg of hexane was added to extract fats; this procedure was repeated twice. The methanol phase was evaporated and redissolved in 100 µl methanol. The solution was powdered with 5 mg of KBr. The mixture was transferred to a Barnes diffuse reflection sample microcup, and a DRIFT spectrum was scanned with 2000 scans.

Case 17 and 18. The residues of the HPLC fractions were dissolved in 100 µl methanol, powdered with 5 mg of KBr and a DRIFT spectrum with 1000 scans was recorded (spectrum 17 and 18).

In the spectra matrix interferences were quite obvious.

Results

The Adequate Peaks Searches were applied on the spectrum obtained; the results are collected in Table 3.

Table 3. Score list of the Adequate Peaks Search for 3 samples of administration sites.

Case	Conditions	Filename	Score
16	2000 scans	MON42156	DE: 76
17	1000 scans	MON42181	E3: 10
18	1000 scans	MON42182	MT: 75

In case 16 the presence of dienestrol is confirmed.

In case 17 the amount of estriol, if present, is too less for confirmation.

In case 18 the presence of methyl testosterone is confirmed.

4. CONCLUSION

The Adequate Peaks Search offers a reliable method for unambiguous confirmation of the presence of anabolics.

False positive results are excluded to the highest possible degree.

The method does not judge about the absence of an analyte.

In case of the presence of implanted tablets (case 7-15), infrared spectroscopy offers the easiest and quickest method of analyses. In less than half an hour a complete confirmation analysis can be performed.

()

()

1

CASE 01

SAMPLE FILE : MON42073
 SAMPLE TECHNIQUE : DIFFUSE REFLECTION
 NUMBER OF SCANS : 100

ADED. PEAK TABLE: MON42073.AFKL

SENSITIVITY ORIGINAL PEAK TABLE : 100			
91	PEAKS.		
NO.	WAVE-NO.	REL. INTENSITY	WIDTH CM-1
1	1792.736	29	107
2	1772.484	32	36
3	1761.876	35	25
4	1731.981	100	20
5	1717.516	66	33
6	1700.158	53	24
7	1674.120	95	22
8	1653.869	56	10
9	1648.082	50	44
10	1635.546	50	19
11	1623.974	44	33
12	1617.223	47	12
13	1607.579	60	21
14	1576.720	43	14
15	1569.970	41	14
16	1560.326	41	14
17	1554.540	35	14
18	1540.075	35	33
19	1534.289	34	23
20	1525.609	34	57
21	1521.752	35	17
22	1517.894	35	26
23	1507.287	38	21
24	1496.679	37	45
25	1489.928	38	33
26	1472.570	48	37
27	1457.140	54	69
28	1449.425	53	52
29	1436.889	52	47
30	1433.996	51	48
31	1419.530	50	29
32	1412.780	50	42
33	1383.849	67	27
34	1374.206	61	54
35	1364.562	70	58
36	1331.774	48	31
37	1321.166	44	54
38	1308.629	48	63
39	1299.950	52	20
40	1272.948	68	20
41	1261.376	86	23
42	1253.661	82	23
43	1234.374	52	46
44	1211.230	44	25
45	1186.156	50	36
46	1178.442	46	29
47	1160.119	38	47
48	1151.440	42	17
49	1135.048	43	72
50	1119.616	50	41
51	1080.077	51	47
52	1055.969	50	40
53	1022.216	48	45
54	1008.715	45	25
55	964.355	57	38
56	947.961	43	41
57	940.246	46	23
58	917.101	43	61
59	903.600	41	49
60	896.850	40	33
61	897.206	45	28
62	871.777	55	25
63	851.525	42	34
64	838.989	42	111
65	835.131	40	162
66	807.165	38	32
67	803.308	37	37
68	785.949	38	21
69	778.234	39	37
70	764.733	37	31
71	760.876	37	33
72	751.232	37	48
73	738.696	43	20
74	729.052	37	33
75	697.229	50	51
76	693.371	48	17
77	679.870	43	64
78	673.120	41	25
79	667.334	41	27
80	658.654	41	49
81	652.868	41	24
82	647.082	42	57
83	637.439	43	81
84	615.258	55	18
85	597.900	49	91
86	590.185	51	47
87	583.435	49	25
88	559.326	44	132
89	550.647	46	17
90	546.076	46	77

NAME OF SAMPLE FILE : MON42073
 LIBRARY NAME : HORLIB
 CLASSIFICATION NUMBER : 0

"RIKILT" ADEQUATE PEAKS SEARCH REPORT

SEARCH IS PERFORMED ON FILE: MON42073.APKL

SCORE	ADQ.P.	FILE	COMPOUND
29	27	HOR42006.APKL	ESTRADIOL-17B
16	24	HOR42007.APKL	ESTRADIOL-17A
40	15	HOR42008.APKL	ESTRADIOL-17B-ACETATE
15	13	HOR42011.APKL	ESTRADIOL-17B-DIACETATE
15	20	HOR42056.APKL	ESTRADIOL-17B-PROPIONATE
38	21	HOR42012.APKL	ESTRADIOL-17B-DIPROPIONATE
14	21	HOR42010.APKL	ESTRADIOL-17B-3-SULPHATE
11	18	HOR42009.APKL	ESTRADIOL-17B-3-BENZOATE
26	23	HOR42013.APKL	ESTRADIOL-17B-3-METHYLETHER
31	32	HOR42016.APKL	ETHINYLESTRADIOL
20	30	HOR42031.APKL	MESTRANOL
14	14	HOR42015.APKL	ESTRONE
35	28	HOR42014.APKL	ESTRIOL
11	18	HOR42020.APKL	TESTOSTERONE-17B
14	7	HOR42101.APKL	TESTOSTERONE-17A
42	14	HOR42029.APKL	TESTOSTERONE-ACETATE
33	12	HOR42028.APKL	TESTOSTERONE-PROPIONATE
41	17	HOR42071.APKL	TESTOSTERONE-ISOCAPROATE
7	13	HOR42070.APKL	TESTOSTERONE-DECANOATE
25	12	HOR42073.APKL	TESTOSTERONE-UNDECANOATE
5	17	HOR42072.APKL	TESTOSTERONE-PHENPROPIONATE
35	17	HOR42033.APKL	TESTOSTERONE-BENZOATE
33	12	HOR42022.APKL	METHYLTESTOSTERONE-17B,4D
25	16	HOR42049.APKL	METHYLTESTOSTERONE-17B,4-11D
13	15	HOR42054.APKL	EQUILIN
7	13	HOR42055.APKL	EQUILENIN
15	13	HOR42021.APKL	NORTESTOSTERONE
22	9	HOR42100.APKL	NORTESTOSTERONE-17A
7	13	HOR42053.APKL	NORTESTOSTERONE-PROPIONATE
30	10	HOR42039.APKL	NORTESTOSTERONE-DECANOATE
15	13	HOR42034.APKL	NORTESTOSTERONE-LAURATE
37	16	HOR42040.APKL	NORTESTOSTERONE-PHENPROPIONATE
20	15	HOR42032.APKL	ETHISTERONE
20	15	HOR42023.APKL	TRENBOLONE-17B
45	22	HOR42024.APKL	TRENBOLONE-17A
20	10	HOR42102.APKL	TRENBOLONE-17B-ACETATE
28	14	HOR42017.APKL	PROGESTERONE
41	12	HOR42018.APKL	MEDROXY-PROGESTERONE
100	11	HOR42019.APKL	MEDROXYPROGESTERONE-ACETATE
18	22	HOR42030.APKL	MEGESTROL-ACETATE
13	23	HOR42103.APKL	MELENGESTROL-ACETATE
17	17	HOR42003.APKL	DIENESTROL
16	18	HOR42001.APKL	DIETHYL-STILBESTROL
20	15	HOR42002.APKL	HEXESTROL
10	10	HOR42005.APKL	DIENESTROL-DIACETATE
20	10	HOR42004.APKL	DES-DIPROPIONATE
7	14	HOR42025.APKL	ZERANOL
38	13	HOR42026.APKL	CORTICOSTERONE
0	13	HOR42027.APKL	HYDROCORTISONE

SCORE = PERCENTAGE OF ADEQUATE PEAKS FOUND IN SAMPLE PEAK TABLE
 ADQ.P. = NUMBER OF ADEQUATE PEAKS IN REFERENCE SPECTRUM

"RIKILT" ADEQUATE PEAKS SEARCH REPORT

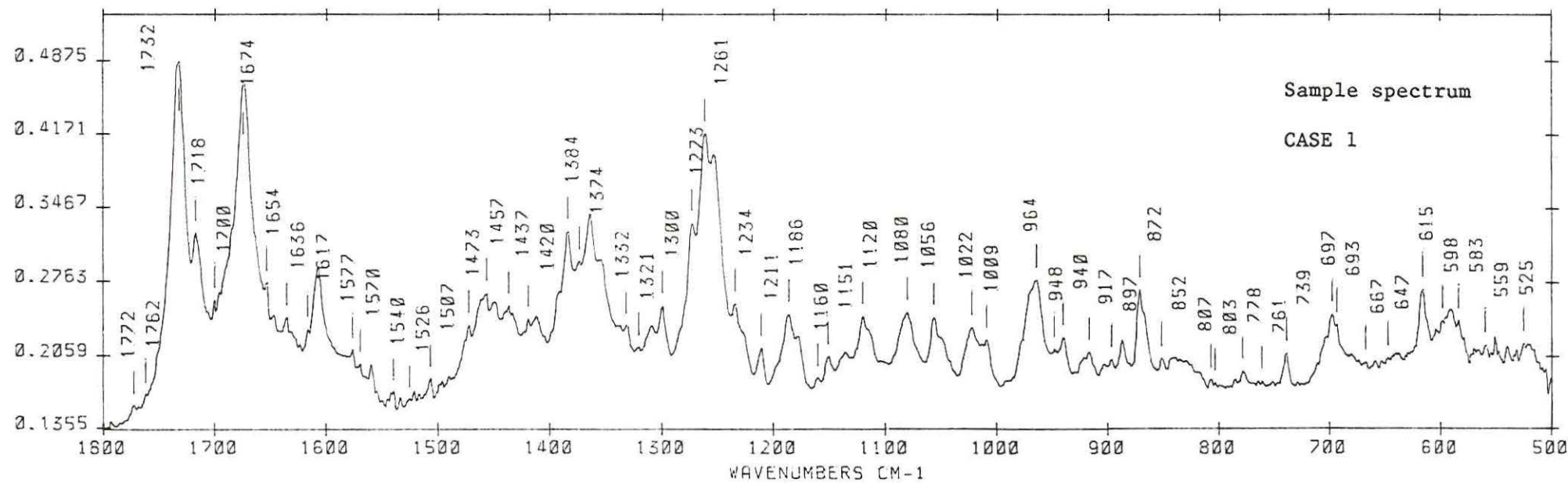
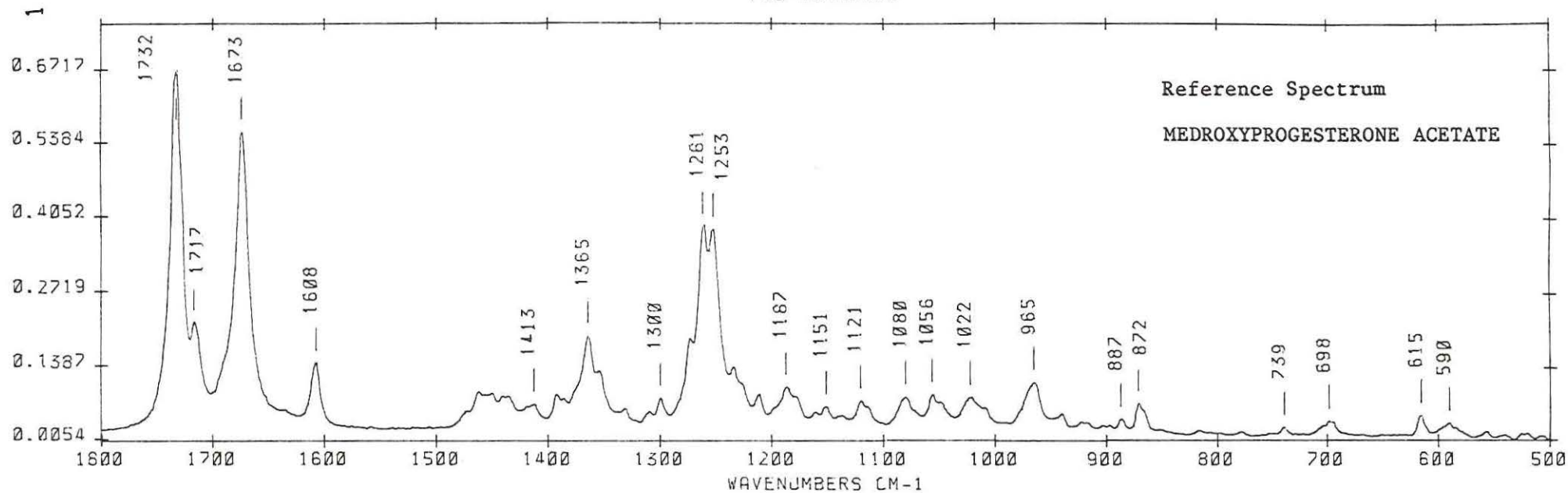
ADEQUATE PEAKS OF REFERENCE FILE:

HOR42019.APKL MEDROXYPROGESTERONE-ACETATE
FOUND IN PEAK TABLE OF SAMPLE MON42073.APKL

REF	SAMP
1731.977	1731.981
1716.547	1717.516
1673.151	1674.120
1607.574	1607.579
1364.556	1364.562
1261.370	1261.376
1252.691	1253.661
1187.115	1186.156
1080.071	1080.077
1055.962	1055.969
965.312	964.355

NUMBER OF MATCHES : 11
NUMBER OF PEAKS IN REF TABLE : 11
SCORE (% OF MATCHES): 100

Conclusion: presence of medroxyprogesterone acetate confirmed



CASE 02
 SAMPLE FILE : MON42093
 SAMPLE TECHNIQUE : DIFFUSE REFLECTION
 NUMBER OF SCANS : 100

ADEC. PEAK TABLE: MON42093.APKL

SENSITIVITY ORIGINAL PEAK TABLE : 100

83	NO.	WAVE-NO.	REL. INTENSITY	WIDTH CM-1
	1	510.142	3	10
	2	520.750	8	13
	3	540.037	4	7
	4	557.396	9	9
	5	567.039	7	6
	6	590.184	22	14
	7	616.221	27	7
	8	641.295	4	14
	9	651.903	2	7
	10	658.653	2	4
	11	662.510	1	8
	12	678.905	3	12
	13	698.192	21	14
	14	721.336	2	12
	15	727.122	2	5
	16	739.659	14	5
	17	751.231	3	6
	18	767.625	0	1
	19	778.233	7	6
	20	807.164	5	13
	21	817.772	6	6
	22	842.845	6	6
	23	851.524	8	13
	24	871.776	36	12
	25	887.205	22	11
	26	896.849	18	11
	27	903.599	15	12
	28	917.100	20	11
	29	922.887	18	10
	30	929.637	14	48
	31	940.245	25	10
	32	946.995	20	39
	33	965.318	41	23
	34	989.427	14	48
	35	1008.714	28	13
	36	1022.215	33	26
	37	1048.253	30	20
	38	1055.968	36	14
	39	1079.112	35	19
	40	1114.793	30	16
	41	1119.615	32	15
	42	1136.973	22	31
	43	1151.439	28	15
	44	1160.118	23	17
	45	1177.476	33	14
	46	1186.156	38	19
	47	1211.229	33	13
	48	1234.373	43	34
	49	1254.625	79	22
	50	1261.375	83	17
	51	1272.948	58	15
	52	1299.950	34	10
	53	1309.593	24	15
	54	1321.165	16	24
	55	1331.773	26	12
	56	1337.559	23	42
	57	1354.918	42	17
	58	1364.561	55	15
	59	1384.813	31	20
	60	1392.528	32	14
	61	1412.779	28	19
	62	1433.995	31	14
	63	1440.746	30	17
	64	1450.389	33	22
	65	1461.961	33	29
	66	1498.607	7	38
	67	1516.930	7	51
	68	1522.716	6	24
	69	1532.359	6	17
	70	1537.181	6	10
	71	1552.611	6	66
	72	1556.468	7	11
	73	1559.361	7	21
	74	1562.254	7	9
	75	1573.827	8	41
	76	1607.579	44	13
	77	1637.474	18	37
	78	1650.975	22	26
	79	1674.120	90	20
	80	1702.086	29	92
	81	1716.551	51	18
	82	1731.981	100	17
	83	1774.413	9	37

NAME OF SAMPLE FILE : MON42093
 LIBRARY NAME : HORLIB
 CLASSIFICATION NUMBER : 0

"RIKILT" ADEQUATE PEAKS SEARCH REPORT

SEARCH IS PERFORMED ON FILE: MON42093.APKL

SCORE	ADQ.P.	FILE	COMPOUND
29	27	HOR42006.APKL	ESTRADIOL-17B
12	24	HOR42007.APKL	ESTRADIOL-17A
33	15	HOR42008.APKL	ESTRADIOL-17B-ACETATE
23	13	HOR42011.APKL	ESTRADIOL-17B-DIACETATE
20	20	HOR42056.APKL	ESTRADIOL-17B-PROPIONATE
33	21	HOR42012.APKL	ESTRADIOL-17B-DIPROPIONATE
19	21	HOR42010.APKL	ESTRADIOL-17B-3-SULPHATE
16	18	HOR42009.APKL	ESTRADIOL-17B-3-BENZOATE
17	23	HOR42013.APKL	ESTRADIOL-17B-3-METHYLETHER
28	32	HOR42016.APKL	ETHINYLESTRADIOL
20	30	HOR42031.APKL	MESTRANOL
21	14	HOR42015.APKL	ESTRONE
35	28	HOR42014.APKL	ESTRIOL
16	18	HOR42020.APKL	TESTOSTERONE-17B
0	7	HOR42101.APKL	TESTOSTERONE-17A
35	14	HOR42029.APKL	TESTOSTERONE-ACETATE
33	12	HOR42028.APKL	TESTOSTERONE-PROPIONATE
35	17	HOR42071.APKL	TESTOSTERONE-ISOCAPROATE
7	13	HOR42070.APKL	TESTOSTERONE-DECANOATE
16	12	HOR42073.APKL	TESTOSTERONE-UNDECANOATE
11	17	HOR42072.APKL	TESTOSTERONE-PHENPROPIONATE
29	17	HOR42033.APKL	TESTOSTERONE-BENZOATE
25	12	HOR42022.APKL	METHYLTESTOSTERONE-17B, 4D
25	16	HOR42049.APKL	METHYLTESTOSTERONE-17B, 4-11D
20	15	HOR42054.APKL	EQUILIN
15	13	HOR42055.APKL	EQUILENIN
15	13	HOR42021.APKL	NORTESTOSTERONE
11	9	HOR42100.APKL	NORTESTOSTERONE-17A
7	13	HOR42053.APKL	NORTESTOSTERONE-PROPIONATE
30	10	HOR42039.APKL	NORTESTOSTERONE-DECANOATE
7	13	HOR42034.APKL	NORTESTOSTERONE-LAURATE
37	16	HOR42040.APKL	NORTESTOSTERONE-PHENPROPIONATE
13	15	HOR42032.APKL	ETHISTERONE
6	15	HOR42023.APKL	TRENBOLONE-17B
36	22	HOR42024.APKL	TRENBOLONE-17A
20	10	HOR42102.APKL	TRENBOLONE-17B-ACETATE
21	14	HOR42017.APKL	PROGESTERONE
25	12	HOR42018.APKL	MEDROXY-PROGESTERONE
90	11	HOR42019.APKL	MEDROXYPROGESTERONE-ACETATE
13	22	HOR42030.APKL	MEGESTROL-ACETATE
13	23	HOR42103.APKL	MELENGESTROL-ACETATE
17	17	HOR42003.APKL	DIENESTROL
33	18	HOR42001.APKL	DIETHYL-STILBESTROL
20	15	HOR42002.APKL	HEXESTROL
10	10	HOR42005.APKL	DIENESTROL-DIACETATE
10	10	HOR42004.APKL	DES-DIPROPIONATE
14	14	HOR42025.APKL	ZERANOL
23	13	HOR42026.APKL	CORTICOSTERONE
15	13	HOR42027.APKL	HYDROCORTISONE

SCORE = PERCENTAGE OF ADEQUATE PEAKS FOUND IN SAMPLE PEAK TABLE
 ADQ.P. = NUMBER OF ADEQUATE PEAKS IN REFERENCE SPECTRUM

"RIKILT" ADEQUATE PEAKS SEARCH REPORT

ADEQUATE PEAKS OF REFERENCE FILE:

HOR42019.APKL MEDROXYPROGESTERONE-ACETATE
FOUND IN PEAK TABLE OF SAMPLE NON42093.APKL

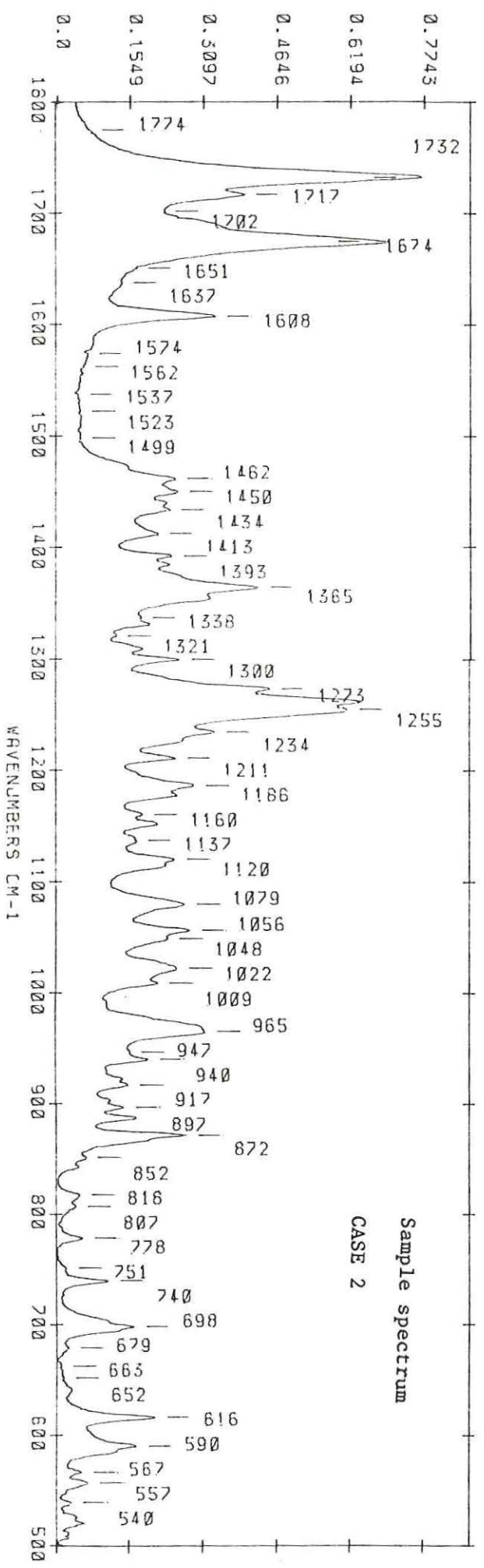
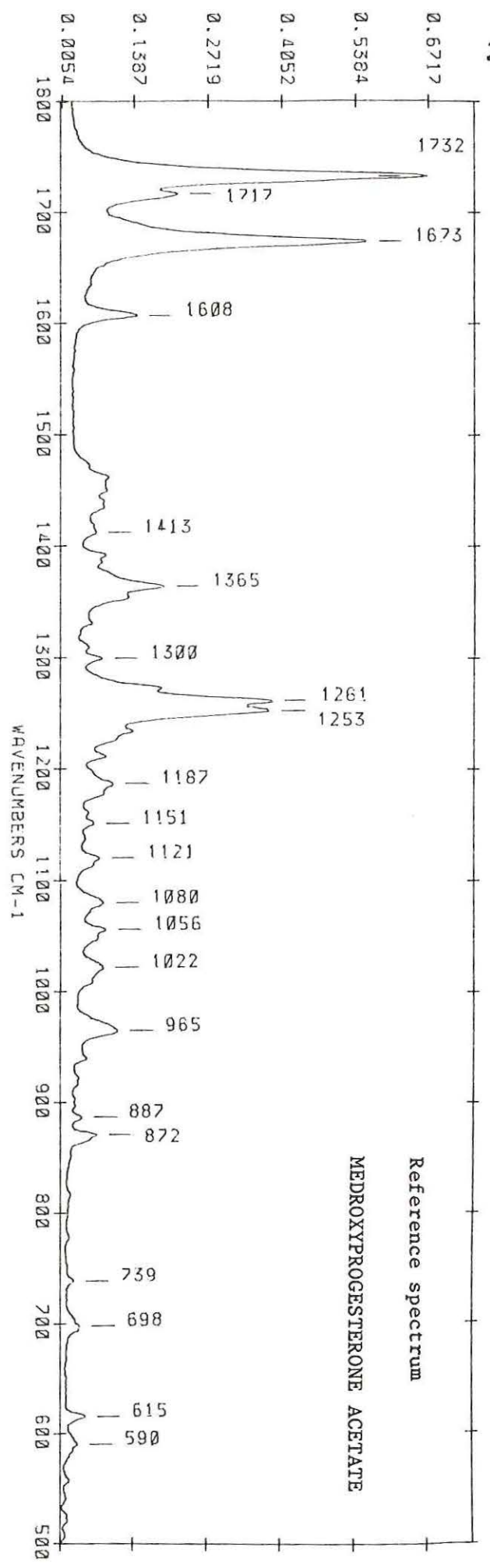
REF	SAMP
965.312	965.318
1055.962	1055.968
1080.071	1079.112
1187.115	1186.156
1261.370	1261.375
1364.556	1364.561
1607.574	1607.579
1673.151	1674.120
1716.547	1716.551
1731.977	1731.981

NUMBER OF MATCHES : 10
NUMBER OF PEAKS IN REF TABLE : 11
SCORE (% OF MATCHES): 90

Mismatch

REF	SAMPLE
1253	peak present at 1255 cm^{-1}

Conclusion: presence of medroxyprogesterone acetate confirmed



FLS-MON42093

CASE 03
 SAMPLE FILE : MON42095
 SAMPLE TECHNIQUE : DIFFUSE REFLECTION
 NUMBER OF SCANS : 100

ADDED. PEAK TABLE: MON42095.APKL
 SENSITIVITY ORIGINAL PEAK TABLE : 100
 78 PEAKS.

NO.	WAVE-NO.	REL. INTENSITY	WIDTH CM-1
1	509.178	4	4
2	512.071	3	4
3	519.786	9	7
4	526.536	7	4
5	539.073	5	5
6	556.431	10	7
7	567.039	7	7
8	590.184	26	14
9	616.221	30	8
10	640.330	5	9
11	652.867	1	9
12	658.653	2	14
13	678.905	4	8
14	698.192	25	15
15	739.659	18	5
16	751.231	4	6
17	761.839	0	2
18	778.233	9	6
19	807.164	7	14
20	817.772	7	8
21	842.845	8	7
22	851.524	11	14
23	871.776	39	14
24	887.205	26	9
25	896.849	21	12
26	902.635	17	15
27	917.100	23	11
28	922.887	21	10
29	940.245	29	11
30	946.031	24	54
31	966.283	45	26
32	990.391	16	31
33	1008.714	30	13
34	1022.215	35	29
35	1049.217	32	24
36	1055.968	38	14
37	1079.112	37	18
38	1113.829	30	12
39	1119.615	32	14
40	1136.973	21	31
41	1151.439	29	14
42	1160.118	25	17
43	1178.441	35	17
44	1186.156	41	19
45	1211.229	36	14
46	1234.373	47	36
47	1253.661	81	20
48	1261.375	84	17
49	1272.948	61	17
50	1299.950	37	10
51	1309.593	27	15
52	1322.130	19	20
53	1331.773	29	13
54	1337.559	26	46
55	1354.918	45	17
56	1364.561	58	17
57	1384.813	33	17
58	1392.528	35	14
59	1412.779	30	20
60	1433.995	34	14
61	1439.781	33	31
62	1450.389	36	21
63	1461.961	36	31
64	1497.643	9	71
65	1509.215	9	37
66	1514.037	9	56
67	1518.858	9	15
68	1522.716	9	75
69	1543.932	7	98
70	1551.646	7	41
71	1556.468	8	19
72	1559.361	8	56
73	1574.791	9	67
74	1607.579	46	14
75	1637.474	20	39
76	1674.120	90	21
77	1716.551	55	19
78	1731.981	100	17

NAME OF SAMPLE FILE : MON42095
 LIBRARY NAME : HORLIB
 CLASSIFICATION NUMBER : 0

"RIKILT" ADEQUATE PEAKS SEARCH REPORT

SEARCH IS PERFORMED ON FILE: MON42095.APKL

SCORE	ADQ.P.	FILE	COMPOUND
18	27	HOR42006.APKL	ESTRADIOL-17B
16	24	HOR42007.APKL	ESTRADIOL-17A
26	15	HOR42008.APKL	ESTRADIOL-17B-ACETATE
15	13	HOR42011.APKL	ESTRADIOL-17B-DIACETATE
20	20	HOR42056.APKL	ESTRADIOL-17B-PROPIONATE
33	21	HOR42012.APKL	ESTRADIOL-17B-DIPROPIONATE
23	21	HOR42010.APKL	ESTRADIOL-17B-3-SULPHATE
16	18	HOR42009.APKL	ESTRADIOL-17B-3-BENZOATE
17	23	HOR42013.APKL	ESTRADIOL-17B-3-METHYLEETHER
25	32	HOR42016.APKL	ETHINYLESTRADIOL
20	30	HOR42031.APKL	MESTRANOL
21	14	HOR42015.APKL	ESTRONE
28	28	HOR42014.APKL	ESTRIOL
16	18	HOR42020.APKL	TESTOSTERONE-17B
0	7	HOR42101.APKL	TESTOSTERONE-17A
42	14	HOR42029.APKL	TESTOSTERONE-ACETATE
33	12	HOR42028.APKL	TESTOSTERONE-PROPIONATE
35	17	HOR42071.APKL	TESTOSTERONE-ISOCAPROATE
0	13	HOR42070.APKL	TESTOSTERONE-DECANOATE
16	12	HOR42073.APKL	TESTOSTERONE-UNDECANOATE
11	17	HOR42072.APKL	TESTOSTERONE-PHENPROPIONATE
29	17	HOR42033.APKL	TESTOSTERONE-BENZOATE
25	12	HOR42022.APKL	METHYLTESTOSTERONE-17B,4D
18	16	HOR42049.APKL	METHYLTESTOSTERONE-17B,4-11D
20	15	HOR42054.APKL	EQUILIN
15	13	HOR42055.APKL	EQUILENIN
23	13	HOR42021.APKL	NORTESTOSTERONE
11	9	HOR42100.APKL	NORTESTOSTERONE-17A
0	13	HOR42053.APKL	NORTESTOSTERONE-PROPIONATE
30	10	HOR42039.APKL	NORTESTOSTERONE-DECANOATE
7	13	HOR42034.APKL	NORTESTOSTERONE-LAURATE
37	16	HOR42040.APKL	NORTESTOSTERONE-PHENPROPIONATE
13	15	HOR42032.APKL	ETHISTERONE
6	15	HOR42023.APKL	TRENBOLONE-17B
40	22	HOR42024.APKL	TRENBOLONE-17A
20	10	HOR42102.APKL	TRENBOLONE-17B-ACETATE
21	14	HOR42017.APKL	PROGESTERONE
25	12	HOR42018.APKL	MEDROXY-PROGESTERONE
100	11	HOR42019.APKL	MEDROXYPROGESTERONE-ACETATE
13	22	HOR42030.APKL	MEGESTROL-ACETATE
8	23	HOR42103.APKL	MELENGESTROL-ACETATE
23	17	HOR42003.APKL	DIENESTROL
33	18	HOR42001.APKL	DIETHYL-STILBESTROL
13	15	HOR42002.APKL	HEXESTROL
10	10	HOR42005.APKL	DIENESTROL-DIACETATE
10	10	HOR42004.APKL	DES-DIPROPIONATE
14	14	HOR42025.APKL	ZERANOL
23	13	HOR42026.APKL	CORTICOSTERONE
7	13	HOR42027.APKL	HYDROCORTISONE

SCORE = PERCENTAGE OF ADEQUATE PEAKS FOUND IN SAMPLE PEAK TABLE
 ADQ.P. = NUMBER OF ADEQUATE PEAKS IN REFERENCE SPECTRUM

"RIKILT" ADEQUATE PEAKS SEARCH REPORT

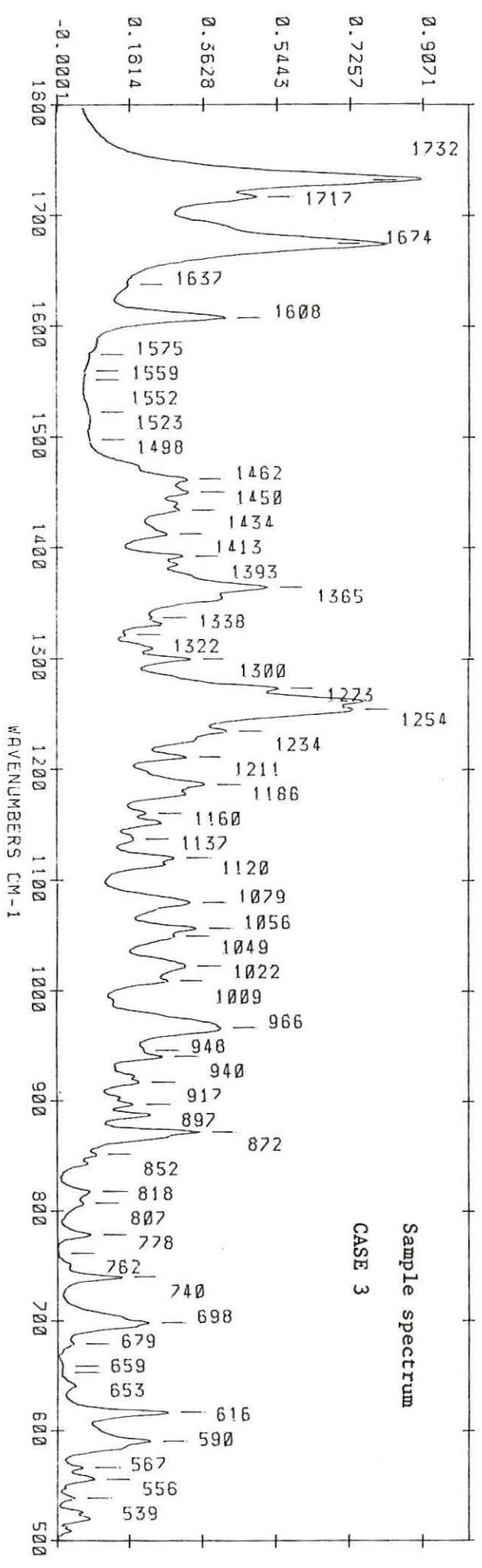
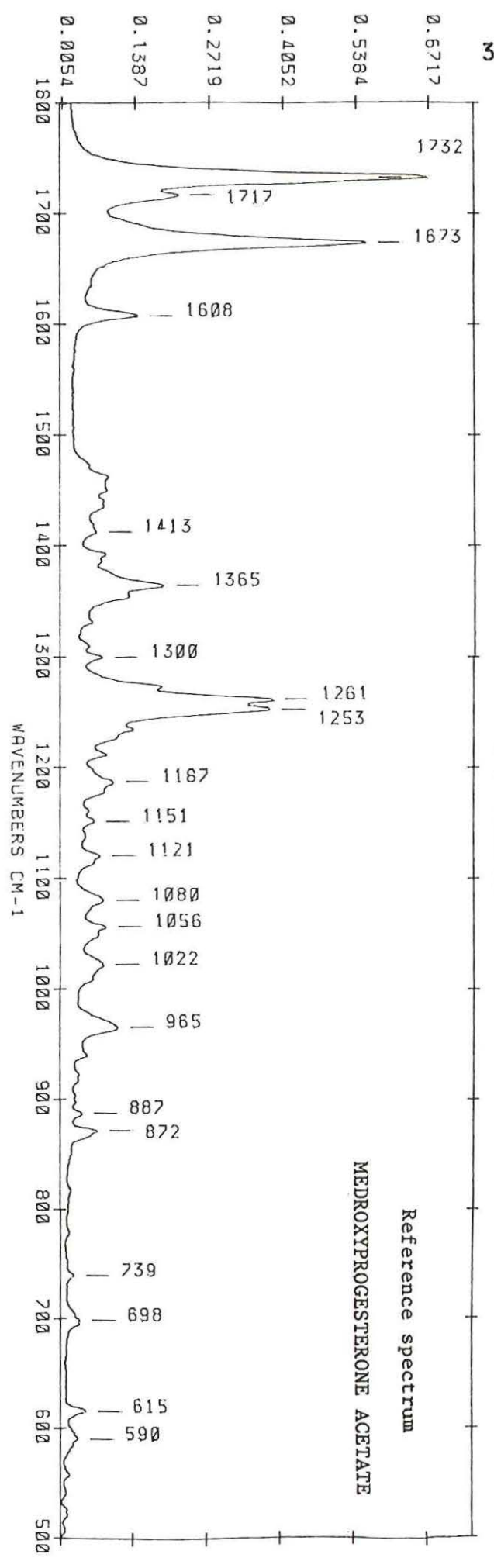
ADEQUATE PEAKS OF REFERENCE FILE:

HOR42019.APKL MEDROXYPROGESTERONE-ACETATE
FOUND IN PEAK TABLE OF SAMPLE MON42095.APKL

REF	SAMP
965.312	966.283
1055.962	1055.968
1080.071	1079.112
1187.115	1186.156
1252.691	1253.661
1261.370	1261.375
1364.556	1364.561
1607.574	1607.579
1673.151	1674.120
1716.547	1716.551
1731.977	1731.981

NUMBER OF MATCHES : 11
NUMBER OF PEAKS IN REF TABLE : 11
SCORE (% OF MATCHES): 100

Conclusion: presence of medroxyprogesterone acetate confirmed



FLS-MON42095

CASE 04
 SAMPLE FILE : MON42096
 SAMPLE TECHNIQUE : DIFFUSE REFLECTION
 NUMBER OF SCANS : 100

ADEQ. PEAK TABLE: MON42096.APKL

SENSITIVITY ORIGINAL PEAK TABLE : 100
 79 PEAKS.

NO.	WAVE-NO.	REL. INTENSITY	WIDTH CM-1
1	510.142	4	12
2	519.786	10	8
3	526.536	7	4
4	539.073	5	7
5	555.467	10	8
6	567.039	8	6
7	590.184	23	14
8	600.792	11	12
9	616.221	28	8
10	627.794	4	10
11	631.651	3	12
12	641.295	5	9
13	657.689	1	6
14	662.510	1	3
15	679.869	3	7
16	698.192	22	14
17	720.372	1	4
18	739.659	15	6
19	762.803	0	2
20	778.233	7	7
21	807.164	5	13
22	817.772	7	6
23	831.273	1	7
24	842.845	6	6
25	851.524	9	12
26	871.776	37	12
27	887.205	23	9
28	896.849	19	11
29	902.635	16	17
30	917.100	20	12
31	922.887	19	10
32	940.245	26	11
33	965.318	43	23
34	990.391	13	27
35	1008.714	27	12
36	1023.180	32	25
37	1048.253	28	19
38	1055.968	35	14
39	1079.112	33	17
40	1113.829	27	12
41	1119.615	30	14
42	1136.009	20	28
43	1151.439	26	14
44	1160.118	21	17
45	1177.476	31	14
46	1187.120	37	15
47	1211.229	31	13
48	1234.373	43	30
49	1253.661	81	18
50	1261.375	84	17
51	1272.948	58	15
52	1299.950	33	10
53	1308.629	22	19
54	1322.130	15	19
55	1331.773	24	12
56	1337.559	22	45
57	1354.918	41	16
58	1364.561	54	15
59	1384.813	31	18
60	1392.528	30	14
61	1412.779	26	19
62	1433.995	29	14
63	1440.746	29	19
64	1450.389	31	20
65	1461.961	31	15
66	1472.569	19	17
67	1507.286	6	24
68	1512.108	6	37
69	1516.930	6	25
70	1522.716	6	27
71	1533.324	5	25
72	1542.003	5	27
73	1559.361	7	27
74	1569.969	7	25
75	1607.579	43	14
76	1636.510	18	29
77	1674.120	90	19
78	1716.551	52	17
79	1731.981	100	16

NAME OF SAMPLE FILE : MON42096
 LIBRARY NAME : HORLIB
 CLASSIFICATION NUMBER : 0

"RIKILT" ADEQUATE PEAKS SEARCH REPORT

SEARCH IS PERFORMED ON FILE: MON42096.APKL

SCORE	ADQ.P.	FILE	COMPOUND
11	27	HOR42006.APKL	ESTRADIOL-17B
12	24	HOR42007.APKL	ESTRADIOL-17A
20	15	HOR42008.APKL	ESTRADIOL-17B-ACETATE
15	13	HOR42011.APKL	ESTRADIOL-17B-DIACETATE
15	20	HOR42056.APKL	ESTRADIOL-17B-PROPIONATE
33	21	HOR42012.APKL	ESTRADIOL-17B-DIPROPIONATE
23	21	HOR42010.APKL	ESTRADIOL-17B-3-SULPHATE
11	18	HOR42009.APKL	ESTRADIOL-17B-3-BENZOATE
17	23	HOR42013.APKL	ESTRADIOL-17B-3-METHYLEETHER
31	32	HOR42016.APKL	ETHINYLESTRADIOL
20	30	HOR42031.APKL	NESTRANOL
14	14	HOR42015.APKL	ESTRONE
35	28	HOR42014.APKL	ESTRIOL
16	18	HOR42020.APKL	TESTOSTERONE-17B
0	7	HOR42101.APKL	TESTOSTERONE-17A
35	14	HOR42029.APKL	TESTOSTERONE-ACETATE
25	12	HOR42028.APKL	TESTOSTERONE-PROPIONATE
35	17	HOR42071.APKL	TESTOSTERONE-ISOCAPROATE
0	13	HOR42070.APKL	TESTOSTERONE-DECANOATE
25	12	HOR42073.APKL	TESTOSTERONE-UNDECANOATE
11	17	HOR42072.APKL	TESTOSTERONE-PHENPROPIONATE
35	17	HOR42033.APKL	TESTOSTERONE-BENZOATE
25	12	HOR42022.APKL	METHYLTESTOSTERONE-17B, 4D
25	16	HOR42049.APKL	METHYLTESTOSTERONE-17B, 4-11D
13	15	HOR42054.APKL	EQUILIN
15	13	HOR42055.APKL	EQUILENIN
15	13	HOR42021.APKL	NORTESTOSTERONE
22	9	HOR42100.APKL	NORTESTOSTERONE-17A
0	13	HOR42053.APKL	NORTESTOSTERONE-PROPIONATE
30	10	HOR42039.APKL	NORTESTOSTERONE-DECANOATE
15	13	HOR42034.APKL	NORTESTOSTERONE-LAURATE
31	16	HOR42040.APKL	NORTESTOSTERONE-PHENPROPIONATE
13	15	HOR42032.APKL	ETHISTERONE
13	15	HOR42023.APKL	TRENBOLONE-17B
40	22	HOR42024.APKL	TRENBOLONE-17A
10	10	HOR42102.APKL	TRENBOLONE-17B-ACETATE
14	14	HOR42017.APKL	PROGESTERONE
25	12	HOR42018.APKL	MEDROXY-PROGESTERONE
100	11	HOR42019.APKL	MEDROXYPROGESTERONE-ACETATE
13	22	HOR42030.APKL	MEGESTROL-ACETATE
13	23	HOR42103.APKL	MELENGESTROL-ACETATE
23	17	HOR42003.APKL	DIENESTROL
38	18	HOR42001.APKL	DIETHYL-STILBESTROL
26	15	HOR42002.APKL	HEXESTROL
10	10	HOR42005.APKL	DIENESTROL-DIACETATE
10	10	HOR42004.APKL	DES-DIPROPIONATE
7	14	HOR42025.APKL	ZERANOL
23	13	HOR42026.APKL	CORTICOSTERONE
15	13	HOR42027.APKL	HYDROCORTISONE

SCORE = PERCENTAGE OF ADEQUATE PEAKS FOUND IN SAMPLE PEAK TABLE
 ADQ.P. = NUMBER OF ADEQUATE PEAKS IN REFERENCE SPECTRUM

"RIKILT" ADEQUATE PEAKS SEARCH REPORT

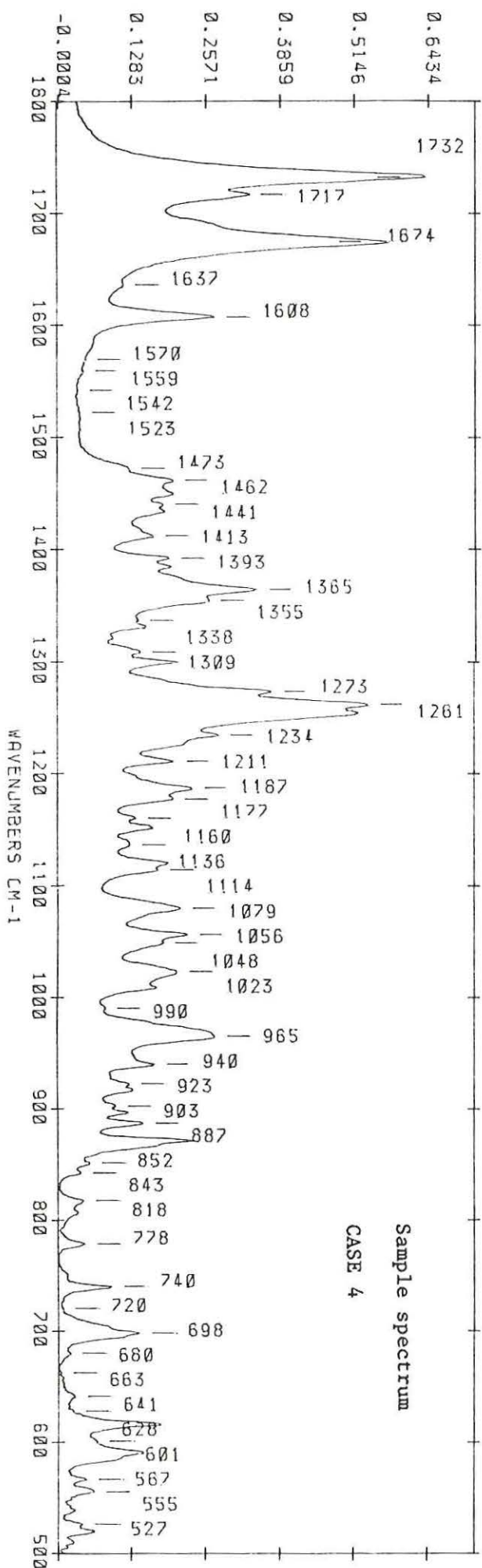
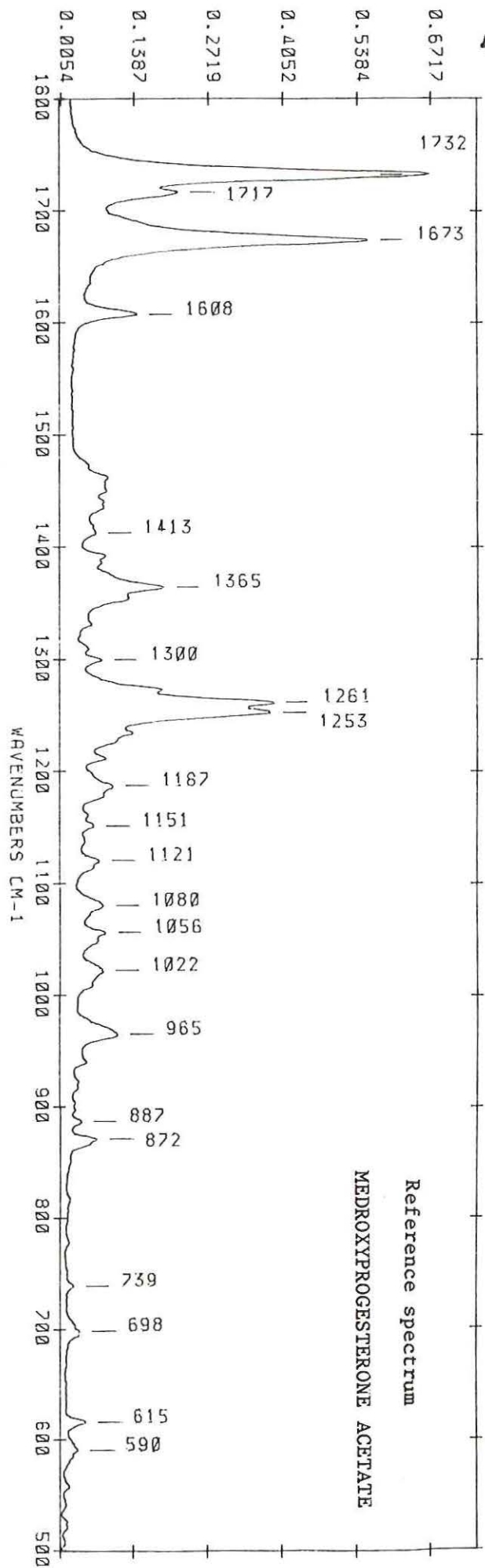
ADEQUATE PEAKS OF REFERENCE FILE:

HOR42019.APKL MEDROXYPROGESTERONE-ACETATE
FOUND IN PEAK TABLE OF SAMPLE MON42096.APKL

REF	SAMP
965.312	965.318
1055.962	1055.968
1080.071	1079.112
1187.115	1187.120
1252.691	1253.661
1261.370	1261.375
1364.556	1364.561
1607.574	1607.579
1673.151	1674.120
1716.547	1716.551
1731.977	1731.981

NUMBER OF MATCHES : 11
NUMBER OF PEAKS IN REF TABLE : 11
SCORE (% OF MATCHES): 100

Conclusion: presence of medroxyprogesterone acetate confirmed



FLS-MON42096

5

CASE 05
 SAMPLE FILE : MON42097
 SAMPLE TECHNIQUE : DIFFUSE REFLECTION
 NUMBER OF SCANS : 100

SENSITIVITY ORIGINAL PEAK TABLE : 100 ADEU. PEAK TABLE: MON42097.APKL
 B1 PEAKS.

NO.	WAVE-NO.	REL. INTENSITY	WIDTH CM-1
1	510.142	4	10
2	518.821	10	12
3	539.073	4	6
4	556.431	10	7
5	567.039	5	7
6	590.184	24	15
7	616.221	30	8
8	631.651	2	17
9	640.330	5	11
10	658.653	1	6
11	665.404	0	2
12	679.869	4	8
13	698.192	24	16
14	739.659	16	5
15	751.231	4	6
16	778.233	9	7
17	807.164	7	14
18	817.772	9	8
19	842.845	8	7
20	851.524	11	14
21	871.776	40	14
22	887.205	26	9
23	896.849	21	13
24	903.599	19	15
25	917.100	23	12
26	922.887	22	12
27	940.245	30	11
28	946.995	25	33
29	965.318	48	24
30	990.391	17	31
31	1008.714	32	13
32	1022.215	38	25
33	1048.253	33	21
34	1055.968	41	14
35	1080.077	38	20
36	1113.829	31	13
37	1119.615	34	14
38	1136.009	22	34
39	1151.439	31	14
40	1160.118	25	19
41	1178.441	36	17
42	1187.120	43	17
43	1211.229	37	14
44	1234.373	50	34
45	1253.661	86	24
46	1261.375	89	19
47	1272.948	65	17
48	1299.950	39	10
49	1308.629	28	25
50	1322.130	19	25
51	1331.773	29	12
52	1337.559	27	60
53	1355.882	48	21
54	1364.561	60	21
55	1384.813	36	26
56	1392.528	37	10
57	1412.779	31	16
58	1433.995	35	16
59	1440.746	35	31
60	1450.389	38	30
61	1461.961	38	33
62	1497.643	9	26
63	1500.536	9	41
64	1514.037	9	78
65	1518.858	9	10
66	1523.680	8	18
67	1527.538	8	62
68	1536.217	7	15
69	1541.039	7	14
70	1543.932	7	14
71	1552.611	7	42
72	1556.468	8	12
73	1568.041	9	23
74	1573.827	10	32
75	1607.579	48	14
76	1634.581	21	34
77	1637.474	22	23
78	1673.155	92	24
79	1716.551	59	22
80	1731.981	100	20
81	1734.664	8	71

NAME OF SAMPLE FILE : MON42097
LIBRARY NAME : HORLIB
CLASSIFICATION NUMBER : 0

"RIKILT" ADEQUATE PEAKS SEARCH REPORT

SEARCH IS PERFORMED ON FILE: MON42097.APKL

SCORE	ADR.P.	FILE	COMPOUND
25	27	HOR42006.APKL	ESTRADIOL-17B
16	24	HOR42007.APKL	ESTRADIOL-17A
26	15	HOR42008.APKL	ESTRADIOL-17B-ACETATE
15	13	HOR42011.APKL	ESTRADIOL-17B-DIACETATE
20	20	HOR42056.APKL	ESTRADIOL-17B-PROPIONATE
28	21	HOR42012.APKL	ESTRADIOL-17B-DIPROPIONATE
23	21	HOR42010.APKL	ESTRADIOL-17B-3-SULPHATE
16	18	HOR42009.APKL	ESTRADIOL-17B-3-BENZOATE
17	23	HOR42013.APKL	ESTRADIOL-17B-3-METHYLETHER
31	32	HOR42016.APKL	ETHINYLESTRADIOL
20	30	HOR42031.APKL	MESTRANOL
21	14	HOR42015.APKL	ESTRONE
35	28	HOR42014.APKL	ESTRIOL
16	18	HOR42020.APKL	TESTOSTERONE-17B
0	7	HOR42101.APKL	TESTOSTERONE-17A
42	14	HOR42029.APKL	TESTOSTERONE-ACETATE
25	12	HOR42028.APKL	TESTOSTERONE-PROPIONATE
35	17	HOR42071.APKL	TESTOSTERONE-ISOCAPROATE
0	13	HOR42070.APKL	TESTOSTERONE-DECANOATE
16	12	HOR42073.APKL	TESTOSTERONE-UNDECANOATE
17	17	HOR42072.APKL	TESTOSTERONE-PHENPROPIONATE
29	17	HOR42033.APKL	TESTOSTERONE-BENZOATE
25	12	HOR42022.APKL	METHYLTESTOSTERONE-17B, 4D
25	16	HOR42049.APKL	METHYLTESTOSTERONE-17B, 4-11D
13	15	HOR42054.APKL	EQUILIN
15	13	HOR42055.APKL	EQUILENIN
15	13	HOR42021.APKL	NORTESTOSTERONE
22	9	HOR42100.APKL	NORTESTOSTERONE-17A
0	13	HOR42053.APKL	NORTESTOSTERONE-PROPIONATE
30	10	HOR42039.APKL	NORTESTOSTERONE-DECANOATE
7	13	HOR42034.APKL	NORTESTOSTERONE-LAURATE
37	16	HOR42040.APKL	NORTESTOSTERONE-PHENPROPIONATE
13	15	HOR42032.APKL	ETHISTERONE
13	15	HOR42023.APKL	TRENBOLONE-17B
36	22	HOR42024.APKL	TRENBOLONE-17A
20	10	HOR42102.APKL	TRENBOLONE-17B-ACETATE
21	14	HOR42017.APKL	PROGESTERONE
25	12	HOR42018.APKL	MEDROXY-PROGESTERONE
100	11	HOR42019.APKL	MEDROXYPROGESTERONE-ACETATE
13	22	HOR42030.APKL	MEGESTROL-ACETATE
8	23	HOR42103.APKL	MELENGESTROL-ACETATE
23	17	HOR42003.APKL	DIENESTROL
33	18	HOR42001.APKL	DIETHYL-STILBESTROL
13	15	HOR42002.APKL	HEXESTROL
10	10	HOR42005.APKL	DIENESTROL-DIACETATE
10	10	HOR42004.APKL	DES-DIPROPIONATE
7	14	HOR42025.APKL	ZERANOL
23	13	HOR42026.APKL	CORTICOSTERONE
15	13	HOR42027.APKL	HYDROCORTISONE

SCORE = PERCENTAGE OF ADEQUATE PEAKS FOUND IN SAMPLE PEAK TABLE
ADR.P. = NUMBER OF ADEQUATE PEAKS IN REFERENCE SPECTRUM

"RIKILT" ADEQUATE PEAKS SEARCH REPORT

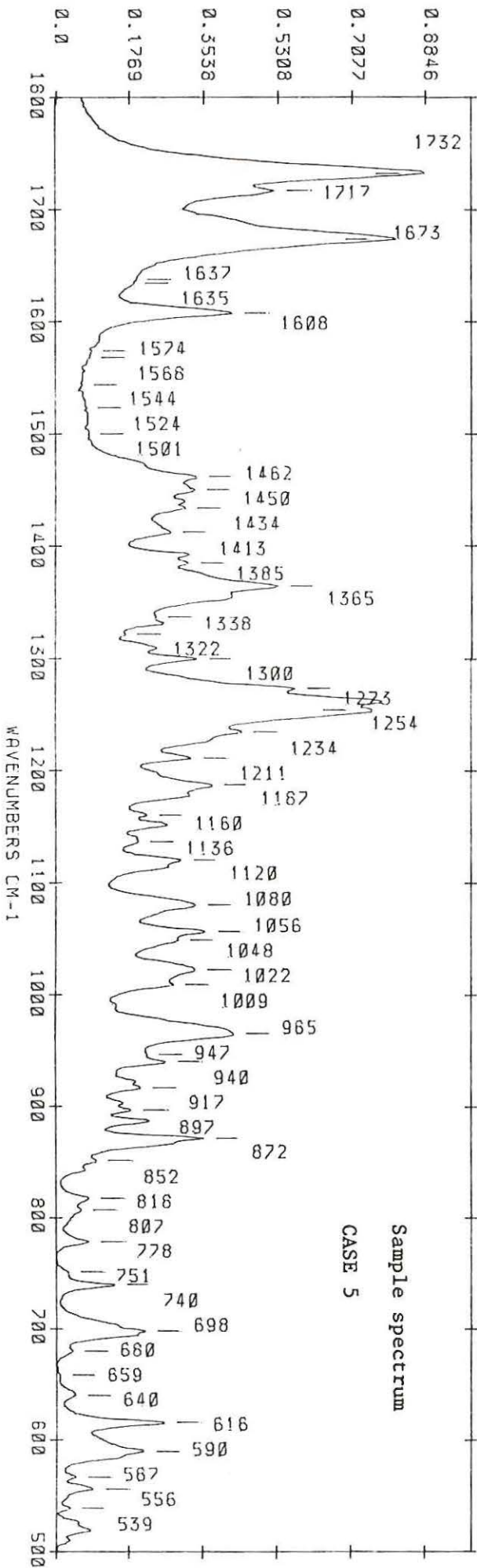
ADEQUATE PEAKS OF REFERENCE FILE:

HOR42019.APKL MEDROXYPROGESTERONE-ACETATE
FOUND IN PEAK TABLE OF SAMPLE HON42097.APKL

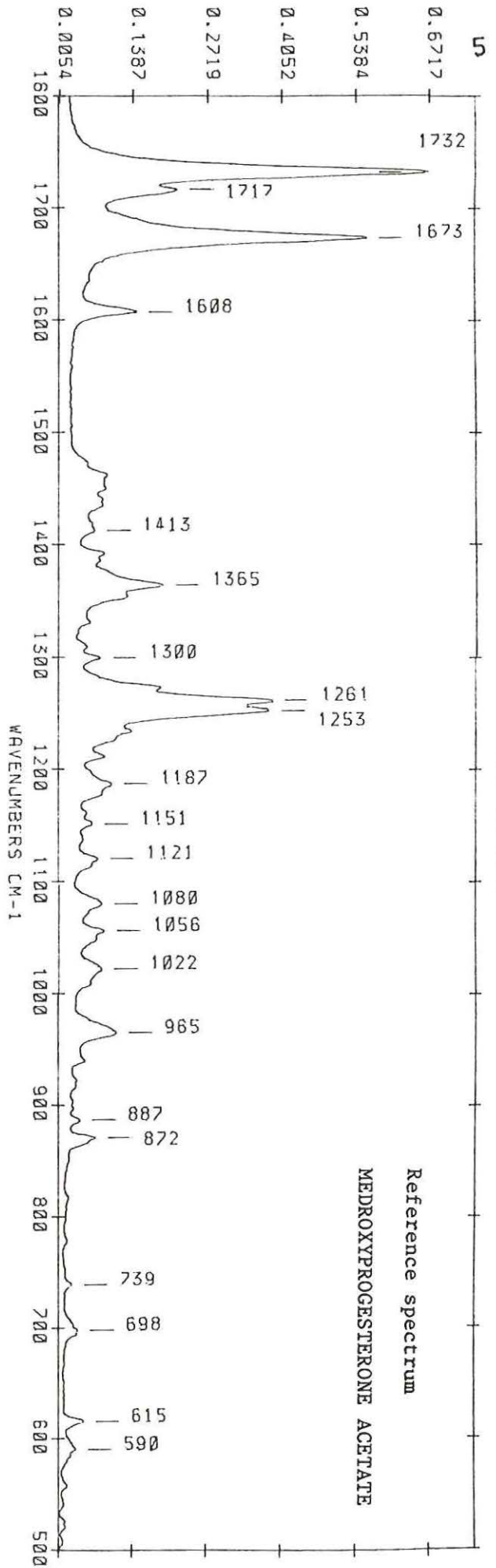
REF	SAMP
965.312	965.318
1055.962	1055.968
1080.071	1080.077
1187.115	1187.120
1252.691	1253.661
1261.370	1261.375
1364.556	1364.561
1607.574	1607.579
1673.151	1673.155
1716.547	1716.551
1731.977	1731.981

NUMBER OF MATCHES : 11
NUMBER OF PEAKS IN REF TABLE : 11
SCORE (% OF MATCHES): 100

Conclusion: presence of medroxyprogesterone acetate confirmed



FLS-MON42097



CASE 06

SAMPLE FILE : MON42098
 SAMPLE TECHNIQUE : DIFFUSE REFLECTION
 NUMBER OF SCANS : 100

SENSITIVITY ORIGINAL PEAK TABLE : 100
 77 PEAKS. ADED. PEAK TABLE: MON42098.APKL

NO.	WAVE-NO.	REL. INTENSITY	WIDTH CM-1
1	520.750	9	4
2	526.536	6	8
3	540.037	4	8
4	556.431	10	11
5	567.039	8	10
6	590.184	22	14
7	615.257	27	8
8	640.330	5	10
9	649.974	2	5
10	653.831	2	12
11	658.653	2	4
12	664.439	1	4
13	669.261	1	2
14	679.869	3	13
15	698.192	21	14
16	727.122	1	2
17	739.659	14	5
18	750.267	3	10
19	778.233	7	6
20	794.627	1	6
21	807.164	5	10
22	817.772	6	6
23	833.201	1	5
24	842.845	6	7
25	851.524	9	13
26	871.776	37	12
27	887.205	25	9
28	896.849	20	12
29	903.599	17	12
30	917.100	22	12
31	922.887	21	12
32	940.245	28	11
33	965.318	44	24
34	990.391	14	37
35	1008.714	28	13
36	1023.180	34	27
37	1048.253	30	21
38	1055.968	37	14
39	1080.077	35	19
40	1113.829	28	13
41	1120.579	30	10
42	1136.973	19	33
43	1151.439	26	14
44	1160.118	22	19
45	1178.441	31	17
46	1187.120	37	17
47	1211.229	32	14
48	1234.373	45	34
49	1253.661	82	22
50	1261.375	86	17
51	1272.948	59	17
52	1299.950	34	11
53	1309.593	24	21
54	1322.130	17	20
55	1331.773	25	13
56	1337.559	23	60
57	1354.918	42	16
58	1363.597	55	16
59	1384.813	34	18
60	1392.528	32	10
61	1412.779	27	15
62	1433.995	31	15
63	1439.781	31	29
64	1450.389	32	23
65	1461.961	33	31
66	1507.286	7	24
67	1516.930	7	48
68	1522.716	7	44
69	1533.324	6	7
70	1542.003	6	28
71	1559.361	8	17
72	1584.435	12	35
73	1607.579	43	13
74	1636.510	20	42
75	1674.120	91	21
76	1716.551	53	18
77	1731.981	100	17

NAME OF SAMPLE FILE : MON42098
 LIBRARY NAME : HORLIB
 CLASSIFICATION NUMBER : 0

"RIKILT" ADEQUATE PEAKS SEARCH REPORT

SEARCH IS PERFORMED ON FILE: MON42098.APKL

SCORE	ADQ.P.	FILE	COMPOUND
14	27	HOR42006.APKL	ESTRADIOL-17B
8	24	HOR42007.APKL	ESTRADIOL-17A
26	15	HOR42008.APKL	ESTRADIOL-17B-ACETATE
7	13	HOR42011.APKL	ESTRADIOL-17B-DIACETATE
15	20	HOR42056.APKL	ESTRADIOL-17B-PROPIONATE
28	21	HOR42012.APKL	ESTRADIOL-17B-DIPROPIONATE
23	21	HOR42010.APKL	ESTRADIOL-17B-3-SULPHATE
11	18	HOR42009.APKL	ESTRADIOL-17B-3-BENZOATE
17	23	HOR42013.APKL	ESTRADIOL-17B-3-METHYLEETHER
31	32	HOR42016.APKL	ETHINYLESTRADIOL
26	30	HOR42031.APKL	MESTRANDL
21	14	HOR42015.APKL	ESTRONE
32	28	HOR42014.APKL	ESTRIOL
16	18	HOR42020.APKL	TESTOSTERONE-17B
0	7	HOR42101.APKL	TESTOSTERONE-17A
35	14	HOR42029.APKL	TESTOSTERONE-ACETATE
25	12	HOR42028.APKL	TESTOSTERONE-PROPIONATE
35	17	HOR42071.APKL	TESTOSTERONE-ISOCAPROATE
0	13	HOR42070.APKL	TESTOSTERONE-DECANOATE
16	12	HOR42073.APKL	TESTOSTERONE-UNDECANOATE
11	17	HOR42072.APKL	TESTOSTERONE-PHENPROPIONATE
29	17	HOR42033.APKL	TESTOSTERONE-BENZOATE
25	12	HOR42022.APKL	METHYLTESTOSTERONE-17B,4D
25	16	HOR42049.APKL	METHYLTESTOSTERONE-17B,4-11D
13	15	HOR42054.APKL	EQUILIN
15	13	HOR42055.APKL	EQUILENIN
15	13	HOR42021.APKL	NORTESTOSTERONE
11	9	HOR42100.APKL	NORTESTOSTERONE-17A
0	13	HOR42053.APKL	NORTESTOSTERONE-PROPIONATE
30	10	HOR42039.APKL	NORTESTOSTERONE-DECANOATE
7	13	HOR42034.APKL	NORTESTOSTERONE-LAURATE
31	16	HOR42040.APKL	NORTESTOSTERONE-PHENPROPIONATE
13	15	HOR42032.APKL	ETHISTERONE
6	15	HOR42023.APKL	TRENBOLONE-17B
40	22	HOR42024.APKL	TRENBOLONE-17A
20	10	HOR42102.APKL	TRENBOLONE-17B-ACETATE
21	14	HOR42017.APKL	PROGESTERONE
25	12	HOR42018.APKL	MEDROXY-PROGESTERONE
100	11	HOR42019.APKL	MEDROXYPROGESTERONE-ACETATE
13	22	HOR42030.APKL	MEGESTROL-ACETATE
8	23	HOR42103.APKL	MELENGESTROL-ACETATE
29	17	HOR42003.APKL	DIENESTROL
27	18	HOR42001.APKL	DIETHYL-STILBESTROL
13	15	HOR42002.APKL	HEXESTROL
10	10	HOR42005.APKL	DIENESTROL-DIACETATE
20	10	HOR42004.APKL	DES-DIPROPIONATE
14	14	HOR42025.APKL	ZERANOL
23	13	HOR42026.APKL	CORTICOSTERONE
15	13	HOR42027.APKL	HYDROCORTISONE

SCORE = PERCENTAGE OF ADEQUATE PEAKS FOUND IN SAMPLE PEAK TABLE
 ADQ.P. = NUMBER OF ADEQUATE PEAKS IN REFERENCE SPECTRUM

"RIKILT" ADEQUATE PEAKS SEARCH REPORT

ADEQUATE PEAKS OF REFERENCE FILE:

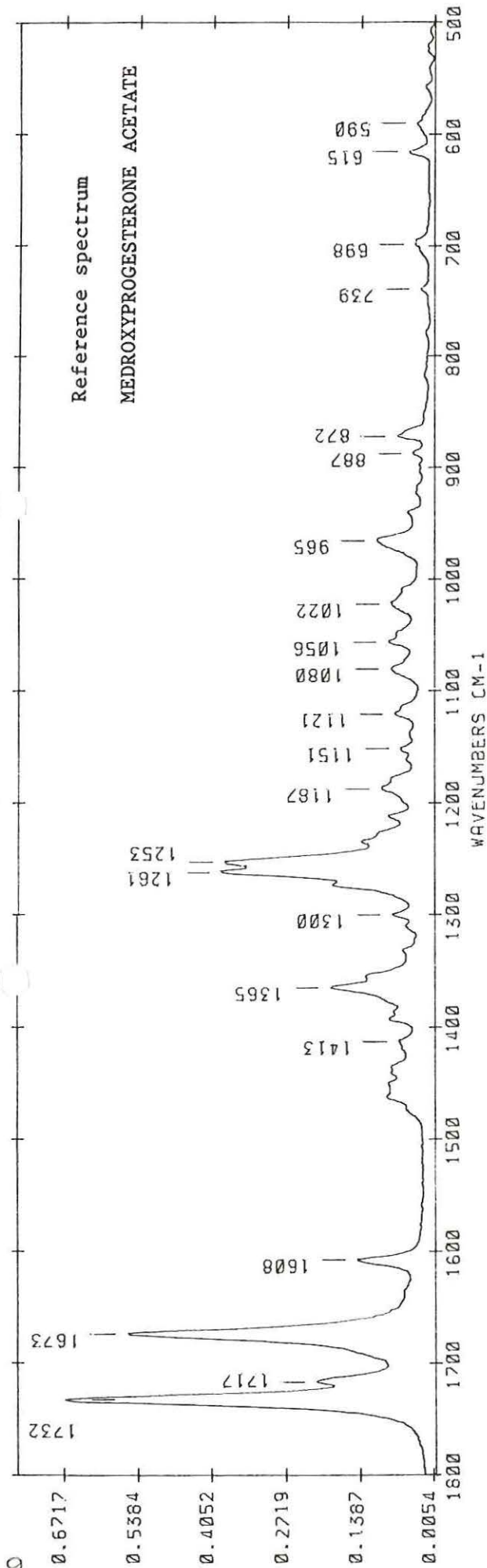
HOR42019.APKL MEDROXYPROGESTERONE-ACETATE
FOUND IN PEAK TABLE OF SAMPLE MON42098.APKL

REF	SAMP
965.312	965.318
1055.962	1055.968
1080.071	1080.077
1187.115	1187.120
1252.691	1253.661
1261.370	1261.375
1364.556	1363.597
1607.574	1607.579
1673.151	1674.120
1716.547	1716.551
1731.977	1731.981

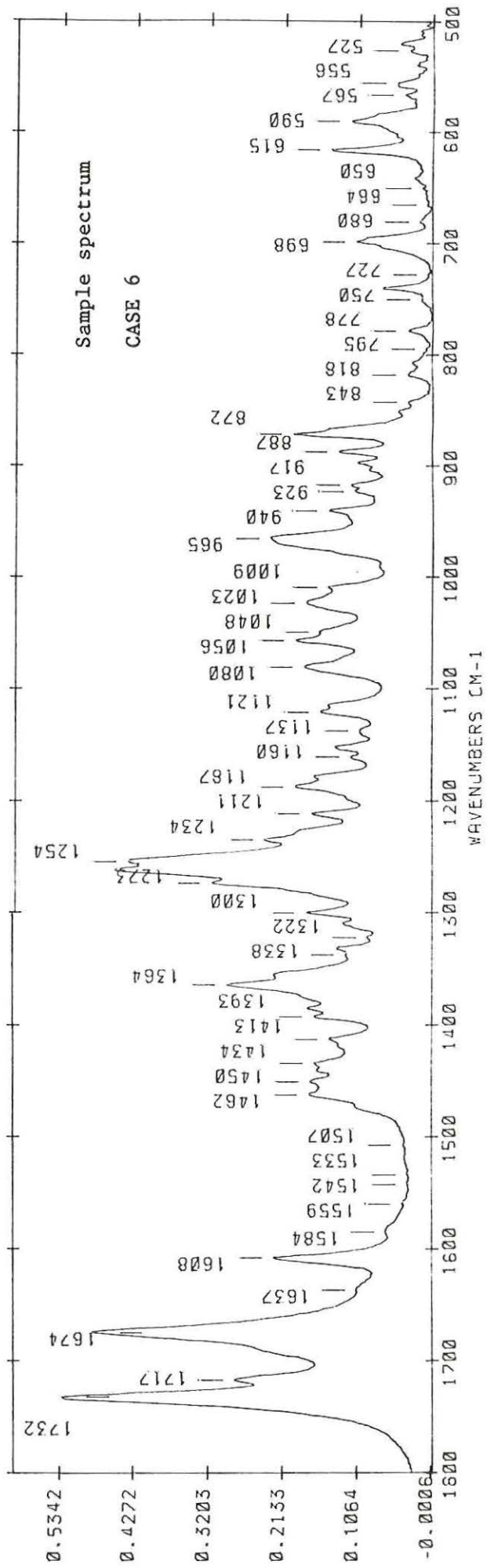
NUMBER OF MATCHES : 11
NUMBER OF PEAKS IN REF TABLE : 11
SCORE (% OF MATCHES): 100

Conclusion: presence of medroxyprogesterone acetate confirmed

FLS-HOR42019



FLS-MON42098



7
CASE 07

SAMPLE FILE : MON42123
SAMPLE TECHNIQUE : DIFFUSE REFLECTION
NUMBER OF SCANS : 100

ADEN. PEAK TABLE: MON42123.APKL

SENSITIVITY ORIGINAL PEAK TABLE : 100
61 PEAKS.

NO.	WAVE-NO.	REL. INTENSITY	WIDTH CM-1
1	518.821	11	19
2	556.431	27	14
3	577.647	13	14
4	603.685	25	23
5	622.008	22	19
6	656.724	25	28
7	695.299	36	22
8	718.443	9	37
9	732.908	12	24
10	745.445	14	26
11	763.768	41	15
12	774.376	45	41
13	779.198	46	33
14	788.841	43	14
15	823.558	20	42
16	865.025	43	32
17	874.669	42	27
18	904.564	29	32
19	918.065	30	21
20	953.746	37	20
21	963.389	37	52
22	985.570	55	32
23	1022.215	71	29
24	1037.609	70	28
25	1053.075	74	33
26	1066.576	56	39
27	1095.506	52	28
28	1122.508	34	66
29	1154.332	44	56
30	1174.583	42	32
31	1197.728	59	34
32	1214.122	76	34
33	1243.053	100	75
34	1308.629	49	29
35	1333.702	41	34
36	1344.310	51	26
37	1372.276	70	44
38	1401.207	39	68
39	1434.959	55	68
40	1438.817	57	44
41	1458.104	41	44
42	1473.534	41	25
43	1491.856	24	48
44	1497.643	23	36
45	1500.536	23	37
46	1511.144	23	29
47	1514.037	23	44
48	1518.858	23	21
49	1537.181	30	50
50	1556.468	43	52
51	1573.827	76	32
52	1577.684	75	37
53	1615.294	37	47
54	1660.619	97	50
55	1664.476	98	41
56	1686.656	52	50
57	1697.264	46	27
58	1737.767	97	41
59	1782.127	26	58
60	1786.949	26	62
61	1794.664	24	27

NAME OF SAMPLE FILE : MON42123
LIBRARY NAME : HURLIB
CLASSIFICATION NUMBER : 0

"RIKILT" ADEQUATE PEAKS SEARCH REPORT

SEARCH IS PERFORMED ON FILE: MON42123.APKL

SCORE	ADQ.P.	FILE	COMPOUND
25	27	HOR42006.APKL	ESTRADIOL-17B
20	24	HOR42007.APKL	ESTRADIOL-17A
13	15	HOR42008.APKL	ESTRADIOL-17B-ACETATE
15	13	HOR42011.APKL	ESTRADIOL-17B-DIACETATE
15	20	HOR42056.APKL	ESTRADIOL-17B-PROPIONATE
19	21	HOR42012.APKL	ESTRADIOL-17B-DIPROPIONATE
19	21	HOR42010.APKL	ESTRADIOL-17B-3-SULPHATE
16	18	HOR42009.APKL	ESTRADIOL-17B-3-BENZOATE
13	23	HOR42013.APKL	ESTRADIOL-17B-3-METHYLETHER
25	32	HOR42016.APKL	ETHINYLESTRADIOL
16	30	HOR42031.APKL	MESTRANOL
14	14	HOR42015.APKL	ESTRONE
17	28	HOR42014.APKL	ESTRIOL
11	18	HOR42020.APKL	TESTOSTERONE-17B
0	7	HOR42101.APKL	TESTOSTERONE-17A
14	14	HOR42029.APKL	TESTOSTERONE-ACETATE
0	12	HOR42028.APKL	TESTOSTERONE-PROPIONATE
5	17	HOR42071.APKL	TESTOSTERONE-ISOCAPROATE
0	13	HOR42070.APKL	TESTOSTERONE-DECANOATE
25	12	HOR42073.APKL	TESTOSTERONE-UNDECANOATE
11	17	HOR42072.APKL	TESTOSTERONE-PHENPROPIONATE
23	17	HOR42033.APKL	TESTOSTERONE-BENZOATE
8	12	HOR42022.APKL	METHYLTESTOSTERONE-17B, 4D
6	16	HOR42049.APKL	METHYLTESTOSTERONE-17B, 4-11D
13	15	HOR42054.APKL	EQUILIN
7	13	HOR42055.APKL	EQUILENIN
23	13	HOR42021.APKL	NORTESTOSTERONE
11	9	HOR42100.APKL	NORTESTOSTERONE-17A
7	13	HOR42053.APKL	NORTESTOSTERONE-PROPIONATE
0	10	HOR42039.APKL	NORTESTOSTERONE-DECANOATE
30	13	HOR42034.APKL	NORTESTOSTERONE-LAURATE
6	16	HOR42040.APKL	NORTESTOSTERONE-PHENPROPIONATE
0	15	HOR42032.APKL	ETHISTERONE
20	15	HOR42023.APKL	TRENBOLONE-17B
27	22	HOR42024.APKL	TRENBOLONE-17A
80	10	HOR42102.APKL	TRENBOLONE-17B-ACETATE
14	14	HOR42017.APKL	PROGESTERONE
25	12	HOR42018.APKL	MEDROXY-PROGESTERONE
0	11	HOR42019.APKL	MEDROXYPROGESTERONE-ACETATE
9	22	HOR42030.APKL	MEGESTROL-ACETATE
21	23	HOR42103.APKL	MELENGESTROL-ACETATE
23	17	HOR42003.APKL	DIENESTROL
5	18	HOR42001.APKL	DIETHYL-STILBESTROL
20	15	HOR42002.APKL	HEXESTROL
10	10	HOR42005.APKL	DIENESTROL-DIACETATE
10	10	HOR42004.APKL	DES-DIPROPIONATE
14	14	HOR42025.APKL	ZERANOL
7	13	HOR42026.APKL	CORTICOSTERONE
7	13	HOR42027.APKL	HYDROCORTISONE

SCORE = PERCENTAGE OF ADEQUATE PEAKS FOUND IN SAMPLE PEAK TABLE
ADQ.P. = NUMBER OF ADEQUATE PEAKS IN REFERENCE SPECTRUM

"RIKILT" ADEQUATE PEAKS SEARCH REPORT

ADEQUATE PEAKS OF REFERENCE FILE:

HOR42102.APKL TRENBOLONE-17 β -ACETATE
FOUND IN PEAK TABLE OF SAMPLE MON42123.APKL

REF	SAMP
986.533	985.570
1023.178	1022.215
1053.073	1053.075
1095.505	1095.506
1438.816	1438.817
1572.861	1573.827
1659.653	1660.619
1736.802	1737.767

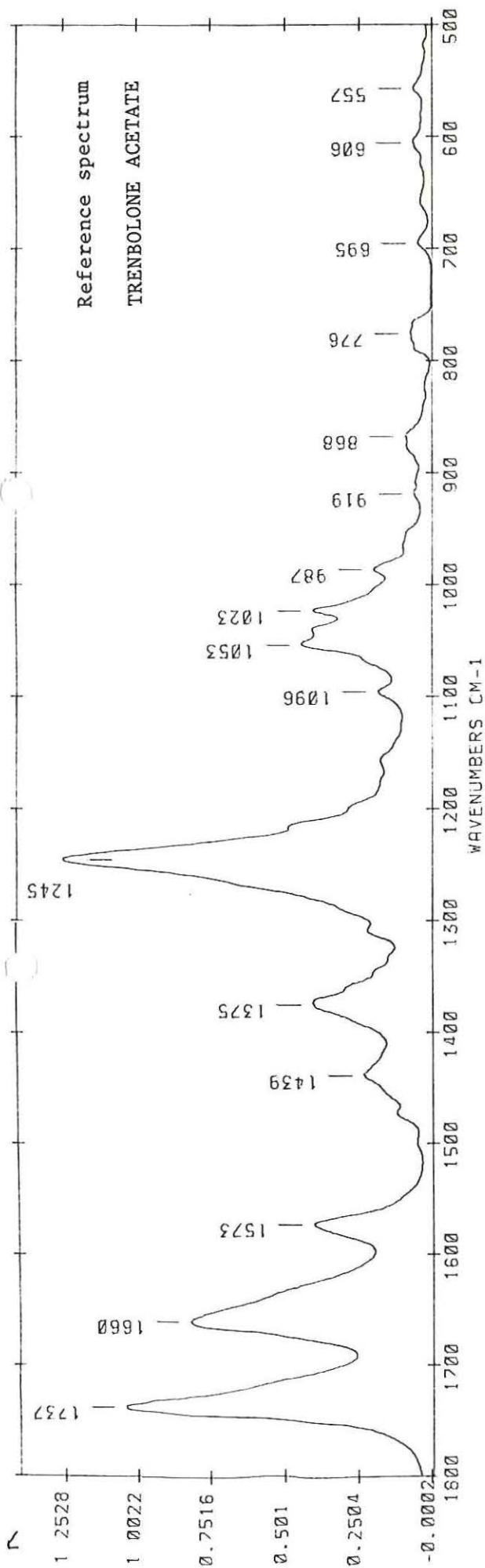
NUMBER OF MATCHES : 8
NUMBER OF PEAKS IN REF TABLE : 10
SCORE (% OF MATCHES): 80

Mismatches

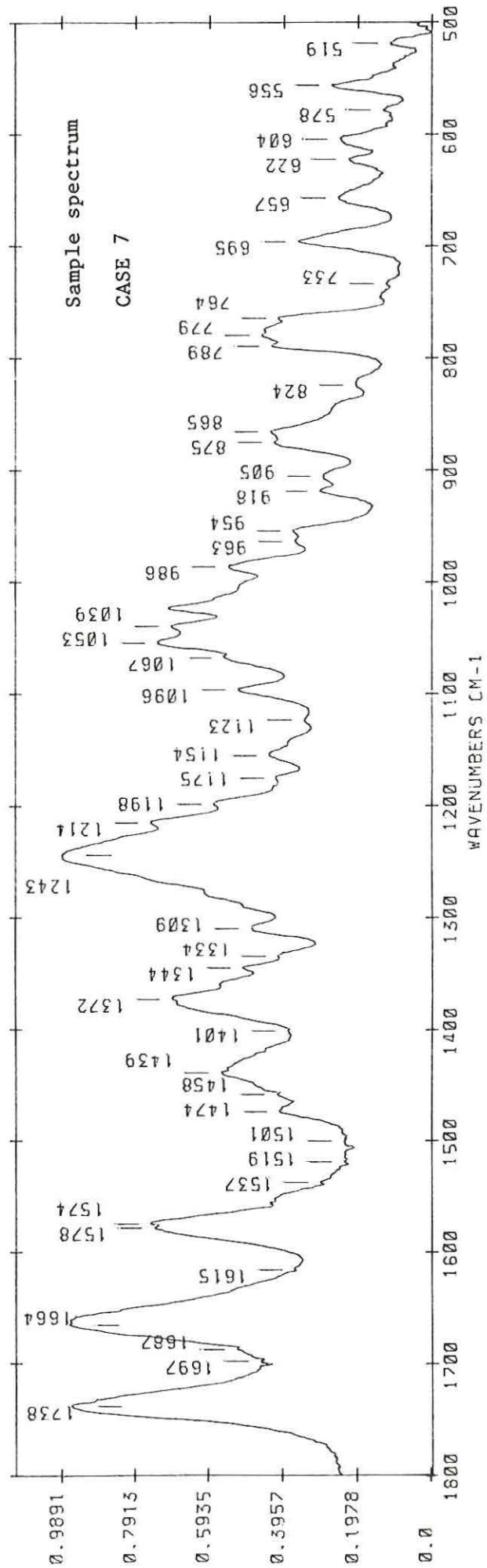
REF	SAMPLE
1245	peak present at 1243 cm^{-1}
1375	peak present as double, maximum at 1372 cm^{-1}

Conclusion: presence of trenbolone-17 β -acetate confirmed

FLS=HOR42102



FLS=MON42123



CASE 08
 SAMPLE FILE : MON42124
 SAMPLE TECHNIQUE : DIFFUSE REFLECTION
 NUMBER OF SCANS : 100

ADEQ. PEAK TABLE: MON42124.APKL

SENSITIVITY ORIGINAL PEAK TABLE : 100
 66 PEAKS.

NO.	WAVE-NO.	REL. INTENSITY	WIDTH CM-1
1	519.786	12	8
2	557.396	24	14
3	578.612	13	21
4	582.469	12	16
5	605.613	23	21
6	616.221	14	25
7	622.008	19	22
8	639.366	15	15
9	656.724	23	31
10	695.299	32	22
11	717.479	10	21
12	733.873	12	37
13	745.445	14	38
14	749.302	13	33
15	763.768	37	16
16	774.376	40	56
17	779.198	41	33
18	788.841	38	14
19	821.629	18	42
20	865.990	38	33
21	874.669	37	27
22	906.492	25	46
23	918.065	26	21
24	953.746	32	21
25	962.425	31	58
26	985.570	47	31
27	1002.928	44	50
28	1022.215	64	23
29	1039.574	63	31
30	1054.039	67	23
31	1065.611	48	41
32	1095.506	44	25
33	1122.508	26	59
34	1153.368	35	55
35	1174.583	34	30
36	1198.692	50	36
37	1214.122	68	29
38	1244.981	100	62
39	1309.593	41	25
40	1344.310	42	28
41	1372.276	62	34
42	1376.134	61	37
43	1401.207	32	29
44	1434.959	46	63
45	1438.817	48	39
46	1458.104	34	39
47	1474.498	34	23
48	1491.856	20	48
49	1497.643	20	39
50	1500.536	20	46
51	1514.037	20	73
52	1518.858	20	22
53	1537.181	25	52
54	1552.611	35	36
55	1555.504	36	24
56	1573.827	67	27
57	1577.684	67	33
58	1615.294	32	42
59	1633.617	48	44
60	1664.476	93	44
61	1685.692	44	50
62	1697.264	38	23
63	1737.767	91	35
64	1774.413	24	62
65	1786.949	22	56
66	1794.664	21	27

NAME OF SAMPLE FILE : MON42124
 LIBRARY NAME : HORLIB
 CLASSIFICATION NUMBER : 0

"RIKILT" ADEQUATE PEAKS SEARCH REPORT

SEARCH IS PERFORMED ON FILE: MON42124.APKL

SCORE	ADQ.P.	FILE	COMPOUND
22	27	HOR42006.APKL	ESTRADIOL-17B
25	24	HOR42007.APKL	ESTRADIOL-17A
20	15	HOR42008.APKL	ESTRADIOL-17B-ACETATE
23	13	HOR42011.APKL	ESTRADIOL-17B-DIACETATE
15	20	HOR42056.APKL	ESTRADIOL-17B-PROPIONATE
19	21	HOR42012.APKL	ESTRADIOL-17B-DIPROPIONATE
23	21	HOR42010.APKL	ESTRADIOL-17B-3-SULPHATE
22	18	HOR42009.APKL	ESTRADIOL-17B-3-BENZOATE
13	23	HOR42013.APKL	ESTRADIOL-17B-3-METHYLEETHER
25	32	HOR42016.APKL	ETHINYLESTRADIOL
13	30	HOR42031.APKL	MESTRANOL
21	14	HOR42015.APKL	ESTRONE
14	28	HOR42014.APKL	ESTRIOL
11	18	HOR42020.APKL	TESTOSTERONE-17B
0	7	HOR42101.APKL	TESTOSTERONE-17A
21	14	HOR42029.APKL	TESTOSTERONE-ACETATE
0	12	HOR42028.APKL	TESTOSTERONE-PROPIONATE
0	17	HOR42071.APKL	TESTOSTERONE-ISOCAPROATE
7	13	HOR42070.APKL	TESTOSTERONE-DECANOATE
8	12	HOR42073.APKL	TESTOSTERONE-UNDECANOATE
11	17	HOR42072.APKL	TESTOSTERONE-PHENPROPIONATE
17	17	HOR42033.APKL	TESTOSTERONE-BENZOATE
8	12	HOR42022.APKL	METHYLTESTOSTERONE-17B,4D
6	16	HOR42049.APKL	METHYLTESTOSTERONE-17B,4-11D
20	15	HOR42054.APKL	EQUILIN
7	13	HOR42055.APKL	EQUILENIN
7	13	HOR42021.APKL	NORTESTOSTERONE
11	9	HOR42100.APKL	NORTESTOSTERONE-17A
0	13	HOR42053.APKL	NORTESTOSTERONE-PROPIONATE
0	10	HOR42039.APKL	NORTESTOSTERONE-DECANOATE
15	13	HOR42034.APKL	NORTESTOSTERONE-LAURATE
6	16	HOR42040.APKL	NORTESTOSTERONE-PHENPROPIONATE
0	15	HOR42032.APKL	ETHISTERONE
20	15	HOR42023.APKL	TRENBOLONE-17B
27	22	HOR42024.APKL	TRENBOLONE-17A
90	10	HOR42102.APKL	TRENBOLONE-17B-ACETATE
14	14	HOR42017.APKL	PROGESTERONE
25	12	HOR42018.APKL	MEDROXY-PROGESTERONE
0	11	HOR42019.APKL	MEDROXYPROGESTERONE-ACETATE
9	22	HOR42030.APKL	MEGESTROL-ACETATE
26	23	HOR42103.APKL	MELENGESTROL-ACETATE
17	17	HOR42003.APKL	DIENESTROL
5	18	HOR42001.APKL	DIETHYL-STILBESTROL
20	15	HOR42002.APKL	HEXESTROL
10	10	HOR42005.APKL	DIENESTROL-DIACETATE
10	10	HOR42004.APKL	DES-DIPROPIONATE
28	14	HOR42025.APKL	ZERANOL
7	13	HOR42026.APKL	CURTICOSTERONE
7	13	HOR42027.APKL	HYDROCORTISONE

SCORE = PERCENTAGE OF ADEQUATE PEAKS FOUND IN SAMPLE PEAK TABLE
 ADQ.P. = NUMBER OF ADEQUATE PEAKS IN REFERENCE SPECTRUM

"RIKILT" ADEQUATE PEAKS SEARCH REPORT

ADEQUATE PEAKS OF REFERENCE FILE:

HOR42102.APKL TRENBOLONE-17B-ACETATE

FOUND IN PEAK TABLE OF SAMPLE MON42124.APKL

REF	SAMP
986.533	985.570
1023.178	1022.215
1053.073	1054.039
1095.505	1095.506
1244.980	1244.981
1375.168	1376.134
1438.816	1438.817
1572.861	1573.827
1736.802	1737.767

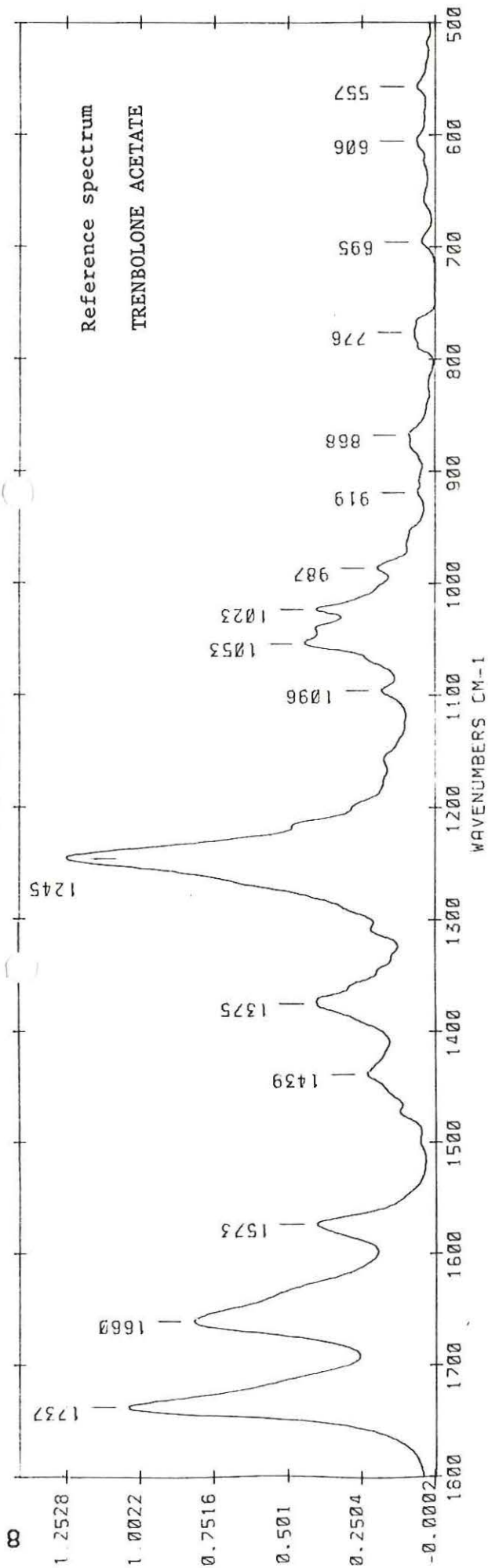
NUMBER OF MATCHES : 9
NUMBER OF PEAKS IN REF TABLE : 10
SCORE (% OF MATCHES): 90

Mismatch

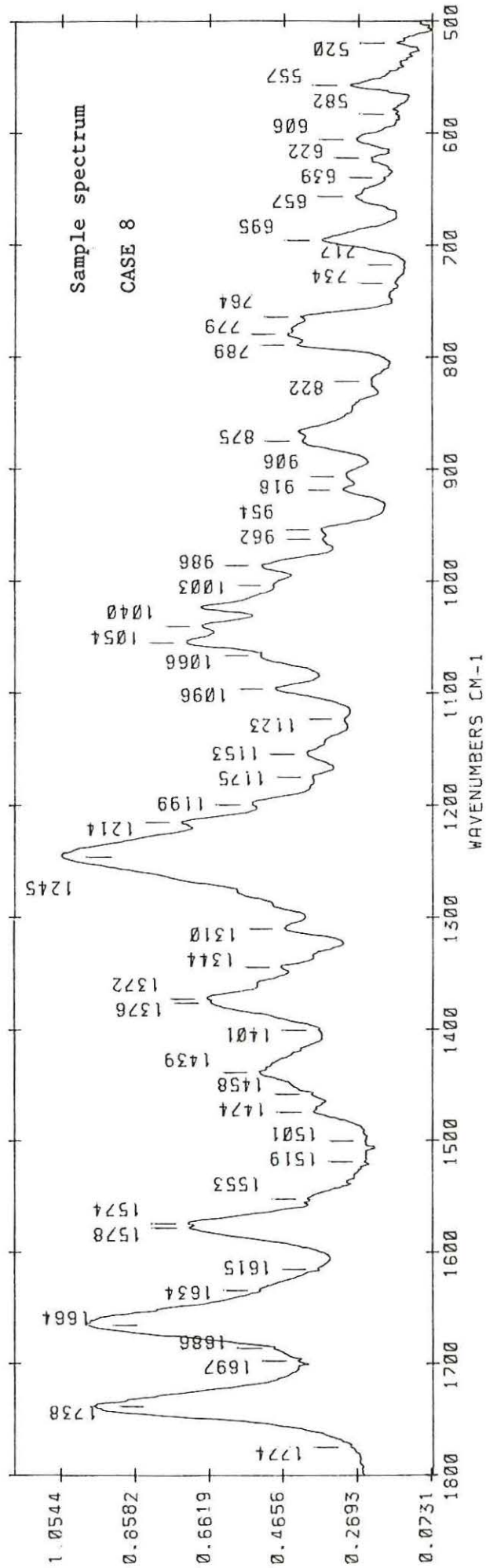
REF	SAMPLE
1660	broad peak, maximum at 1664 cm^{-1}

Conclusion: presence of trenbolone-17 β -acetate confirmed

FLS-HOR42102



FLS-MON42124



CASE 09

SAMPLE FILE : MON42125
SAMPLE TECHNIQUE : DIFFUSE REFLECTION
NUMBER OF SCANS : 100

ADEQ. PEAK TABLE: MON42125.APKL

SENSITIVITY ORIGINAL PEAK TABLE : 100
64 PEAKS.

NO.	WAVE-NO.	REL. INTENSITY	WIDTH CM-1
1	519.786	13	6
2	557.396	26	13
3	578.612	12	19
4	582.469	11	11
5	591.148	12	14
6	595.006	15	5
7	605.613	24	20
8	616.221	13	18
9	622.008	19	18
10	630.687	14	21
11	640.330	15	15
12	650.938	22	16
13	656.724	24	21
14	695.299	35	22
15	717.479	9	12
16	732.908	12	19
17	738.695	12	9
18	746.409	14	25
19	749.302	13	20
20	763.768	39	15
21	773.411	42	40
22	779.198	43	31
23	787.877	41	15
24	818.736	19	23
25	824.522	19	27
26	865.990	40	35
27	874.669	39	25
28	906.492	27	41
29	918.065	27	71
30	952.782	34	18
31	962.425	34	55
32	985.570	50	31
33	1002.928	47	51
34	1022.215	67	23
35	1039.574	65	31
36	1053.075	70	29
37	1066.576	49	35
38	1095.506	45	26
39	1123.473	25	36
40	1154.332	37	47
41	1174.583	36	27
42	1197.728	53	31
43	1214.122	71	31
44	1243.053	100	60
45	1276.805	55	44
46	1308.629	43	27
47	1344.310	45	45
48	1372.276	64	42
49	1401.207	33	31
50	1438.817	50	56
51	1458.104	37	27
52	1474.498	36	21
53	1497.643	21	73
54	1509.215	21	21
55	1518.858	21	58
56	1537.181	26	46
57	1552.611	37	37
58	1573.827	69	28
59	1577.684	69	33
60	1663.512	94	45
61	1697.264	40	26
62	1737.767	92	36
63	1786.949	23	53
64	1793.700	23	83

NAME OF SAMPLE FILE : MON42125
 LIBRARY NAME : HORLIB
 CLASSIFICATION NUMBER : 0

"RIKILT" ADEQUATE PEAKS SEARCH REPORT

SEARCH IS PERFORMED ON FILE: MON42125.APKL

SCORE	ADQ.P.	FILE	COMPOUND
25	27	HOR42006.APKL	ESTRADIOL-17B
20	24	HOR42007.APKL	ESTRADIOL-17A
20	15	HOR42008.APKL	ESTRADIOL-17B-ACETATE
15	13	HOR42011.APKL	ESTRADIOL-17B-DIACETATE
15	20	HOR42056.APKL	ESTRADIOL-17B-PROPIONATE
14	21	HOR42012.APKL	ESTRADIOL-17B-DIPROPIONATE
23	21	HOR42010.APKL	ESTRADIOL-17B-3-SULPHATE
16	18	HOR42009.APKL	ESTRADIOL-17B-3-BENZOATE
17	23	HOR42013.APKL	ESTRADIOL-17B-3-METHYLETHER
9	32	HOR42016.APKL	ETHINYLESTRADIOL
10	30	HOR42031.APKL	MESTRANOL
21	14	HOR42015.APKL	ESTRONE
21	28	HOR42014.APKL	ESTRIOL
16	18	HOR42020.APKL	TESTOSTERONE-17B
14	7	HOR42101.APKL	TESTOSTERONE-17A
14	14	HOR42029.APKL	TESTOSTERONE-ACETATE
0	12	HOR42028.APKL	TESTOSTERONE-PROPIONATE
0	17	HOR42071.APKL	TESTOSTERONE-ISOCAPROATE
7	13	HOR42070.APKL	TESTOSTERONE-DECANOATE
16	12	HOR42073.APKL	TESTOSTERONE-UNDECANOATE
11	17	HOR42072.APKL	TESTOSTERONE-PHENPROPIONATE
11	17	HOR42033.APKL	TESTOSTERONE-BENZOATE
16	12	HOR42022.APKL	METHYLTESTOSTERONE-17B, 4D
6	16	HOR42049.APKL	METHYLTESTOSTERONE-17B, 4-11D
20	15	HOR42054.APKL	EQUILIN
7	13	HOR42055.APKL	EQUILENIN
15	13	HOR42021.APKL	NORTESTOSTERONE
11	9	HOR42100.APKL	NORTESTOSTERONE-17A
7	13	HOR42053.APKL	NORTESTOSTERONE-PROPIONATE
0	10	HOR42039.APKL	NORTESTOSTERONE-DECANOATE
15	13	HOR42034.APKL	NORTESTOSTERONE-LAURATE
0	16	HOR42040.APKL	NORTESTOSTERONE-PHENPROPIONATE
0	15	HOR42032.APKL	ETHISTERONE
20	15	HOR42023.APKL	TRENBOLONE-17B
27	22	HOR42024.APKL	TRENBOLONE-17A
70	10	HOR42102.APKL	TRENBOLONE-17B-ACETATE
14	14	HOR42017.APKL	PROGESTERONE
25	12	HOR42018.APKL	MEDROXY-PROGESTERONE
0	11	HOR42019.APKL	MEDROXYPROGESTERONE-ACETATE
9	22	HOR42030.APKL	MEGESTROL-ACETATE
21	23	HOR42103.APKL	MELENGESTROL-ACETATE
5	17	HOR42003.APKL	DIENESTROL
0	18	HOR42001.APKL	DIETHYL-STILBESTROL
20	15	HOR42002.APKL	HEXESTROL
10	10	HOR42005.APKL	DIENESTROL-DIACETATE
10	10	HOR42004.APKL	DES-DIPROPIONATE
7	14	HOR42025.APKL	ZERANOL
7	13	HOR42026.APKL	CORTICOSTERONE
7	13	HOR42027.APKL	HYDROCORTISONE

SCORE = PERCENTAGE OF ADEQUATE PEAKS FOUND IN SAMPLE PEAK TABLE
 ADQ.P. = NUMBER OF ADEQUATE PEAKS IN REFERENCE SPECTRUM

"RIKILT" ADEQUATE PEAKS SEARCH REPORT

ADEQUATE PEAKS OF REFERENCE FILE:
HOR42102.APKL TRENBOLONE-17B-ACETATE
FOUND IN PEAK TABLE OF SAMPLE NON42125.APKL

REF	SAMP
986.533	985.570
1023.178	1022.215
1053.073	1053.075
1095.505	1095.506
1438.816	1438.817
1572.861	1573.827
1736.802	1737.767

NUMBER OF MATCHES : 7
NUMBER OF PEAKS IN REF TABLE : 10
SCORE (% OF MATCHES): 70

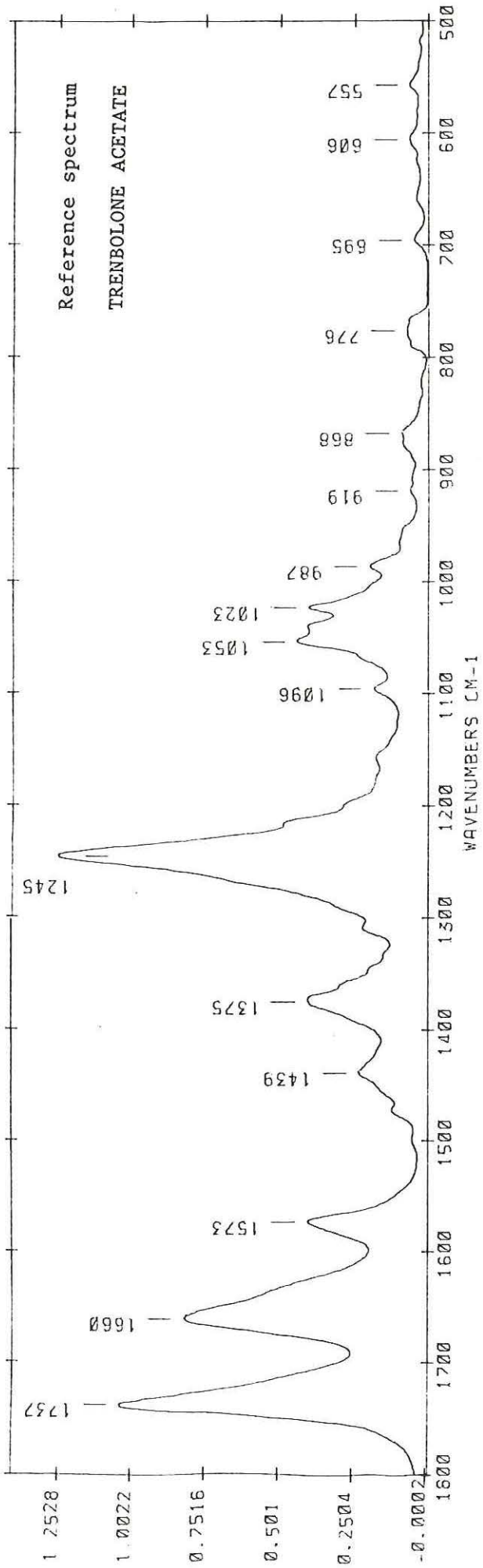
Mismatches

REF	SAMPLE
1245	peak present at 1243 cm ⁻¹
1375	peak present as double, maximum at 1372 cm ⁻¹
1660	peak present, maximum at 1664 cm ⁻¹

Conclusion: presence of trenbolone-17β-acetate confirmed

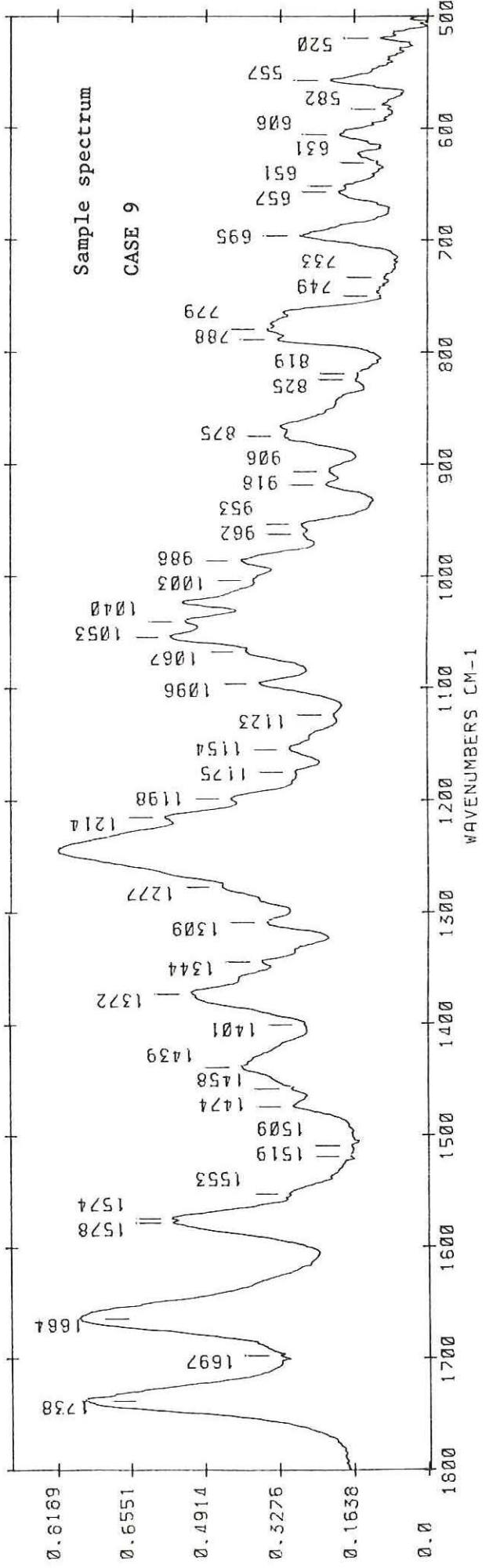
FLS-HOR42102

0



FLS-MON42125

0.6169



CASE 10
 SAMPLE FILE : MON42126
 SAMPLE TECHNIQUE : DIFFUSE REFLECTION
 NUMBER OF SCANS : 100

ADEQ. PEAK TABLE: MON42126.APKL

SENSITIVITY ORIGINAL PEAK TABLE : 100

75 NO.	PEAKS.	WAVE-NO.	REL. INTENSITY	WIDTH CM-1
1		518.821	11	8
2		556.431	25	16
3		578.612	12	13
4		605.613	22	21
5		622.972	18	18
6		657.689	22	28
7		695.299	31	20
8		732.908	9	26
9		742.552	10	34
10		763.768	36	14
11		779.198	40	55
12		787.877	37	14
13		824.522	15	41
14		865.990	37	29
15		874.669	36	23
16		906.492	23	38
17		918.065	24	19
18		953.746	30	19
19		962.425	29	54
20		986.534	47	32
21		1022.215	65	23
22		1038.609	64	23
23		1053.075	68	27
24		1095.506	43	23
25		1123.473	23	52
26		1153.368	34	45
27		1174.583	32	26
28		1197.728	50	29
29		1215.086	69	34
30		1244.017	100	62
31		1308.629	40	21
32		1344.310	41	25
33		1358.775	48	33
34		1371.312	63	28
35		1376.134	61	35
36		1401.207	30	34
37		1417.601	35	34
38		1434.959	45	56
39		1438.817	47	24
40		1449.425	39	29
41		1460.033	31	19
42		1469.676	31	23
43		1474.498	31	21
44		1492.821	16	10
45		1497.643	15	12
46		1500.536	16	15
47		1511.144	15	10
48		1514.037	15	14
49		1518.858	15	5
50		1523.680	16	4
51		1530.431	19	21
52		1537.181	21	12
53		1552.311	33	28
54		1555.504	33	14
55		1573.827	68	25
56		1577.684	67	35
57		1614.330	29	25
58		1633.617	45	33
59		1650.975	74	19
60		1660.619	93	32
61		1664.476	94	31
62		1686.656	43	41
63		1698.229	35	6
64		1703.050	35	10
65		1713.658	41	39
66		1716.551	43	15
67		1731.981	82	30
68		1737.767	92	28
69		1740.660	89	23
70		1762.840	28	25
71		1769.591	23	12
72		1774.413	21	34
73		1782.127	19	29
74		1786.949	19	27

NAME OF SAMPLE FILE : NON42126
LIBRARY NAME : HORLIB
CLASSIFICATION NUMBER : 0

10

"RIKILT" ADEQUATE PEAKS SEARCH REPORT

SEARCH IS PERFORMED ON FILE: NON42126.APKL

SCORE	ADQ.P.	FILE	COMPOUND
25	27	HOR42006.APKL	ESTRADIOL-17B
25	24	HOR42007.APKL	ESTRADIOL-17A
26	15	HOR42008.APKL	ESTRADIOL-17B-ACETATE
30	13	HOR42011.APKL	ESTRADIOL-17B-DIACETATE
15	20	HOR42056.APKL	ESTRADIOL-17B-PROPIONATE
38	21	HOR42012.APKL	ESTRADIOL-17B-DIPROPIONATE
23	21	HOR42010.APKL	ESTRADIOL-17B-3-SULPHATE
22	18	HOR42009.APKL	ESTRADIOL-17B-3-BENZOATE
13	23	HOR42013.APKL	ESTRADIOL-17B-3-METHYLEETHER
21	32	HOR42016.APKL	ETHINYLESTRADIOL
13	30	HOR42031.APKL	MESTRANOL
14	14	HOR42015.APKL	ESTRONE
14	28	HOR42014.APKL	ESTRIOL
16	18	HOR42020.APKL	TESTOSTERONE-17B
0	7	HOR42101.APKL	TESTOSTERONE-17A
28	14	HOR42029.APKL	TESTOSTERONE-ACETATE
8	12	HOR42028.APKL	TESTOSTERONE-PROPIONATE
17	17	HOR42071.APKL	TESTOSTERONE-ISOCAPROATE
23	13	HOR42070.APKL	TESTOSTERONE-DECANOATE
8	12	HOR42073.APKL	TESTOSTERONE-UNDECANOATE
5	17	HOR42072.APKL	TESTOSTERONE-PHENPROPIONATE
17	17	HOR42033.APKL	TESTOSTERONE-BENZOATE
16	12	HOR42022.APKL	METHYLTESTOSTERONE-17B,4D
18	16	HOR42049.APKL	METHYLTESTOSTERONE-17B,4-11D
20	15	HOR42054.APKL	EQUILIN
15	13	HOR42055.APKL	EQUILENIN
15	13	HOR42021.APKL	NORTESTOSTERONE
11	9	HOR42100.APKL	NORTESTOSTERONE-17A
30	13	HOR42053.APKL	NORTESTOSTERONE-PROPIONATE
0	10	HOR42039.APKL	NORTESTOSTERONE-DECANOATE
23	13	HOR42034.APKL	NORTESTOSTERONE-LAURATE
6	16	HOR42040.APKL	NORTESTOSTERONE-PHENPROPIONATE
6	15	HOR42032.APKL	ETHISTERONE
20	15	HOR42023.APKL	TRENBOLONE-17B
36	22	HOR42024.APKL	TRENBOLONE-17A
100	10	HOR42102.APKL	TRENBOLONE-17B-ACETATE
21	14	HOR42017.APKL	PROGESTERONE
25	12	HOR42018.APKL	MEDROXY-PROGESTERONE
18	11	HOR42019.APKL	MEDROXYPROGESTERONE-ACETATE
18	22	HOR42030.APKL	MEGESTROL-ACETATE
30	23	HOR42103.APKL	MELENGESTROL-ACETATE
11	17	HOR42003.APKL	DIENESTROL
5	18	HOR42001.APKL	DIETHYL-STILBESTROL
20	15	HOR42002.APKL	HEXESTROL
10	10	HOR42005.APKL	DIENESTROL-DIACETATE
20	10	HOR42004.APKL	DES-DIPROPIONATE
14	14	HOR42025.APKL	ZERANOL
7	13	HOR42026.APKL	CORTICOSTERONE
15	13	HOR42027.APKL	HYDROCORTISONE

SCORE = PERCENTAGE OF ADEQUATE PEAKS FOUND IN SAMPLE PEAK TABLE
ADQ.P. = NUMBER OF ADEQUATE PEAKS IN REFERENCE SPECTRUM

"RIKILT" ADEQUATE PEAKS SEARCH REPORT

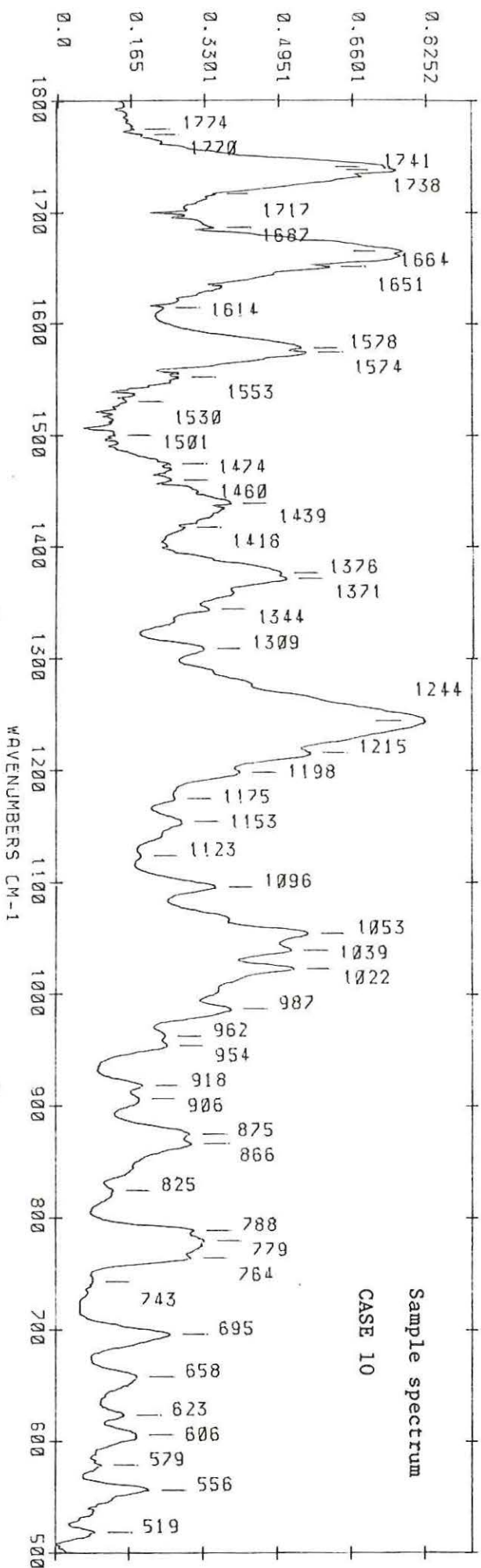
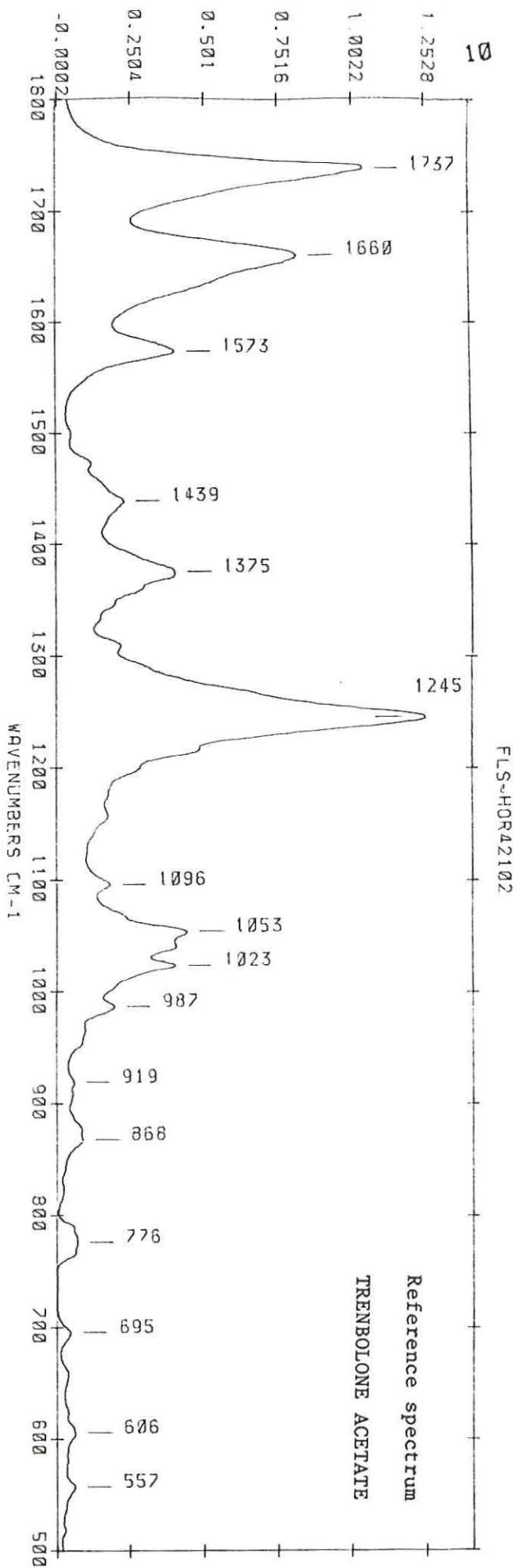
ADEQUATE PEAKS OF REFERENCE FILE:

HOR42102.APKL TRENBOLONE-17 β -ACETATE
FOUND IN PEAK TABLE OF SAMPLE MON42126.APKL

REF	SAMP
986.533	986.534
1023.178	1022.215
1053.073	1053.075
1095.505	1095.506
1244.980	1244.017
1375.168	1376.134
1438.816	1438.817
1572.861	1573.827
1659.653	1660.619
1736.802	1737.767

NUMBER OF MATCHES : 10
NUMBER OF PEAKS IN REF TABLE : 10
SCORE (% OF MATCHES): 100

Conclusion: presence of trenbolone-17 β -acetate confirmed



CASE 11
 SAMPLE FILE : MON42127
 SAMPLE TECHNIQUE : DIFFUSE REFLECTION
 NUMBER OF SCANS : 100

SENSITIVITY ORIGINAL PEAK TABLE : 100 ADED. PEAK TABLE: MON42127.APKL
 80 PEAKS.

NO.	WAVE-NO.	REL. INTENSITY	WIDTH CM-1
1	506.285	4	4
2	519.786	16	10
3	528.465	11	11
4	539.073	13	14
5	557.396	26	12
6	568.968	10	7
7	578.612	14	14
8	582.469	13	10
9	591.148	14	7
10	595.006	17	6
11	605.613	24	19
12	616.221	14	12
13	622.008	20	14
14	631.651	16	10
15	639.366	16	19
16	650.938	22	15
17	656.724	23	19
18	660.582	21	12
19	667.332	14	6
20	678.905	14	11
21	692.406	29	25
22	695.299	32	15
23	717.479	8	8
24	732.908	11	15
25	742.552	11	19
26	746.409	12	8
27	749.302	11	14
28	763.768	35	14
29	773.411	37	34
30	779.198	38	21
31	788.841	35	12
32	807.164	11	8
33	818.736	15	17
34	824.522	16	14
35	843.809	20	30
36	865.990	34	26
37	870.811	32	47
38	874.669	33	29
39	903.599	22	21
40	906.492	22	21
41	918.065	22	19
42	952.782	28	17
43	962.425	28	35
44	966.283	27	27
45	985.570	44	29
46	1004.857	41	68
47	1022.215	62	22
48	1038.609	61	23
49	1053.075	65	27
50	1066.576	45	35
51	1094.542	41	24
52	1129.259	24	90
53	1143.724	28	49
54	1154.332	32	39
55	1173.619	30	22
56	1197.728	45	25
57	1214.122	64	28
58	1244.017	100	56
59	1309.593	37	21
60	1343.346	37	22
61	1372.276	57	41
62	1405.064	27	27
63	1419.530	34	31
64	1430.138	39	32
65	1436.888	43	44
66	1458.104	31	17
67	1473.534	31	21
68	1489.928	17	19
69	1498.607	16	31
70	1508.250	18	15
71	1516.930	17	13
72	1534.288	20	20
73	1573.827	61	26
74	1576.720	61	31
75	1663.512	88	41
76	1697.264	32	18
77	1701.122	32	14
78	1735.838	87	32
79	1757.914	16	23
80	1777.75	17	68

NAME OF SAMPLE FILE : MON42127
 LIBRARY NAME : HORLIB
 CLASSIFICATION NUMBER : 0

"RIKILT" ADEQUATE PEAKS SEARCH REPORT
 SEARCH IS PERFORMED ON FILE: MON42127.APKL

SCORE	ADD.P.	FILE	COMPOUND
33	27	HOR42006.APKL	ESTRADIOL-17B
20	24	HOR42007.APKL	ESTRADIOL-17A
20	15	HOR42008.APKL	ESTRADIOL-17B-ACETATE
15	13	HOR42011.APKL	ESTRADIOL-17B-DIACETATE
20	20	HOR42056.APKL	ESTRADIOL-17B-PROPIONATE
23	21	HOR42012.APKL	ESTRADIOL-17B-DIPROPIONATE
28	21	HOR42010.APKL	ESTRADIOL-17B-3-SULPHATE
16	18	HOR42009.APKL	ESTRADIOL-17B-3-BENZOATE
21	23	HOR42013.APKL	ESTRADIOL-17B-3-METHYLEETHER
18	32	HOR42016.APKL	ETHINYLES TRADIOL
16	30	HOR42031.APKL	MESTRANOL
21	14	HOR42015.APKL	ESTRONE
25	28	HOR42014.APKL	ESTRIOL
16	18	HOR42020.APKL	TESTOSTERONE-17B
0	7	HOR42101.APKL	TESTOSTERONE-17A
7	14	HOR42029.APKL	TESTOSTERONE-ACETATE
0	12	HOR42028.APKL	TESTOSTERONE-PROPIONATE
0	17	HOR42071.APKL	TESTOSTERONE-ISOCAPROATE
7	13	HOR42070.APKL	TESTOSTERONE-DECANOATE
8	12	HOR42073.APKL	TESTOSTERONE-UNDECANOATE
11	17	HOR42072.APKL	TESTOSTERONE-PHENPROPIONATE
11	17	HOR42033.APKL	TESTOSTERONE-BENZOATE
8	12	HOR42022.APKL	METHYLTESTOSTERONE-17B, 4D
25	16	HOR42049.APKL	METHYLTESTOSTERONE-17B, 4-11D
20	15	HOR42054.APKL	EQUILIN
7	13	HOR42055.APKL	EQUILENIN
23	13	HOR42021.APKL	NORTESTOSTERONE
11	9	HOR42100.APKL	NORTESTOSTERONE-17A
7	13	HOR42053.APKL	NORTESTOSTERONE-PROPIONATE
0	10	HOR42039.APKL	NORTESTOSTERONE-DECANOATE
30	13	HOR42034.APKL	NORTESTOSTERONE-LAURATE
6	16	HOR42040.APKL	NORTESTOSTERONE-PHENPROPIONATE
6	15	HOR42032.APKL	ETHISTERONE
20	15	HOR42023.APKL	TRENBOLONE-17B
22	22	HOR42024.APKL	TRENBOLONE-17A
70	10	HOR42102.APKL	TRENBOLONE-17B-ACETATE
14	14	HOR42017.APKL	PROGESTERONE
25	12	HOR42018.APKL	MEDROXY-PROGESTERONE
9	11	HOR42019.APKL	MEDROXYPROGESTERONE-ACETATE
13	22	HOR42030.APKL	MEGESTROL-ACETATE
13	23	HOR42103.APKL	MELENGESTROL-ACETATE
5	17	HOR42003.APKL	DIENESTROL
5	18	HOR42001.APKL	DIETHYL-STILBESTROL
20	15	HOR42002.APKL	HEXESTROL
20	10	HOR42005.APKL	DIENESTROL-DIACETATE
10	10	HOR42004.APKL	DES-DIPROPIONATE
7	14	HOR42025.APKL	ZERANOL
7	13	HOR42026.APKL	CORTICOSTERONE
15	13	HOR42027.APKL	HYDROCORTISONE

SCORE = PERCENTAGE OF ADEQUATE PEAKS FOUND IN SAMPLE PEAK TABLE
 ADD.P. = NUMBER OF ADEQUATE PEAKS IN REFERENCE SPECTRUM

"RIKILT" ADEQUATE PEAKS SEARCH REPORT

ADEQUATE PEAKS OF REFERENCE FILE:

HOR42102.APKL TRENBOLONE-17B-ACETATE

FOUND IN PEAK TABLE OF SAMPLE NON42127.APKL

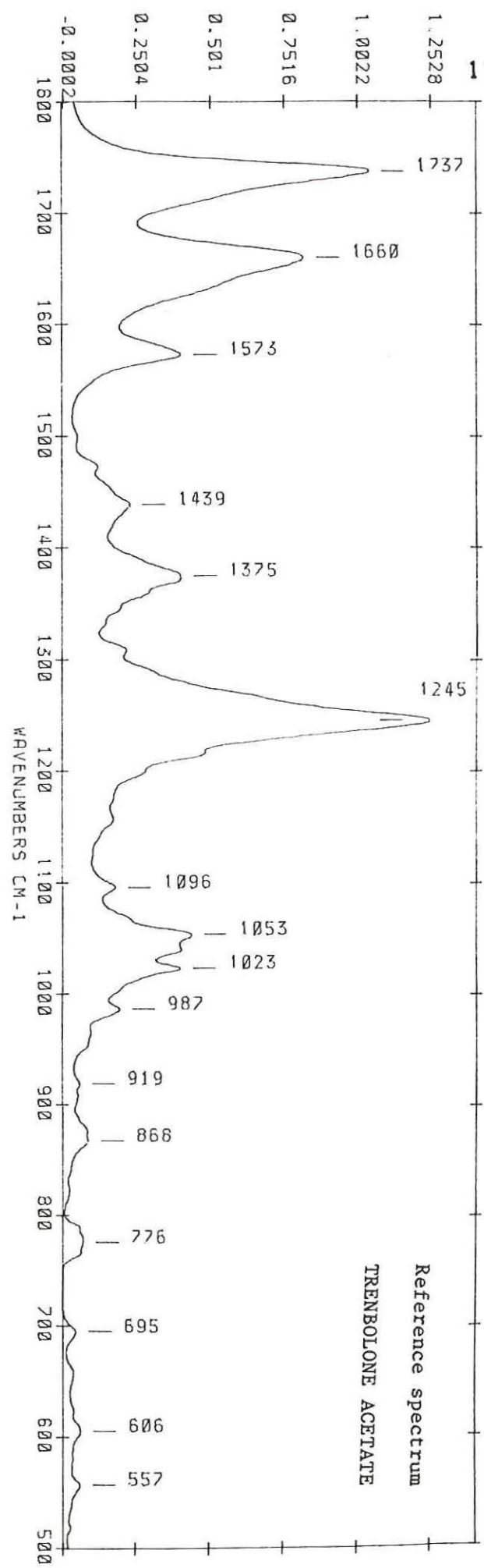
REF	SAMP
986.533	985.570
1023.178	1022.215
1053.073	1053.075
1095.505	1094.542
1244.980	1244.017
1572.861	1573.827
1736.802	1735.838

(NUMBER OF MATCHES : 7
 NUMBER OF PEAKS IN REF TABLE : 10
 SCORE (% OF MATCHES): 70

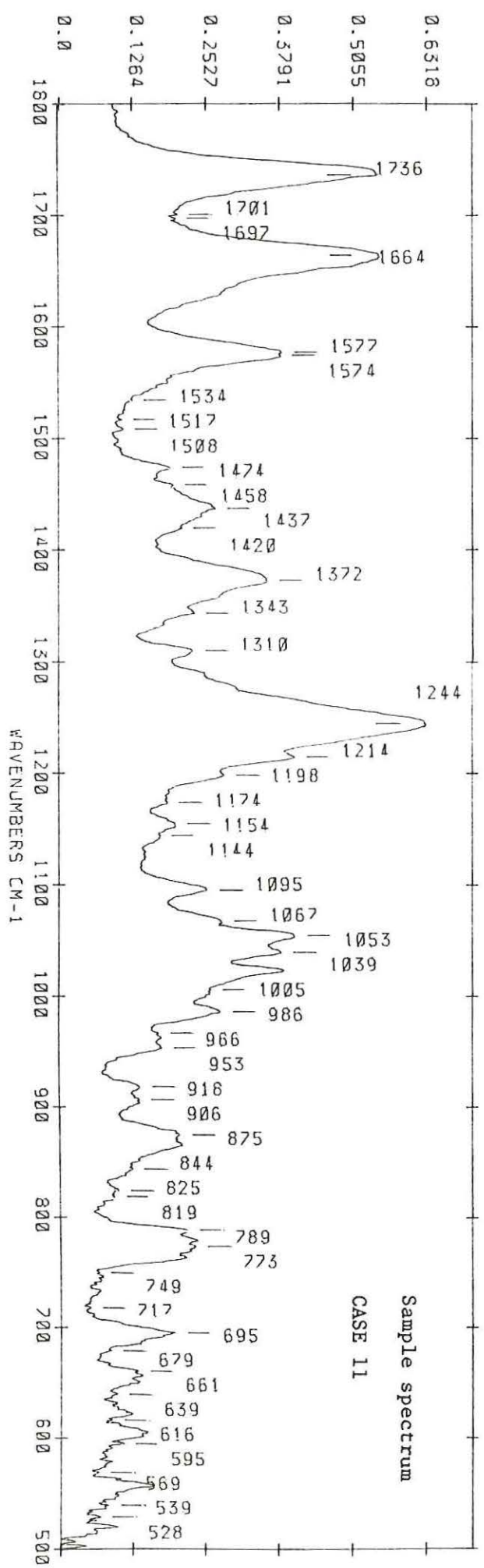
Mismatches

REF	SAMPLE
1375	peak present at 1372 cm^{-1}
1439	peak present, maximum at 1437 cm^{-1}
1660	peak present, maximum at 1664 cm^{-1}

Conclusion: presence of trenbolone-17 β -acetate confirmed



FLS-HOR42102



FLS-MON42127

CASE 12
 SAMPLE FILE : MON42128
 SAMPLE TECHNIQUE : DIFFUSE REFLECTION
 NUMBER OF SCANS : 100

ADDED PEAK TABLE: MON42128.APKL
 SENSITIVITY ORIGINAL PEAK TABLE : 100
 78 PEAKS.

NO.	WAVE-NO.	REL. INTENSITY	WIDTH CM-1
1	502.427	5	2
2	519.786	11	10
3	528.465	8	13
4	557.396	22	13
5	578.612	11	22
6	582.469	10	10
7	591.148	11	15
8	595.006	13	5
9	605.613	20	20
10	616.221	12	12
11	622.008	16	17
12	630.687	13	12
13	640.330	12	26
14	650.938	18	17
15	655.760	20	20
16	660.582	18	12
17	667.332	11	6
18	692.406	26	21
19	695.299	28	15
20	717.479	7	9
21	732.908	9	18
22	738.695	9	7
23	746.409	10	22
24	749.302	9	14
25	763.768	32	14
26	774.376	34	51
27	779.198	30	29
28	787.877	33	15
29	807.164	10	11
30	818.736	14	17
31	824.522	14	31
32	844.774	18	35
33	865.990	31	26
34	875.633	31	25
35	904.564	20	27
36	918.065	21	19
37	952.782	26	17
38	962.425	26	28
39	966.283	25	27
40	985.570	42	28
41	1002.928	39	46
42	1022.215	59	21
43	1039.574	58	38
44	1053.075	63	25
45	1066.576	42	33
46	1094.542	39	23
47	1122.508	22	65
48	1154.332	30	48
49	1173.619	28	21
50	1197.728	44	29
51	1214.122	63	22
52	1244.017	100	55
53	1309.593	36	23
54	1344.310	37	26
55	1372.276	57	41
56	1401.207	28	36
57	1438.817	42	50
58	1458.104	29	31
59	1474.498	29	21
60	1491.856	17	33
61	1500.536	16	29
62	1510.179	16	20
63	1518.858	16	14
64	1537.181	21	52
65	1551.646	30	33
66	1555.504	31	17
67	1573.827	62	25
68	1577.684	62	31
69	1615.294	30	41
70	1632.652	46	38
71	1650.975	71	20
72	1664.476	90	31
73	1685.692	38	44
74	1697.264	32	17
75	1737.767	89	32
76	1774.413	19	52
77	1786.949	17	34
78	1793.700	17	71

NAME OF SAMPLE FILE : MON42128
 LIBRARY NAME : HORLIB
 CLASSIFICATION NUMBER : 0

"RIKILT" ADEQUATE PEAKS SEARCH REPORT
 SEARCH IS PERFORMED ON FILE: MON42128.APKL

SCORE	ADQ.F.	FILE	COMPOUND
22	27	HOR42006.APKL	ESTRADIOL-17B
25	24	HOR42007.APKL	ESTRADIOL-17A
6	15	HOR42008.APKL	ESTRADIOL-17B-ACETATE
15	13	HOR42011.APKL	ESTRADIOL-17B-DIACETATE
10	20	HOR42056.APKL	ESTRADIOL-17B-PROPIONATE
23	21	HOR42012.APKL	ESTRADIOL-17B-DIPROPIONATE
23	21	HOR42010.APKL	ESTRADIOL-17B-3-SULPHATE
5	18	HOR42009.APKL	ESTRADIOL-17B-3-BENZOATE
13	23	HOR42013.APKL	ESTRADIOL-17B-3-METHYLEETHER
18	32	HOR42016.APKL	ETHINYLESTRADIOL
13	30	HOR42031.APKL	MESTRANOL
21	14	HOR42015.APKL	ESTRONE
28	28	HOR42014.APKL	ESTRIOL
11	18	HOR42020.APKL	TESTOSTERONE-17B
0	7	HOR42101.APKL	TESTOSTERONE-17A
14	14	HOR42029.APKL	TESTOSTERONE-ACETATE
0	12	HOR42028.APKL	TESTOSTERONE-PROPIONATE
0	17	HOR42071.APKL	TESTOSTERONE-ISOCAPROATE
7	13	HOR42070.APKL	TESTOSTERONE-DECANOATE
8	12	HOR42073.APKL	TESTOSTERONE-UNDECANOATE
17	17	HOR42072.APKL	TESTOSTERONE-PHENPROPIONATE
11	17	HOR42033.APKL	TESTOSTERONE-BENZOATE
8	12	HOR42022.APKL	METHYLTESTOSTERONE-17B,4D
25	16	HOR42049.APKL	METHYLTESTOSTERONE-17B,4-11D
20	15	HOR42054.APKL	EQUILIN
7	13	HOR42055.APKL	EQUILENIN
23	13	HOR42021.APKL	NORTESTOSTERONE
11	9	HOR42100.APKL	NORTESTOSTERONE-17A
15	13	HOR42053.APKL	NORTESTOSTERONE-PROPIONATE
0	10	HOR42039.APKL	NORTESTOSTERONE-DECANOATE
15	13	HOR42034.APKL	NORTESTOSTERONE-LAURATE
12	16	HOR42040.APKL	NORTESTOSTERONE-PHENPROPIONATE
0	15	HOR42032.APKL	ETHISTERONE
20	15	HOR42023.APKL	TRENBOLONE-17B
22	22	HOR42024.APKL	TRENBOLONE-17A
80	10	HOR42102.APKL	TRENBOLONE-17B-ACETATE
14	14	HOR42017.APKL	PROGESTERONE
25	12	HOR42018.APKL	MEDROXY-PROGESTERONE
9	11	HOR42019.APKL	MEDROXYPROGESTERONE-ACETATE
9	22	HOR42030.APKL	MEGESTROL-ACETATE
26	23	HOR42103.APKL	MELENGESTROL-ACETATE
11	17	HOR42003.APKL	DIENESTROL
5	18	HOR42001.APKL	DIETHYL-STILBESTROL
20	15	HOR42002.APKL	HEXESTROL
10	10	HOR42005.APKL	DIENESTROL-DIACETATE
10	10	HOR42004.APKL	DES-DIPROPIONATE
14	14	HOR42025.APKL	ZERANOL
7	13	HOR42026.APKL	CORTICOSTERONE
7	13	HOR42027.APKL	HYDROCORTISONE

SCORE = PERCENTAGE OF ADEQUATE PEAKS FOUND IN SAMPLE PEAK TABLE
 ADQ.F. = NUMBER OF ADEQUATE PEAKS IN REFERENCE SPECTRUM

"RIKILT" ADEQUATE PEAKS SEARCH REPORT

ADEQUATE PEAKS OF REFERENCE FILE:

HOR42102.APKL TRENBOLONE-17B-ACETATE
FOUND IN PEAK TABLE OF SAMPLE MON42128.APKL

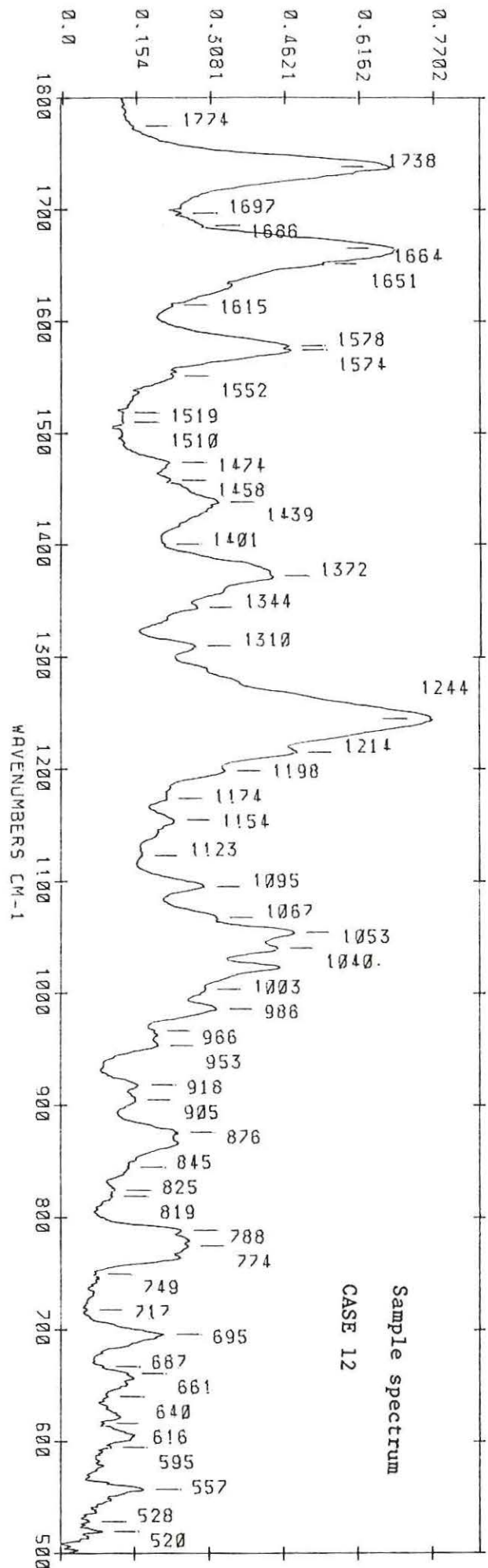
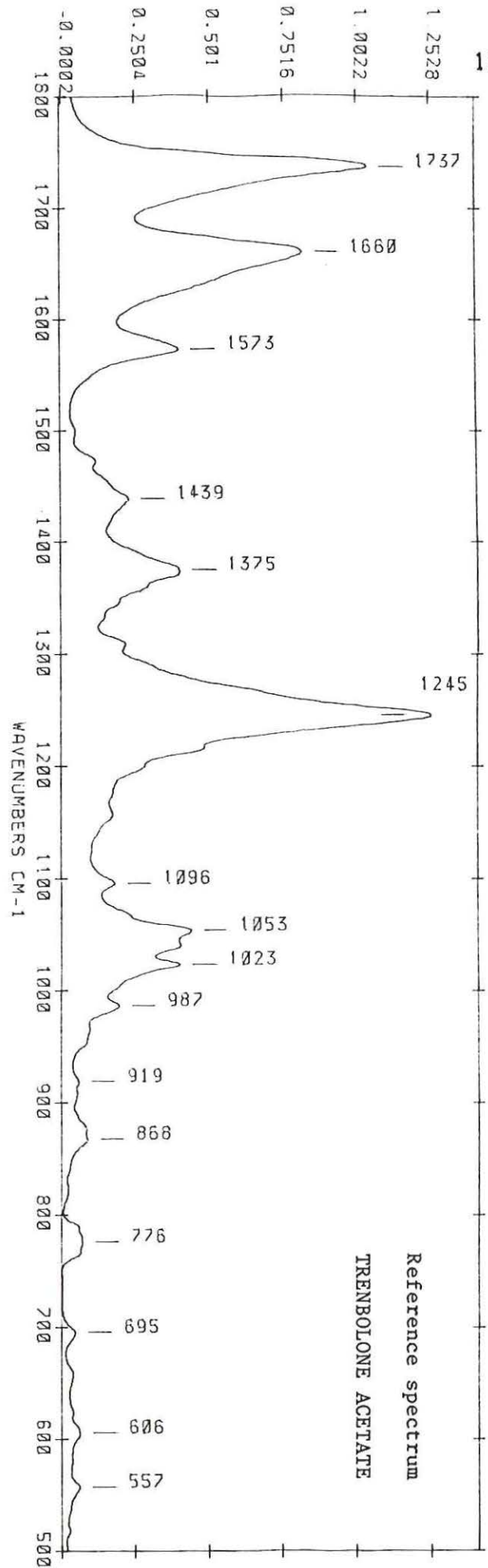
REF	SAMP
986.533	985.570
1023.178	1022.215
1053.073	1053.075
1095.505	1094.542
1244.980	1244.017
1438.816	1438.817
1572.861	1573.827
1736.802	1737.767

NUMBER OF MATCHES : 8
NUMBER OF PEAKS IN REF TABLE : 10
SCORE (% OF MATCHES): 80

Mismatches

REF	SAMPLE
1375	present, maximum at 1372 cm^{-1}
1660	present, maximum at 1664 cm^{-1}

Conclusion: presence of trenbolone-17 β -acetate confirmed



CASE 13
 SAMPLE FILE : MON42129
 SAMPLE TECHNIQUE : DIFFUSE REFLECTION
 NUMBER OF SCANS : 100

SENSITIVITY ORIGINAL PEAK TABLE : 100
 ADDED PEAK TABLE : MON42129.APKI.

NO.	WAVE-NO.	REL. INTENSITY	WIDTH CM-1
1	519.786	11	6
2	557.396	22	16
3	578.612	11	18
4	582.469	11	10
5	604.649	21	21
6	616.221	13	13
7	622.008	18	17
8	630.687	13	15
9	640.330	13	15
10	650.938	20	17
11	655.760	21	25
12	695.299	30	21
13	717.479	8	10
14	721.336	8	10
15	733.873	10	32
16	738.695	10	10
17	746.409	12	20
18	763.768	34	15
19	774.376	38	48
20	779.198	39	27
21	788.841	36	10
22	825.487	19	40
23	867.918	36	36
24	874.669	35	25
25	906.492	23	42
26	918.065	24	21
27	952.762	30	18
28	962.425	31	44
29	986.534	47	34
30	1022.215	64	25
31	1039.574	63	30
32	1053.075	67	29
33	1068.576	48	37
34	1094.542	45	27
35	1122.508	27	77
36	1152.403	36	60
37	1173.619	34	23
38	1197.728	50	30
39	1214.122	68	29
40	1244.017	100	61
41	1309.593	41	25
42	1344.310	43	31
43	1372.276	64	41
44	1401.207	33	34
45	1434.959	47	65
46	1438.817	49	42
47	1458.104	36	44
48	1470.641	35	45
49	1474.498	36	21
50	1491.856	21	39
51	1500.536	21	31
52	1510.179	21	24
53	1518.858	20	14
54	1537.181	24	59
55	1552.611	35	33
56	1555.504	36	19
57	1573.827	69	26
58	1577.684	68	33
59	1614.330	33	54
60	1633.617	50	38
61	1650.975	77	24
62	1664.476	96	33
63	1686.656	44	39
64	1697.264	37	19
65	1737.767	94	35
66	1774.413	22	58
67	1786.949	20	46
68	1814.664	20	69

NAME OF SAMPLE FILE : MON42129
 LIBRARY NAME : HORLIB
 CLASSIFICATION NUMBER : 0

"RIKILT" ADEQUATE PEAKS SEARCH REPORT

SEARCH IS PERFORMED ON FILE: MON42129.APKL

SCORE	ADQ.P.	FILE	COMPOUND
18	27	HOR42006.APKL	ESTRADIOL-17B
12	24	HOR42007.APKL	ESTRADIOL-17A
13	15	HOR42008.APKL	ESTRADIOL-17B-ACETATE
15	13	HOR42011.APKL	ESTRADIOL-17B-DIACETATE
15	20	HOR42056.APKL	ESTRADIOL-17B-PROPIONATE
14	21	HOR42012.APKL	ESTRADIOL-17B-DIPROPIONATE
14	21	HOR42010.APKL	ESTRADIOL-17B-3-SULPHATE
11	18	HOR42009.APKL	ESTRADIOL-17B-3-BENZOATE
8	23	HOR42013.APKL	ESTRADIOL-17B-3-METHYLETHER
18	32	HOR42016.APKL	ETHINYLESTRADIOL
3	30	HOR42031.APKL	NESTRANDL
7	14	HOR42015.APKL	ESTRONE
17	28	HOR42014.APKL	ESTRIOL
16	18	HOR42020.APKL	TESTOSTERONE-17B
0	7	HOR42101.APKL	TESTOSTERONE-17A
14	14	HOR42029.APKL	TESTOSTERONE-ACETATE
0	12	HOR42028.APKL	TESTOSTERONE-PROPIONATE
5	17	HOR42071.APKL	TESTOSTERONE-ISOCAPROATE
15	13	HOR42070.APKL	TESTOSTERONE-DECANOATE
8	12	HOR42073.APKL	TESTOSTERONE-UNDECANOATE
11	17	HOR42072.APKL	TESTOSTERONE-PHENPROPIONATE
11	17	HOR42033.APKL	TESTOSTERONE-BENZOATE
8	12	HOR42022.APKL	METHYLTESTOSTERONE-17B, 4D
18	16	HOR42049.APKL	METHYLTESTOSTERONE-17B, 4-11D
26	15	HOR42054.APKL	EQUILIN
7	13	HOR42055.APKL	EQUILENIN
15	13	HOR42021.APKL	NORTESTOSTERONE
11	9	HOR42100.APKL	NORTESTOSTERONE-17A
15	13	HOR42053.APKL	NORTESTOSTERONE-PROPIONATE
0	10	HOR42039.APKL	NORTESTOSTERONE-DECANOATE
15	13	HOR42034.APKL	NORTESTOSTERONE-LAURATE
6	16	HOR42040.APKL	NORTESTOSTERONE-PHENPROPIONATE
6	15	HOR42032.APKL	ETHISTERONE
20	15	HOR42023.APKL	TRENBOLONE-17B
27	22	HOR42024.APKL	TRENBOLONE-17A
80	10	HOR42102.APKL	TRENBOLONE-17B-ACETATE
7	14	HOR42017.APKL	PROGESTERONE
25	12	HOR42018.APKL	MEDROXY-PROGESTERONE
0	11	HOR42019.APKL	MEDROXYPROGESTERONE-ACETATE
9	22	HOR42030.APKL	MEGESTROL-ACETATE
26	23	HOR42103.APKL	MELENGESTROL-ACETATE
17	17	HOR42003.APKL	DIENESTROL
11	18	HOR42001.APKL	DIETHYL-STILBESTROL
26	15	HOR42002.APKL	HEXESTROL
0	10	HOR42005.APKL	DIENESTROL-DIACETATE
10	10	HOR42004.APKL	DES-DIPROPIONATE
14	14	HOR42025.APKL	ZERANOL
7	13	HOR42026.APKL	CORTICOSTERONE
0	13	HOR42027.APKL	HYDROCORTISONE

SCORE = PERCENTAGE OF ADEQUATE PEAKS FOUND IN SAMPLE PEAK TABLE
 ADQ.P. = NUMBER OF ADEQUATE PEAKS IN REFERENCE SPECTRUM

"RIKILT" ADEQUATE PEAKS SEARCH REPORT

ADEQUATE PEAKS OF REFERENCE FILE:

HOR42102.APKL TRENBOLONE-17B-ACETATE
 FOUND IN PEAK TABLE OF SAMPLE MON42129.APKL

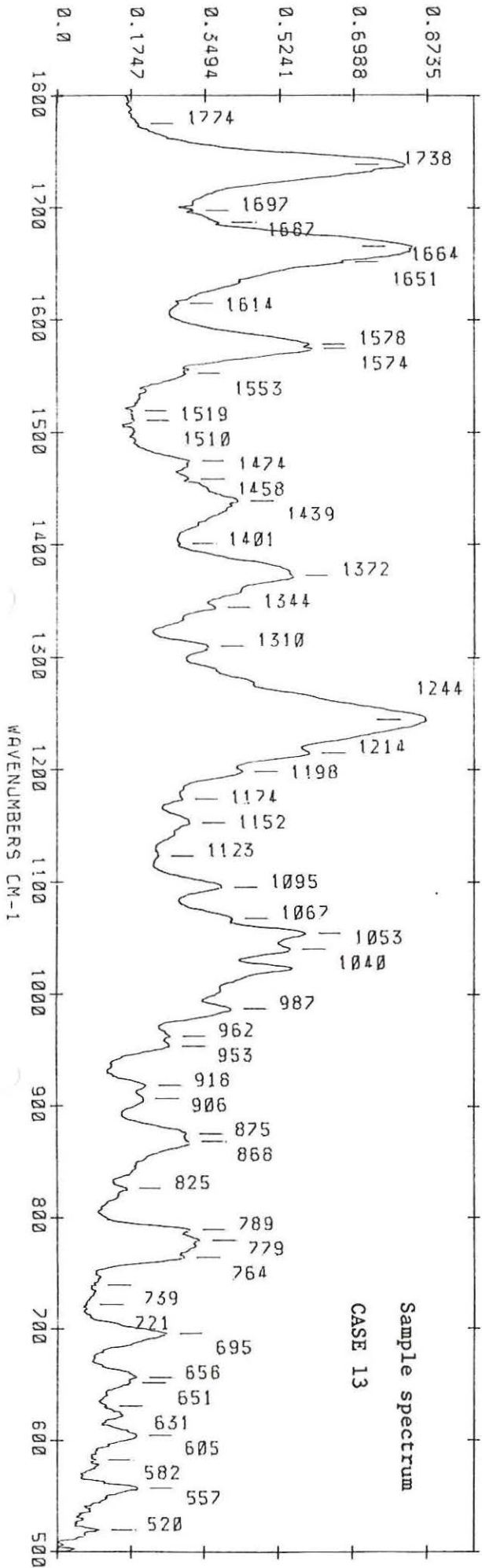
REF	SAMP
986.533	986.534
1023.178	1022.215
1053.073	1053.075
1095.505	1094.542
1244.980	1244.017
1438.816	1438.817
1572.861	1573.827
1736.802	1737.767

NUMBER OF MATCHES : 8
 NUMBER OF PEAKS IN REF TABLE : 10
 SCORE (% OF MATCHES): 80

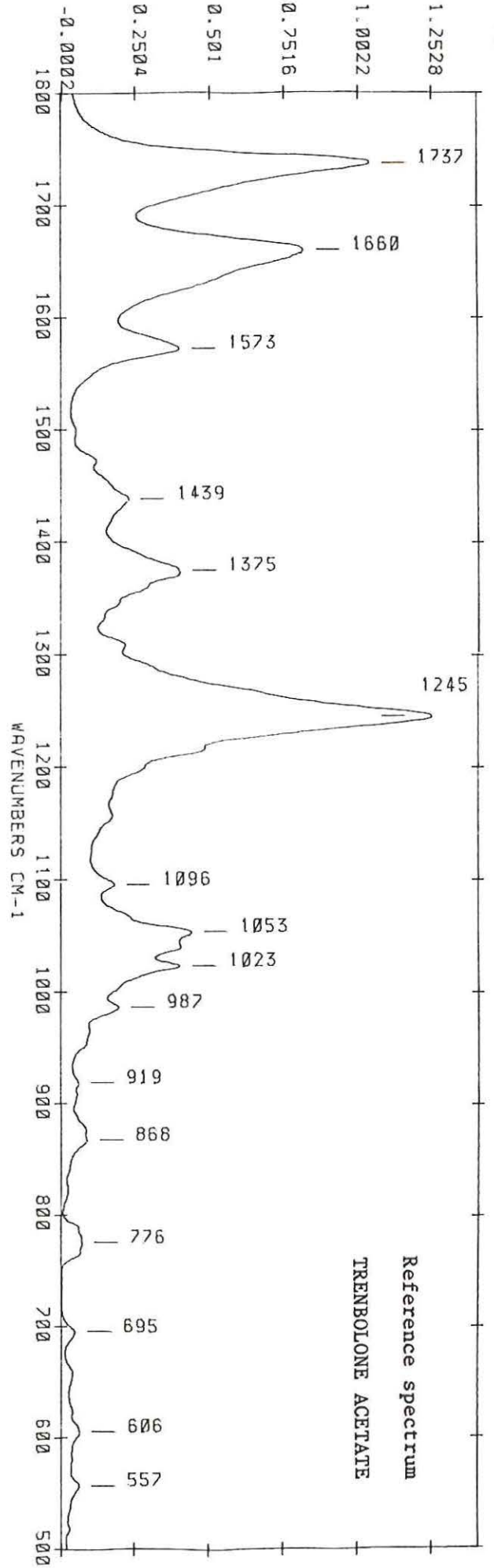
Mismatches

REF	SAMPLE
1375	present, maximum at 1372 cm^{-1}
1659	present, maximum at 1664 cm^{-1}

Conclusion: presence of trenbolone-17 β -acetate confirmed



FLS-MON42129



FLS-HOR42102

CASE 14
 SAMPLE FILE : MON42130
 SAMPLE TECHNIQUE : DIFFUSE REFLECTION
 NUMBER OF SCANS : 100

ADEV. PEAK TABLE : MON42130.APEL

SENSITIVITY ORIGINAL PEAK TABLE : 100
 % PEAKS.

NO.	WAVE-NO.	REL. INTENSITY	WIDTH CH-1
1	502.427	13	2
2	519.786	20	13
3	528.465	18	11
4	539.073	18	14
5	557.396	27	9
6	563.182	22	4
7	578.612	19	23
8	582.469	19	17
9	591.148	20	8
10	595.006	23	8
11	601.756	29	19
12	613.328	20	6
13	622.008	23	16
14	631.651	20	10
15	636.473	18	8
16	639.366	19	10
17	650.938	24	9
18	656.724	23	15
19	661.546	23	10
20	667.332	17	8
21	678.905	17	11
22	685.655	21	9
23	692.406	28	11
24	695.299	30	15
25	711.693	11	7
26	717.479	10	8
27	730.015	17	13
28	742.552	11	23
29	746.409	11	6
30	749.302	10	9
31	763.768	29	13
32	769.554	31	12
33	773.411	31	14
34	779.198	32	12
35	788.841	29	12
36	798.485	11	15
37	807.164	9	5
38	811.021	10	6
39	825.487	26	9
40	838.023	15	19
41	846.702	15	27
42	851.524	16	8
43	865.025	27	18
44	874.669	27	29
45	889.134	14	16
46	903.599	18	17
47	906.492	18	10
48	918.065	18	23
49	935.423	15	13
50	943.138	13	15
51	952.782	23	17
52	962.425	23	25
53	966.283	23	23
54	971.104	22	19
55	985.570	39	28
56	1004.857	39	62
57	1022.215	60	24
58	1038.609	59	24
59	1053.075	63	27
60	1066.576	45	39
61	1098.399	45	36
62	1116.722	28	47
63	1129.259	28	23
64	1143.724	28	60
65	1154.332	31	37
66	1172.655	27	21
67	1183.263	27	33
68	1215.086	59	28
69	1244.017	100	49
70	1309.593	34	25
71	1375.169	65	45
72	1405.064	29	20
73	1419.530	34	29
74	1430.138	38	25
75	1436.888	41	28
76	1455.211	34	33
77	1458.104	35	17
78	1473.534	40	15
79	1489.928	21	15
80	1498.607	20	24
81	1507.286	23	16
82	1516.930	23	10
83	1522.716	24	19
84	1533.324	25	14
85	1545.860	28	51
86	1549.718	30	9
87	1554.540	31	15
88	1577.684	58	36
89	1636.510	64	42
90	1663.512	85	35
91	1696.300	31	23
92	1701.122	31	12
93	1739.696	82	31
94	1772.484	15	15
95	1787.914	11	12
96	1792.735	12	35

NAME OF SAMPLE FILE : MON42130
 LIBRARY NAME : HORLIB
 CLASSIFICATION NUMBER : 0

"RIKILT" ADEQUATE PEAKS SEARCH REPORT

SEARCH IS PERFORMED ON FILE: MON42130.APKL

SCORE	ADQ.P.	FILE	COMPOUND
29	27	HOR42006.APKL	ESTRADIOL-17B
25	24	HOR42007.APKL	ESTRADIOL-17A
13	15	HOR42008.APKL	ESTRADIOL-17B-ACETATE
15	13	HOR42011.APKL	ESTRADIOL-17B-DIACETATE
15	20	HOR42056.APKL	ESTRADIOL-17B-PROPIONATE
19	21	HOR42012.APKL	ESTRADIOL-17B-DIPROPIONATE
42	21	HOR42010.APKL	ESTRADIOL-17B-3-SULPHATE
27	18	HOR42009.APKL	ESTRADIOL-17B-3-BENZOATE
21	23	HOR42013.APKL	ESTRADIOL-17B-3-METHYLETHYR
21	32	HOR42016.APKL	ETHINYLESTRADIOL
20	30	HOR42031.APKL	MESTRANOL
14	14	HOR42015.APKL	ESTRONE
28	28	HOR42014.APKL	ESTRIOL
11	18	HOR42020.APKL	TESTOSTERONE-17B
0	7	HOR42101.APKL	TESTOSTERONE-17A
14	14	HOR42029.APKL	TESTOSTERONE-ACETATE
0	12	HOR42028.APKL	TESTOSTERONE-PROPIONATE
11	17	HOR42071.APKL	TESTOSTERONE-ISOCAPROATE
7	13	HOR42070.APKL	TESTOSTERONE-DECANOATE
16	12	HOR42073.APKL	TESTOSTERONE-UNDECANOATE
23	17	HOR42072.APKL	TESTOSTERONE-PHENPROPIONATE
11	17	HOR42033.APKL	TESTOSTERONE-BENZOATE
16	12	HOR42022.APKL	METHYLTESTOSTERONE-17B,4D
25	16	HOR42049.APKL	METHYLTESTOSTERONE-17B,4-11D
20	15	HOR42054.APKL	EQUILIN
7	13	HOR42055.APKL	EQUILENIN
23	13	HOR42021.APKL	NORTESTOSTERONE
11	9	HOR42100.APKL	NORTESTOSTERONE-17A
15	13	HOR42053.APKL	NORTESTOSTERONE-PROPIONATE
0	10	HOR42039.APKL	NORTESTOSTERONE-DECANOATE
15	13	HOR42034.APKL	NORTESTOSTERONE-LAURATE
6	16	HOR42040.APKL	NORTESTOSTERONE-PHENPROPIONATE
6	15	HOR42032.APKL	ETHISTERONE
13	15	HOR42023.APKL	TRENBOLONE-17B
27	22	HOR42024.APKL	TRENBOLONE-17A
50	10	HOR42102.APKL	TRENBOLONE-17B-ACETATE
7	14	HOR42017.APKL	PROGESTERONE
16	12	HOR42018.APKL	MEDROXY-PROGESTERONE
9	11	HOR42019.APKL	MEDROXYPROGESTERONE-ACETATE
13	22	HOR42030.APKL	MEGESTROL-ACETATE
21	23	HOR42103.APKL	MELENGESTROL-ACETATE
11	17	HOR42003.APKL	DIENESTROL
11	18	HOR42001.APKL	DIETHYL-STILBESTROL
26	15	HOR42002.APKL	HEXESTROL
20	10	HOR42005.APKL	DIENESTROL-DIACETATE
10	10	HOR42004.APKL	DES-DIPROPIONATE
7	14	HOR42025.APKL	ZERANOL
7	13	HOR42026.APKL	CORTICOSTERONE
23	13	HOR42027.APKL	HYDROCORTISONE

SCORE = PERCENTAGE OF ADEQUATE PEAKS FOUND IN SAMPLE PEAK TABLE
 ADQ.P. = NUMBER OF ADEQUATE PEAKS IN REFERENCE SPECTRUM

"RIKILT" ADEQUATE PEAKS SEARCH REPORT

ADEQUATE PEAKS OF REFERENCE FILE:
 HOR42102.APKL TRENBOLONE-17B-ACETATE
 FOUND IN PEAK TABLE OF SAMPLE MON42130.APKL .

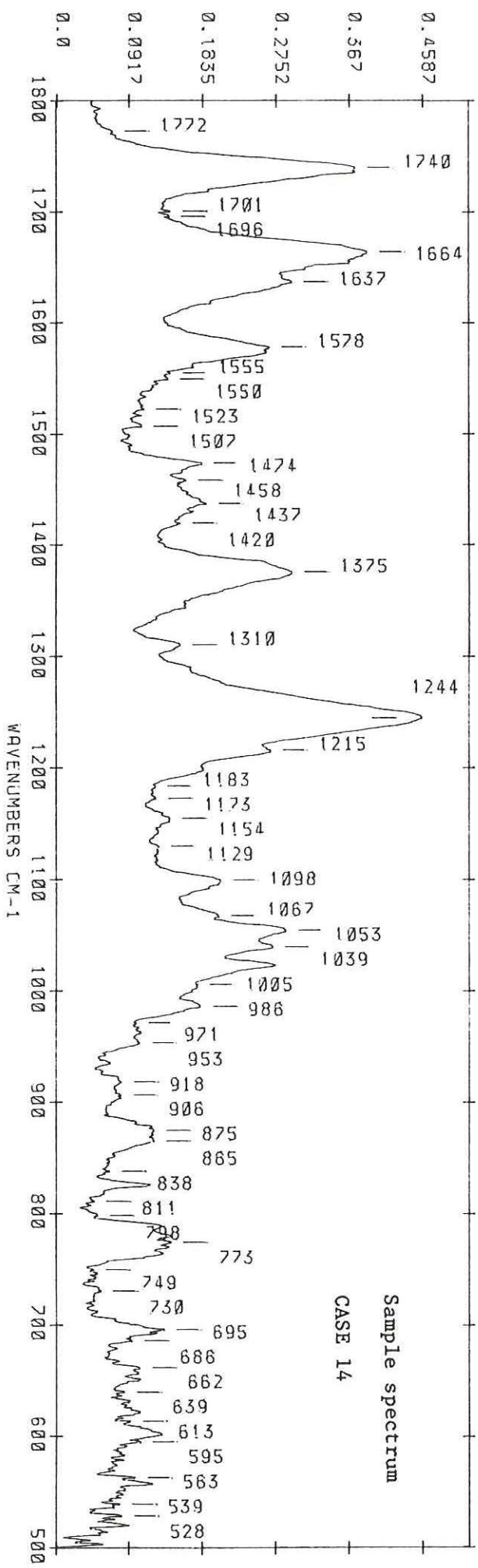
REF	SAMP
986.533	985.570
1023.178	1022.215
1053.073	1053.075
1244.980	1244.017
1375.168	1375.169

NUMBER OF MATCHES : 5
 NUMBER OF PEAKS IN REF TABLE : 10
 SCORE (% OF MATCHES): 50

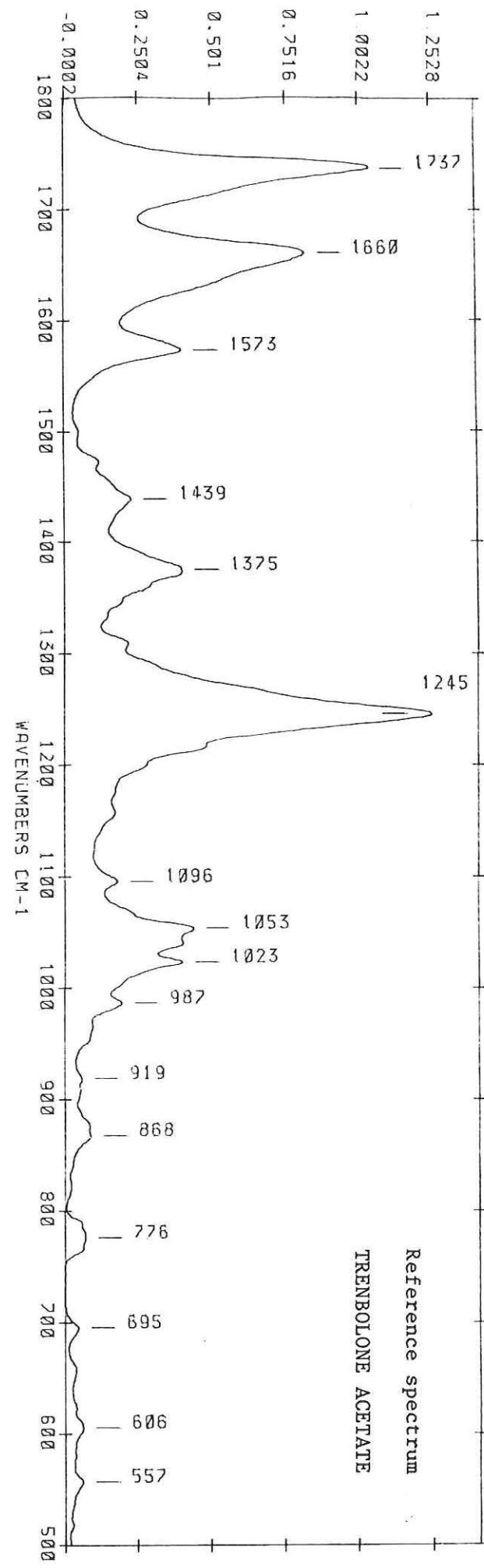
Mismatches

REF	SAMPLE
1096	present at 1098 cm^{-1}
1439	present, maximum at 1437 cm^{-1}
1573	doublet present, maximum at 1578 cm^{-1}
1660	present at 1664 cm^{-1}
1737	present at 1740 cm^{-1}

Conclusion: presence of trenbolone-17 β -acetate confirmed



FLS-MON42130



FLS-HOR42102

CASE 15

SAMPLE FILE : MON42144
 SAMPLE TECHNIQUE : DIFFUSE REFLECTION
 NUMBER OF SCANS : 100

AEO. PEAK TABLE: MON42144.APKL

SENSITIVITY ORIGINAL PEAK TABLE : 100
81 PEAKS.

NO.	WAVE-NO.	REL. INTENSITY	WIDTH CM-1
1	502.427	11	2
2	519.786	18	12
3	528.465	13	4
4	557.396	27	14
5	563.182	19	4
6	578.612	16	25
7	591.148	18	8
8	595.006	21	6
9	605.613	27	20
10	622.008	22	18
11	631.651	19	13
12	636.473	18	8
13	639.366	19	11
14	650.938	26	16
15	656.724	27	21
16	660.582	25	14
17	667.332	20	6
18	678.905	19	12
19	692.406	33	17
20	695.299	37	17
21	710.728	14	14
22	717.479	13	9
23	732.908	17	19
24	742.552	17	24
25	746.409	18	9
26	749.302	16	13
27	763.768	40	16
28	769.554	42	11
29	773.411	44	20
30	779.198	45	22
31	787.877	42	15
32	807.164	18	9
33	818.736	23	25
34	824.522	22	24
35	844.774	27	45
36	867.918	41	39
37	875.633	41	29
38	903.599	29	25
39	906.492	29	27
40	918.065	30	25
41	952.782	36	20
42	962.425	36	39
43	966.283	35	35
44	985.570	52	34
45	1001.964	49	45
46	1022.215	68	26
47	1038.609	67	27
48	1052.110	71	37
49	1065.611	53	46
50	1094.542	49	32
51	1125.401	33	63
52	1154.332	41	46
53	1173.619	39	35
54	1198.692	55	35
55	1214.122	72	33
56	1244.017	100	68
57	1309.593	46	27
58	1343.346	47	26
59	1374.205	65	50
60	1405.064	36	26
61	1419.530	43	27
62	1430.138	49	26
63	1436.888	53	48
64	1458.104	42	15
65	1464.854	37	40
66	1473.534	41	25
67	1489.928	27	21
68	1498.607	26	30
69	1507.286	27	17
70	1516.930	26	12
71	1522.716	27	11
72	1533.324	29	0
73	1545.860	36	30
74	1554.540	42	42
75	1572.862	69	27
76	1576.720	70	39
77	1663.512	92	50
78	1697.264	44	22
79	1701.122	45	13
80	1735.838	92	38
81	1792.735	26	66

NAME OF SAMPLE FILE : MON42144
 LIBRARY NAME : HORLIB
 CLASSIFICATION NUMBER : 0

"RIKILT" ADEQUATE PEAKS SEARCH REPORT

SEARCH IS PERFORMED ON FILE: MON42144.APKL

SCORE	ADR.P.	FILE	COMPOUND
25	27	HUR42006.APKL	ESTRADIOL-17B
16	24	HOR42007.APKL	ESTRADIOL-17A
20	15	HOR42008.APKL	ESTRADIOL-17B-ACETATE
23	13	HOR42011.APKL	ESTRADIOL-17B-DIACETATE
15	20	HOR42056.APKL	ESTRADIOL-17B-PROPIONATE
19	21	HOR42012.APKL	ESTRADIOL-17B-DIPROPIONATE
28	21	HOR42010.APKL	ESTRADIOL-17B-3-SULPHATE
11	18	HOR42009.APKL	ESTRADIOL-17B-3-BENZOATE
17	23	HOR42013.APKL	ESTRADIOL-17B-3-METHYLETHER
12	32	HOR42016.APKL	ETHINYLESTRADIOL
20	30	HOR42031.APKL	NESTRANDL
28	14	HOR42015.APKL	ESTRONE
17	28	HOR42014.APKL	ESTRIOL
11	18	HOR42020.APKL	TESTOSTERONE-17B
0	7	HOR42101.APKL	TESTOSTERONE-17A
7	14	HOR42029.APKL	TESTOSTERONE-ACETATE
0	12	HOR42028.APKL	TESTOSTERONE-PROPIONATE
5	17	HOR42071.APKL	TESTOSTERONE-ISOCAPROATE
7	13	HOR42070.APKL	TESTOSTERONE-DECANOATE
8	12	HOR42073.APKL	TESTOSTERONE-UNDECANOATE
5	17	HOR42072.APKL	TESTOSTERONE-PHENPROPIONATE
5	17	HOR42033.APKL	TESTOSTERONE-BENZOATE
16	12	HOR42022.APKL	METHYLTESTOSTERONE-17B,4D
18	16	HOR42049.APKL	METHYLTESTOSTERONE-17B,4-11D
13	15	HOR42054.APKL	EQUILIN
7	13	HOR42055.APKL	EQUILENIN
23	13	HOR42021.APKL	NORTESTOSTERONE
22	9	HOR42100.APKL	NORTESTOSTERONE-17A
7	13	HOR42053.APKL	NORTESTOSTERONE-PROPIONATE
10	10	HOR42039.APKL	NORTESTOSTERONE-DECANOATE
30	13	HOR42034.APKL	NORTESTOSTERONE-LAURATE
6	16	HOR42040.APKL	NORTESTOSTERONE-PHENPROPIONATE
20	15	HOR42032.APKL	ETHISTERONE
13	15	HOR42023.APKL	TRENBOLONE-17B
27	22	HOR42024.APKL	TRENBOLONE-17A
80	10	HUR42102.APKL	TRENBOLONE-17B-ACETATE
7	14	HOR42017.APKL	PROGESTERONE
16	12	HOR42018.APKL	MEDROXY-PROGESTERONE
9	11	HOR42019.APKL	MEDROXYPROGESTERONE-ACETATE
9	22	HOR42030.APKL	MEGESTROL-ACETATE
8	23	HOR42103.APKL	MELENGESTROL-ACETATE
5	17	HOR42003.APKL	DIENESTROL
5	18	HOR42001.APKL	DIETHYL-STILBESTROL
20	15	HOR42002.APKL	HEXESTROL
10	10	HOR42005.APKL	DIENESTROL-DIACETATE
10	10	HOR42004.APKL	DES-DIPROPIONATE
21	14	HOR42025.APKL	ZERANDL
7	13	HOR42026.APKL	CORTICOSTERONE
0	13	HOR42027.APKL	HYDROCORTISONE

SCORE = PERCENTAGE OF ADEQUATE PEAKS FOUND IN SAMPLE PEAK TABLE
 ADR.P. = NUMBER OF ADEQUATE PEAKS IN REFERENCE SPECTRUM

"RIKILT" ADEQUATE PEAKS SEARCH REPORT

ADEQUATE PEAKS OF REFERENCE FILE:

HOR42102.APKL TRENBOLONE-17B-ACETATE
FOUND IN PEAK TABLE OF SAMPLE MON42144.APKL

REF	SAMP
986.533	985.570
1023.178	1022.215
1053.073	1052.110
1095.505	1094.542
1244.980	1244.017
1375.168	1374.205
1572.861	1572.862
1736.802	1735.838

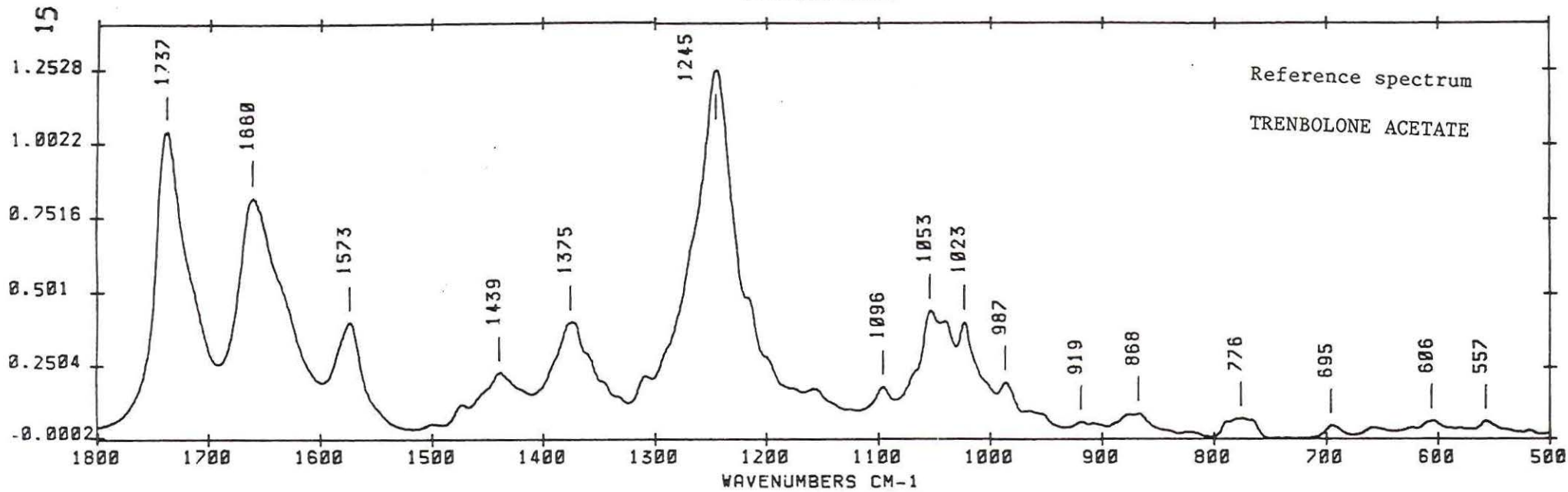
NUMBER OF MATCHES : 8
 NUMBER OF PEAKS IN REF TABLE : 10
 SCORE (% OF MATCHES): 80

Mismatches

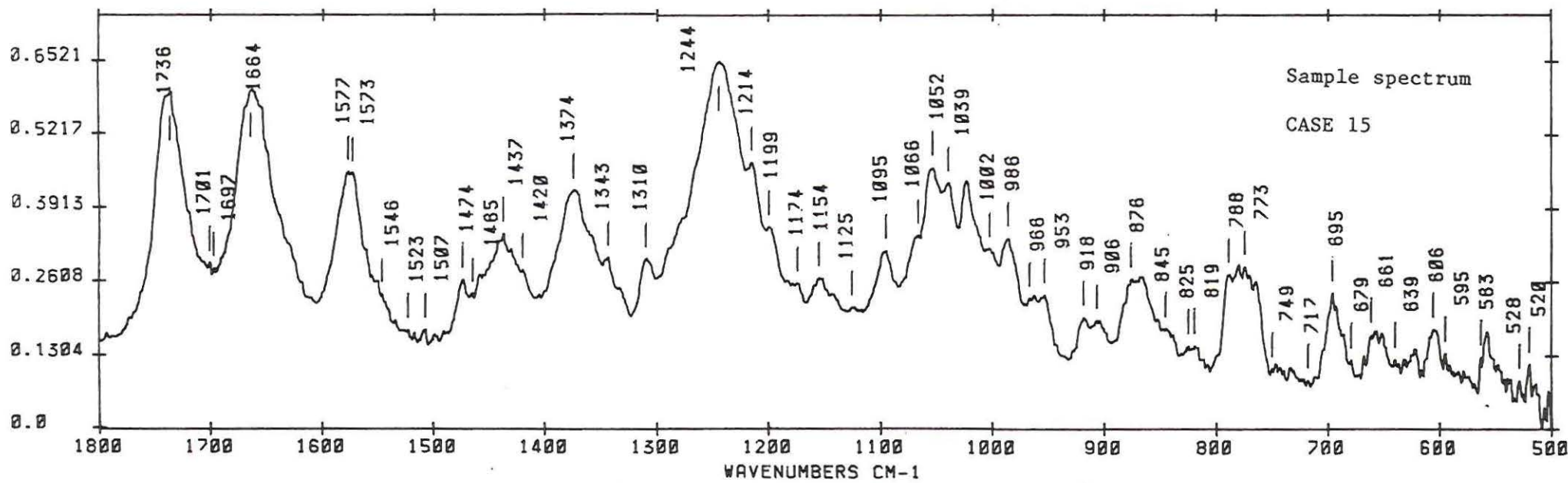
REF	SAMPLE
1439	present at 1437 cm^{-1}
1660	present at 1664 cm^{-1}

Conclusion: presence of trenbolone-17 β -acetate confirmed

FLS-HOR42102



FLS-MON42144



SAMPLE FILE : MON42156
 SAMPLE TECHNIQUE : DIFFUSE REFLECTION
 NUMBER OF SCANS : 2000

ADDED. PEAK TABLE: MON42156.APKL

SENSITIVITY ORIGINAL PEAK TABLE : 100
 75 PEAKS.

NO.	WAVE-NO.	REL. INTENSITY	WIDTH CM-1
1	536.180	20	37
2	574.754	6	15
3	589.219	9	29
4	597.899	8	52
5	611.400	12	29
6	620.079	22	7
7	638.402	8	41
8	641.295	8	39
9	649.009	10	14
10	653.831	9	58
11	660.582	9	66
12	670.225	8	21
13	677.940	8	23
14	700.120	10	42
15	720.372	6	15
16	733.873	3	14
17	737.730	3	15
18	755.089	1	6
19	775.340	17	10
20	817.772	10	14
21	826.451	17	14
22	834.166	19	12
23	853.453	26	12
24	911.314	3	20
25	923.780	5	22
26	981.712	9	21
27	1014.500	10	12
28	1045.360	29	37
29	1086.827	29	68
30	1102.257	32	39
31	1120.579	39	41
32	1170.726	20	15
33	1205.443	32	32
34	1247.874	29	54
35	1285.484	15	104
36	1306.700	26	18
37	1332.738	29	20
38	1358.775	30	115
39	1364.561	29	108
40	1397.350	47	31
41	1406.029	48	50
42	1414.708	47	98
43	1421.458	47	37
44	1438.817	30	28
45	1453.282	33	31
46	1460.997	33	63
47	1466.783	32	39
48	1474.498	29	27
49	1477.391	28	56
50	1492.821	24	44
51	1504.393	29	26
52	1513.072	43	17
53	1523.680	24	27
54	1530.431	24	86
55	1537.181	24	24
56	1556.468	34	39
57	1574.791	31	31
58	1605.650	100	86
59	1618.187	89	69
60	1624.937	85	54
61	1655.797	48	42
62	1664.476	44	44
63	1670.262	42	60
64	1677.013	40	48
65	1686.656	36	31
66	1697.264	24	14
67	1702.086	21	29
68	1720.409	12	46
69	1736.803	10	23
70	1741.625	9	25
71	1763.805	3	15
72	1769.591	3	8
73	1774.413	2	19
74	1786.949	1	10
75	1794.664	1	10

NAME OF SAMPLE FILE : MON42156
 LIBRARY NAME : HORLIB
 CLASSIFICATION NUMBER : 0

"RIKILT" ADEQUATE PEAKS SEARCH REPORT

SEARCH IS PERFORMED ON FILE: MON42156.APKL

SCORE	ADQ.P.	FILE	COMPOUND
11	27	HOR42006.APKL	ESTRADIOL-17B
4	24	HOR42007.APKL	ESTRADIOL-17A
20	15	HOR42008.APKL	ESTRADIOL-17B-ACETATE
23	13	HOR42011.APKL	ESTRADIOL-17B-DIACETATE
25	20	HOR42056.APKL	ESTRADIOL-17B-PROPIONATE
23	21	HOR42012.APKL	ESTRADIOL-17B-DIPROPIONATE
14	21	HOR42010.APKL	ESTRADIOL-17B-3-SULPHATE
0	18	HOR42009.APKL	ESTRADIOL-17B-3-BENZOATE
13	23	HOR42013.APKL	ESTRADIOL-17B-3-METHYLEETHER
6	32	HOR42016.APKL	ETHINYLESTRADIOL
13	30	HOR42031.APKL	MESTRANDL
21	14	HOR42015.APKL	ESIRONE
17	28	HOR42014.APKL	ESTRIOL
5	18	HOR42020.APKL	TESTOSTERONE-17B
0	7	HOR42101.APKL	TESTOSTERONE-17A
21	14	HOR42029.APKL	TESTOSTERONE-ACETATE
8	12	HOR42028.APKL	TESTOSTERONE-PROPIONATE
11	17	HOR42071.APKL	TESTOSTERONE-ISOCAPROATE
23	13	HOR42070.APKL	TESTOSTERONE-DECANOATE
25	12	HOR42073.APKL	TESTOSTERONE-UNDECANOATE
11	17	HOR42072.APKL	TESTOSTERONE-PHENPROPIONATE
17	17	HOR42033.APKL	TESTOSTERONE-BENZOATE
8	12	HOR42022.APKL	METHYLTESTOSTERONE-17B,4D
12	16	HOR42049.APKL	METHYLTESTOSTERONE-17B,4-11D
13	15	HOR42054.APKL	EQUILIN
15	13	HOR42055.APKL	EQUILENIN
15	13	HOR42021.APKL	NORTESTOSTERONE
0	9	HOR42100.APKL	NORTESTOSTERONE-17A
15	13	HOR42053.APKL	NORTESTOSTERONE-PROPIONATE
40	10	HOR42039.APKL	NORTESTOSTERONE-DECANOATE
23	13	HOR42034.APKL	NORTESTOSTERONE-LAURATE
12	16	HOR42040.APKL	NORTESTOSTERONE-PHENPROPIONATE
0	15	HOR42032.APKL	ETHISTERONE
13	15	HOR42023.APKL	TRENBOLONE-17B
9	22	HOR42024.APKL	TRENBOLONE-17A
20	10	HOR42102.APKL	TRENBOLONE-17B-ACETATE
21	14	HOR42017.APKL	PROGESTERONE
25	12	HOR42018.APKL	MEDROXY-PROGESTERONE
9	11	HOR42019.APKL	MEDROXYPROGESTERONE-ACETATE
22	22	HOR42030.APKL	MEGESTROL-ACETATE
21	23	HOR42103.APKL	MELENGESTROL-ACETATE
76	17	HOR42003.APKL	DIENESTROL
22	18	HOR42001.APKL	DIETHYL-STILBESTROL
13	15	HOR42002.APKL	HEXESTROL
30	10	HOR42005.APKL	DIENESTROL-DIACETATE
20	10	HOR42004.APKL	DES-DIPROPIONATE
0	14	HOR42025.APKL	ZERANDL
7	13	HOR42026.APKL	CORTICOSTERONE
0	13	HOR42027.APKL	HYDROCORTISONE

SCORE = PERCENTAGE OF ADEQUATE PEAKS FOUND IN SAMPLE PEAK TABLE
 ADQ.P. = NUMBER OF ADEQUATE PEAKS IN REFERENCE SPECTRUM

"RIKILT" ADEQUATE PEAKS SEARCH REPORT

ADEQUATE PEAKS OF REFERENCE FILE:

HOR42003.APKL DIENESTROL

FOUND IN PEAK TABLE OF SAMPLE MON42156.APKL

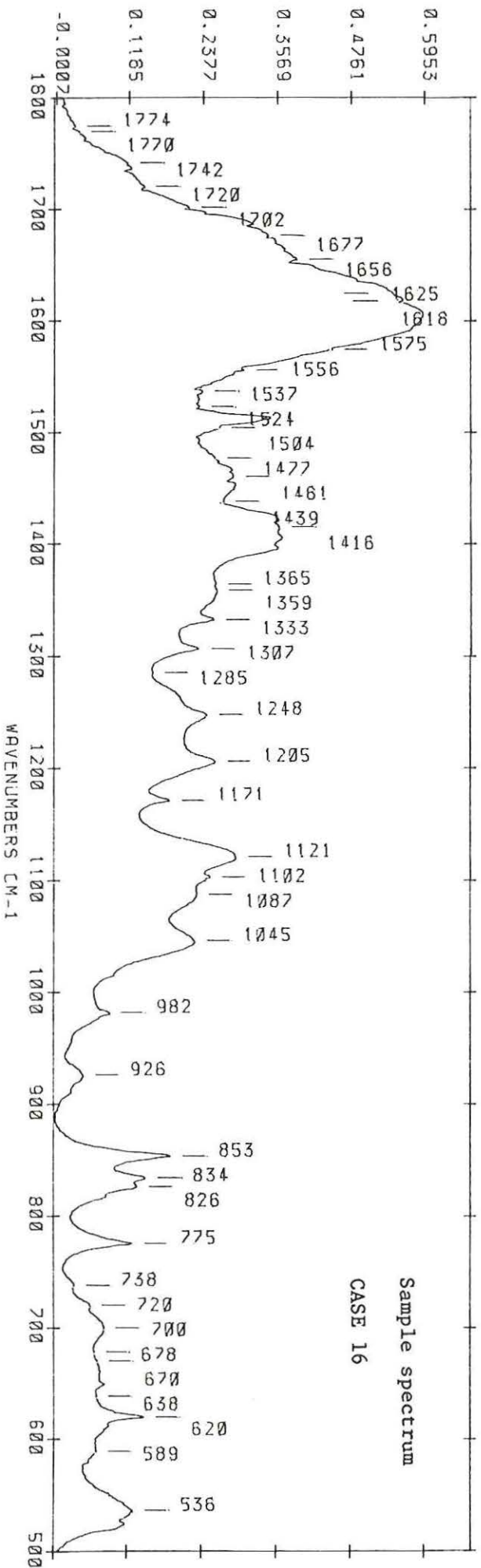
REF	SAMP
620.072	620.079
649.003	649.009
775.334	775.340
826.445	826.451
834.160	834.166
853.447	853.453
1102.251	1102.257
1170.720	1170.726
1205.437	1205.443
1246.905	1247.874
1332.733	1332.738
1513.067	1513.072
1619.147	1618.187

NUMBER OF MATCHES : 13
 NUMBER OF PEAKS IN REF TABLE : 17
 SCORE (% OF MATCHES) : 76

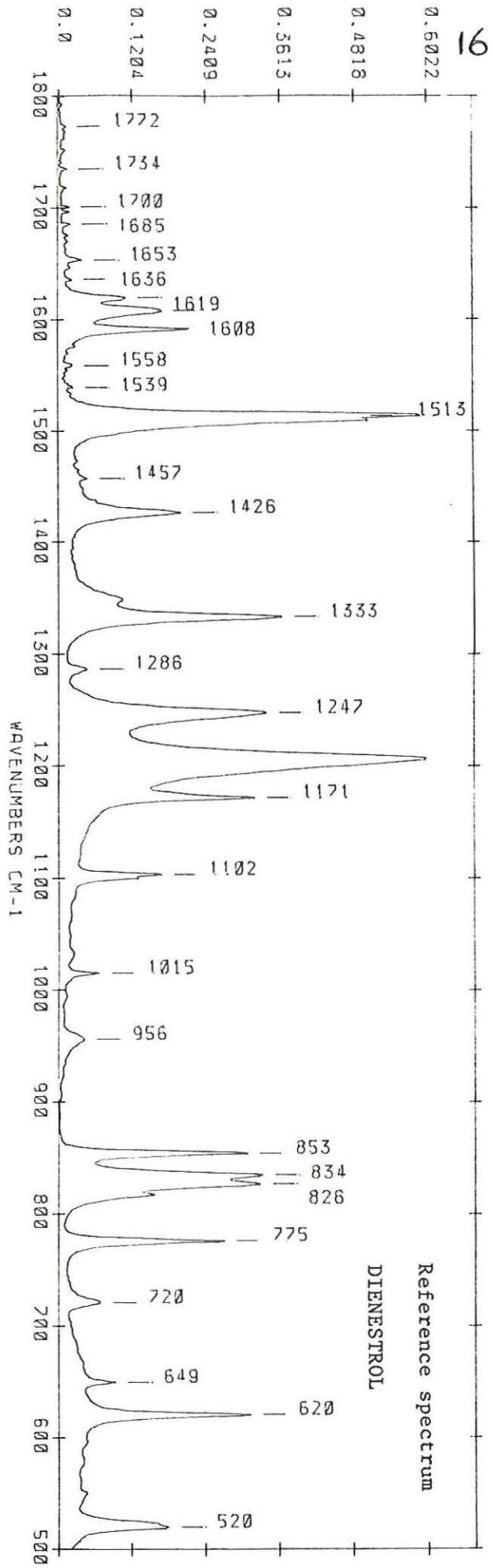
Mismatches

REF	SAMPLE
520	peak present at maximum at 536 cm^{-1}
1426	broad peak, with a maximum at 1421 cm^{-1}
1592	broad peak present, maximum at 1606 cm^{-1}
1608	broad peak present, maximum at 1606 cm^{-1}

Conclusion: presence of dienestrol confirmed



FLS-MON42156



FLS-HOR42003

SAMPLE FILE : MON42181
 SAMPLE TECHNIQUE : DIFFUSE REFLECTION
 NUMBER OF SCANS : 1000

ADEQ. PEAK TABLE: MON42181.APKL

SENSITIVITY ORIGINAL PEAK TABLE : 100
 41 PEAKS.

NO.	WAVE-NO.	REL. INTENSITY	WIDTH CM-1
1	505.320	1	6
2	521.715	2	17
3	532.322	3	25
4	547.752	1	9
5	562.217	2	30
6	569.932	2	13
7	578.612	3	16
8	583.433	3	10
9	594.041	3	19
10	620.079	21	18
11	649.974	29	14
12	699.156	4	25
13	712.657	3	10
14	720.372	3	17
15	736.766	2	11
16	767.625	18	9
17	802.342	3	19
18	817.772	5	23
19	854.417	1	7
20	862.132	0	8
21	888.170	6	10
22	899.742	2	19
23	925.780	13	12
24	946.995	4	19
25	1014.500	24	43
26	1024.144	23	93
27	1046.324	29	70
28	1086.827	27	149
29	1122.508	32	112
30	1127.330	32	127
31	1241.124	17	60
32	1271.019	20	55
33	1366.490	43	70
34	1384.813	43	36
35	1436.888	64	104
36	1495.714	31	145
37	1498.607	31	226
38	1578.648	100	95
39	1658.690	54	42
40	1695.335	24	85
41	1733.910	16	56

NAME OF SAMPLE FILE : MON42181
 LIBRARY NAME : HORLIB
 CLASSIFICATION NUMBER : 0

"RIKILT" ADEQUATE PEAKS SEARCH REPORT

SEARCH IS PERFORMED ON FILE: MON42181.APKL

SCORE	ADQ.P.	FILE	COMPOUND
3	27	HOR42006.APKL	ESTRADIOL-17B
4	24	HOR42007.APKL	ESTRADIOL-17A
6	15	HOR42008.APKL	ESTRADIOL-17B-ACETATE
23	13	HOR42011.APKL	ESTRADIOL-17B-DIACETATE
15	20	HOR42056.APKL	ESTRADIOL-17B-PROPIONATE
9	21	HOR42012.APKL	ESTRADIOL-17B-DIPROPIONATE
19	21	HOR42010.APKL	ESTRADIOL-17B-3-SULPHATE
22	18	HOR42009.APKL	ESTRADIOL-17B-3-BENZOATE
8	23	HOR42013.APKL	ESTRADIOL-17B-3-METHYLETHER
6	32	HOR42016.APKL	ETHINYLESTRADIOL
13	30	HOR42031.APKL	MESTRANOL
14	14	HOR42015.APKL	ESTRONE
10	28	HOR42014.APKL	ESTRIOL
5	18	HOR42020.APKL	TESTOSTERONE-17B
0	7	HOR42101.APKL	TESTOSTERONE-17A
7	14	HOR42029.APKL	TESTOSTERONE-ACETATE
25	12	HOR42028.APKL	TESTOSTERONE-PROPIONATE
11	17	HOR42071.APKL	TESTOSTERONE-ISOCAPROATE
7	13	HOR42070.APKL	TESTOSTERONE-DECANOATE
8	12	HOR42073.APKL	TESTOSTERONE-UNDECANOATE
23	17	HOR42072.APKL	TESTOSTERONE-PHENPROPIONATE
11	17	HOR42033.APKL	TESTOSTERONE-BENZOATE
0	12	HOR42022.APKL	METHYLTESTOSTERONE-17B,4D
6	16	HOR42049.APKL	METHYLTESTOSTERONE-17B,4-11D
6	15	HOR42054.APKL	EQUILIN
7	13	HOR42055.APKL	EQUILENIN
7	13	HOR42021.APKL	NORTESTOSTERONE
0	9	HOR42100.APKL	NORTESTOSTERONE-17A
7	13	HOR42053.APKL	NORTESTOSTERONE-PROPIONATE
10	10	HOR42039.APKL	NORTESTOSTERONE-DECANOATE
15	13	HOR42034.APKL	NORTESTOSTERONE-LAURATE
0	16	HOR42040.APKL	NORTESTOSTERONE-PHENPROPIONATE
6	15	HOR42032.APKL	ETHISTERONE
6	15	HOR42023.APKL	TRENBOLONE-17B
27	22	HOR42024.APKL	TRENBOLONE-17A
20	10	HOR42102.APKL	TRENBOLONE-17B-ACETATE
14	14	HOR42017.APKL	PROGESTERONE
25	12	HOR42018.APKL	MEDROXY-PROGESTERONE
0	11	HOR42019.APKL	MEDROXYPROGESTERONE-ACETATE
13	22	HOR42030.APKL	MEGESTROL-ACETATE
8	23	HOR42103.APKL	MELENGESTROL-ACETATE
17	17	HOR42003.APKL	DIENESTROL
5	18	HOR42001.APKL	DIETHYL-STILBESTROL
0	15	HOR42002.APKL	HEXESTROL
0	10	HOR42005.APKL	DIENESTROL-DIACETATE
0	10	HOR42004.APKL	DES-DIPROPIONATE
0	14	HOR42025.APKL	ZERANOL
7	13	HOR42026.APKL	CORTICOSTERONE
23	13	HOR42027.APKL	HYDROCORTISONE

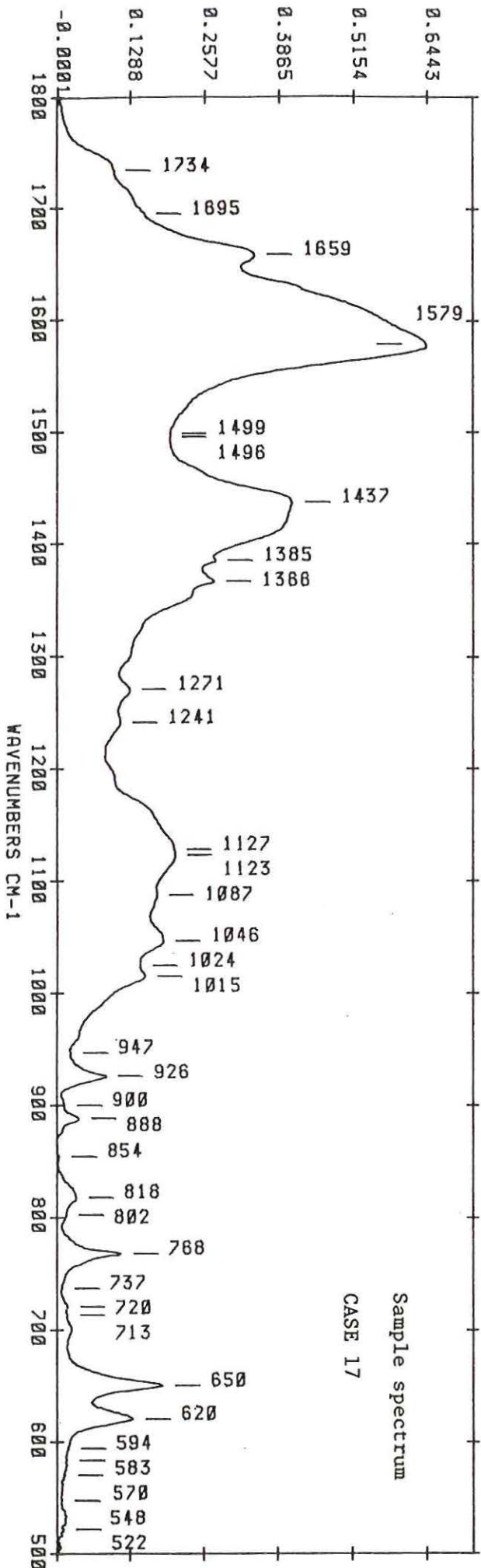
SCORE = PERCENTAGE OF ADEQUATE PEAKS FOUND IN SAMPLE PEAK TABLE
 ADQ.P. = NUMBER OF ADEQUATE PEAKS IN REFERENCE SPECTRUM

"RIKILT" A D E Q U A T E P E A K S S E A R C H R E P O R T

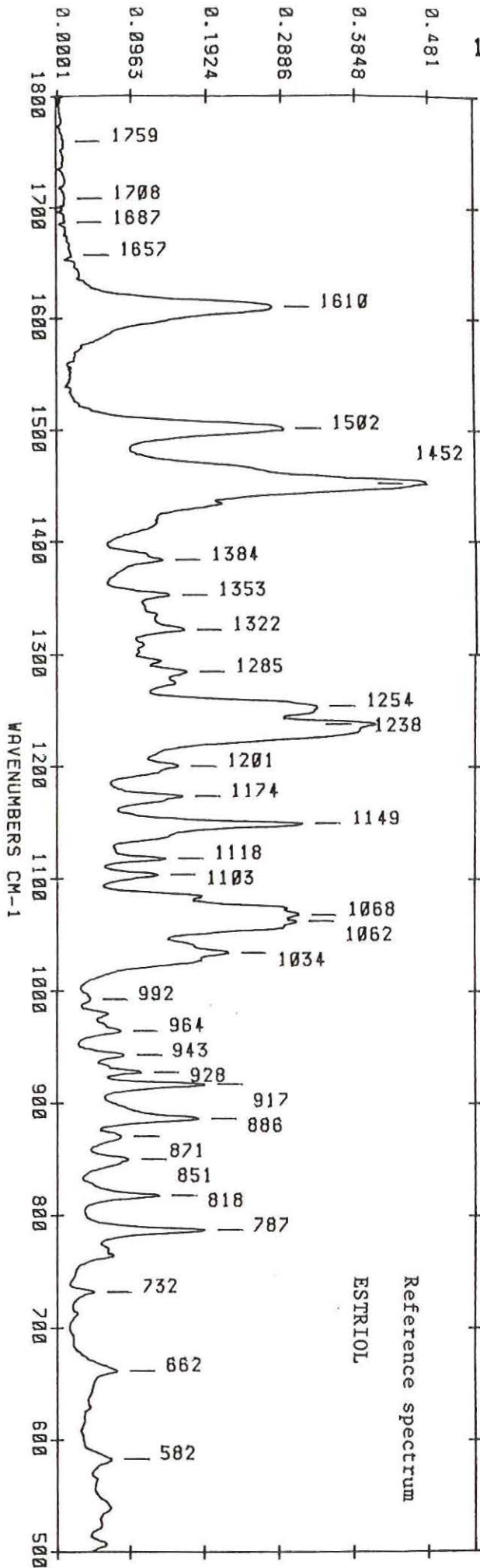
All scores < 50 %

None of the compounds in the library fulfils the first
criterion

Conclusion: presence of estriol is not confirmed



FLS-MON42181



FLS-HOR42014

SAMPLE FILE : MON42182
 SAMPLE TECHNIQUE : DIFFUSE REFLECTION
 NUMBER OF SCANS : 1000

ADQR. PEAK TABLE: MON42182.APKL

SENSITIVITY ORIGINAL PEAK TABLE : 100
 57 PEAKS.

NO.	WAVE-NO.	REL. INTENSITY	WIDTH CM-1
1	517.857	4	8
2	542.930	3	28
3	550.645	3	11
4	563.182	4	13
5	569.932	4	11
6	580.540	4	14
7	583.433	4	22
8	598.863	6	14
9	603.685	6	16
10	621.043	16	15
11	636.473	6	25
12	649.974	22	12
13	669.261	3	10
14	674.083	2	12
15	680.833	4	7
16	691.441	2	9
17	699.156	2	10
18	703.013	2	6
19	704.942	2	14
20	712.657	1	10
21	719.407	1	12
22	736.766	0	1
23	739.659	0	2
24	767.625	14	10
25	780.162	3	14
26	798.485	1	6
27	816.807	1	6
28	837.059	5	7
29	872.740	9	10
30	875.633	8	8
31	900.706	2	16
32	926.744	15	14
33	937.352	8	14
34	950.853	12	11
35	974.962	10	41
36	1020.286	29	55
37	1050.181	31	89
38	1069.469	29	84
39	1091.649	34	38
40	1104.185	32	112
41	1156.261	27	25
42	1189.049	15	48
43	1235.338	16	23
44	1271.019	20	36
45	1297.057	16	19
46	1330.809	21	29
47	1358.775	35	54
48	1366.490	40	25
49	1374.205	40	54
50	1383.849	44	19
51	1436.888	57	100
52	1498.607	20	102
53	1576.720	100	76
54	1630.724	52	21
55	1650.011	33	315
56	1664.476	48	37
57	1733.910	8	35

NAME OF SAMPLE FILE : MON42182
 LIBRARY NAME : HORLIB
 CLASSIFICATION NUMBER : 0

"RIKILT" ADEQUATE PEAKS SEARCH REPORT

SEARCH IS PERFORMED ON FILE: MON42182.APKL

SCORE	ADQ.P.	FILE	COMPOUND
14	27	HOR42006.APKL	ESTRADIOL-17B
8	24	HOR42007.APKL	ESTRADIOL-17A
26	15	HOR42008.APKL	ESTRADIOL-17B-ACETATE
15	13	HOR42011.APKL	ESTRADIOL-17B-DIACETATE
10	20	HOR42056.APKL	ESTRADIOL-17B-PROPIONATE
4	21	HOR42012.APKL	ESTRADIOL-17B-DIPROPIONATE
14	21	HOR42010.APKL	ESTRADIOL-17B-3-SULPHATE
11	18	HOR42009.APKL	ESTRADIOL-17B-3-BENZOATE
17	23	HOR42013.APKL	ESTRADIOL-17B-3-METHYLETHER
12	32	HOR42016.APKL	ETHINYLESTRADIOL
10	30	HOR42031.APKL	MESTRANOL
21	14	HOR42015.APKL	ESTRONE
17	28	HOR42014.APKL	ESTRIOL
5	18	HOR42020.APKL	TESTOSTERONE-17B
14	7	HOR42101.APKL	TESTOSTERONE-17A
0	14	HOR42029.APKL	TESTOSTERONE-ACETATE
25	12	HOR42028.APKL	TESTOSTERONE-PROPIONATE
23	17	HOR42071.APKL	TESTOSTERONE-ISOCAPROATE
7	13	HOR42070.APKL	TESTOSTERONE-DECANOATE
0	12	HOR42073.APKL	TESTOSTERONE-UNDECANOATE
23	17	HOR42072.APKL	TESTOSTERONE-PHENPROPIONATE
11	17	HOR42033.APKL	TESTOSTERONE-BENZOATE
75	12	HOR42022.APKL	METHYLTESTOSTERONE-17B,4D
37	16	HOR42049.APKL	METHYLTESTOSTERONE-17B,4-11D
13	15	HOR42054.APKL	EQUILIN
7	13	HOR42055.APKL	EQUILENIN
0	13	HOR42021.APKL	NORTESTOSTERONE
11	9	HOR42100.APKL	NORTESTOSTERONE-17A
7	13	HOR42053.APKL	NORTESTOSTERONE-PROPIONATE
20	10	HOR42039.APKL	NORTESTOSTERONE-DECANOATE
7	13	HOR42034.APKL	NORTESTOSTERONE-LAURATE
31	16	HOR42040.APKL	NORTESTOSTERONE-PHENPROPIONATE
20	15	HOR42032.APKL	ETHISTERONE
6	15	HOR42023.APKL	TRENBOLONE-17B
13	22	HOR42024.APKL	TRENBOLONE-17A
10	10	HOR42102.APKL	TRENBOLONE-17B-ACETATE
7	14	HOR42017.APKL	PROGESTERONE
25	12	HOR42018.APKL	MEDROXY-PROGESTERONE
0	11	HOR42019.APKL	MEDROXYPROGESTERONE-ACETATE
9	22	HOR42030.APKL	MEGESTROL-ACETATE
4	23	HOR42103.APKL	MELENGESTROL-ACETATE
11	17	HOR42003.APKL	DIENESTROL
0	18	HOR42001.APKL	DIETHYL-STILBESTROL
0	15	HOR42002.APKL	HEXESTROL
10	10	HOR42005.APKL	DIENESTROL-DIACETATE
20	10	HOR42004.APKL	DES-DIPROPIONATE
0	14	HOR42025.APKL	ZERANOL
7	13	HOR42026.APKL	CORTICOSTERONE
15	13	HOR42027.APKL	HYDROCORTISONE

SCORE = PERCENTAGE OF ADEQUATE PEAKS FOUND IN SAMPLE PEAK TABLE
 ADQ.P. = NUMBER OF ADEQUATE PEAKS IN REFERENCE SPECTRUM

"RIKILT" ADEQUATE PEAKS SEARCH REPORT

ADEQUATE PEAKS OF REFERENCE FILE:

HOR42022.APKL METHYLTESTOSTERONE-17B,4D
 FOUND IN PEAK TABLE OF SAMPLE MON42182.APKL

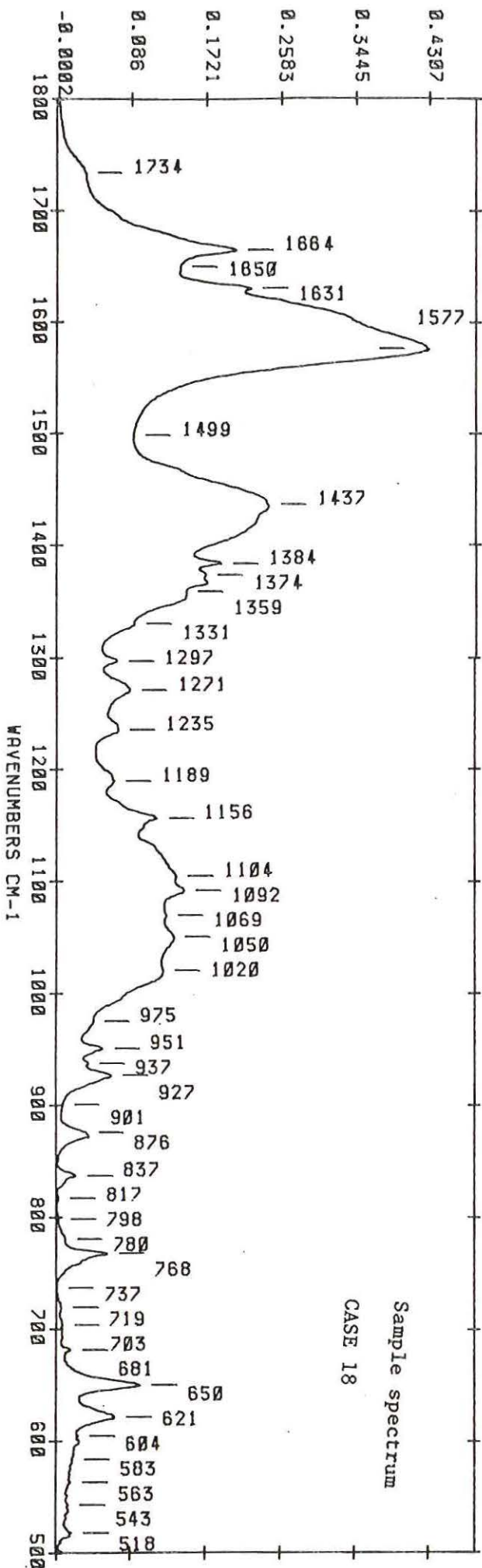
REF	SAMP
872.733	872.740
949.882	950.853
1090.678	1091.649
1156.254	1156.261
1190.006	1189.049
1234.367	1235.338
1297.050	1297.057
1374.198	1374.205
1663.505	1664.476

NUMBER OF MATCHES : 9
 NUMBER OF PEAKS IN REF TABLE : 12
 SCORE (% OF MATCHES): 75

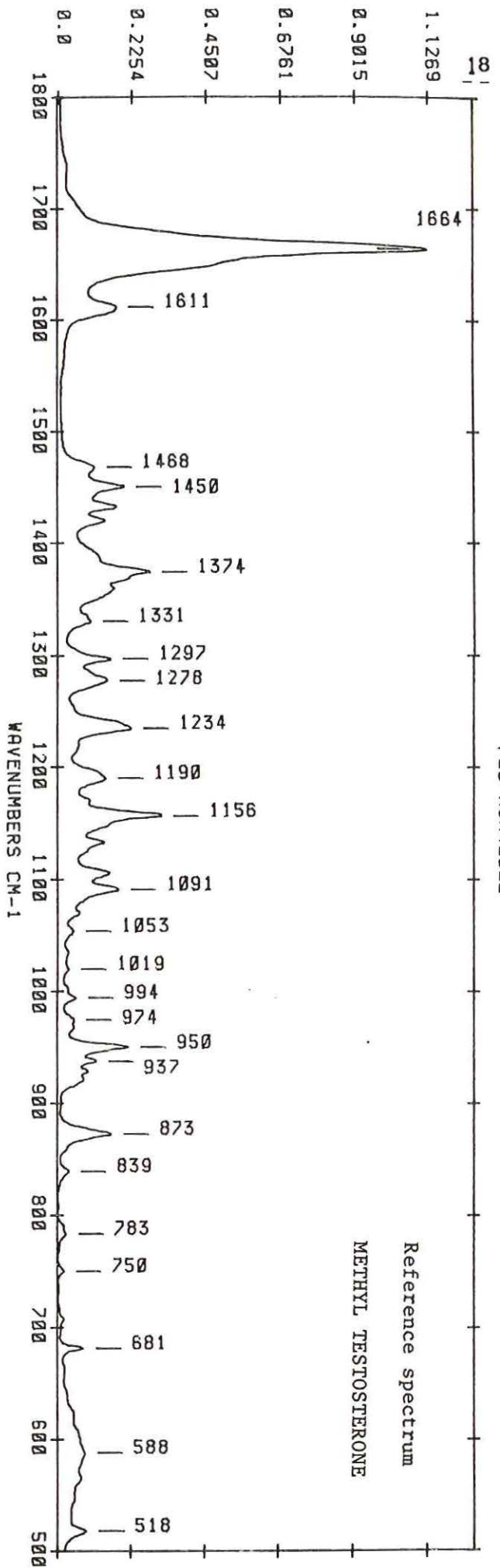
Mismatches

REF	SAMPLE
1278	present as a broad peak, maximum at 1271 cm^{-1}
1450	disappeared under peak at 1437 cm^{-1}
1611	present as a shoulder or peak at 1577 cm^{-1}

Conclusion: presence of methyltestosterone confirmed



FLS-MON42182



FLS-HOR42022

Systematic index

<u>No.</u>	<u>Compound</u>	<u>Filename</u>
1	Estradiol-17 β	HOR42006
2	Estradiol-17 α	HOR42007
3	Estradiol-17-acetate	HOR42008
4	Estradiol-diacetate	HOR42011
5	Estradiol-17-propionate	HOR42056
6	Estradiol-dipropionate	HOR42012
7	Estradiol-3-sulphate	HOR42010
8	Estradiol-3-benzoate	HOR42009
9	Estradiol-3-methylether	HOR42013
10	Ethinylestradiol	HOR42016
11	Mestranol	HOR42031
12	Estrone	HOR42015
13	Estriol	HOR42014
14	Equilin	HOR42054
15	Equilenin	HOR42055
16	Testosterone-17 β	HOR42020
17	Testosterone-17 α	HOR42101
18	Testosterone-acetate	HOR42029
19	Testosterone-propionate	HOR42028
20	Testosterone-isocaproate	HOR42071
21	Testosterone-decanoate	HOR42070
22	Testosterone-undecanoate	HOR42073
23	Testosterone-phenylpropionate	HOR42072
24	Testosterone-benzoate	HOR42033
25	Methyltestosterone-17 α	HOR42022
26	Methyltestosterone-D9(11)	HOR42049
27	Nortestosterone-17 β	HOR42021
28	Nortestosterone-17 α	HOR42100
29	Nortestosterone-propionate	HOR42053
30	Nortestosterone-decanoate	HOR42039
31	Nortestosterone-laurate	HOR42034
32	Nortestosterone-phenylpropionate	HOR42040
33	Ethisterone	HOR42032
34	Trenbolone-17 β	HOR42023
35	Trenbolone-17 α	HOR42024
36	Trenbolone-acetate	HOR42102
37	Progesterone	HOR42017
38	Medroxyprogesterone	HOR42018
39	Medroxyprogesterone-acetate	HOR42019
40	Megestrol-acetate	HOR42030
41	Melengestrol-acetate	HOR42103