

Are white-beaked dolphins *Lagenorhynchus albirostris* food specialists? Their diet in the southern North Sea

OKKA E. JANSEN^{1,2}, MARDIK F. LEOPOLD², ERIK H.W.G. MEESTERS² AND CHRIS SMEENK³

¹Wageningen University, Department of Aquatic Ecology & Waterquality Management, Droevendaalsesteeg 3a, 6708 PB Wageningen, The Netherlands, ²Wageningen IMARES, Department of Ecology, Landsdiep 4, 1797 SZ 't Horntje, The Netherlands, ³National Museum of Natural History, PO Box 9517, 2300 RA Leiden, The Netherlands

The white-beaked dolphin Lagenorhynchus albirostris is the most numerous cetacean after the harbour porpoise Phocoena phocoena in the North Sea, including Dutch coastal waters. In this study, the diet of 45 white-beaked dolphins stranded on the Dutch coast between 1968 and 2005 was determined by analysis of stomach contents. Although 25 fish species were identified, the diet was dominated by Gadidae (98.0% by weight, 40.0% in numbers), found in all stomachs. All other prey species combined contributed little to the diet by weight (2.0%W). The two most important prey species were whiting Merlangius merlangus (91.1% frequency of occurrence (FO), 30.5%N, 37.6%W) and cod Gadus morhua (73.3%FO, 7.4%N, 55.9%W). In numbers, gobies were most common (54.6%N), but contributed little to the diet by weight (0.6%W). Three stomachs contained different prey compared to the others: one animal had taken 2250 gobies, accounting for 96.4% of all gobies found; one animal had fed on 29 small sepio-lids; and one animal had solely taken haddock Melanogrammus aeglefinus. Squid and haddock were not found in any other stomach. The overall diet showed a lasting predominance of whiting and cod, without clear changes over time (35 years) or differences between sexes or size-classes of dolphins. This study adds to earlier published and unpublished data for Dutch coastal waters and agrees well with studies of white-beaked dolphins from other parts of the species' range, in the North Sea and in Canadian waters, with Gadidae dominating the diet on both sides of the Atlantic.

Keywords: *Lagenorhynchus albirostris*, white-beaked dolphin, diet, feeding ecology, stomach contents, otoliths, North Sea, The Netherlands

Submitted 23 February 2010; accepted 27 May 2010; first published online 1 September 2010

INTRODUCTION

The white-beaked dolphin *Lagenorhynchus albirostris* Gray, 1846 inhabits the cold-temperate waters of the North Atlantic Ocean including the northern North Sea. It is usually seen in small groups of 5–15 animals, which sometimes form larger associations, occasionally with Atlantic white-sided dolphins *Leucopleurus acutus*. During the late 20th Century, the species has extended its range into the southern and eastern North Sea, where it has become the most numerous cetacean after the harbour porpoise *Phocoena phocoena*, both in sightings and strandings. The white-beaked dolphin is now regularly recorded in German, Dutch and Belgian waters and has significantly increased in the strandings records for these countries since the 1960s (Kinze *et al.*, 1997; Reeves *et al.*, 1999; Reid *et al.*, 2003; Camphuysen & Peet, 2006). The population in the North Sea and adjacent Atlantic Ocean was estimated at ~10,000 individuals in 1994 and 2005, respectively (SCANS-I and II surveys: Hammond *et al.*, 2002; Hammond, 2006).

Because dolphins feed under water, direct observations of feeding are almost impossible. The most commonly used

method of diet estimation is the analysis of stomach contents of dead animals (Pierce *et al.*, 1993; Kinze *et al.*, 1997; Pauly *et al.*, 1998; Barros & Clarke, 2009). This method is based on the identification of undigested hard prey remains such as otoliths, vertebrae, jaws and squid beaks. Few studies of the diet of white-beaked dolphins in European waters have been published. In a Scottish study by Canning *et al.* (2008), 22 stomachs were analysed. From other areas, only limited studies based on small sample sizes are available, and some anecdotal reports on single animals exist (Van Bree & Nijssen, 1964; De Smet *et al.*, 1985; Smeenk & Gaemers, 1987; Lick, 1993; Berrow & Rogan, 1996; Kinze *et al.*, 1997; Reeves *et al.*, 1999; De Pierrepont *et al.*, 2005; Evans & Smeenk, 2008).

This study is based on the analysis of stomach contents of 45 white-beaked dolphins stranded on the Dutch coast between 1968 and 2005, giving the most comprehensive description of the species' diet in the south-eastern North Sea to date.

MATERIALS AND METHODS

Sample collection

Cetaceans stranded on the Dutch coast are recorded, collected and/or sampled through the Dutch national strandings

Corresponding author:

O.E. Jansen

Email: okka.jansen@wur.nl

network, coordinated by the National Museum of Natural History (now NCB Naturalis) in Leiden. The first stranded white-beaked dolphin from the Dutch coast was documented in 1886 (Weber, 1887). Over the following 80 years, until 1967, 20 further cases were documented (Van Deinse, 1931, 1946, 1951, 1955, 1956, 1963 and 1966). Since then, the stranding frequency has increased as another 175 strandings were recorded from 1968–2009, 45 of which are included in this study (Figures 1 & 2); see for details: Van Utrecht & Husson (1968), Husson & Van Bree (1972, 1976), Van Bree & Husson (1974), Van Bree & Smeenk (1978, 1982), Smeenk (1986, 1989, 1992, 1995, 2003) and Camphuysen *et al.* (2008). When the state of decomposition allowed, animals were retrieved for post-mortem examination and/or sample collection. For most dolphins used in this study, stranding date and locality (N = 40), body length (N = 35) and sex (N = 34) have been reliably recorded. The majority of samples were collected during 1986–2005 (N = 39), and only six are from earlier years (1968–1976). Therefore, this study mainly reflects the period from 1986 onwards (Figure 1). Samples come from the entire Dutch coast, though with a higher abundance in the northern part of the country (Figure 3).

Diet analysis

Stomach contents of white-beaked dolphins were collected during post-mortem examination and have been preserved dry in the collection of Naturalis. Only stomachs with prey remains are included in this study. The five stomachs analysed earlier by Smeenk & Gaemers (1987) are included. An animal studied by Van Bree & Nijssen (1964) is excluded here, as fish weights could not be calculated from their data. All prey remains were identified to the lowest taxonomic level possible, using a reference collection (IMARES and the Royal Netherlands Institute for Sea Research (NIOZ)) and guides for otoliths and other identifiable hard prey remains (Härkönen, 1986; Watt *et al.*, 1997; Granadeiro & Silva, 2000; Leopold *et al.*, 2001). In order to improve prey identification and quantification, skeletal parts other than otoliths, such as vertebrae, jaw bones and lenses were also used (Tollit *et al.*, 2003).

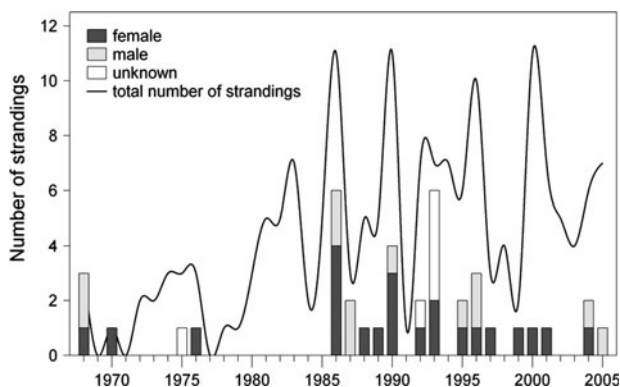


Fig. 1. Number of strandings of *Lagenorhynchus albirostris* per year (N = 40) between 1968 and 2005, separated by sex. Five animals without known stranding dates were excluded. The line shows the total number of strandings recorded from the Dutch coast (data collected by the National Museum of Natural History (now NCB Naturalis), Leiden: www.walvisstrandingen.nl).

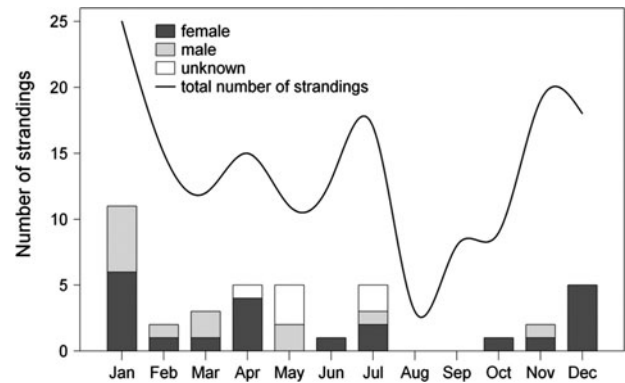


Fig. 2. Number of strandings of *Lagenorhynchus albirostris* per calendar month (N = 40) between 1968 and 2005, separated by sex. Five animals without known stranding dates are excluded. The line shows the total number of strandings per calendar month on the Dutch coast (data collected by the National Museum of Natural History (now NCB Naturalis), Leiden: www.walvisstrandingen.nl).

For each dolphin, the minimum number of individuals (MNI) per fish species in the samples was estimated by pairing left and right otoliths and other identifiable structures of similar size and wear (Tollit *et al.*, 2003). Otolith length and width is proportional to fish length and weight. Therefore, otolith measurements were used to reconstruct the length and weight of individual fish using published regressions of fish species (Härkönen, 1986; Prime & Hammond, 1987; Coull *et al.*, 1989; Leopold *et al.*, 2001). To account for partial erosion in the stomach, otoliths were assigned to four 'wear classes', i.e. pristine, slightly worn, moderately worn and severely worn. Correction factors for wear were

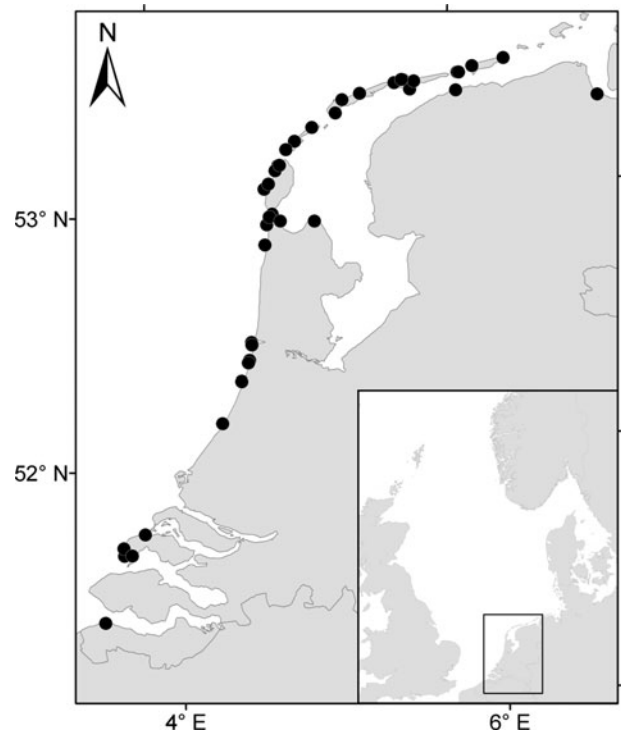


Fig. 3. Map of *Lagenorhynchus albirostris* stranding localities (N = 40) on the Dutch coast between 1968 and 2005. Five animals without known stranding localities are excluded.

derived from large samples, in which all four stages were present for a given fish species, by comparing median sizes (cf. Tollit *et al.*, 2004; Grellier & Hammond, 2006). Sizes of non-pristine (worn) otoliths were accordingly corrected before estimating fish length and weight, according to Leopold *et al.* (2001). For cephalopod remains, the MNI was estimated by pairing upper and lower beaks, but these prey were not identified to species. All squid beaks were tiny, with a hood length smaller than 3 mm, and were probably from small sepiolids. We assigned an average prey weight of 2.5 g per individual (the average weight of *Sepiolo atlantica* in our reference collection). The overall diet composition is quantified using three indices: (1) frequency of occurrence (%FO), expressed as the number of stomachs containing a given prey species as a percentage of the total number of stomachs examined; (2) numerical abundance (%N), expressed as the number of individuals of a given prey species as a percentage of the total number of all prey in the stomachs; and (3) reconstructed weight (%W), expressed as the summed weight of a given prey species as a percentage of the total prey weight in all stomachs.

The North Sea stock size of cod, one of the two main prey species of white-beaked dolphins, decreased to an historic minimum in the early 1990s (Hislop, 1996; Pope & Macer, 1996). In order to compare the diet composition of animals before and after the 'cod collapse', dolphins were grouped by their stranding date into two groups: (1) pre-1990; and (2) post-1990. Non-metric multi-dimensional scaling (NMDS) was used to compare prey composition between dolphins of different sex and age, between years and months of stranding, and before and after the cod collapse. NMDS based on Bray–Curtis similarities was applied to the MNI per prey species and the total reconstructed weight per prey species, using Primer software (Clarke & Gorley, 2006). Data were fourth-root transformed, to limit the influence of dominant prey species on the ordination. Similarity tests (ANOSIM; Clarke, 1993) were performed on the distance matrix to investigate whether a grouping by any of the above mentioned factors was significantly different from random permutation of the distances.

Smaller dolphins have been found to feed on smaller prey (Dong *et al.*, 1996). Newborn white-beaked dolphins are approximately 120 cm in length and sexually mature adults measure 240–310 cm (Kinze, 2009). Accordingly, animals were grouped based on body length: (1) juveniles: <240 cm; and (2) adults: ≥240 cm. As dolphin lengths were all above 2 m, the group of very young juveniles (120–200 cm) is not represented in this study.

Generalized additive mixed models (GAMMs) were fitted to the cod and whiting data, but Akaike information criterion (AIC) values and likelihood ratio tests indicated that the data were better described by a linear model. Consequently, we fitted a linear mixed model including an interaction between species and dolphin length. Inspection of the residuals indicated heterogeneity and several variance structures were tested (Pinheiro & Bates, 2000; Zuur *et al.*, 2009). The final model included a different exponential variance structure with dolphin length for each prey species and had the lowest AIC.

We also tested whether the fraction of cod in the diet (based on reconstructed weight) differed between individuals and was related to animal length. For this, a GAM with a so-called quasi-Poisson error distribution and with the total

weight of cod and whiting as an offset proved to give the best results. Generalized additive models (GAMs) provide a flexible framework, allowing predictors to be fitted either as parametric or non-parametric smoothing terms (Hastie & Tibshirani, 1987). The optimal amount of smoothing of GAMs was determined by cross-validation. Model assumptions were assessed visually. All calculations were carried out in the computing environment R (R 2.9.2.; R Development Core Team, 2009). Linear mixed models used the package 'nlme' (Pinheiro *et al.*, 2009) and GAMMs were calculated using package 'mgcv' (Wood, 2006).

RESULTS

Samples

The majority of samples were collected during 1986–2005 (N = 39), against six earlier samples (1968–1976) and mainly reflect the period from 1986 onwards (Figure 1). Both the spatial and temporal patterns in the availability of stomachs correspond with the patterns in strandings on the Dutch coast (Kinze *et al.*, 1997; Camphuysen & Peet, 2006). Most stranded animals were found in the northern part of the country (Figure 3) and numbers of strandings peaked during the winter months (November–January), followed by a smaller surge from April to July (Figure 2). No samples were available from August and September.

Of the 45 white-beaked dolphins, reliable length measurements were available for 35 animals, showing an average of 249.7 cm (SD 23.6 cm, range 209–300 cm). Ten animals were juveniles (<240 cm) and the remaining 25 were adults (≥240 cm). Only 34 dolphins were sexed, 22 females (65%) and 12 males (35%).

Prey species composition

In total, 25 fish species were identified in the stomach contents (Table 1). Remains of small cephalopods were found in one stomach only. Items not considered prey and therefore excluded from further analysis were: remains of crustaceans, echinoderms, shells, worms, algae and foreign objects. Foreign objects found were: fishing line (in six animals), stones (in seven animals) and plastic debris (in one animal). None of these were found in such quantities as to be considered the cause of death.

The diet (Table 1) was dominated by Gadidae (40.0%N, 98.0%W), which were found in all stomachs. All other species contributed little to the diet (2%W; all combined). The two most important prey species were whiting *Merlangius merlangus* (91.1%FO, 30.5%N and 37.6%W) and cod *Gadus morhua* (73.3%FO, 7.4%N and 55.9%W). In numbers, gobies were most common (54.6%N); however, gobies contributed little to the overall diet by weight (0.6%W).

Three animals had very different prey in their stomachs compared to the others. In the stomach of a juvenile of 210 cm in length, stranded on 8 May 1993 near Den Oever, otoliths of 2250 gobies were found. Besides gobies, this stomach contained remains of 21 sandeels and 52 whittings. The gobies found in this animal's stomach account for 96.4% of all gobies identified in this study. The smallest juvenile in our study, an animal of 209 cm in length, stranded on 28 July 1996 near Bloemendaal was the only animal that had fed

Table 1. Diet composition of *Lagenorhynchus albirostris* stranded on the Dutch coast between 1968 and 2005, identified from stomach contents, expressed by minimum number of individuals (MNI), frequency of occurrence (%FO), percentage number (%N) and percentage weight (%W).

Prey categories	Prey species	MNI	%FO	%N	%W
Gadidae		1711	100.00	39.99	98.03
	<i>Gadus morhua</i>	318	73.33	7.43	55.88
	<i>Melanogrammus aeglefinus</i>	14	2.22	0.33	0.56
	<i>Merlangius merlangus</i>	1307	91.11	30.54	37.62
	<i>Pollachius pollachius</i>	5	11.11	0.12	1.62
	<i>Trisopterus luscus</i>	62	31.11	1.45	2.36
	<i>Trisopterus minutus</i>	1	2.22	0.02	0
	<i>Trisopterus</i> sp.	4	6.67	0.09	0
Clupeidae		21	17.78	0.49	0.30
	<i>Clupea harengus</i>	17	15.56	0.40	0.29
Ammodytidae	<i>Sprattus sprattus</i>	4	6.67	0.09	0.01
		100	31.11	2.34	0.25
Ammodytidae	<i>Ammodytes marinus</i>	3	4.44	0.07	0
	<i>Ammodytes tobianus</i>	43	11.11	1.00	0.12
	<i>Hyperoplus lanceolatus</i>	9	11.11	0.21	0.03
	<i>Ammodytes</i> sp.	45	17.78	1.05	0.09
		2335	31.11	54.57	0.60
Gobiidae	<i>Pomatoschistus microps</i>	2	2.22	0.05	0
	<i>Pomatoschistus minutus</i>	92	13.33	2.15	0.32
	<i>Pomatoschistus norvegicus</i>	1	2.22	0.02	0
	<i>Pomatoschistus pictus</i>	6	8.89	0.14	0
	Gobiidae indeterminate	2234	15.56	52.21	0.28
		62	28.89	1.45	0.71
Flatfish	<i>Buglossidium luteum</i>	1	2.22	0.02	0
	<i>Hippoglossoides platessoides</i>	1	2.22	0.02	0
	<i>Limanda limanda</i>	30	24.44	0.70	0.46
	<i>Pleuronectes platessa</i>	8	11.11	0.19	0.03
	<i>Solea solea</i>	17	11.11	0.40	0.20
	Pleuronectidae indeterminate	5	6.67	0.12	0.01
		20	17.78	0.49	0.09
Other fish species	<i>Callionymus lyra</i>	12	11.11	0.30	0.04
	<i>Enchelyopus cimbrius</i>	4	2.22	0.09	0.03
	<i>Mullus surmuletus</i>	1	2.22	0.02	0
	<i>Osmerus eperlanus</i>	1	2.22	0.02	0.01
	<i>Trachinus draco</i>	1	2.22	0.02	0
	Fish indeterminate	1	2.22	0.02	0
		29	2.22	0.68	0.02
		4278			

on cephalopods. Besides the beaks of 29 small sepiolids, its stomach contained otoliths of 27 whittings, 12 sandeels, 6 cods and one herring.

One sample, labelled 'L. albirostris' contained remains of haddock only and accounted for all of the haddock identified in this study. Because the stomach content of this dolphin was so different from all other dolphins, it dominated the NMDS graph, so that the remaining samples fell into one indistinguishable cluster. Without this individual, NMDS graphs showed no meaningful clusters in diet composition for dolphins grouped by either sex, age-class, year and month of stranding or whether they stranded before or after the cod collapse, neither in number nor in total weight per prey species. ANOSIM tests for sex, year and month of stranding, and before and after the cod collapse were not significant.

Prey size and weight

Prey sizes for cod and whiting for each dolphin are shown in Figure 4. The average size of cod is generally larger than that of whiting. For whiting, there is no relation with dolphin length,

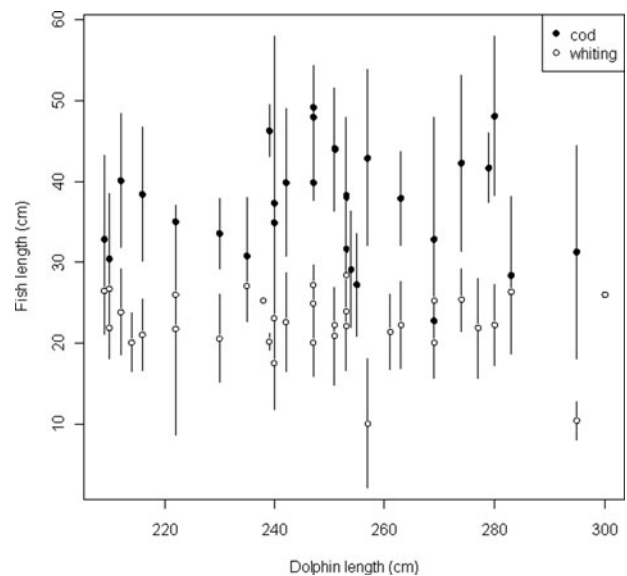


Fig. 4. Length (cm) of cod *Gadus morhua* and whiting *Merlangius merlangus* (mean and SD) in the diet against body length of *Lagenorhynchus albirostris*.

but dolphins smaller than 240 cm tended to eat relatively small cods. Average cod size in dolphins smaller than 240 cm was approximately 2 cm smaller (means 37.7 cm and 35.7 cm for adult and juvenile dolphins, respectively), however, this difference is not significant (likelihood ratio test: $L_1 = 0.52$, $P = 0.47$, linear mixed model).

The interactions between dolphin length and cod and whiting length were not significantly different from zero (respectively $P = 0.14$ and $P = 0.31$). The only difference that remained was the average length of the two prey species ($L_1 = 243.8$, $P < 0.0001$), which was 35.6 cm (34.1, 37.2, 95% CL) for cod and 22.8 cm (21.7, 23.9) for whiting.

The fraction of cod relative to whiting on a weight basis was investigated to see whether this changed with dolphin size (Figure 5). The model smoother was significant ($P = 0.026$) and indicates that up to approximately 250 cm the proportion of cod increases from approximately 0.3 to 0.6.

DISCUSSION

Samples

The number of stomach samples was limited, because not all stranded white-beaked dolphins in The Netherlands have been collected and/or sampled and some stomachs examined were empty. Nevertheless, this study comprises the largest sample size for this species to date, though it is restricted to the south-eastern North Sea. The 45 samples represent 27% of the white-beaked dolphins found stranded in the study period (1968–2005). There is a predominance of females among the samples, with 22 females to 12 males. This corresponds with the female dominance among all documented Dutch strandings of white-beaked dolphins to date (1886–2009, $N = 196$, 89 females and 47 males) and within the study period (1968–2005, $N = 165$, 70 females and 40 males) (www.walvisstrandingen.nl). Female predominance among the strandings has also

been documented for the Danish (42 females to 20 males; Kinze *et al.*, 1997) and the German coast (12 females to 5 males; U. Siebert, unpublished data), though earlier, Kinze (1995) reported that all strandings on the German coast were females ($N = 9$). Kinze *et al.* (1997) suggest sexual segregation as a possible cause of this surplus of females. If males would generally stay further off the coast, they are less likely to become stranded or washed up in a fresh condition.

Analysis of stomach contents

The analysis of stomach contents enables us to identify the prey species ingested shortly before the animals died and, generally, not far from the place of stranding. This method has some disadvantages and inherent biases, such as: uncertainties of identification, passage time, retention and degradation and hence recovery rates of different prey, and partial and/or secondary ingestion of species. These problems have been reviewed in great detail elsewhere (Pierce & Boyle, 1991; Cottrell *et al.*, 1996; Tollit *et al.*, 1997; Wijnsma *et al.*, 1999; Bowen, 2000; Arnett & Whelan, 2001; Cottrell & Trites, 2002; Tollit *et al.*, 2003; Grellier & Hammond, 2006). Despite these restrictions, the analysis of stomach contents gives the most solid and detailed information on ingested prey species and sizes if compared to other methods. Animals without hard parts will be underestimated, particularly when working on samples from museum collections, in most of which only hard parts are kept dry. However, it seems unlikely that such prey were of any significance for white-beaked dolphins, given the results of other diet studies of fresh stomachs (e.g. Dong *et al.*, 1996; Canning *et al.*, 2008).

Diet of white-beaked dolphins from Dutch coastal waters

The results show that the diet of white-beaked dolphins in Dutch waters is dominated by Gadidae, particularly whiting and cod (Table 1). Gobies, being the most numerous prey, contributed little to the diet by weight and most were found in the stomach of only one animal. All prey species other than Gadidae and Gobiidae were only marginally important.

There is diet information for one additional animal. The stomach of an adult female (259 cm), stranded on the isle of Texel on 5 May 1964 was analysed by Van Bree & Nijssen (1964) and contained otoliths of at least 4 cods and 30 whittings, along with 3 long rough dabs *Hippoglossoides platessoides* and 1 plaice *Pleuronectes platessa*. Although it had to be excluded from the present study, as fish weights could not be estimated from the available data, this animal too, had taken mainly gadids.

The proportion of the weight of a certain prey species in the dolphins' diet is a good indicator of the contribution of that species to total biomass of the stomach contents; obviously, large prey such as gadids contribute more to the diet than small species such as gobies. In this study, gobies were never found as the only prey in the stomachs, but always together with whiting and cod. Gobies are often considered secondary prey, ingested by larger fish, e.g. gadids (Pierce & Boyle, 1991). However, the large number of gobies found in one juvenile dolphin show that gobies are in some cases preyed on directly by white-beaked dolphins. Cephalopods (small sepiolids) were only found in one other dolphin, the smallest juvenile

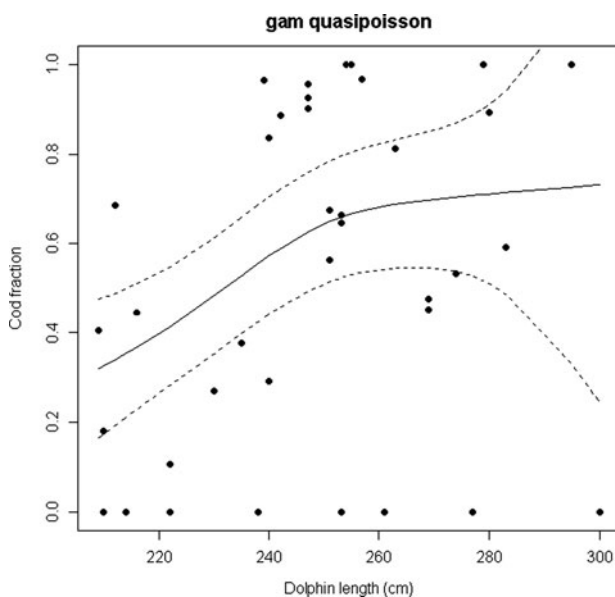


Fig. 5. Relationship between the proportion of cod *Gadus morhua* (weight of cod relative to the total weight of cod and whiting) in the diet and body length of *Lagenorhynchus albirostris*. The line is the fitted regression line and the dashed lines are the 95% confidence limits.

included in our study. Both these squids and the gobies found in the other juveniles mentioned, contributed little to the overall diet.

As in most other dolphin species, cooperative feeding of white-beaked dolphins has been observed (Kinze *et al.*, 1997; Evans & Smeenk, 2008). In general, dolphin calves, including those of white-beaked dolphins, stay with their mothers for an extended period of time, during which they will learn which prey to take and how to catch them (Boran & Heimlich, 1999). Dong *et al.* (1996) suggested that larger dolphins prey on larger cod. For the two main prey species, whiting and cod, we cannot confirm this, as we did not find a correlation between dolphin length and fish length. However, the fraction of cod in the diet in the combined weight of cod and whiting increased with dolphin length and cods were on average larger than whittings. In addition, the two dolphins that had taken large numbers of small prey, gobies and squid, respectively, were the smallest animals in our study. It may thus well be that young white-beaked dolphins prey on smaller and different prey species. As our smallest animal measured 209 cm, the possibility remains that still smaller individuals would indeed take smaller prey. The remaining animal with a different diet compared to the other dolphins had preyed solely on haddock, another gadid species. No further information is known for this individual, but its specific diet suggests that it may have been by-caught in the central North Sea where haddock is more common (Knijn *et al.*, 1993).

Cetaceans are generally considered opportunistic foragers, selecting prey depending on availability (Trites, 2009). The stocks of the main prey species of white-beaked dolphin: whiting and cod, have undergone drastic changes in abundance in the North Sea during the 20th and 21st Centuries (ICES, 2006). Cod has been overexploited in the North Sea since the late 1960s (Cook *et al.*, 1997; Bannister, 2004) and stocks have failed to recover, even after severe catch restrictions. Whiting stocks have also significantly fluctuated over time, with clear peaks and troughs (Hislop, 1996; Pope & Macer, 1996). With cod and whiting accounting for most of the prey weight (93.7%W), being taken very frequently and in large numbers (40.6%FO and 80.4%N), differences in diet of white-beaked dolphins between years would be expected to occur. Such changes, however, are not reflected in the diet of the animals studied here, when arranged according to year (arranged by decade and by pre-1990 versus post-1990). The absence of a reflection of these drastic changes in prey abundance suggests that white-beaked dolphins are still able to exploit remaining concentrations of whiting and cod, staying highly selective in the choice of their prey.

In summary, our data show that the dolphins studied predominantly fed on whiting and cod, irrespective of their age-class, sex, season and year of stranding, before or after the 'cod collapse'. It appears that white-beaked dolphins in the south-eastern North Sea are specialist feeders, with a strong preference for whiting and cod.

Comparison with other studies

Most relevant to the Dutch situation are studies from elsewhere in the south-eastern North Sea. In agreement with the Dutch strandings, Gadidae predominated in stomachs of four white-beaked dolphins from Germany, particularly

whiting, cod and poor cod *Trisopterus minutus* (Lick, 1993). A single specimen from the French coast had Gadidae as the most important prey, including cod, *Trisopterus* sp. and pollack *Pollachius pollachius* (De Pierrepont *et al.*, 2005).

White-beaked dolphins from northern British waters, the core distribution area of the species in the North Sea, were also found to feed mainly on cod and whiting, followed by haddock and hake *Merluccius merluccius* (Canning *et al.*, 2008; Evans & Smeenk, 2008). Herring *Clupea harengus*, mackerel *Scomber scombrus*, scad *Trachurus trachurus*, sandeel and long rough dab were occasional prey species. Cephalopods have also been identified in the diet of white-beaked dolphins in British waters, but as in our samples, only one animal had taken cephalopods, which were not identified to species. Additionally, Berrow & Rogan (1996) found two Gadidae and six scads in a white-beaked dolphin from Irish waters.

On the other side of the Atlantic Ocean, twenty animals from Newfoundland (Dong *et al.*, 1996) and two from elsewhere in Canadian waters (Sergeant & Fisher, 1957) contained remains of cod only. Despite slight differences in species composition within the Gadidae between regions and studies, gadids clearly account for most of the energetic intake of white-beaked dolphins, throughout their range.

ACKNOWLEDGEMENTS

Samples were collected by staff and volunteers of the Dutch strandings network, coordinated by the National Museum of Natural History (now NCB Naturalis) in Leiden. Thanks go to the staff of Naturalis, in particular to E. Gittenberger for supervision, M.J. Addink for necropsy data, A. Gittenberger for database setup and P.A.M. Gaemers for help on otolith identification. Thanks are also due to the staff of IMARES, in particular to R.S.A. van Bemmelen for creating the strandings locality map and P.J.H. Reijnders for valuable draft revisions. Thanks also to U. Siebert from the Forschungs- und Technologiezentrum Westküste (FTZ, University of Kiel) for contributing the German strandings data. Finally, we thank two anonymous referees for their valuable comments on earlier versions of this paper. This work was supported by Naturalis and Wageningen IMARES, was (co-)funded by the Dutch Ministry of Agriculture, Nature and Food Quality (LNV) and carried out by Wageningen University and Research Centre.

REFERENCES

- Arnett R.T.P. and Whelan J. (2001) Comparing the diet of cod (*Gadus morhua*) and grey seals (*Halichoerus grypus*): an investigation of secondary ingestion. *Journal of the Marine Biological Association of the United Kingdom* 81, 365–366.
- Bannister R.C.A. (2004) The rise and fall of cod (*Gadus morhua* L.) in the North Sea. In Payne A.I.L., O'Brien C.M. and Rogers S.I. (eds) *Management of shared fish stocks*. Oxford: Blackwell, pp. 316–338.
- Barros N.B. and Clarke M.R. (2009) Diet. In Perrin W.F., Würsig B. and Thewissen J.G.M. (eds) *Encyclopedia of marine mammals*. Second edition. Burlington/SanDiego/New York/London: Academic Press, pp. 311–316.

- Berrow S.D. and Rogan E.** (1996) Stomach contents of harbour porpoises and dolphins in Irish waters. In Evans P.G.H. and Nice H. (eds) *Proceedings of the Ninth Annual Conference of the European Cetacean Society, Lugano, Switzerland, 9–11 February 1995. European Research on Cetaceans* 9, 179–181.
- Boran J.R. and Heimlich S.L.** (1999) Social learning in cetaceans: hunting, hearing and hierarchies. In Box H.O. and Gibson K.R. (eds) *Mammalian social learning. Comparative and ecological perspectives*. Cambridge: Cambridge University Press, pp. 282–307.
- Bowen W.D.** (2000) Reconstruction of pinniped diets: accounting for complete digestion of otoliths and cephalopod beaks. *Canadian Journal of Fisheries and Aquatic Sciences* 57, 898–905.
- Camphuysen K. and Peet G.** (2006) *Walvissen en dolfijnen in de Noordzee*. 's-Graveland: Fontaine Uitgevers.
- Camphuysen C.J., Smeenk C., Addink M., Van Grouw H. and Jansen O.E.** (2008) Cetaceans stranded in the Netherlands from 1998 to 2007. *Lutra* 51, 87–122.
- Canning S.J., Santos M.B., Reid R.J., Evans P.G.H., Sabin R.C., Bailey N. and Pierce G.J.** (2008) Seasonal distribution of white-beaked dolphins (*Lagenorhynchus albirostris*) in UK waters with new information on diet and habitat use. *Journal of the Marine Biological Association of the United Kingdom* 88, 1159–1166.
- Clarke K.R.** (1993) Non-parametric multivariate analyses of changes in community structure. *Australian Journal of Ecology* 18, 117–143.
- Clarke K.R. and Gorley R.N.** (2006) *PRIMER v6.1.13: Multivariate statistics for ecologists*. Plymouth, UK: PRIMER-E.
- Cook R.M., Sinclair A. and Stefánsson G.** (1997) Potential collapse of North Sea cod stocks. *Nature* 385, 521–522.
- Cottrell P.E., Trites A.W. and Miller E.H.** (1996) Assessing the use of hard parts in faeces to identify harbour seal prey: results of captive-feeding trials. *Canadian Journal of Zoology* 74, 875–880.
- Cottrell P.E. and Trites A.W.** (2002) Classifying prey hard part structures recovered from fecal remains of captive Steller sea lions (*Eumetopias jubatus*). *Marine Mammal Science* 18, 525–539.
- Coull K.A., Jermyn A.S., Newton A.W., Henderson G.I. and Hall W.B.** (1989) Length/weight relationships for 88 species of fish encountered in the North East Atlantic. *Scottish Fisheries Research Report* 43, 1–81.
- De Pierrepont J.F., Dubois B., Desormonts S., Santos M.B. and Robin J.P.** (2005) Stomach contents of English Channel cetaceans stranded on the coast of Normandy. *Journal of the Marine Biological Association of the United Kingdom* 85, 1539–1546.
- De Smet W.M.A., Asselberg R. and Duyndam R.** (1985) Gegevens over een witsnuitdolfijn, *Lagenorhynchus albirostris*, uit de zuidelijke Noordzee. *Marswin* 6, 3–19.
- Dong J.H., Lien J., Nelson D.E. and Curren K.** (1996) A contribution to the biology of the white-beaked dolphin, *Lagenorhynchus albirostris*, in waters off Newfoundland. *Canadian Field Naturalist* 110, 278–287.
- Evans P.G.H. and Smeenk C.** (2008) Genus *Lagenorhynchus*. In Harris S. and Yalden D.W. (eds) *Mammals of the British Isles. Handbook*. 4th edition. New Road, Southampton: The Mammal Society, pp. 724–727.
- Granadeiro J.P. and Silva M.A.** (2000) The use of otoliths and vertebrae in the identification and size-estimation of fish in predator–prey studies. *Cybiurn* 24, 383–393.
- Grellier K. and Hammond P.S.** (2006) Robust digestion and passage rate estimates for hard parts of grey seal (*Halichoerus grypus*) prey. *Canadian Journal of Fisheries and Aquatic Sciences* 63, 1982–1998.
- Hammond P.S.** (2006) *Small Cetaceans in the European Atlantic and North Sea (SCANS-II) Final report*. Final Report to the European Commission, LIFE04NAT/GB/000245, 52 pp.
- Hammond P.S., Berggren P., Benke H., Borchers D.L., Collet A., Heide-Jørgensen M.P., Heimlich S., Hiby A.R., Leopold M.F. and Øien N.** (2002) Abundance of harbour porpoise and other cetaceans in the North Sea and adjacent waters. *Journal of Applied Ecology* 39, 361–376.
- Härkönen T.** (1986) *Guide to the otoliths of the bony fishes of the northeast Atlantic*. Hellerup: Danbiu ApS.
- Hastie T. and Tibshirani R.** (1987) Generalized additive models: some applications. *Journal of the American Statistical Association* 82, 371–386.
- Hislop J.R.G.** (1996) Changes in North Sea gadoid stocks. *ICES Journal of Marine Science* 53, 1146–1156.
- Husson A.M. and Van Bree P.J.H.** (1972) Strandingen van Cetacea op de Nederlandse kust in 1970 en 1971. *Lutra* 14, 1–5.
- Husson A.M. and Van Bree P.J.H.** (1976) Strandingen van Cetacea op de Nederlandse kust in 1974 en 1975. *Lutra* 18, 25–32.
- ICES** (2006) *Working Group on the Assessment of Demersal Stocks in the North Sea and Skagerrak*. International Council for the Exploration of the Sea (CM Papers and Reports) CM2006/ACFM:09, 981 pp.
- Kinze C.C.** (1995) Danish whale records 1575–1991 (Mammalia, Cetacea). Review of whale specimens stranded, directly or incidentally caught along the Danish coast. *Steenstrupia* 21, 155–196.
- Kinze C.C.** (2009) White-beaked dolphin *Lagenorhynchus albirostris*. In Perrin W.F., Würsig B. and Thewissen J.G.M. (eds) *Encyclopedia of marine mammals*. Second edition. Burlington/SanDiego/New York/London: Academic Press, pp. 1255–1258.
- Kinze C.C., Addink M., Smeenk C., García Hartman M., Richards H.W., Sonntag R.P. and Benke H.** (1997) The white-beaked dolphin (*Lagenorhynchus albirostris*) and the white-sided dolphin (*Lagenorhynchus acutus*) in the North and Baltic Seas: Review of available information. *Report of the International Whaling Commission* 47, 675–681.
- Knijff R.J., Boon T.W., Heessen H.J.L. and Hislop J.R.G.** (1993) *Atlas of North Sea fishes based on bottom-trawl survey data for the years 1985–1987*. ICES Cooperative Research Report 194, 268 pp.
- Leopold M.F., Van Damme C.J.G., Phillipart C.J.M. and Winter C.J.N.** (2001) *Otoliths of North Sea fish: interactive guide of identification of fish from the SE North Sea, Wadden Sea and adjacent fresh waters by means of otoliths and other hard parts*. Amsterdam: ETI.
- Lick R.** (1993) Nahrungsanalysen von Kleinwalen deutscher Küstengewässer. In Bohlken H., Benke H. and Wulf J. (eds) *Untersuchungen über Bestand, Gesundheitszustand und Wanderungen der Kleinwalpopulationen (Cetacea) in deutschen Gewässern*. Kiel/Büsum: Institut für Haustierkunde der Universität Kiel und Forschungs- und Technologiezentrum Westküste, Zentrale Einrichtung der Universität Kiel, Endbericht zum FE-Vorhaben des BMU, Anlage, 21 pp.
- Pauly D., Trites A.W., Capuli E. and Christensen V.** (1998) Diet composition and trophic levels of marine mammals. *ICES Journal of Marine Science* 55, 467–481.
- Pierce G.J. and Boyle P.R.** (1991) A review of methods for diet analysis in piscivorous marine mammals. *Oceanography and Marine Biology: an Annual Review* 29, 409–486.
- Pierce G.J., Boyle P.R., Watt J. and Grisley M.** (1993) Recent advances in diet analysis of marine mammals. In Boyd I.L. (ed.) *Marine mammals: advances in behavioural and population biology. Symposia of the Zoological Society of London* 66, 241–261.
- Pinheiro J.C. and Bates D.M.** (2000) *Mixed-Effects Models in S and S-PLUS*. New York: Springer.

- Pinheiro J., Bates D., DebRoy S., Sarkar D. and the Core Team** (2009) *nlme: Linear and Nonlinear Mixed Effects Models*. R package version 3, pp. 1–96.
- Pope J.G. and Macer C.T.** (1996) An evaluation of the stock structure of North Sea cod, haddock, and whiting since 1920, together with a consideration of the impacts of fisheries and predation effects on their biomass and recruitment. *ICES Journal of Marine Science* 53, 1157–1169.
- Prime J.H. and Hammond P.S.** (1987) Quantitative assessment of gray seal diet from fecal analysis. In Huntley A.C., Costa D.P., Worthy G.A.J. and Castellini M.A. (eds) *Approaches to marine mammal energetics*. Special Publication 1, Society for Marine Mammalogy, pp. 165–181.
- R Development Core Team** (2009) *R: A language and environment for statistical computing*. Wien: R Foundation for Statistical Computing. URL <http://www.R-project.org>
- Reeves R.R., Smeenk C., Kinze C.C., Brownell R.L. and Lien J.** (1999) White-beaked dolphin *Lagenorhynchus albirostris* Gray, 1846. In Ridgway S.H. and Harrison S.R. (eds) *Handbook of marine mammals*. Volume 6. London/San Diego: Academic Press, pp. 1–30.
- Reid J.B., Evans P.G.H. and Northridge S.P.** (2003) *Atlas of cetacean distribution in north-west European waters*. Peterborough: Joint Nature Conservation Committee.
- Sergeant D.E. and Fisher H.D.** (1957) The smaller Cetacea of eastern Canadian waters. *Journal of the Fisheries Research Board of Canada* 14, 83–115.
- Smeenk C.** (1986) Strandingen van Cetacea op de Nederlandse kust in 1981, 1982 en 1983. *Lutra* 29, 268–281.
- Smeenk C.** (1989) Strandingen van Cetacea op de Nederlandse kust in 1984, 1985 en 1986. *Lutra* 32, 164–180.
- Smeenk C.** (1992) Strandingen van Cetacea op de Nederlandse kust in 1987, 1988 en 1989. *Lutra* 35, 51–66.
- Smeenk C.** (1995) Strandingen van Cetacea op de Nederlandse kust in 1990, 1991 en 1992. *Lutra* 38, 90–104.
- Smeenk C.** (2003) Strandingen van Cetacea op de Nederlandse kust in 1993–1997. *Lutra* 46, 45–64.
- Smeenk C. and Gaemers P.A.M.** (1987) Fish otoliths in the stomach of white-beaked dolphins *Lagenorhynchus albirostris*. *European Cetacean Society Newsletter* 1, 12–13.
- Tollit D.J., Steward M.J., Thompson P.M., Pierce G.J., Santos M.B. and Hughes S.** (1997) Species and size differences in the digestion of otoliths and beaks: implications for estimates of pinniped diet composition. *Canadian Journal of Fisheries and Aquatic Sciences* 54, 105–119.
- Tollit D.J., Wong M., Winship A.J., Rosen D.A.S. and Trites A.W.** (2003) Quantifying errors associated with using prey skeletal structures from fecal samples to determine the diet of Steller's sea lion (*Eumetopias jubatus*). *Marine Mammal Science* 19, 724–744.
- Tollit D.J., Heaslip S.G., Zeppelin T.K., Joy R., Call K.A. and Trites A.W.** (2004) A method to improve size estimates of walleye pollock (*Theragra chalcogramma*) and atka mackerel (*Pleurogrammus monopterygius*) consumed by pinnipeds: digestion correction factors applied to bones and otoliths recovered from scats. *Fisheries Bulletin* 102, 498–508.
- Trites A.W.** (2009) Predator–prey relationships. In Perrin W.F., Würsig B. and Thewissen J.G.M. (eds) *Encyclopedia of marine mammals*. Second edition. Burlington/San Diego/New York/London: Academic Press, pp. 933–936.
- Van Bree P.J.H. and Husson A.M.** (1974) Strandingen van Cetacea op de Nederlandse kust in 1972 en 1973. *Lutra* 16, 1–10.
- Van Bree P.J.H. and Nijssen H.** (1964) On three specimens of *Lagenorhynchus albirostris* Gray, 1846 (Mammalia, Cetacea). *Beaufortia* 11, 85–93.
- Van Bree P.J.H. and Smeenk C.** (1978) Strandingen van Cetacea op de Nederlandse kust in 1976 en 1977. *Lutra* 20, 13–18.
- Van Bree P.J.H. and Smeenk C.** (1982) Strandingen van Cetacea op de Nederlandse kust in 1978, 1979 en 1980. *Lutra* 25, 19–29.
- Van Deirse A.B.** (1931) *De fossiele en recente Cetacea van Nederland*. Amsterdam: H.J. Paris.
- Van Deirse A.B.** (1946) De recente Cetacea van Nederland van 1931 tot en met 1944. *Zoologische Mededeelingen Leiden* 26, 139–210.
- Van Deirse A.B.** (1951) Onze walvisachtige dieren van 1950. *Het Zeepaard* 11, 64–73.
- Van Deirse A.B.** (1955) De Nederlandse Cetacea van 1954. *Lutra* 1, 103–105.
- Van Deirse A.B.** (1956) Walvisnennieuws over 1955. *Lutra* 1, 127–131.
- Van Deirse A.B.** (1963) Walvisnieuws over 1962. *Lutra* 5, 31–35.
- Van Deirse A.B.** (1966) Walvisnieuws over 1964. *Lutra* 8, 22–26.
- Van Utrecht W.L. and Husson A.M.** (1968) Strandingen van Cetacea in het voorjaar van 1967 op de Nederlandse kusten. *Lutra* 10, 7–17.
- Watt J., Pierce G.J. and Boyle P.R.** (1997) *Guide to the identification of North Sea fish using premaxilla and vertebrae*. ICES Cooperative Research Report 220, 231 pp.
- Weber M.** (1887) Ueber *Lagenorhynchus albirostris*, Gray. *Tijdschrift der Nederlandsche Dierkundige Vereeniging* 1, 114–127.
- Wijnsma G., Pierce G.J. and Santos M.B.** (1999) Assessment of errors in cetacean diet analysis: *in vitro* digestion of otoliths. *Journal of the Marine Biological Association of the United Kingdom* 79, 573–575.
- Wood S.N.** (2006) *Generalized additive models: an introduction with R*. Boca Raton, FL: Chapman and Hall/CRC.
- and
- Zuur A.F., Ieno E.N., Walker N., Saveliev A.A. and Smith G.M.** (2009). *Mixed effects models and extensions in ecology with R*. New York: Springer.

Correspondence should be addressed to:

O.E. Jansen
 Wageningen University
 Department of Aquatic Ecology & Waterquality Management
 Droevendaalsesteeg 3a
 6708 PB Wageningen
 The Netherlands
 email: okka.jansen@wur.nl