


This article was downloaded by:

On: 20 January 2011

Access details: *Access Details: Free Access*

Publisher *Taylor & Francis*

Informa Ltd Registered in England and Wales Registered Number: 1072954 Registered office: Mortimer House, 37-41 Mortimer Street, London W1T 3JH, UK



Molecular Crystals and Liquid Crystals

Publication details, including instructions for authors and subscription information:

<http://www.informaworld.com/smpp/title~content=t713644168>

Refractive Indices, Density and Order Parameter of Some Technologically Important Liquid Crystalline Mixtures

B. Bahadur^{ab}; R. K. Sarna^a; V. G. Bhide^a

^a National Physical Laboratory, New Delhi, INDIA ^b Data Images Inc., Ottawa, Ontario, CANADA

First published on: 01 January 1982

To cite this Article Bahadur, B. , Sarna, R. K. and Bhide, V. G.(1982) 'Refractive Indices, Density and Order Parameter of Some Technologically Important Liquid Crystalline Mixtures', *Molecular Crystals and Liquid Crystals*, 72: 5, 139 – 145

To link to this Article: DOI: 10.1080/01406568208084050

URL: <http://dx.doi.org/10.1080/01406568208084050>

PLEASE SCROLL DOWN FOR ARTICLE

Full terms and conditions of use: <http://www.informaworld.com/terms-and-conditions-of-access.pdf>

This article may be used for research, teaching and private study purposes. Any substantial or systematic reproduction, re-distribution, re-selling, loan or sub-licensing, systematic supply or distribution in any form to anyone is expressly forbidden.

The publisher does not give any warranty express or implied or make any representation that the contents will be complete or accurate or up to date. The accuracy of any instructions, formulae and drug doses should be independently verified with primary sources. The publisher shall not be liable for any loss, actions, claims, proceedings, demand or costs or damages whatsoever or howsoever caused arising directly or indirectly in connection with or arising out of the use of this material.

REFRACTIVE INDICES, DENSITY AND ORDER
PARAMETER OF SOME TECHNOLOGICALLY IMPORTANT
LIQUID CRYSTALLINE MIXTURES

B. BAHADUR*, R.K. SARNA and V.G. BHIDE
National Physical Laboratory, Hillside Road,
New Delhi-110012, INDIA

(Received for Publication November 5, 1981)

ABSTRACT Temperature variation of the refractive indices, birefringence, density and order parameter of liquid crystalline mixtures E₇, E₈, N10 and PCH-1132 are reported. The birefringence of PCH-1132 is found to be abnormally low compared to other mixtures.

This letter reports the refractive indices (n_e , n_o), birefringence (Δn), density (ρ) and the order parameter (S) of four mesogenic mixtures E₇, E₈, N10 and PCH-1132 as a function of temperature. These mixtures are widely used in liquid crystal displays due to their suitable nematic range, stability and high positive dielectric anisotropy^{1,2}.

E₇, E₈ were purchased from M/s. BDH (England) whereas N10, PCH-1132 were purchased from M/s. E. Merck (Germany) in pure form and were used as such. E₇ and E₈ have similar composition i.e. these are the eutectic mixtures of three cyanobiphenyls and one cyanoterphenyl^{1,2}. N10 consists of azoxy compounds and aromatic esters while PCH-1132 is a mixture of three cyanophenyl cyclohexanes with one cy-

*Present Address: Data Images Inc.
1283 Algoma Road
K1B 3W7 Ottawa, Ontario, CANADA

anobiphenylcyclohexane². The transition temperatures were determined using a polarizing microscope and are listed below:

E ₇	Solid	-10°C	Nematic	58°C	Isotropic
E ₈	Solid	-12°C	Nematic	70°C	Isotropic
N10	Solid	9°C	Nematic	55.5°C	Isotropic
PCH-1132	Solid	-6°C	Nematic	70°C	Isotropic

The refractive index in the isotropic phase (n) and the ordinary refractive index (n_o) in nematic phase were measured using Abbe refractometer³. The birefringence (Δn) was measured using the modified wedge technique³. This technique essentially consists of the measuring the Fizeau fringe separation, Δx ,

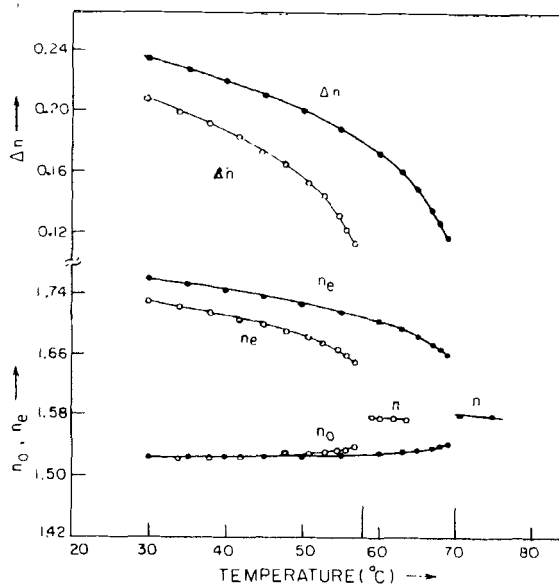


FIGURE 1. Temperature variation of n_o , n_e and Δn of E₇ (—○—) and E₈ (—●—), $\lambda = 5893\text{\AA}$.

in the air gap and the birefringence fringe separation $\Delta x'$ (reflection geometry), in the gap filled with liquid crystals material in the wedge formed by two glass plates. Δn is then given by the relation³

$$\Delta n = \frac{\Delta x}{\Delta x'}$$

The densi-

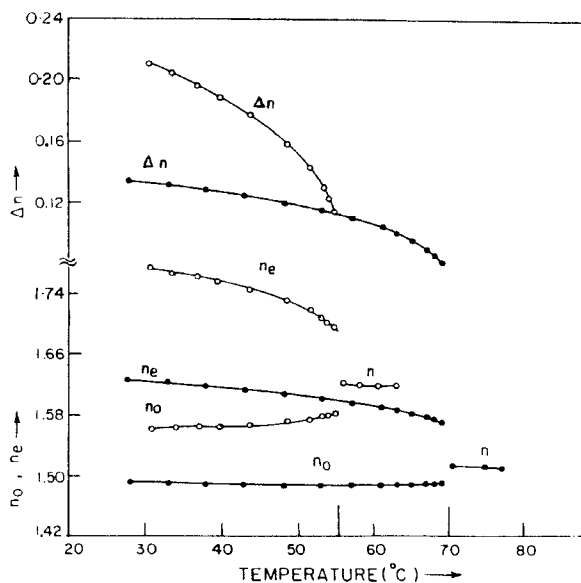



FIGURE 2. Temperature variation of n_o , n_e and Δn of N10 (—○—) and PCH-1132 (—●—) $\lambda = 5893\text{\AA}$.

ty (ρ) was measured by dilatometric technique^{3,4}. The temperature regulation was better than $\pm 0.1^\circ\text{C}$. The accuracies of n , n_o and Δn measurements are 0.1%, 0.1% and 0.5% respectively. The absolute accuracy of ρ measurement is $\sim 0.2\%$ while the relative accuracy is better

than $\pm 0.01\%$.

Temperature variation of n , n_o , n_e and Δn for E_7 and E_8 are shown in Fig. 1 while those of N10 & PCH-1132 are shown in Fig. 2. The measurements were carried out at the principal radiation of sodium ($\lambda = 5893\text{\AA}$). The n_o and n_e of E_7 have also been recorded in its entire nematic range by Tarry⁵ at 436 nm, 509 nm, 577 nm and 644 nm wave-lengths. Our values fit well in this series. In case of E_8 , N10, PCH-1132 too, the commercial firms have reported the value of Δn , but only at one temperature (20°C)². Our values at 20°C are in good agreement with those reported by these

firms in case of E_7 , E_8 and PCH-1132. However, in case of N10 there exists a small difference in values reported by us and M/s E. Merck. This may be due to significant differences in percentage composition of this mixture in various batches. These comparisons are listed in Table 1. n , n_o , n_e and Δn exhibit the normal behaviour of liquid crystals. The values of Δn for N10, E_8 and E_7 are of the same order and are much higher than those of PCH-1132. The polarizability anisotropy (and hence Δn) being mainly contributed by the polarizable  groups in these mixtures, it can be inferred on structural grounds that PCH-1132 should have much lower value of Δn as

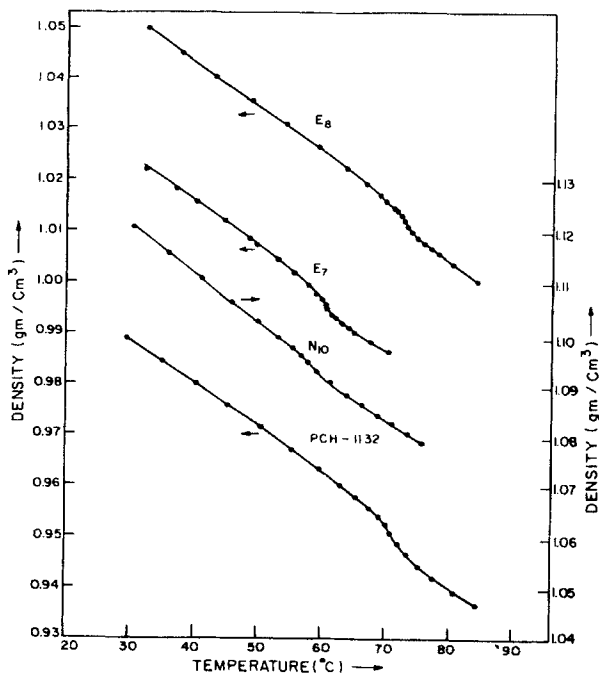





FIGURE 3. Temperature variation of the density of E_7 , N10, E_8 and PCH-1132.

it contains one  group less. In PCH-1132 one highly anisotropic  group is replaced by  group, which has negligible polarizability anisotropy.

The density (Fig.3) shows the normal behaviour i.e. it increases with decrease in temperature.

TABLE I
(A) REFRACTIVE INDICES (n_o , n_e) OF Σ_7

Temperature (°C)	Values reported by Terry ⁵										Our Values at 589 nm			
	n_o	n_e	456 nm	n_o	n_e	509 nm	n_o	n_e	577 nm	n_o	n_e	644 nm	n_o	n_e
20	1.8208	1.5440	1.7737	1.5311	1.7500	1.5231	1.7354	1.5175	1.7450	1.5230				
36	1.7898	1.5447	1.7456	1.5320	1.7238	1.5236	1.7104	1.5175	1.7190	1.5235				
48	1.7656	1.5500	1.7238	1.5356	1.7030	1.5262	1.6904	1.5201	1.6980	1.5260				
53	1.7452	1.5551	1.7057	1.5398	1.6860	1.5305	1.6739	1.5242	1.6827	1.5297				
57	1.7174	1.5636	1.6821	1.5477	1.6639	1.5371	1.6521	1.5307	1.6601	1.5356				
63 (isotropic)	1.6136		1.5888		1.5761		1.5681		1.5750					

(B) BIREFRINGENCE (Δn) AND ORDER PARAMETER (S) OF Σ_7 , Σ_8 , M10 AND PCH-1132

Material	Δn at 20°C		By Vuks Approach					Order Parameter (S) by Heugebaers Approach				
	Reported	Our	25°C	30°C	50°C	65°C	25°C	30°C	50°C	65°C	50°C	65°C
Σ_7	0.225	0.222	.655	.635	.480	0.0	.670	.665	.530	0.0		
Σ_8	0.247	0.245	.675	.655	.565	.425	.720	.705	.615	.485		
M10	0.21	0.230	.620	.600	.430	0.0	.635	.615	.445	0.0		
PCH-1132	0.14	0.141	.700	.690	.610	.490	.735	.730	.615	.430		

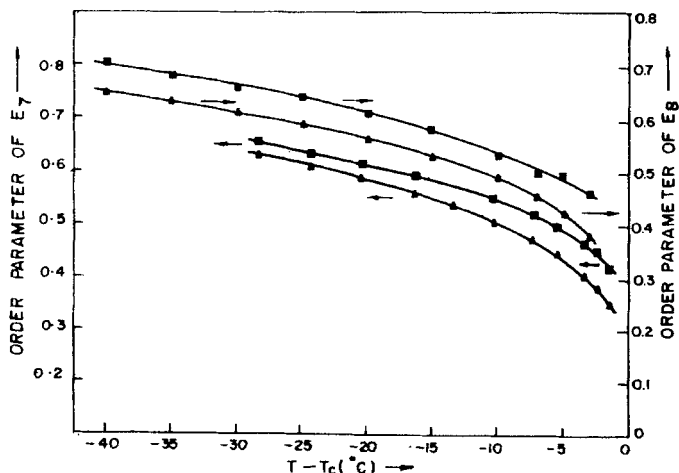


FIGURE 4. Temperature variation of the order parameter of E_7 and E_8 , \blacktriangle using Vuks approach; \blacksquare using Neugebauer's approach.

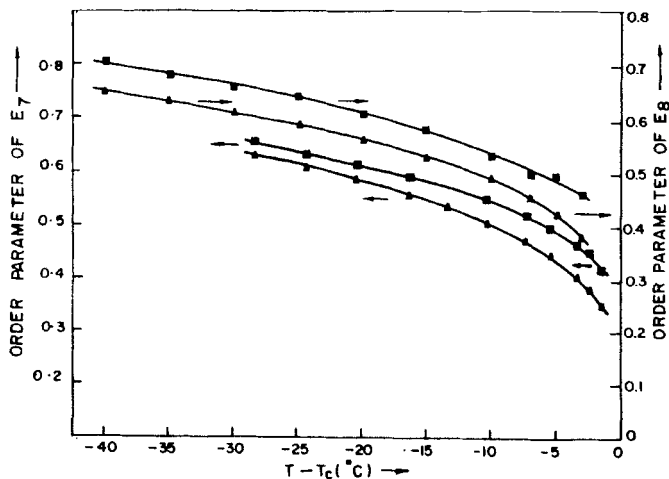


FIGURE 5. Temp. variation of the order parameter of N10 and PCH-1132, \blacktriangle using Vuks approach; \blacksquare using Neugebauer's approach.

Abrupt jumps were observed in the vicinity of nematic-isotropic transition temperature which indicates that nematic-isotropic transition in all these materials is of first order. However, it is observed that the density jump at nematic-isotropic transition in these materials is not as sudden and sharp as in some pure mesogens.⁴ The pre-transitional variations in density are observed on both sides of the transition though it is more pronounced on the nematic side.

Using refractive indices and density data, the order parameter is evaluated by both Vuks and Neugebauer's approaches.³ The temperature variation of order parameter evaluated from the approaches is displayed in Fig. 4 and 5. It is clear from the figures that the order parameter evaluated from Vuks and Neugebauer's approaches are in good agreement.

REFERENCES

1. G.W. Gray, 'Advances in Liquid Crystal Materials for applications' BDH monograph March 1978, BDH Chemicals Ltd. (England)
2. Monographs on liquid crystals published by various firms like BDH (England), E. Merck (Germany), F. Hoffman La Roche and Co. Ltd.
3. R.K. Sarna, B. Bahadur and V.G. Bhide, Mol. Cryst. Liq. Cryst. 51, 117 (1979).
4. B. Bahadur, J. Chim, Phys. 73, 255 (1976).
5. H.A. Tarry, 'The refractive indices of Cyanobiphenyl liquid crystals' BDH (England)