

IXPE Mission System Concept and Development Status

William D. Deininger, William Kalinowski, James Masciarelli, Stu Gray, Colin Peterson, Grant Hibbard, Jeff Wedmore, Jeff Bladt
Ball Aerospace
1600 Commerce Street
Boulder, CO, USA 80301
303-939-5314
wdeining@ball.com

Martin C. Weisskopf, Brian Ramsey, Stephen L. O’Dell, Allyn Tennant, Rondal Mize, Michele Foster
NASA MSFC
Huntsville, AL, USA 35812
(256) 961-7798
martin.c.weisskopf@nasa.gov

Paolo Soffitta, Fabio Muleri, Francesco Santoli, Ettore Del Monte
INAF-IAPS
Rome Italy
[39] (064) 993-4006
paolo.soffitta@iaps.inaf.it

Luca Baldini, Michele Pinchera
INFN
Pisa Italy
[39] (050) 221-4438
luca.baldini@pi.infn.it

Luca Latronico
INFN
Torino Italy
[39] (011) 670-7492
luca.latronico@to.infn.it

Alessio Trois
OA-Cagliari, INAF
Selargius Italy
[39] (707) 118-0253
atrois@oa-cagliari.inaf.it

Darren Osborne
CU / LASP
Boulder, CO, USA
(303) 492-3157
Darren.Osborne@lasp.colorado.edu

Abstract— The goal of the Imaging X-Ray Polarimetry Explorer (IXPE) Mission, a NASA Small Explorer (SMEX), is to expand understanding of high-energy astrophysical processes and sources, in support of NASA’s first science objective in Astrophysics: “Discover how the universe works.” IXPE, an international collaboration, will conduct X-ray imaging polarimetry for multiple categories of cosmic X-ray sources such as neutron stars, stellar-mass black holes, supernova remnants and active galactic nuclei. The Observatory uses a single science operational mode capturing the X-ray data from the targets. The IXPE Observatory consists of spacecraft and payload modules built up in parallel to form the Observatory during system integration and test. The payload includes three X-ray telescopes each consisting of a polarization-sensitive, gas pixel X-ray detector, paired with its corresponding grazing incidence mirror module assembly (MMA). A deployable boom provides the correct separation (focal length) between the detector units (DU) and MMAs. These payload elements are supported by the IXPE spacecraft which is derived from the BCP-small spacecraft architecture. This paper summarizes the IXPE mission science objectives, updates the Observatory implementation concept including the payload and spacecraft elements and summarizes the mission status since last year’s conference.

TABLE OF CONTENTS

1. INTRODUCTION2
2. SCIENCE OBJECTIVES.....2
3. MISSION DESIGN AND CONOPS.....2
4. IXPE OBSERVATORY CONCEPT3
5. PAYLOAD IMPLEMENTATION.....5
6. SPACECRAFT IMPLEMENTATION6
7. AI&T AND ALIGNMENTS SUMMARY8
8. PROJECT STATUS10
9. SUMMARY10
ACKNOWLEDGEMENTS10
REFERENCES10
BIOGRAPHY14

1. INTRODUCTION

Scientists and astronomers world-wide have a great interest in exploring the hidden details of some of the most extreme and exotic astronomical objects, such as stellar and supermassive black holes, neutron stars and pulsars. However, it is not possible to directly image what’s going on near objects like black holes and neutron stars, but studying the polarization of X-rays emitted from their surrounding environments reveals the physics of these enigmatic objects. The goal of IXPE is to expand understanding of high-energy astrophysical processes and sources.

The IXPE NASA Small Explorer (SMEX) Mission [1-13] is an international collaboration led by NASA Marshall Space Flight Center (MSFC) as the Principal Investigator (PI) institution (Dr. Martin Weisskopf) and includes Ball Aerospace (Ball), University of Colorado / Laboratory for Atmospheric and Space Physics (CU/LASP), as well as the Italian Space Agency (ASI) with Istituto di Astrofisica e Planetologia Spaziali/Istituto Nazionale di Astrofisica (IAPS/INAF), Istituto Nazionale di Fisica Nucleare (INFN) and OHB-I as major international partners, **Figure 1**.

 Marshall Space Flight Center PI team, project management, SE and S&MA oversight, mirror module fabrication, X-ray calibration, science operations, and data analysis and archiving	    Polarization-sensitive imaging detector systems
 Detector system funding, ground station	 Mission operations
 Spacecraft, payload structure, payload, observatory I&T	  Scientific theory
	 Co-Investigator
	  Co-Investigator
 Science Advisory Team	

Figure 1. The International Team Executing the IXPE Mission Takes Advantage of Team Member Expertise

MSFC provides the grazing incidence, X-ray mirror module assemblies (MMA) [14-21] and the Science Operations Center (SOC) along with mission management and systems engineering. IAPS/INAF, INFN and OHB-I provide the unique polarization-sensitive detector units (DU) [3,7,22-28] and the detectors service unit (DSU) as part of the Italian Space Agency contribution. ASI will also provide the primary ground station, located in Malindi (Kenya). Ball is responsible for the spacecraft, payload mechanical elements along with payload, spacecraft and System I&T followed by launch and operations. The Mission Operations Center (MOC) is located at CU/LASP and will be operated similar to Kepler/K2 mission [29-31]. The Science Operation Center is located at MSFC with a participation of the SSDC of ASI.

This paper summarizes the IXPE mission science objectives and mission concept of operations (CONOPS), and then describes the implementation of the Observatory including the payload and spacecraft concepts.

2. SCIENCE OBJECTIVES

IXPE directly supports NASA’s first strategic objective in Astrophysics: “Discover how the universe works”. [32] In particular, it addresses a key science goal of NASA’s Science Mission Directorate: “Probe the origin and destiny of our universe, including the nature of black holes, dark energy, dark matter and gravity.” IXPE will expand understanding of high energy astrophysical processes, specifically the polarimetry of cosmic sources with special emphasis on objects such as neutron stars and black holes. IXPE addresses two specific science objectives by obtaining X-ray polarimetry and polarimetric imaging of cosmic sources to:

- Determine the radiation processes and their detailed properties including the geometry of specific cosmic X-ray sources or categories of sources
- Explore general relativistic and quantum effects in extreme environments.

NASA’s Astrophysics Roadmap, “Enduring Quests, Daring Visions” [33], also recommends such measurements.

IXPE uses detailed imaging and X-ray polarimetry to expand the X-ray observation space, which historically has been limited to imaging, spectroscopy, and timing. These advances will provide new insight as to how X-ray emission is produced in astrophysical objects, especially systems under extreme physical conditions—such as neutron stars and black holes. Polarization uniquely probes physical anisotropies—ordered magnetic fields, aspheric matter distributions, or general relativistic coupling to black-hole spin—that are not otherwise easily measurable. Hence, IXPE complements all other investigations in high-energy astrophysics by adding the important and relatively unexplored dimensions of polarization (degree and angle) and detailed imaging to the parameter space for exploring cosmic X-ray sources and processes, and for using extreme astrophysical environments as laboratories for fundamental physics.

The primary science objectives of IXPE are:

- Enhance our understanding of the physical processes that produce X-rays from and near compact objects such as neutron stars and black holes.
- Explore the physics of the effects of gravity, energy, electric and magnetic fields at their extreme limits.

3. MISSION DESIGN AND CONOPS

IXPE is designed as a baseline 2-year mission with launch in Spring 2021. IXPE launches to a circular low Earth orbit (LEO) at an altitude of 570 km and an inclination of 0 degrees. The Payload uses a single science operational mode for capturing the X-ray data from the targets. The mission design follows a simple observing paradigm: pointed viewing of known X-ray sources (with known locations in the sky, **Figure 2**) over multiple orbits (not necessarily consecutive orbits) until the observation is complete.

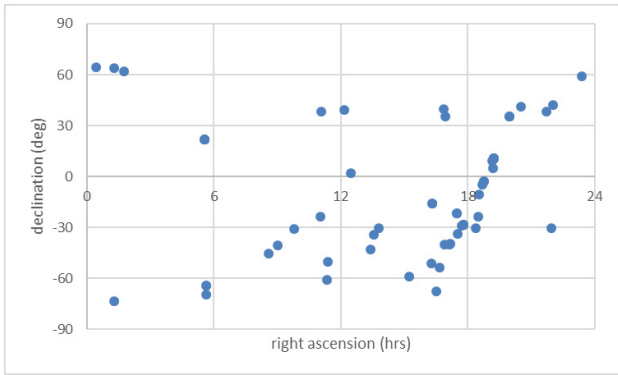


Figure 2. Distribution of Sample Science Targets on the Sky

Typically, each science target is visible over an approximate 52-day window and can be observed continuously for a minimum time of 56.7 minutes each orbit.

The IXPE Concept of Operations, summarized elsewhere [10], is shown in Figure 3.

4. IXPE OBSERVATORY CONCEPT

The Observatory is designed to support IXPE science and measurement requirements. These requirements have been stable since mission selection. Key design drivers include pointing stability in the presence of various disturbances, particularly gravity gradient torques, and minimization of

South Atlantic Anomaly (SAA) passes which makes the ~zero-degree inclination orbit the best available choice, **Figure 4**. A nominal IXPE target list is known in advance with targets distributed over the sky, **Figure 2**. The Observatory has observational access to an annulus normal to the Sun line at any given time with a width $\pm 25^\circ$ from Sun-normal. This orientation allows the payload to collect all necessary science data during the mission while keeping the solar arrays oriented toward the sun and maintaining sufficient power margins. **Table 1** provides a summary of some key design updates and changes made since Mission PDR summarized in appropriate sections of this paper.

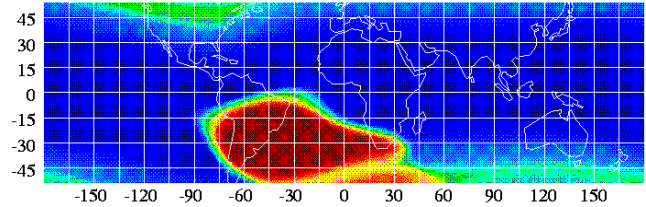


Figure 4. South Atlantic Anomaly (SAA) Distribution (Red). Near Equatorial Orbit Is Best Choice to Avoid SAA

The IXPE Observatory is designed to launch on a Pegasus XL or larger launch vehicle. In July 2019, a Falcon 9 launch vehicle was selected to launch IXPE. **Figure 5** shows the Observatory in its stowed configuration and within the Falcon 9 launch vehicle fairing compared to the Pegasus XL fairing.

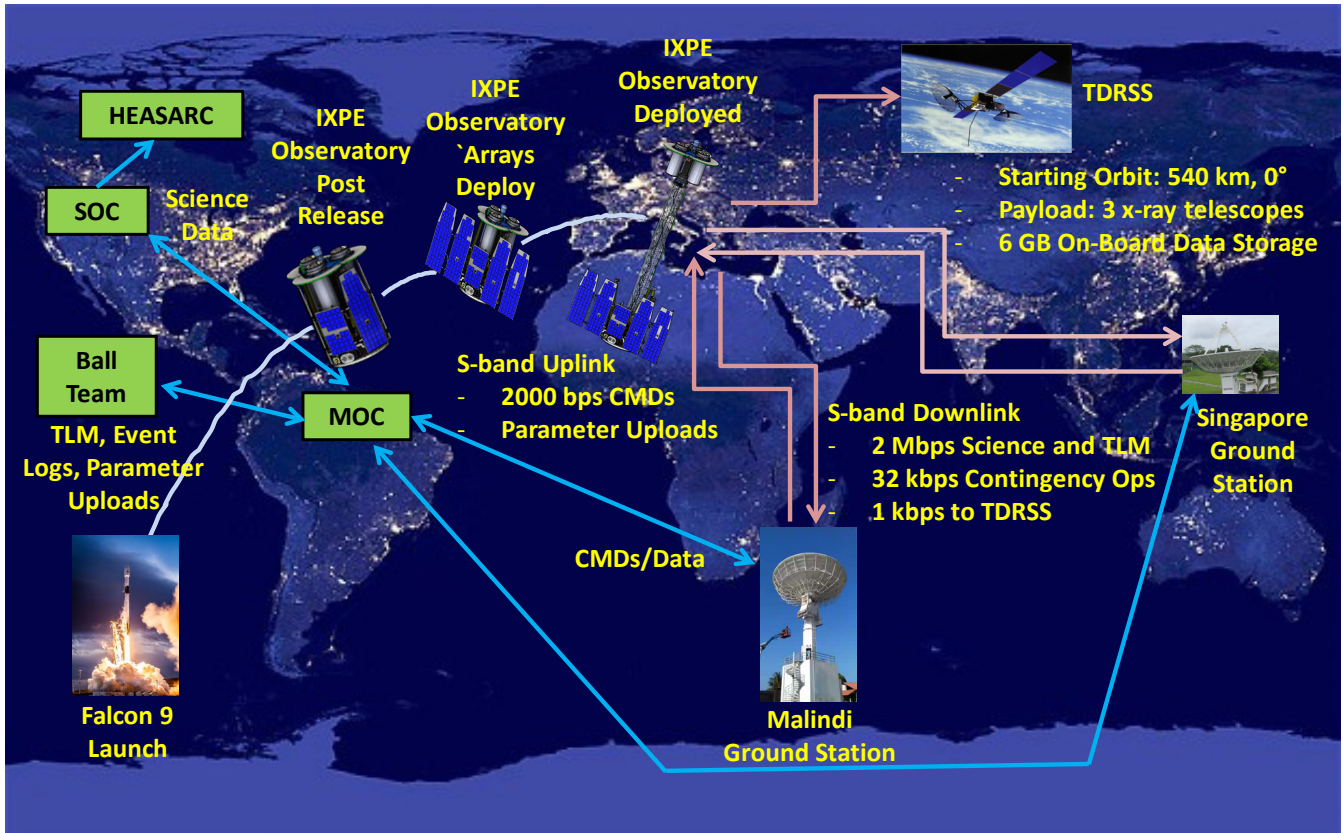


Figure 3. IXPE Concept of Operations Overview

Table 1. IXPE Key Design Updates and Changes Summary.

Design Change/Update	Result
Designed for Pegasus XL; Falcon 9 launch vehicle selected	Different launch vehicle environments (vibration, shock, acoustics); battery arming variations; launch from KSC instead of RTS; higher final orbit ≥ 570 km ± 15 km (versus 540 km ± 10 km insertion apse; ± 80 km non-insertion apse)
Moved to Fixed X-Ray Shields	Eliminate deployment mechanisms and associated testing; mass reduction; no longer fit in Pegasus XL fairing
Dithering capability added to ADCS	Support DU on-orbit calibration, within existing capabilities of ADCS with straight-forward algorithm update
Move magnetometer from SC top deck to MMSS deck	Increase separation of magnetometer from varying fields generated by torque rods
Accommodate instrument thermal dissipation	Dedicated DUs radiator tied to thermal straps, dissipates heat
Deleted metrology system	Reduce system complexity; Added home position indicators on TTR mechanism
Deployable boom risk reduction tests	Adjusted boom twist for increased stiffness; smoothed sock profile; use eddy current damper
Bipod hinged from SC top deck	Launch locks attached to brackets on straight sides of MMSS deck; more efficient load path through joints on six-sided spacecraft primary structure

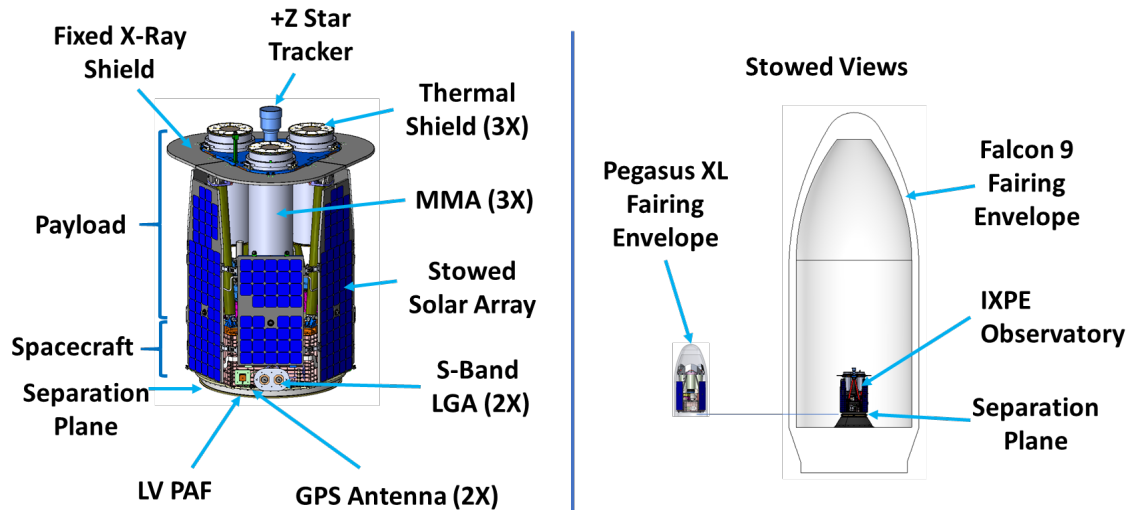


Figure 5. IXPE Observatory Stowed Configuration; in Pegasus XL and Falcon 9 Fairing Envelopes.

A view of the deployed IXPE Observatory is shown in **Figure 6**. When deployed, IXPE is 5.2 m from the bottom of the Spacecraft structure to the top of the Payload and is 1.1 m in diameter. The solar panels span 2.7 m when deployed. The Observatory launch mass is approximately 335 kg. As noted in the literature [8 – 13] the IXPE spacecraft is based on Ball’s BCP-small spacecraft product line.

The Payload is mounted on the +Z face of the spacecraft structure (top deck). This simplifies alignment and integration, and minimizes mass by providing the shortest possible load paths. The star tracker optical heads (OH) are mounted on opposite ends of the Observatory anti-boresighted from one another to prevent simultaneous Earth obscuration. One OH is mounted on top of the MMA support structure, co-located and bore-sighted with the X-ray optics. The second OH is mounted on the bottom of the Spacecraft

top deck looking out through the launch adaptor ring. Two hemispherical S-band low-gain antennas are mounted on opposite sides of the Spacecraft and coupled together to provide omnidirectional communications coverage. Two GPS antennas are also mounted on the opposite sides of the spacecraft to enable continuous GPS coverage.

The mission is operated by LASP under contract to Ball using existing facilities similar to the way the Ball-built Kepler [29–31] and K2 missions have been operated for NASA. The IXPE Observatory communicates with the ASI-contributed Malindi ground station via S-band link while the NEN station in Singapore is used as backup. The science team generates IXPE data products and then archives them in High Energy Astrophysics Scientific Archive Research Center (HEASARC).

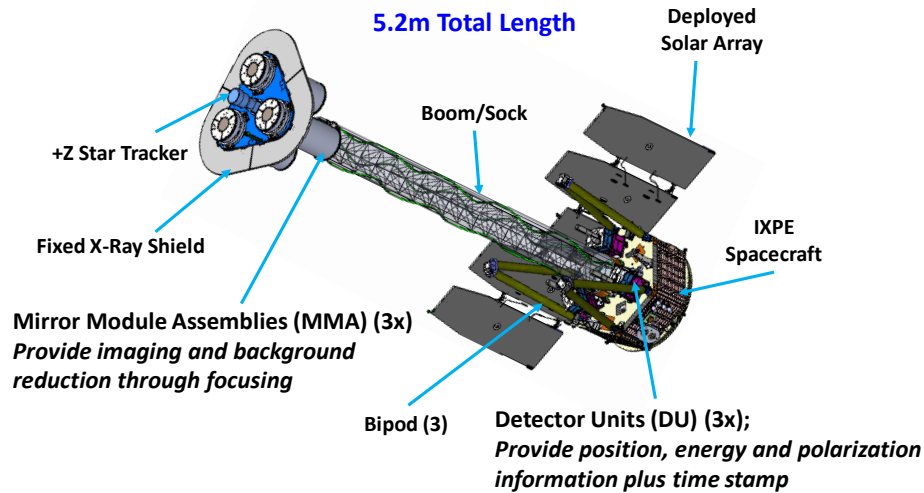


Figure 6. IXPE Observatory In Its Deployed, Science Operating Mode Configuration

5. PAYLOAD IMPLEMENTATION

IXPE’s payload is a set of three identical, imaging, X-ray polarimetry telescopes mounted on a common optical bench and co-aligned with the pointing axis of the spacecraft [1-13]. Each 4-m focal length telescope operates independently and is comprised of an MMA (grazing incidence X-ray optics) and a polarization-sensitive, gas pixel detector (GPD)-based, imaging DU. The focal length is achieved using a deployable, coilable boom [34]. Each DU contains its own front-end and back-end electronics, which communicate with the DSU that in turn interfaces with the Spacecraft. Each DU has a multi-function filter calibration wheel (FCW) assembly for in-flight calibration checks and source flux attenuation.

Designing an instrument of appropriate sensitivity to accomplish the science objectives summarized above involved a trade of MMA design, detector design, and number of telescope systems versus focal length and boundary conditions for mass and power within spacecraft and launch vehicle constraints. These trades were completed and result in the three-telescope system described here which meets science objectives and requirements with margin while placing reasonable and achievable demands on the spacecraft, launch vehicle, and the deployable optical bench. Specifically, three identical telescope systems provide redundancy, a range of detector clocking angles to minimize against detector biases, shorter focal length for given mirror graze angles (i.e., given energy response) and thinner/lighter mirrors compared to a single telescope system. **Figure 7** highlights the IXPE key payload elements.

The payload uses a fixed X-ray shield to prevent non-imaged X-rays from striking the detectors and works in conjunction with the collimators on the DUs. The use of a Falcon 9 LV enabled the replacement of deployed x-ray shields with fixed x-ray shields. The deployable boom is covered with a thermal sock to minimize temperature gradients and thermal

distortion between the longerons. A tip/tilt/rotate (TTR) mechanism allows on-orbit adjustability between the deployed X-ray optics and the spacecraft top deck-mounted DUs, providing system tolerance to variations in deployed geometry. The TTR includes home position indicators for precise positioning of the 3 MMAs.

MMA – MSFC provides grazing-incidence MMAs [14-21] to focus X-ray photons onto the polarization-sensitive detectors. The IXPE design achieves 209 cm² effective area at 2.3 keV and 243 cm² at 4.5 keV with 24 concentrically nested X-ray-mirror shells in each 300-mm-diameter optics module. The X-ray optics deflect X-ray photons onto the detector through two grazing incidence reflections in the parabolic and hyperbolic sections of the MMA. The chosen packing of the mirror shells reduces stray X-radiation impinging on the detector from sources outside the field of view (FOV) – via single reflections off the hyperbolic mirror surfaces – by more than 2.5 orders of magnitude. This ensures that observations of faint extended sources are not compromised by a nearby bright source just outside the field of view. The MMAs are calibrated at MSFC. These mirrors enable imaging, key for IXPE science, and also provide a large amount of background reduction by concentrating the source flux into a small detector area.

Instrument – The ASI-provided instrument consists of three DUs and the DSU along with the interconnecting cabling. At the very heart of each DU is a polarization-sensitive, X-ray imaging detector that allows broad-band X-ray polarimetry with low net background and minimal systematic effects [22-28]. These Gas Pixel Detectors (GPD) were invented [22] and developed by the Italian members of the team and refined over the past 15 years to a high level of maturity. The GPDs

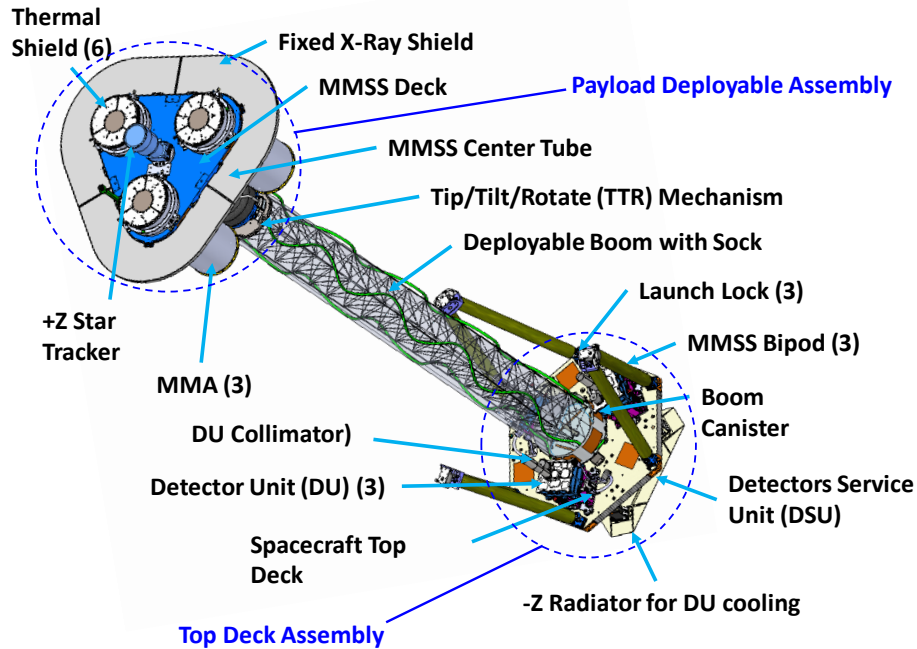


Figure 7. IXPE Oblique Top Payload View Showing Key Payload Elements

utilize the anisotropy of the emission direction of photoelectrons produced by polarized photons to measure with high sensitivity the polarization state of X-rays interacting in the GPD gaseous medium. X-rays in the energy range of 2–8 keV are the focus of IXPE investigations. The GPDs are supported by electronics within the DU to operate and collect the data from the GPDs. The DUs are built at INFN and then calibrated at IAPS. An FCW is included in each DU and includes polarized and un-polarized X-ray sources to check calibration on orbit. The FCW also includes an open slot, X-ray opaque slot and attenuator slot. A collimator sits on top of the DUs which, in combination with the X-ray shield around the MMAs, blocks non-imaged radiation (not passing through the X-ray optics) from entering the detectors. The DSU controls each DU, provides the needed secondary power lines to the DUs, manages their FCW and high voltage operations, provides the thermal control of the GPD, collects the housekeeping, processes and formats the scientific data, and interfaces to the spacecraft avionics.

X-Ray Telescopes – The IXPE Observatory is based on three X-ray telescopes. Each telescope consists of an MMA and a DU. The MMAs and DUs are paired. At least one telescope will undergo full calibration testing at MSFC. The defined MMA—DU pairs are then integrated and aligned at Ball as matched sets during payload integration and test. Each MMA—DU has an individual FOV of 11 arcmin. The Observatory FOV, the overlapping FOVs of the 3 telescopes, is 9 arcmin.

Payload Structures and Mechanisms – The three IXPE MMAs are mounted to a metallic mirror module support

structure (MMSS) deck. The MMSS deck hosts the fixed X-ray shield. Three hinged bipods are attached to the spacecraft top deck to support launch loads through the primary spacecraft structural joints. The boom launch locks are on the upper bipod brackets at the MMSS deck interface. Upon activation of the launch locks, the bipods move outward 12° on spring-loaded hinges to provide clearance for payload elements as the boom deploys.

The MMSS interfaces with the coilable, deployable boom through a Tip/Tilt/Rotation (TTR) mechanism. The TTR provides compensation for any boom deployment errors and enables relaxation of some aspects of on-ground alignment. If on deployment, the X-ray image is not within the required position range of the detector center point, the X-ray image can be re-aligned by using the TTR mechanism, while observing a bright X-ray point source. Home position indicators in the TTR mechanism serve as a reference for TTR activations. Note that all three MMAs are moved in unison. This is possible because the forward star tracker is mounted so that it aligns with the optics. Therefore, this adjustment effectively re-aligns the pointing axis with the new payload axis. Co-alignment of the individual MMAs with respect to each other and the star tracker, is performed during payload integration and test.

6. SPACECRAFT IMPLEMENTATION

The IXPE Observatory is based on the BCP-small spacecraft architecture described elsewhere [35-47]. The BCP-small architecture is used for the currently operating STPSat-2 [35-38], STPSat-3 [39-42], and the recently launched NASA Green Propellant Infusion Mission (GPIM) [42-47]. The

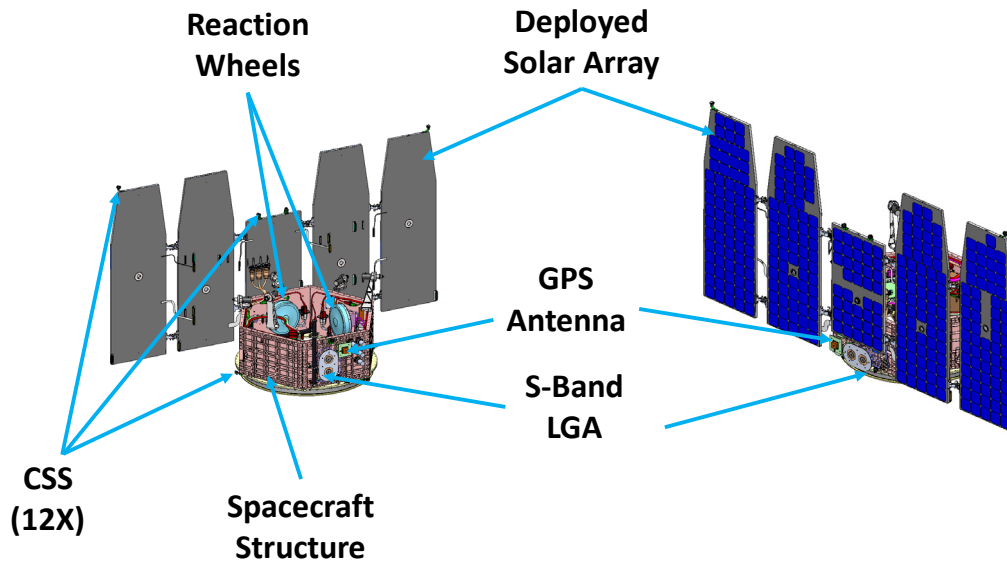


Figure 8. IXPE Spacecraft Overview. Several Spacecraft Elements Mounted On The Deployed Payload Assembly.

Table 2 IXPE Spacecraft Capabilities.

Parameter	Performance
Orbit Altitude	570 km
Orbit Inclination	~0°
Launch and Commissioning	1 month – umbilical sep to entry into science ops
Orbit Inclination	0°
Launch Mass	~335 kg
Orbit Ave Power (OAP)	306 W (EOL)
Launch Vehicle	Falcon 9
SV Lifetime	2 years, no life-limiting consumables
Stabilization Method	3-axis
Pointing Modes	Acquire Sun (Safe Mode), Point (Operations Mode)
Attitude Control	40 arcsec (3 σ); x- & y-axis, Point State
Bus Voltage	30 V \pm 4 V
Communication Freq.	S-Band / NEN Compatible
Command Rate	2 kbps uplink
Telemetry Rate	2 Mbps downlink
On-Board Data Storage	6 GBytes
Payload Mass	170 kg (total)
Payload Data Handling	Up to 2.0 Mbps from DSU
Payload CMD & Data I/F	RS-422, discrete I/O, analog

GPIM Space Vehicle was completed in February 2016, was in storage for >3 years and launched in June 2019 as an auxiliary Payload (ESPA-class) on the STP-2 mission using a Space X Falcon Heavy launch vehicle.

IXPE is the fourth build of a BCP-small spacecraft. IXPE is leveraging the flexibility of the BCP-small architecture to accommodate the IXPE science payload. The spacecraft is re-

configured to support the IXPE payload mounted on the spacecraft top deck. It uses a hexagonal spacecraft structure to provide direct launch load paths to the launch attach fitting and provide surface area for spacecraft and payload components. The stowed solar array wraps around the spacecraft body enveloping the payload during launch and prior to deployment (Figure 5). Table 2 highlights the capabilities of the IXPE spacecraft. Figure 8 shows the spacecraft layout.

The IXPE spacecraft subsystems consist of command and data handling (C&DH), flight software (FSW), telecommunications, mechanical/structural, mechanisms, thermal control, attitude determination and control (ADCS), electrical power and harnessing. The IXPE C&DH subsystem consists of the integrated avionics unit and provides all C&DH functionality including FSW hosting, uplink/downlink data handling, data storage, payload interfaces, and all electrical interfaces. IXPE’s telecom subsystem is built around a simple, direct-to-ground S-band architecture using omni-directional antennas, also capable of providing a downlink through TDRSS for critical events monitoring. The power system maintains positive power balance for all mission modes and orientations and is based on a simple, direct energy transfer architecture. The battery clamps the operating voltage. The thermal control system employs well characterized passive and active-heater thermal control to maintain all Observatory components within allowable temperatures. The spacecraft hexagonal structure is built up from machined aluminum plates and closed out with a honeycomb aluminum top deck. Spacecraft and payload components are mounted on the internal surfaces of the spacecraft side walls and both sides of the top deck.

Pointing Control—The mission design follows a simple observing paradigm: pointed viewing of known X-ray sources over multiple orbits until the observation is complete.

This means that the ADCS design enables the IXPE Observatory to remain pointed at the same science target for days at a time in the presence of various disturbances. [48-51] The ADCS provides a 3-axis stabilized platform controlled by reaction wheels and torque rods. Dithering capability was added and can be enabled to improve calibration of science target data. The primary attitude sensor is a star tracker with two Optical Heads (OH) and an Electronics Unit (EU). One OH is collocated and co-aligned with the MMAs on the MMSS; X-ray telescopes are co-aligned with this star tracker OH, all along the Observatory's +Z-axis. The second OH is mounted to the spacecraft, aligned with the Observatory's -Z-axis. This anti-boresighted OH configuration precludes simultaneous Earth obscuration. Coarse attitude determination is provided using 12 coarse sun sensors and a three-axis magnetometer. A GPS receiver with two antennas supports continuous GPS signal availability for ephemeris and precision timing data. Three mutually orthogonal reaction wheel assemblies (RWA) accommodate environmental disturbance torques and Observatory agility requirements. Angular momentum management employs three mutually orthogonal torque rods with magnetometer measurements to desaturate the reaction wheels. Torque rods are sized to counter the dominant gravity gradient torque.

Mechanical Interface—The IXPE Spacecraft supports a payload suite comprised of three X-ray telescopes and the supporting structure and components. Payload elements mount to the honeycomb aluminum panel spacecraft top deck. The payload envelope in the launch configuration on Falcon 9 is large, Figure 5. Once the spacecraft is on orbit and deploys the solar arrays, payload elements are deployed or articulated as necessary to perform the mission. All deployed payload elements remain above the spacecraft top deck. The payload is oriented towards the +Z Observatory axis and originating at the spacecraft top deck.

Power Interface—During normal mission operations, the spacecraft generates 306 W orbit average power (OAP); the payload uses ~100 W between the different payload elements including thermal control. The solar array worst case off-point is 25° [52]. The payload is provided with switched power feeds. Each power feed provides unregulated 30 ±4 Vdc from the spacecraft. In addition, the spacecraft provides over-current protection on each power line provided to the payload.

Thermal Interface—The spacecraft monitors and controls the temperature of selected spacecraft and payload element interfaces using temperature sensors and heaters mounted to the spacecraft top deck and distributed among the payload elements. The spacecraft top deck is maintained at a temperature of 20°C ±5°C supporting the DUs. The DUs are tied to a dedicated bottom facing radiator to reject waste heat. The MMAs are maintained to a fairly tight tolerance of 20°C ±4°C. FSW-controlled heaters maintain the MMAs, DUs, MMSS deck and spacecraft panels at stable temperatures throughout the orbit and seasonal changes to minimize distortions along the telescopes lines of sight. The

temperature measurements are provided to the ground as part of spacecraft state of health (SOH) data.

Data Interfaces—The spacecraft avionics provides the main data, command and power interfaces with the payload. All payload command, data collection, and data storage is through a payload interface card which resides within the avionics. The payload interface provides the payload with a set of data ports for commands, and collection of high rate, real-time and analog data.

Both the payload high rate and real-time data are time-stamped based on a 1-PPS signal from the GPS receiver and provide accurate time knowledge of the detected X-ray photons and corresponding ancillary data. The payload interface ingests payload high rate mission data, encapsulates this data in a Consultative Committee for Space Data Systems (CCSDS) compliant Channel Access Data Unit (CADU) format and stores the formatted CADU for subsequent transmission to the ground. All high rate data are transferred via a synchronous EIA compliant RS-422 link. The total high data rate available is 2 Mbps. The payload interface provides total mass memory storage of 6 GBytes of error detection and correction (EDAC)-validated memory space.

The payload interface provides for collection of payload real-time data via an EIA-422 UART payload data port. Payload real-time data are collected and interleaved into the real-time spacecraft downlink and are also stored in the avionics for retransmit.

7. AI&T AND ALIGNMENTS SUMMARY

Flight element integration and test (I&T) has started on the IXPE Project. All components for the spacecraft have been ordered with most delivered at this point. Flight builds for the payload components are underway. The flight boom/TTR is complete and delivered to Ball. All four flight DUs (including 1 spare) are complete while assembly of the flight MMAs is ongoing. **Figure 9** shows the top level I&T flow.

The instrument work is currently ongoing at INFN, INAF/IAPS and OHB-I in Italy. GSE/EGSE is complete. As DUs are completed they are calibrated. Calibration of the first 2 DUs is complete. The build of the flight DSU is now complete. The first completed DU is now at MSFC along with EGSE for use in detailed calibration testing with an MMA (telescope-level). End-to-end testing with the flight DSU and 3 flight DUs is ongoing.

The MMAs are being built by a dedicated team at MSFC. EM work has been completed and flight MMA assembly has started. The mirror shells are manufactured by MSFC while most of the other MMA components are fabricated under contract. GSE is complete. All flight mirror shells are complete and undergoing installation.

The MMAs and instrument are delivered to Ball for payload I&T. The instrument is installed on the spacecraft top deck

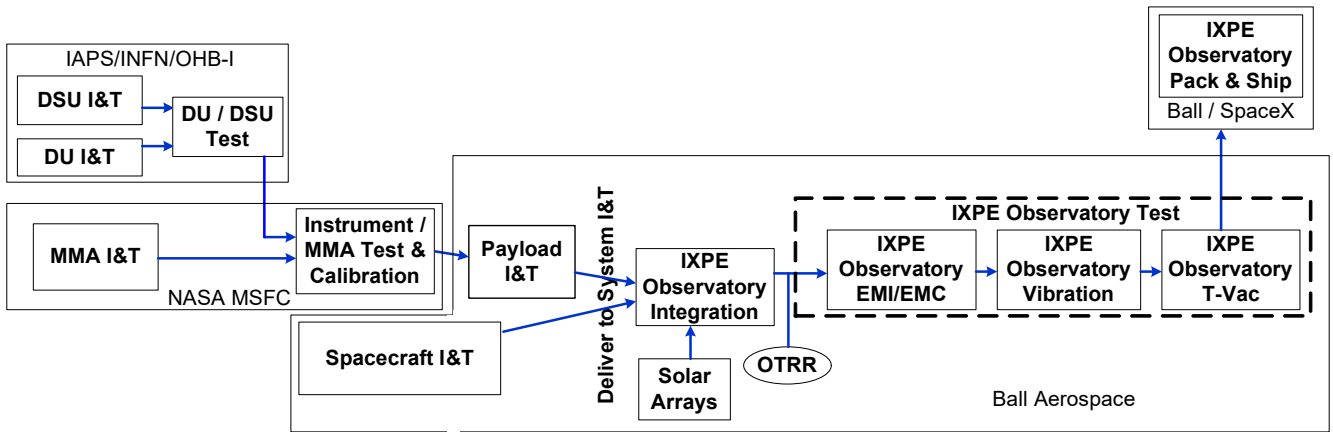


Figure 9. IXPE Observatory – IXPE Payload, Spacecraft and Observatory Integration and Test Flow

along with the boom/TTR. The MMAs are installed into the MMSS deck and aligned with the +Z star tracker. Alignments between the +Z star tracker, MMAs and DUs are critical to ensure accurate pointing and science data collection. The key is sizing the ‘triangle’ formed by the three MMAs with the ‘triangle’ formed by the DUs and then aligning the nodes. **Figure 10** summarizes the key elements for the alignment of the payload.

Spacecraft I&T runs in parallel to payload I&T and starts with harness, C&DH and battery installation. Flight software build number one is complete. Other subsystem elements are integrated as available.

The payload and spacecraft modules are brought together to form the IXPE Observatory. The Observatory undergoes environmental testing. The Observatory and GSE is then shipped to KSC for launch prep and launch.

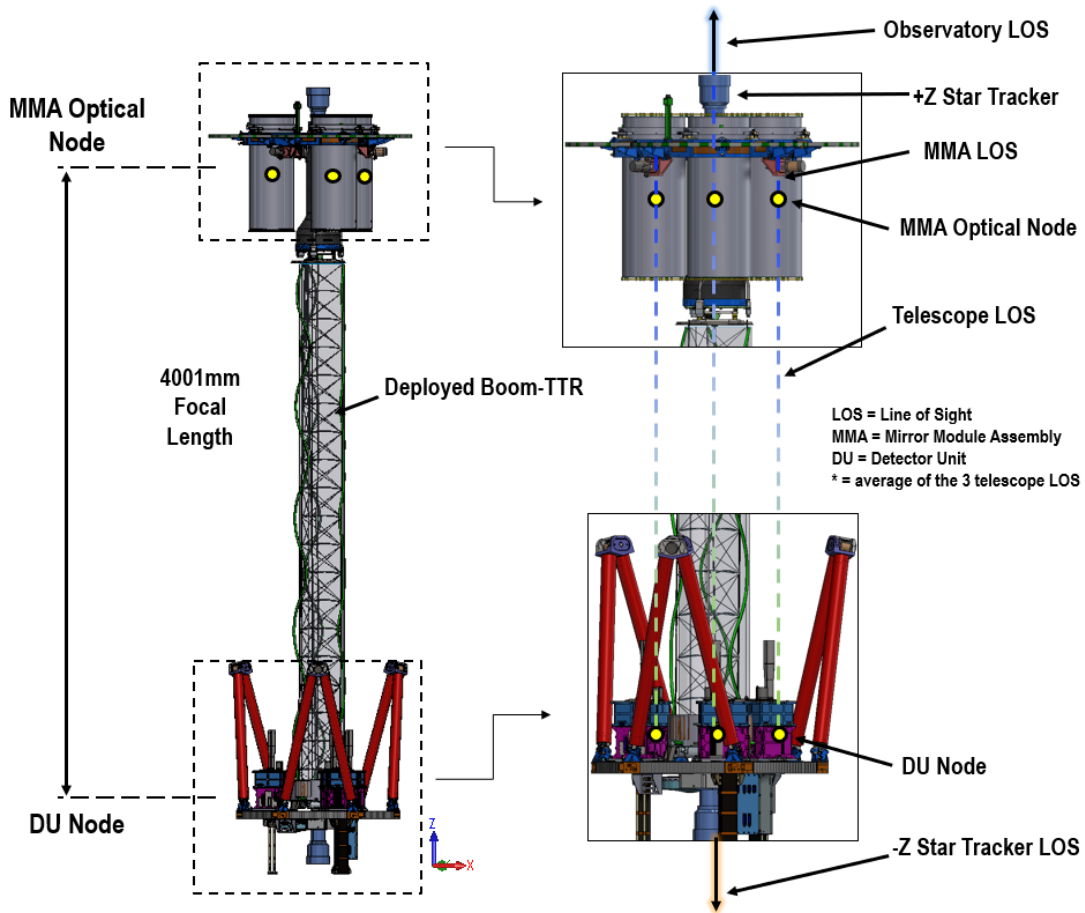


Figure 10. IXPE Payload Alignment Key Elements

8. PROJECT STATUS

The IXPE Project completed its Phase A activities in July 2016 with the submission of the Concept Study Report (CSR) to the NASA Explorers Program Office. NASA considered three SMEX mission concepts for flight and selected the IXPE Project as the winner in January 2017. The Project entered Phase B on February 1, 2017 and completed the systems requirements review (SRR) in September 2017.

Spacecraft's preliminary design review (PDR) occurred in March 2018 followed by Payload PDR in April 2018. In parallel, the Instrument PDR occurred in early March 2018 while the Instrument CDR occurred in May 2018, both convened by ASI. Mission PDR occurred in June 2018. IXPE is now firmly into Phase C activities with Ground System PDR completed in March 2019. All major procurements are in process; most hardware deliveries have been received. The Mission CDR was completed in June 2019 and the SpaceX Falcon 9 was selected as the launch vehicle in July 2019. Ground System CDR occurred successfully in November 2019. Focused V&V work is ongoing. [53] Spacecraft and Payload I&T will start in March 2020. Launch is planned in Spring 2021. Science operations are scheduled to last at least 2 years.

9. SUMMARY

IXPE brings together an international collaboration to fly a dedicated X-ray polarimetry mission featuring 3 X-ray polarimeter telescopes on a NASA Small Explorer. IXPE will conduct X-ray polarimetry for several categories of cosmic X-ray sources from neutron stars and stellar-mass black holes, to supernova remnants, to active galactic nuclei that are likely to emit polarized X-rays. This paper summarized the IXPE mission science objectives and Observatory implementation along with Spacecraft and Payload. The Project kicked off in February 2017. The Project is in Phase C with all major flight elements being built. Spacecraft and Payload integration is expected to start in March 2020. Launch is foreseen in Spring 2021. IXPE will conduct world-class science using a small satellite platform starting in 2021.

ACKNOWLEDGEMENTS

The Ball Aerospace IXPE Project Team would like to thank NASA Marshall Space Flight Center for their support of this work under contract number NNM15AA18C. We are grateful for the support.

The IXPE Instrument Project Team would like to thank ASI for the support of this work under the agreement number 2017-12-H.0.

The work described here results from the combined efforts of teams at NASA MSFC, Ball Aerospace, ASI, INFN, IAPS/INAF, OHB-I, CU/LASP, Stanford University, MIT, McGill University, and Roma Tre University.

REFERENCES

- [1]. Martin C. Weisskopf, Brian Ramsey, Stephen O'Dell, Allyn Tennant, Ronald Elsner, Paolo Soffita, Ronaldo Bellazzini, Enrico Costa, Jeffery Kolodziejczak, Victoria Kaspi, Fabio Muleri, Herman Marshall, Giorgio Matt, Roger Romani, "The Imaging X-ray Polarimetry Explorer (IXPE)," Proc. SPIE Vol. 9905, Space Telescopes and Instrumentation 2016: Ultraviolet to Gamma Ray, 990517 (11 July 2016).
- [2] Martin C. Weisskopf, Brian Ramsey, Stephen O'Dell, Allyn Tennant, Ronald Elsner, Paolo Soffita, Ronaldo Bellazzini, Enrico Costa, Jeffery Kolodziejczak, Victoria Kaspi, Fabio Muleri, Herman Marshall, Giorgio Matt, Roger Romani, "The Imaging X-ray Polarimetry Explorer (IXPE)," Results in Physics, Elsevier, Vol. 6, 31 Oct 2016, pp. 1179-1180.
- [3] Paolo Soffita, "IXPE the Imaging X-ray Polarimetry Explorer," Published in SPIE Proceedings Volume 10397: UV, X-Ray, and Gamma-Ray Space Instrumentation for Astronomy XX, September 2017.
- [4] Martin C. Weisskopf, for IXPE Team, "The Imaging X-ray Polarimetry Explorer (IXPE) – An Overview," NASA SMD, Astrophysics Subcommittee, October 23, 2015.
- [5] Brian Ramsey, M.C Weisskopf, R. Bellazzini, E. Costa, R. Elsner, V. Kaspi, H. Marshall, G. Matt, F. Muleri, G. Pavlov, S. O'Dell, G. Pavlov, R. Romani, P. Soffita, A. Tennant, N. Bucciantini, E. Churazov, M. Dovciak, R. Goosman, V. Karas, D. Lai, F. Marin, P-O. Petrucci, J. Poutanen, M. Salvati, L. Stella, R. Sunyaev, R. Turolla, K. Wu and S. Zane, "IXPE: The Imaging X-ray Polarimetry Explorer Implementing a Dedicated Polarimetry Mission," Science Research Office (SRO), 2014.
- [6] M.C Weisskopf, R. Bellazzini, E. Costa, Brian Ramsey, S. O'Dell, A. Tennant, R. Elsner, G. Pavlov, G. Matt, H. Marshall, V. Kaspi, R. Romani, P. Soffita, F. Muleri, "IXPE: The Imaging X-ray Polarimeter Explorer Expanding Our View of the Universe," SRO, AAS, 2014 HEAD, 116-15
- [7] Stephen L. O'Dell, Primo Attinà, Luca Baldini, Mattia Barbanera, Wayne H. Baumgartner, Ronaldo Bellazzini, Jeff Bladt, Stephen D. Bongiorno, Alessandro Brez, Elisabetta Cavazzuti, Saverio Citraro, Enrico Costa, William D. Deininger, Ettore Del Monte, Kurtis L. Dietz, Niccolò Di Lalla, Immacolata Donnarumma, Ronald F. Elsner, Sergio Fabiani, Riccardo Ferrazzoli, Larry Guy, William Kalinowski, Victoria M. Kaspi, Anthony R. Kelley, Jeffrey J. Kolodziejczak, Luca Latronico, Carlo Lefevre, Leonardo Lucchesi, Alberto Manfreda, Herman L. Marshall, James Masciarelli, Giorgio Matt, Massimo Minuti, Fabio Muleri, Hikmat Nasimi, Alessio Nuti, Leonardo Orsini, Darren Osborne, Matteo Perri, Melissa Pesce-Rollins, Colin Peterson, Michele Pinchera,

- Simonetta Puccetti, Brian D. Ramsey, Ajay Ratheesh, Roger W. Romani, Francesco Santoli, Andrea Sciortino, Carmelo Sgrò, Brian T. Smith, Gloria Spandre, Paolo Soffitta, Allyn F. Tennant, Antonino Tobia, Alessio Trois, Jeffrey Wedmore, Martin C. Weisskopf, Fei Xie, Francesco Zanetti, Cheryl Alexander, D. Zachery Allen, Fabrizio Amici, Spencer Antoniak, Raffaella Bonino, Fabio Borotto, Shawn Breeding, Daniele Brienza, H. Kyle Bygott, Ciro Caporale, Claudia Cardelli, Marco Ceccanti, Mauro Centrone, Giuseppe Di Persio, Yuri Evangelista, MacKenzie Ferrie, Joseph Footdale, Brent Forsyth, Michelle Foster, Shuichi Gunji, Eli Gurnee, Grant Hibbard, Sandra Johnson, Eric Kelly, Kiranmayee Kilaru, Fabio La Monaca, Shelley Le Roy, Pasqualino Loffredo, Guido Magazzu, Marco Marengo, Alessandra Marrocchesi, Francesco Massaro, Jeffery McCracken, Michael McEachen, Paolo Mereu, Scott Mitchell, Ikuyuki Mitsuishi, Alfredo Morbidini, Federico Mosti, Michela Negro, Chiara Oppedisano, Richard Pacheco, Alessandro Paggi, Steven D. Pavelitz, Christina Pentz, Raffaele Piazzola, Brad Porter, Alessandro Profeti, Jaganathan Ranganathan, John Rankin, Noah Root, Alda Rubini, Stephanie Ruswick, Javier Sanchez, Emanuele Scalise, Sarah Schindhelm, Chet O. Speegle, Toru Tamagawa, Marcello Tardiola, Amy L. Walden, Bruce Weddendorf, David Welch “The Imaging X-ray Polarimetry Explorer (IXPE): technical overview II,” SPIE UV, X-Ray, and Gamma-Ray Space Instrumentation for Astronomy XXI, Symposium: OP19; SPIE Optical Engineering + Applications; Paper 11118-30, San Diego, CA, USA, August 2019..
- [8] W. D. Deininger, R. Dissly, J. Domber, J. Bladt, J. Jonaitis, A. Kelley, R. Baggett, B. D. Ramsey, S. L. O’Dell, M. C. Weisskopf and P. Soffitta, “Small Satellite Platform Imaging X-Ray Polarimetry Explorer (IXPE) Mission Concept and Implementation,” SSC17-III-08, 31st Annual AIAA/USU Conference on Small Satellites – Small Satellites – Big Data, Logan, UT, USA, August 2017.
- [9] William D Deininger, William Kalinowski, Zach Allen, Jeff Bladt, Mary Boysen, Kyle Bygott, Jennifer Erickson, John Ferguson, Larry Guy, Sandra Johnson, Huong Phan, Brian Smith, Jeffrey Wedmore, Janice Houston, Anthony Kelley and Brian Ramsey, “Imaging X-Ray Polarimetry Explorer Mission: Spacecraft Implementation Concept,” AIAA-2017-5314, 2017 AIAA SPACE and Astronautics Forum and Exposition, SATS-04, Small Satellites IV, September 2017.
- [10] William D Deininger, William Kalinowski, Colin Peterson, Jeff Bladt, Brian Smith, H. Kyle Bygott, Larry Guy, Sandy Johnson, Zach Allen, Scott Mitchell, Darren Osborne, Allyn Tennant, Brian D. Ramsey, Janice Houston, Ettore Del Monte, Alessio Trois, “Observatory Design for the Imaging X-Ray Polarimetry Explorer (IXPE) Mission,” Paper 2.0206, 2018 IEEE Aerospace Conference, Big Sky, MT, USA, March 2018.
- [11] William D. Deininger, William Kalinowski, Richard Dissly, Dave Back, Janice Houston, Anthony Kelley, Steven Pavelitz, Randy Baggett, Brian D. Ramsey, Martin Weisskopf, Steve L. O’Dell, Paolo Soffitta, Ettore Del Monte, Primo Attina, Luca Latronico, Luca Baldini, “Advanced Design for the Imaging X-ray Polarimeter Explorer (IXPE) Mission,” 34th Space Symposium, Technical Track, Colorado Springs, CO, USA, April 16, 2018.
- [12] William D. Deininger, William Kalinowski, James Masciarelli, Jeff Bladt, Jeff Wedmore, Eric Kelly, Larry Guy, Jennifer Erickson, Noah Root, Brian D. Ramsey, Michele Foster, Janice Houston, Francesco San-toli, Ettore Del Monte, Michele Pinchera, Alessio Trois, “IXPE Mission System Concept and Development Status,” Paper 2.0105-2409, 2019 IEEE Aerospace Conference, Big Sky, MT, USA, 2-9 March 2019.
- [13] William Deininger, Jim Masciarelli, William Kalinowski, Colin Peterson, Brian Smith, MacKenzie Ferrie, Dave Back, Janice Houston, Anthony Kelley, Brian Ramsey, Steve O’Dell, Martin Weisskopf, Steven Pavelitz, Randy Baggett, Ettore Del Monte, Luca Latronico, Luca Baldini, Paolo Soffitta, Primo Attina; “Imaging X-Ray Polarimetry Explorer (IXPE) Mission Implementation and Development Progress,” 70th International Astronautical Congress, Paper IAC-19.B4.2.3; Washington DC, USA; October 2019.
- [14] C. Atkins, B. Ramsey, K. Kilaru, M. Gubarev, S. O’Dell, R. Elsner, D. Swartz, J. Gaskin, M. Weisskopf, “X-ray optic developments at NASA’s MSFC,” Published in SPIE Proceedings Volume 8777: Damage to VUV, EUV, and X-ray Optics IV; and EUV and X-ray Optics: Synergy between Laboratory and Space III, May 2013.
- [15] Mikhail V. Gubarev, Brian D. Ramsey, Ron Elsner, Stephen L. O’Dell, Jeffery J. Kolodziejczak, Jeff McCracken, Slava Zavlin, Doug Swartz, Kiran Kilaru, Carolyn Atkins, Mikhail Pavlinsky, Alexey Tkachenko and Igor Lapshov, “ART-XC/SRG: Status of the X-ray Optics Development,” Published in SPIE Proceedings Volume 9144: Space Telescopes and Instrumentation 2014.
- [16] Sam Krucker, Steven Christe, Lindsay Glesener, Brian Ramsey, Tad Takahashi, Shin Watanabe, Saito Hiroyosu, Takaaki Tanaka, Paul Turin, Stephen McBride, David Glaser, Stephen White, Bob Lin, “First Images from the Focusing Optics X-ray Solar Imager,” Ap. J. Letters, Vol. 793, Issue 2, L32, 2014.
- [17] Stephen L. O’Dell, Carolyn Atkins, David M. Broadway, Ronald F. Elsner, Jessica A. Gaskin, Mikhail V. Gubarev, Kiranmayee Kilaru, Jeffery J. Kolodziejczak, Brian D. Ramsey, Jacqueline M. Roche, Douglas A. Swartz, Allyn F. Tennant, Martin C. Weisskopf, and Vyacheslav E. Zavlin, “X-ray optics at NASA Marshall Space Flight

- Center,” NASA Marshall Space Flight Center, SPIE Proceedings Volume 9510: *EUV and X-ray Optics: Synergy between Laboratory and Space IV*, June 2015.
- [18] Brian Ramsey, Carolyn Atkins, Kiran Kilaru and Stephen O’Dell, “Optics Requirements for X-ray Astronomy and Developments at the Marshall Space Flight Center,” *Nuclear Instruments in Physics Research A*, Vol 710, P.143, 2013.
- [19] Jacqueline M. Roche, Mikhail V. Gubarev, W. S. Smith, Stephen L. O’Dell, Jeffery J. Kolodziejczak, Martin C. Weisskopf, Brian D. Ramsey, Ronald F. Elsner, “Mounting for fabrication, metrology, and assembly of full-shell grazing-incidence optics,” Published in SPIE Proceedings Volume 9144: *Space Telescopes and Instrumentation 2014: Ultraviolet to Gamma Ray*, August 2014.
- [20] Jeffery J. Kolodziejczak, NASA Marshall Space Flight Ctr. (United States); Carolyn Atkins, The Univ. of Alabama in Huntsville (United States); Jacqueline M. Roche, Stephen L. O’Dell, Brian D. Ramsey, Ronald F. Elsner, Martin C. Weisskopf, Mikhail V. Gubarev, “Active figure control effects on mounting strategy for x-ray optics,” Published in SPIE Proceedings Volume 9208: *Adaptive X-Ray Optics III*, October 2014
- [21] Jacqueline M. Roche, Ronald F. Elsner, Brian D. Ramsey, Stephen L. O’Dell, Jeffrey J. Kolodziejczak, Martin C. Weisskopf, Mikhail V. Gubarev, “Active full-shell grazing-incidence optics,” Published in SPIE Proceedings Volume 9965: *Adaptive X-Ray Optics IV*, January 2017.
- [22] Costa et al., *Nature* 411 2001, Bellazzini et al., *NIM* 566 2006, Bellazzini et al., *NIM* 579 2007
- [23] Sergio Fabiani, Enrico Costa, Ronaldo Bellazzini, Alessandro Brez, Sergio Di Cosimo, Francesco Lazzarotto, Fabio Muleri, Alda Rubini, Paolo Soffitta, and Gloria Spandre, “The Gas Pixel Detector as a Solar X-Ray Polarimeter and Imager,” Elsevier, 29 November 2011.
- [24] Paolo Soffitta, Riccardo Campana, Enrico Costa, Sergio Fabiani, Fabio Muleri, Alda Rubini, Ronaldo Bellazzini, Alessandro Brez, Massimo Minuti, Michele Pinchera, Gloria Spandre, “The background of the gas pixel detector and its impact on imaging X-ray polarimetry,” Published in SPIE Proceedings Volume 8443: *Space Telescopes and Instrumentation 2012: Ultraviolet to Gamma Ray*, September 2012.
- [25] Paolo Soffitta, Enrico Costa, Ettore Del Monte, Sergio Fabiani, Fabio Muleri, Alda Rubini, Daniele Spiga, Gianpiero Tagliaferri, Giovanni Pareschi, Stefano Basso, Oberto Citterio, Ronaldo Bellazzini, Alessandro Brez, Luca de Ruvo, Massimo Minuti, Michele Pinchera, Carmelo Sgrò, Gloria Spandre, Vadim Burwitz, Wolfgang Burkert, Benedikt Menz, Gisela Hartner, “The gas pixel detector at the focus of an x-ray optics,” Published in SPIE Proceedings Volume 8859: *UV, X-Ray, and Gamma-Ray Space Instrumentation for Astronomy XVIII*, October 2013.
- [26] Fabio Muleri, Paolo Soffitta, Luca Baldini, Ronaldo Bellazzini, Alessandro Brez, Enrico Costa, Niccolò Di Lalla, Ettore Del Monte, Yuri Evangelista, Luca Latronico, Alberto Manfreda, Massimo Minuti, Melissa Pesce-Rollins, Michele Pinchera, Alda Rubini, Carmelo Sgrò, Francesca Spada, Gloria Spandre, “Performance of the Gas Pixel Detector: an x-ray imaging polarimeter for upcoming missions of astrophysics,” Published in SPIE Proceedings Volume 9905: *Space Telescopes and Instrumentation 2016: Ultraviolet to Gamma Ray*, September 2016.
- [27] Carmelo Sgrò, “The gas pixel detector on board the IXPE mission,” Published in SPIE Proceedings Volume 10397: *UV, X-Ray, and Gamma-Ray Space Instrumentation for Astronomy XX*, September 2017.
- [28] Paolo Soffitta, “IXPE the Imaging X-ray Polarimetry Explorer,” *Proc. SPIE* 10397, *UV, X-Ray, and Gamma-Ray Space Instrumentation for Astronomy XX*, 103970I (29 August 2017);
- [29] D. Koch, W. Borucki, E. Dunham, J. Geary, R. Gilliland, J. Jenkins, D. Latham, E. Bachtell, D. Berry, W. Deinger, R. Duren, T. N. Gautier, L. Gillis, D. Mayer, C. Miller, D. Shafer. C. Sobeck, C. Stewart, and M. Weiss, “Overview and Status of the Kepler Mission,” *Optical, Infrared, and Millimeter Space Telescopes*, SPIE Conference 5487, Glasgow, Scotland, June 2004.
- [30] D. Koch, W. Borucki, D. Mayer, D. Caldwell, J. Jenkins, E. Dunham, J. Geary, E. Bachtell, W. Deinger, R. Philbrick, D. Shafer. C. Stewart, R. Duren, and N. Gautier, “The Kepler Mission: A search for terrestrial planets – development status,” IAC-03-Q.1.01, 54th International Astronautical Congress, Bremen, Germany, October 2003.
- [31] Michael R. Haas, Natalie M. Batalha, Steve T. Bryson, Douglas A. Caldwell, Jessie L. Dotson, Jennifer Hall, Jon M. Jenkins, Todd C. Klaus, David G. Koch, Jeffrey Kolodziejczak, Chris Middour, Marcie Smith, Charles K. Sobeck, Jeremy Stober, Richard S. Thompson, and Jeffrey E. Van Cleve, “Kepler Science Operations,” *The Astrophysical Journal Letters*, Volume 713, Issue 2, pp. L115-L119 (2010).
- [32] NASA 2010 Science Plan; Science Mission Directorate (SMD), July 2010. (https://www.nasa.gov/pdf/533366main_NASAFY12_Performance_Plan-508.pdf)
- [33] C. Kouveliotou, E. Agol, N. Batalha, J. Bean, M. Bentz, N. Cornish, A. Dressler, E. Figueroa-Feliciano, S. Gaudi, O. Guyon, D. Hartmann, J. Kalirai, M. Niemann, F. Ozel, C. Reynolds, A. Roberge, K. Sheth. A. Straughn, D. Weinberg, J. Zmuidzinas, “Enduring Quests-Daring Visions (NASA Astrophysics in the Next Three Decades),” arXiv:1401.3741 [astro-ph.IM],

<https://science.nasa.gov/science-committee/subcommittees/nac-astrophysics-subcommittee/astrophysics-roadmap>

- [34] Coilable Boom Systems- Northrop Grumman Corporation,
https://www.northropgrumman.com/Capabilities/.../Coilable_Boom_Systems.pdf, March 2010.
- [35] C. Badgett, M. Marlow, H. Walden, and M. Pierce “Department of Defense (DoD) Space Test Program (STP) Payload Design Criteria for the STP Standard Interface Vehicle (SIV),” SSC07-IV-5, 21st Annual AIAA/USU Conference on Small Satellites, USA, 2007.
- [36] C. Badgett, M. Marlow, H. Walden, and M. Pierce, “Payload Design Criteria for the DoD Space Test Program Standard Interface Vehicle,” AIAA-RS6-2008-5006; 6th Responsive Space Conference, Los Angeles, CA, USA, April 28-May 1, 2008.
- [37] C. Badgett, N. Merski, M. Hurley, P. Jaffe, H. Walden, A. Lopez, M. Pierce, and D. Kaufman, “STP-SIV and ORS ISET Spacecraft-to-Payload Interface Standards,” IEEEAC Paper #1691, Ver. 1, IEEE Aerospace Conference, Big Sky, MT, USA, 2009.
- [38] N. Merski, K. Reese, M. Pierce, and D. Kaufman, “Space Test Program Standard Interface Vehicle Lessons Learned: An Interim Assessment of Government and Contractor Progress Towards Development of a Standard, Affordable ESPA-Class Spacecraft Product Line,” IEEEAC Paper #1230, Ver. 4, IEEE Aerospace Conference, Big Sky, MT, USA 2010.
- [39] M. Marlow, “Space Test Program Standard Interface Vehicle Lessons Learned (STP-SIV),” Common Instrument Interface Workshop, 21 April 2011.
- [40] D. A. Kaufman, M. Pierce, M. Katz, and K. Reese, “STP-SIV: Real World Responsiveness of Spacecraft Interface Standardization,” AIAA-RS-2011-1003, AIAA Reinventing Space Conference, 2011.
- [41] M. Pierce, D. Kaufman, D. Acton, and K. Reese, “STP-SIV: Lessons Learned Through the First Two Standard Interface Vehicles,” IEEE 2012 Aerospace Conference, Big Sky, MT, USA, March 2012.
- [42] K. Reese, D. Acton, V. Moler, B. Landin, and J. Deppen, “Rapid Accommodation of Payloads on the Standard Interface Vehicle through Use of a Standard Payload Interface,” 2.0204, IEEE Aerospace Conference, Big Sky, MT, USA, 2013.
- [43] C. H. McLean, M. Hale, W. D. Deininger, R. Spores, D. T. Frate, W. P. Johnson, J. A. Sheehy, “Green Propellant Infusion Mission Program Overview,” Session LP-10, 49th AIAA/ASME/SAE/ASEE Joint Propulsion Conference & Exhibit, San Jose, CA, USA, 15-17 July 2013.
- [44] W. D. Deininger, J. Atteberry, H. K. Bygott, C. P. Gilmore, B. Marotta, C. H. McLean, V. D. Moler, R. Osborne, M. Riesco, A. Sexton, R. Shields, and C. M. Zeller, “Implementation of the Green Propellant Infusion Mission (GPIM) on a Ball Aerospace BCP-100 Spacecraft Bus,” Session LP-10, 49th AIAA / ASME / SAE / ASEE Joint Propulsion Conference & Exhibit, San Jose, CA, USA, 15-17 July 2013.
- [45] W. D. Deininger, C. P. Gilmore, M. J. Hale, C. H. McLean, V. D. Moler, R. D. Osborne, B. S. Porter, A. E. Brown, M. S. Marlow, D. R. Rand, and P. K. Aggarwal, “Description of the Green Propellant Infusion Mission (GPIM) Mission System,” IEEE 2014 Aerospace Conference, Big Sky, MT, USA, 1-8 March 2014.
- [46] C. H. McLean, W.D. Deininger, B.M. Marotta, R.A. Spores, R.B. Masse, T.A. Smith, M. C. Deans, J.T. Yim, G.J. Williams, J.W. Sampson, J. Martinez, E.H. Cardiff and C.E. Bacha, “Green Propellant Infusion Mission Program Overview, Status, and Flight Operations,” AIAA-2015-3751, AIAA Propulsion and Energy Forum, 51st AIAA/SAE/ASEE Joint Propulsion Conference, Orlando, FL, USA, 27-29 July 2015.
- [47] W.D. Deininger, B. Porter, A. Sexton, V. Moler, B. Marotta, R. Osborne, M. Riesco, R. Wendland, D. Acton, C. McLean, M. Tshudy, P. Aggarwal, “Incorporation of Secondary Payloads onto the Green Propellant Infusion Mission (GPIM),” Paper 2.0102, 2015 IEEE Aerospace Conference, Big Sky, MT, USA, March 2015.
- [48] Jeff Bladt, William D Deininger, William Kalinowski, Mary Boysen, Kyle Bygott, Larry Guy, Christina Pentz, Chris Seckar, John Valdez, Jeffrey Wedmore, Brian Ramsey, Stephen L. O’Dell, and Allyn Tennant, “IMAGING X-RAY POLARIMETRY EXPLORER MISSION ATTITUDE DETERMINATION AND CONTROL CONCEPT,” AAS 18-113, 2018 AAS GN&C Conference, Breckenridge, CO, USA, February 1 - 7, 2018
- [49] Jeff Bladt, William D Deininger, William Kalinowski, Sarah Schindhelm, Kyle Bygott, Larry Guy, Jim Masciarelli, Christina Pentz, Chris Seckar, Tim Read, Jeffrey Wedmore, Janice Houston, Brian Ramsey, Stephen L. O’Dell, and Allyn Tennant, “Imaging X-Ray Polarimetry Explorer Small Satellite and Payload Attitude Determination and Control,” AIAA-2018-5402, AIAA Space Forum 2018; Small Satellites: Small spacecraft missions, Orlando FL, USA, September 2018.
- [50] Jeff Bladt, Kyle Bygott, William D Deininger, Larry Guy, William Kalinowski, Jim Masciarelli, Scott Mitchell, Christina Pentz, Colin Peterson, Tim Read, Sarah Schindhelm, Chris Seckar, Brian Smith, Jeffrey Wedmore, Brian Ramsey, Stephen L. O’Dell, and Allyn Tennant, “Imaging X-Ray Polarimetry Explorer (IXPE) Small Satellite and Payload Attitude Determination and Control,”

AAS 19-047, 2019 AAS GN&C Conference, Breckenridge, CO, USA, 31 January – 6 February 2019.

[51] Cody Allard, Jeff Bladt, Ian Gravseth, “Imaging X-Ray Polarimetry Explorer Deployment Dynamics Simulation Supporting Concept of Operations Development,” AAS 19-117, 2019 AAS GN&C Conference, Breckenridge, CO, USA, 31 January – 6 February 2019.

[52] William Kalinowski, Tony Ly, William Deininger, Scott Mitchell, Allyn Tennant, Brian Ramsey, Tim Read, Zach Allen and Jeff Bladt, “IXPE Observatory Integrated Thermal, Power, and Attitude Mission Design Analysis,” Paper 2.01.2450, 2019 IEEE Aerospace Conference, Big Sky, MT, USA, 2-9 March 2019.

[53] William D Deininger, Jennifer, Erickson, Michele Foster, Janice Houston, Brian Smith, Bill Kalinowski, James Masciarelli, Zach Allen, Francesco Santoli and Ettore Del Monte, “IXPE Observatory Verification and Validation Approach and Threads Tool,” Paper 13.07-2410, 2019 IEEE Aerospace Conference, Big Sky, MT, USA, 2-9 March 2019.

BIOGRAPHY



William Deininger is a Senior Staff Consultant in Mission Systems Engineering at Ball Aerospace. Dr. Deininger currently is the Ball Chief Systems Engineer (CSE) on the NASA IXPE Project. Previously, he was the Project Systems Engineer (PSE) on the Green Propellant Infusion

Mission. Prior work has included functional management for the Mission Systems Engineering group and Kepler Flight Segment Manager. Prior to joining Ball, Dr. Deininger worked at FiatAvio-BPD in Italy for 9 years; as a Member of the Technical Staff at JPL for 8 years, and at Argonne National Laboratory for 1½ years. He is an Associate Fellow of AIAA, Senior Member of IEEE and was awarded 2017 Engineer of the Year by the Rocky Mountain Section of the AIAA. He received a Dottorato di Ricerca (Ph.D.) in Aerospace Engineering from Università degli Studi di Pisa in Italy, an M.S. in Plasma Physics from Colorado State University, and a B.S. in Physics from the State University of New York at Cortland.



Bill Kalinowski is a Principal Systems Engineer for Ball Aerospace. Mr. Kalinowski currently is the Ball Spacecraft Systems Engineer and spacecraft CAM on the NASA IXPE Project. He was the C&DH Lead on the Green Propellant Infusion Mission and worked in C&DH roles on JPSS-1, WorldView-3, and other missions. Before coming to Ball Aerospace, Mr. Kalinowski worked on the Orion MPCV avionics and thermal protection systems as a test and systems engineer with Stellar Solutions. Mr. Kalinowski has performed various other systems engineering and electrical design roles on the Deep Underground Science and Engineering Laboratory (DUSEL), multiple biological experiments flown aboard ISS and STS, general aviation products, and multiple commercial and government satellite systems. Mr. Kalinowski holds B.S. and M.S. degrees in Aerospace Engineering, as well as an M.E. degree in Engineering Management, all from the University of Colorado at Boulder.



James Masciarelli is a Staff Consultant in systems engineering for Ball Aerospace, with 30 years of experience in developing payloads, spacecraft, GN&C systems, algorithms, and software for several missions, as well as work on numerous technology development efforts. Mr. Masciarelli is the payload systems lead on the IXPE Project. Prior to joining Ball, Jim worked as a GN&C engineer at NASA Johnson Space Center, and as a structural and dynamics analyst at the Boeing Company. He holds a B.S. in Aerospace Engineering from the University of Colorado Boulder, and an M.S. in Mechanical Engineering from the University of Houston. He is an Associate Fellow of AIAA and author or co-author on over 40 papers covering the subjects of space systems design, navigation sensors, aerocapture, planetary landing, and decelerator systems.



Stu Gray is a Staff Consultant in Systems Test at Ball Aerospace. He is the IXPE Observatory Integration and Test (I&T) Lead. Prior to IXPE, Mr. Gray was the JPSS I&T, spacecraft power subsys and launch campaign test engineer; NPP-Suomi I&T engineer and Kepler Flight Ops and I&T lead. Stu also worked on WorldView, Deep Impact and MRE. Prior to joining Ball, Mr. Gray spent 5

years at Lockheed Martin as a lead test engineer. He holds a B.S.E.E. from Oklahoma University.



Colin Peterson is a Principal Systems Engineer in Mission Operations at Ball Aerospace in Boulder, CO. He serves as the Mission Operations Manager (MOM) for the IXPE Project. He also served as the Deputy MOM for the NASA Kepler/K2 Mission at Ball Aerospace. Prior to that, Colin was a NASA civil servant at the Johnson Space Center (JSC) in Houston,

TX, where he had over 10 years of experience working as a flight controller for the International Space Station (ISS), logging hundreds of hours on-console supporting real-time ISS Expeditions and docked Shuttle/ISS Assembly missions. Additionally, Mr. Peterson was engaged in early phase systems engineering work at the NASA JPL on the Soil Moisture Active-Passive (SMAP) Earth orbiting spacecraft. Colin was also a Mission Sequence Analyst for the NASA Near-Earth Asteroid Rendezvous (NEAR) Shoemaker spacecraft, which orbited the asteroid 433 Eros in 2000. Colin earned a BSEE at Cornell University in Ithaca, NY in 1999. He will complete a MS in Systems Engineering at Johns Hopkins University in 2021.



Grant Hibbard is an Engineer 1 in Systems Engineering in the Missions and Systems Department at Ball Aerospace. He is the Requirements Manager and V&V Lead for IXPE. Mr. Hibbard has been with Ball for 3 ½ years in several departments. Prior to joining Ball, Mr. Hibbard was a Project Engineer Associate at General Dynamics Ordnance and Tactical Systems for 3 years.

He earned his B.S. in Aerospace Engineering from Iowa State University in 2013 and is currently completing his MSE in Systems Engineering from Johns Hopkins University.



Jeff Wedmore is a Principal Engineer in the Mechanical Engineering Department at Ball Aerospace. Mr. Wedmore is currently the mechanical design lead on the NASA IXPE Project. He has 13 years of mechanical design experience in the aerospace and defense industries and holds two patents for nanosatellite imaging systems. He earned a B.S. in Mechanical Engineering

from CalPoly, San Luis Obispo in 2007 and a M.S. in Mechanical Engineering from San Jose State University in 2009.

from CalPoly, San Luis Obispo in 2007 and a M.S. in Mechanical Engineering from San Jose State University in 2009.



Jeff Bladt is a Principal Engineer for Ball Aerospace in the Attitude Determination and Control Department within Systems Engineering. Mr. Bladt is currently NASA IXPE Project pointing control lead and spacecraft ADCS lead. Prior to IXPE, Mr. Bladt supported Civil

Space new business as the lead ADCS and pointing control system engineer across multiple proposals and studies.



Martin Weisskopf is the Principle Investigator (PI) for the IXPE Mission. Dr. Martin C. Weisskopf is also Project Scientist for NASA's Chandra X-ray Observatory and Chief Scientist for X-ray Astronomy at Marshall Space Flight Center (MSFC), where he began his NASA career in 1977. Weisskopf was previously an assistant professor at Columbia University and performed many pioneering experiments in X-ray astronomy---particularly in X-ray polarimetry. He earned a bachelor's degree in physics from Oberlin College and a doctorate in physics from Brandeis University. Weisskopf is author or co-author of over 350 publications---including refereed journal articles, book articles, monographs and papers in conference proceedings and has received numerous honors---including the Rossi Prize of the High Energy Astrophysics Division of the American Astronomical Society (shared with Dr. H. Tananbaum). He is a Fellow of both the SPIE and the American Physical Society



Brian Ramsey is the Deputy Principal Investigator for the IXPE Project. Dr. Ramsey is also the Payload Scientist and technical lead for the development of the X-ray mirror module assemblies. Dr. Ramsey has over 40 years experience in experimental astrophysics with over 200 publications and 5

patents. His early work focused on gas-filled and solid-state X-ray detectors while recent work has focused on development of X-ray optics using electroformed-nickel-replication techniques. He has held the role of Institutional PI, Deputy PI or PI for various X-ray detector and X-ray optics projects including FOXSI, ART-XC and the HERO balloon Program. Dr. Ramsey received the NASA Exceptional Technology Achievement Medal (for X-ray optics and detectors) in 2012. He

received a PhD in astrophysics and MS in physics from the University of Birmingham, UK. He holds a BS in physics from Brunel University, London, UK.



Steve O'Dell is the IXPE Chief Scientist at MSFC. Dr. Stephen L. O'Dell is an Astrophysicist at NASA's Marshall Space Flight Center (MSFC), where he serves as Deputy Project Scientist for the Chandra X-ray Observatory and as Project Scientist for the Imaging X-ray Polarimetry Explorer (IXPE). Prior to arriving at MSFC, Dr. O'Dell

was a Research Physicist at the University of California in San Diego (UCSD), a Scientist at Universitäts Sternwarte Göttingen, and a Physics Professor at Virginia Tech. He earned baccalaureate and doctoral degrees in Physics from the Massachusetts Institute of Technology (MIT). His principal interests are theoretical astrophysics and x-ray optics and instrumentation.

Allyn Tennant is the IXPE Science Operations Center (SOC) Lead at Marshall Space Flight Center. He received his BS in Physics from the University of Texas, Austin and PhD from University of Maryland, College Park. Since 1988 he has worked at MSFC as operations scientist for AXAF (renamed to Chandra). He has been involved in the analysis of data from a variety of missions including HEAO-1, EXOSAT, RXTE, Rosat, Chandra, ART-XC and the HERO balloon program.



Rondal Mize is the IXPE Project System (PSE) and Chief Engineer (CE) at MSFC. He received his BS in Agricultural Engineering from Auburn University in 1986. During his 32 year career at NASA he has worked as mechanical design and integration engineer supporting various science payloads for the

International Space Station. He also served as the Lead Systems Engineer and later the Chief Engineer for the Water Processing Assembly and Urine Processing Assembly for the ISS. He has served as the Chief Engineer for the Iodine Satellite CubeSat project and for the Mars Assent Vehicle...



Michele Foster is a Senior Systems Engineer at NASA Marshall Space Flight Center. Ms. Foster currently works on the NASA IXPE Project and the Mars Ascent Vehicle (MAV). She received a B.S. from the University of Central Florida in 1994 and a M.S. from the Florida Institute Of Technology in Melbourne, FL in 1997. During her 27-year career at NASA in project management and systems engineering, she

has worked at Marshall Space Flight Center, Kennedy Space Center, and Headquarters in Washington, D.C. Her efforts have resulted in spaceflight hardware on the International Space Station and multiple CubeSats including most recently: Life Sciences Glovebox, Fast Neutron Spectrometer, Ring Sheared Drop, Iodine Satellite, and NeaScout.



Paolo Soffitta is the IXPE Italian Principal Investigator for the Instrument at INAF/IAPS in Rome Italy. He was detector scientist for the Stellar X-ray Polarimeter instrument and subsequently participated in the design and the developing of the

Gas Pixel Detector for photoelectric polarimetry. He was also scientist of Wide Field Camera for GRBs studies on board Beppo/SAX. He helped in the design and the developing of SuperAGILE (the X-ray monitor of AGILE Gamma ray satellite) scientist. He got his PhD in Astronomy in 1997 and the Laurea degree in physics in 1990 at 'La Sapienza' in Rome. He is first author/coauthor of more than 140 refereed paper.



Fabio Muleri is the IXPE Italian Project Scientist for the Instrument at INAF/IAPS in Rome, Italy – he is also responsible for the IXPE Instrument Calibration. Dr. Muleri has worked on the development of the Gas Pixel Detector (GPD) since 2004. He

designed, built and routinely operates an X-ray calibration facility at INAF-IAPS to produce polarized and unpolarized beams, with an accurate knowledge of the spot size and position. This facility has been exploited to characterize the response of the GPD to polarized and unpolarized radiation and upgraded to calibrate IXPE DUs. Dr. Muleri directly participated to the design of a number of missions which included X-ray polarimeters in the payload, as well as the definition of their scientific perspectives.



Francesco Santoli is the I2T IXPE Instrument Lead System Engineer. He has 20 years of experience in aeronautics and aerospace. Since 2003 he is a member of the Experimental Gravitation Group of the Istituto di Astrofisica e Planetologia Spaziali (IAPS) of the Istituto Nazionale di AstroFisica (INAF) in Rome (Italy). In the past 15 years he was involved in the development of the accelerometer ISA, a scientific payload of BepiColombo ESA's mission to Mercury, and currently he is deputy PI and coordinator of ISA scientific team. He contributes to the development of the accelerometer HAA for the ESA Juice mission, and to other research projects in experimental gravitation. He holds a Master's Degree and a Ph.D. in Aerospace Engineering.



Ettore Del Monte is the I2T Instrument Project Office Manager, member of the IXPE Risk Management Board and member of the Project Systems Engineering Team. Dr. Del Monte received his Ph.D. in Astronomy in 2005 at the University of Roma "Tor

Vergata" (Italy). He worked in the development, qualification, integration and calibration of the SuperAGILE X-ray instrument on the AGILE satellite mission, launched in 2007. After AGILE, he worked on proposals for satellite-borne X-ray instrumentation – e.g. the Large Observatory For X-ray Timing (LOFT) and the X-ray Imaging Polarimetry Explorer (XIPE) for ESA. Between 2015 and 2017 he was the coordinator of the grant COMpton Polarimeter with Avalanche Silicon readout (COMPASS), given by the Istituto Nazionale di AstroFisica (INAF) in Italy. Since 2009 he is staff member of the Istituto di Astrofisica e Planetologia Spaziali (IAPS) of the Istituto Nazionale di AstroFisica (INAF) in Rome (Italy).



Lucca Baldini is the IXPE Italian Co-Principal Investigator (Co-PI) for the Instrument at INFN in Pisa, Italy and is currently an Associate Professor at Università degli Studi di Pisa. He also leads the IXPE Science Analysis and Simulation Working Group. Dr. Baldini has been a principal in the successful R&D

activity on gas pixel detectors (GPD) for x-ray astronomical polarimetry—the key component of the IXPE instrument. He has provided significant contributions to the implementation of the GPD data acquisition system, event reconstruction software and the Monte Carlo simulation of the detector. Dr. Baldini has also been an active member of the Fermi Large Area

Telescope (LAT) collaboration since 2002. As part of his LAT activities, he contributed to the construction of the silicon tracker, assessment and monitoring of the instrument performance and scientific data analysis. Dr. Baldini holds both MS and PhD degrees from Università degli Studi di Pisa in applied physics.




Lucca Latronico is the Project Office Responsible for the Instrument Detector Units at INFN in Pisa, Italy. Dr. Latronico is a senior staff physicist at INFN Torino, and a member of the national

INFN division on Astroparticle Physics. Latronico is a member of the Fermi Large Area Telescope (LAT) Collaboration since 2001. He served as the international LAT Analysis Coordinator, and was responsible for the calibration of the LAT Calibration Unit. As a technical member of the LAT Tracker (TKR) subsystem management team, Latronico was the contact person for INFN AIT and QA activities on the TKR.



Michele Pinchera is the I2T SE Mechanical/Thermal Lead for the detector units. He has over 12 years of experience in design and development of X-ray and Gamma-ray instruments. His early work focused on electric propulsion thrusters plasma diagnostics, whereas recent work focused on solid state and gas-filled X-ray detectors. He worked

in calibration of the LAT instrument on the FERMI satellite mission, launched in 2008. After FERMI, he worked in proposals and studies for X-ray Observatories like the International X-ray Observatory (IXO) and the X-ray Imaging Polarimetry Explorer (XIPE). He is staff member of the Istituto Nazionale di Fisica Nucleare (INFN) in Pisa (Italy).



Alessio Trois is the Software; Assembly, Integration and Verification (AIV); and GSE lead for the IXPE Instrument. Mr. Trois is a member of the staff at INAF, Osservatorio Astronomico di Cagliari, Italy. He has held the role of Deputy AIV Manager on the AGILE

Mission during the development phases and, at present, he holds the role of Operation Manager. After AGILE, he worked for the Sardinia Radio Telescope developing instrumentation like wide band digital spectrometers and SW for the analysis of the scientific data acquired by the antenna. Mr. Trois holds B.S. and M.S. degrees in Electronic Engineering from the University Cagliari, Italy.



Darren Osborne is the IXPE Flight Director at CU / LASP. Mr. Osborne has been a member of the Mission Operations and Data Systems division at LASP for over 20 years. His previous positions were as Flight Director for the ICESat and QuikSCAT missions, as well as

Deputy Flight Director for the Kepler/K2 mission. Mr. Osborne holds a B.S in Aerospace Engineering from the University of Colorado at Boulder.