

# The Journal of Maternal-Fetal & Neonatal Medicine

ISSN: 1476-7058 (Print) 1476-4954 (Online) Journal homepage: <https://www.tandfonline.com/loi/ijmf20>

## Pregnancy after liver transplantation: a case series and review of the literature

Fabrizio Zullo, Gabriele Saccone, Laura Donnarumma, Ignazio Marino, Maurizio Guida & Vincenzo Berghella

To cite this article: Fabrizio Zullo, Gabriele Saccone, Laura Donnarumma, Ignazio Marino, Maurizio Guida & Vincenzo Berghella (2019): Pregnancy after liver transplantation: a case series and review of the literature, The Journal of Maternal-Fetal & Neonatal Medicine, DOI: [10.1080/14767058.2019.1680632](https://doi.org/10.1080/14767058.2019.1680632)

To link to this article: <https://doi.org/10.1080/14767058.2019.1680632>



Published online: 21 Oct 2019.



Submit your article to this journal [↗](#)



Article views: 15






View related articles [↗](#)



View Crossmark data [↗](#)

## Pregnancy after liver transplantation: a case series and review of the literature

Fabrizio Zullo<sup>a</sup>, Gabriele Saccone<sup>b</sup> , Laura Donnarumma<sup>a</sup>, Ignazio Marino<sup>c</sup>, Maurizio Guida<sup>a</sup>  and Vincenzo Berghella<sup>d</sup> 

<sup>a</sup>Department of Clinical and Experimental Medicine, School of Medicine, University of Naples Federico II, Naples, Italy; <sup>b</sup>Department of Neuroscience, Reproductive Sciences and Dentistry, School of Medicine, University of Naples Federico II, Naples, Italy; <sup>c</sup>Sidney Kimmel Medical College, Thomas Jefferson University, Philadelphia, PA, USA; <sup>d</sup>Division of Maternal-Fetal Medicine, Department of Obstetrics and Gynecology, Sidney Kimmel Medical College, Thomas Jefferson University, Philadelphia, PA, USA

### ABSTRACT

**Objective:** To evaluate maternal and perinatal outcomes in pregnant women after liver transplantation with a case series and literature systematic review.

**Methods:** This was a single-center case-series study performed at University of Naples Federico II. All consecutive women with liver transplantation who reported pregnancy at our institution were included in a dedicated database. In addition, a systematic literature review was performed, including case series, population-based studies, and national registries, including maternal and perinatal outcomes of pregnant women with liver transplant. Studies with fewer than 10 cases and surveys were excluded. The primary outcome was perinatal death, defined as either stillbirth (defined as intrauterine fetal death after 20 weeks of gestation) or neonatal death (death of a live-born infant within the first 28 d of life).

**Results:** During the study period, two women who underwent liver transplantation had a pregnancy in our Institution. Both of them underwent liver transplantation for biliary atresia at 1 year of age. One of them received cyclosporin as immunosuppressive regime during pregnancy, while the other one received tacrolimus. Both of them had a pregnancy with no major complications and delivered by cesarean section at term a baby with normal weight. One of them developed thrombocytopenia. Seventeen articles were included in this systematic review. Preterm birth at less than 37 weeks of gestations occurred in 279 women (33.6%). One-hundred women (14.9%) experienced preeclampsia, and 206 women (49.2%) delivered by cesarean delivery. Graft rejection related to pregnancy occurred in 73 women (8.3%). 117 women (12.9%) experienced miscarriage, and 22 (2.3%) IUFD. Fifty-two women (9.52%) underwent elective I-TOP. 195 fetuses (33.4%) were LBW. Eight neonatal deaths were recorded (1.3%).

**Conclusion:** The maternal and perinatal outcome is usually favorable, but with an increased risk of preeclampsia, preterm birth, and perinatal morbidity and mortality. However, appropriate counseling about risks and complications is essential but women shouldn't be advised against pregnancy.

### ARTICLE HISTORY

Received 1 September 2019  
Accepted 10 October 2019

### KEYWORDS

Intensive care; liver; maternal mortality; neonatal; preeclampsia; transplantation; ultrasound

## Introduction

Liver transplantation is a life-saving and successful therapeutic procedure in acute liver failure and end-stage liver disease [1,2]. Liver transplantation is increasing worldwide, and there is also a striking increase among women of reproductive age [3,4].

Liver transplantation should be considered in any patient with end-stage liver disease in whom the procedure would extend the life expectancy beyond what the natural history of the underlying disease would predict [5–6]. Patients should be selected if expectancy survival is 1 year or less in absence of transplantation or if the patient has an unacceptable quality of life due to liver disease [57].

Optimal patients' selection is essential due to the constant organs shortage. Priority on the waiting list is based on the Child-Pugh Turcotte classification and MELD (Model For End-Stage Liver Disease) score. However, the final decision for graft allocation is based on multiple parameters [57].

Reproductive function is often severely compromised in the setting of end-stage liver disease, characterized by menstrual irregularity, amenorrhea, and infertility in half of the women [7,58].

Successful liver transplantation is able to restore the menstrual cycle and function in 97% of female patients, meaning childbearing potential is also restored [59].

In the USA alone, ~14,000 women of childbearing age are currently liver transplantation recipients, and another 500 women will undergo this procedure annually [60].

Since the first successful pregnancy following liver transplantation reported in 1978 by Walcott et al. [5], several studies have been published [6–21], including case report [5], case series [6–14], surveys [15,16], population-based studies [17], and registries [18–21], including the National Transplantation Pregnancy Registry from the USA [18–20], and the UK Transplant Pregnancy Registry [21]. The maternal and perinatal outcome is usually favorable, but with an increased risk of preeclampsia, preterm birth, and perinatal morbidity and mortality [22,23].

The aim of this study was to evaluate maternal and perinatal outcomes in pregnant women after liver transplantation with a case series and literature review.

## Materials and methods

### Study design, search strategy, and study selection

This was a single-center case-series study performed at the University of Naples Federico II (Naples, Italy). All consecutive women with liver transplantation who reported pregnancy at our institution between January 2010 and December 2018 were included in a dedicated database.

In addition, a systematic literature review was performed according to a protocol recommended for systematic review [24]. The review protocol was designed *a priori* defining methods for collecting, extracting and analyzing data. The research was conducted using Medline, Embase, Scopus, Web of Sciences, and ClinicalTrial.gov as electronic databases. The articles were identified with the use of a combination of the relevant heading term, keywords, and word variants for: “liver transplant,” “liver transplantation” and “pregnancy,” from the inception of each database to January 2019. A review of articles also included the abstracts of all references retrieved from the search.

Case series, population-based studies, and national registries, including maternal and perinatal outcomes of pregnant women with a liver transplant, were included in the systematic review. Studies with fewer than 10 cases were excluded to avoid publication bias. Case reports and surveys were excluded.

### Primary and secondary outcomes

The primary outcome was preterm birth at less than 37 weeks of gestation. The secondary outcomes were

maternal outcomes, including maternal death, cesarean delivery, preeclampsia, gestational diabetes mellitus (GMD), and graft rejection related to pregnancy (i.e. during pregnancy or in the postpartum period); and neonatal outcomes, including intrauterine growth restriction (IUGR) (i.e. ultrasound estimated fetal weight <10th percentile for gestational age), intrauterine fetal death (IUFD) (i.e. fetal death after 20 weeks of gestation), miscarriage (i.e. pregnancy loss before 20 weeks of gestations), elective termination of pregnancy (I-TOP), low birth weight (LBW) (i.e. neonatal birth weight at less than 2500 g), and neonatal deaths (i.e. death of a live-born infant within the first 28 d of life).

### Data extraction and risk of bias assessment

For the systematic review, two authors (FZ, GS) reviewed all abstracts independently. Agreement regarding potential relevance was reached by consensus. Full-text copies of those papers were obtained and the same reviewers independently extracted relevant data regarding study characteristics and pregnancy outcomes. Inconsistencies were discussed by the reviewers and consensus reached or by discussion with a third author (VB).

Quality assessment of the studies included in the systematic review was performed using the Newcastle-Ottawa Scale (NOS) [25]. According to NOS, each study is judged on three broad perspectives: the selection of the study groups, the comparability of the groups, and the ascertainment outcome of interest. Assessment of the selection of a study includes the evaluation of the representativeness of the exposed cohort, selection of the nonexposed cohort, ascertainment of exposure and the demonstration that outcome of interest was not present at start of study. Assessment of the comparability of the study includes the evaluation of the comparability of cohorts based on the design or analysis. Finally, the ascertainment of the outcome of interest includes the evaluation of the type of assessment of the outcome of interest, length, and adequacy of follow-up. According to NOS a study can be awarded a maximum of one star for each numbered item within the Selection and Outcome categories. A maximum of two stars can be given for Comparability [25].

### Statistical analysis

Data are shown as means, or as number (percentage). Univariate comparisons of dichotomous data were

**Table 1.** Characteristics of the cases from University of Naples Federico II.

	Case 1	Case 2
Age at transplant (year)	1	1
Indication for transplant	Biliary Atresia	Biliary Atresia
Age at conception (year)	31	21
Transplant-pregnancy interval (year)	30	20
Immunosuppressive regimen in pregnancy	Cyclosporin	Tacrolimus
Postpartum graft function	Optimal	Optimal
Graft rejection related to pregnancy	None	None
Previous pregnancy	None	None
IVF	None	None
Number of fetuses	Singleton pregnancy	Singleton pregnancy

IVF: *in vitro* fertilization.

**Table 2.** Outcomes of the cases from University of Naples Federico II.

	Case 1	Case 2
Stillbirth	None	None
Neonatal death	None	None
Miscarriage	None	None
I-TOP	None	None
PTB < 37 weeks	None	None
Mode of delivery	Planned cesarean delivery at 39 weeks	Planned cesarean delivery at 39 weeks
Reason for cesarean delivery	Maternal request	Breech presentation
IUGR	None	None
Preeclampsia	None	None
Diabetes mellitus	None	None
PPH	None	None
VTE	None	None
Thrombocytopenia	Yes, 80,000 PLT/mm <sup>3</sup>	None
NICU	None	None
Birth weight	3050 g	3300 g
Congenital anomalies	None	None

I-TOP: induced termination of pregnancy; PTB: preterm birth; IUGR: intrauterine growth restriction; NICU: admission to neonatal intensive care unit; PPH: postpartum hemorrhage; VTE: venous thromboembolism.

performed with the use of the chi-square test with continuity correction. Comparisons between groups were performed with the use of the T-test to test group means by assuming equal within-group variances.

A *p*-value <.05 was considered to indicate statistical significance.

The systematic review was reported following the Preferred Reporting Items for Systematic Reviews and Meta-Analyses (PRISMA) statement [26], while the case series was reported following the STROBE guidelines [27].

## Results

### Case-series

During the study period, two women who underwent liver transplantation had a pregnancy. Table 1 shows the characteristics of the two women. Both of them underwent liver transplantation for biliary atresia at 1 year of age. One of them received cyclosporin as immunosuppressive regime during pregnancy, while the other one received tacrolimus. Both pregnancies were spontaneous singleton gestations.

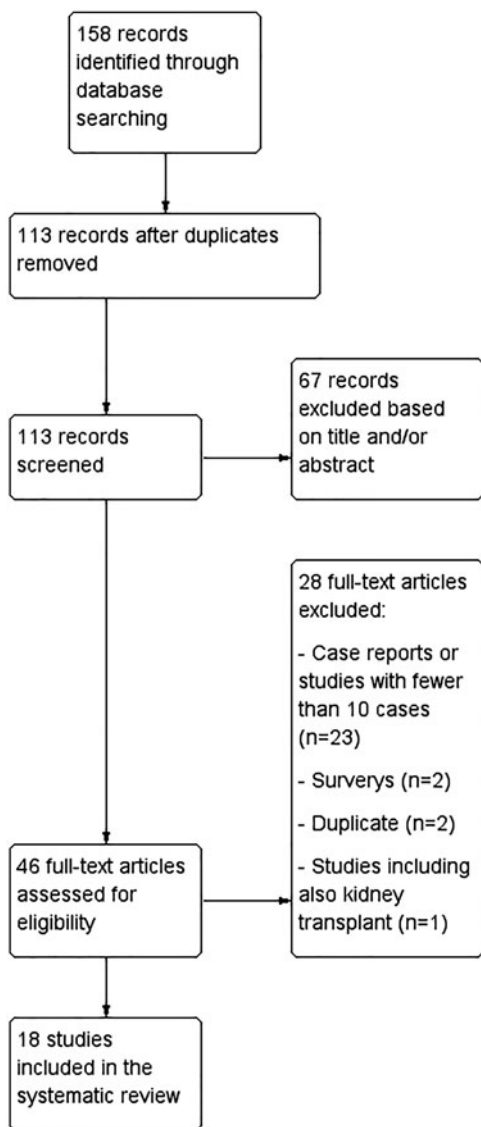
Table 2 shows the outcomes of the included pregnancies. Both of them had a pregnancy with no major complications and delivered by planned cesarean section at term a baby with normal weight. One of them developed thrombocytopenia with 80,000/mm<sup>3</sup> platelets at the time of delivery.

### Systematic review

#### Study selection and study characteristics

Figure 1 shows the flow diagram (PRISMA template) of information derived from reviewing of potentially relevant articles. Forty-six articles were identified as relevant [5–21,28–56]. Twenty-eight studies were excluded, of which, 24 were case reports or studies with fewer than 10 cases [5,6,28–44,46,50–53], 2 were surveys [15,16], 2 were duplicates [18,19] of the National Transplantation Pregnancy Registry (NTPR) [20], and one because it also included women with kidney transplant [47]. Therefore 17 articles were included in this systematic review [7–14,17,20,21,45,48,49,54–56].

Table 3 shows the quality assessment of the included studies according to NOS. Most of the



**Figure 1.** Flow diagram of studies identified in the systematic review. (PRISMA template [preferred reporting items for systematic reviews and meta-analyses]).

included studies were judged as low risk of bias in selection, comparability, and outcome.

Table 4 shows the characteristics of the included studies. Out of the 18 included studies, one was a population-based study [17], two were national registry [20,21], and the others were case series.

### Synthesis of results

Tables 5 and 6 show maternal and neonatal outcomes. Preterm birth at less than 37 weeks of gestations occurred in 279 women (33.6%). One-hundred women (14.9%) experienced preeclampsia, and 206 women (49.2%) delivered by cesarean delivery. Graft rejection related to pregnancy occurred in 73 women (8.3%).

**Table 3.** Quality assessment of the included studies according to Newcastle-Ottawa Scale (NOS).

	Selection	Comparability	Outcome
Scantlebury 1990 [8]	*	**	*
Ville 1993 [49]	*	***	**
Jain 1997 [10]	***	***	**
Patapis 1997 [11]	***	***	***
Wu 1998 [13]	**	**	**
Rayes 1998 [48]	*	*	***
Raakow 2001 [14]	***	***	***
Jain 2003 [9]	***	*	***
Nagy 2003 [12]	***	***	***
Christopher 2006 [7]	**	***	***
Coffin 2010 [17]	**	*	***
UK transplant registry 2007 [21]	***	***	***
NTPR 2010 [20]	***	***	***
Jabiry-Zieniewicz 2011 [45]	***	*	**
Westbrook 2015 [56]	***	***	***
Akarsu 2016 [54]	**	**	***
Baskiran 2017 [55]	***	***	***

Studies can be awarded a maximum of one star for each numbered item within the Selection and Outcome categories. A maximum of two stars can be given for Comparability.

117 women (12.9%) experienced miscarriage, and 22 (2.3%) IUFD. 52 women (9.52%) underwent elective I-TOP. 195 fetuses (33.4%) were LBW. Eight neonatal deaths were recorded (1.3%).

### Comment

#### Main findings

Our case-series included two women who had a pregnancy after liver transplantation. Both of our patients received orthotopic liver transplantation at 1 year of age for congenital biliary atresia after having undergone a previous intervention of Kasai portoenterostomy. Biliary atresia, indeed, remains one of the most untreatable hepatic diseases of early infancy [61]. The transplant–pregnancy interval was 20 years for one patient and 30 years for the other patient. The immunosuppressive regimen was different, one was treated with cyclosporin the other with tacrolimus, no significant differences in fetal and maternal outcomes were reported according to different chronic immunosuppressive therapy. The systematic review included 18 studies for a total of 713 patients and 948 pregnancies. The overall pregnancy outcome was quite poor, with about 15% rate of preeclampsia, 34% of preterm birth, and 50% of cesarean delivery.

One prior review has been published on the topic in 2012 [62]. Parhar et al. [62] included studies with less than 10 cases and did not report all outcomes of interest. Moreover, they did not include studies published after 2011. The strengths of our study included a large number of included studies and included

**Table 4.** Literature review: summary table of study characteristics.

	Study design	Location	Sample size
Scantlebury 1990 [8]	Case-series	Pittsburgh, USA	17 women (19 pregnancies)
Ville 1993 [49]	Case-series	Clamart, France	19 women (19 pregnancies)
Jain 1997 [10]	Case-series	Pittsburgh, USA	21 women (21 pregnancies)
Patapis 1997 [11]	Case-series	Birmingham, UK	15 women (27 pregnancies)
Wu 1998 [13]	Case-series	Hanover, Germany	16 women (22 pregnancies)
Rayes 1998 [48]	Case-series	Berlin, Germany	16 women (19 pregnancies)
Raakow 2001 [14]	Case-series	Berlin, Germany	19 women (21 pregnancies)
Jain 2003 [9]	Case-series	Rochester, NY, USA	37 women (49 pregnancies)
Nagy 2003 [12]	Case-series	New York, USA	29 women (38 pregnancies)
Christopher 2006 [7]	Case-series	London, UK	45 women (71 pregnancies)
Coffin 2010 [17]	Population-based	Calgary, Canada	206 pregnancies
MOLTO CONUSO			
UK transplant registry 2007 [21]	National registry	London, UK	16 women (18 pregnancies)
NTPR 2010 [20]	NTPR registry	Philadelphia, PA, USA	125 women (215 pregnancies)
Jabiry-Zieniewicz 2011 [45]	Case-series	Warsaw, Poland	36 women (39 pregnancies)
Westbrook 2015 [56]	Case-series	London, UK	79 women (117 pregnancies)
Akarsu 2016 [54]	Case-series	Izmir, Turkey	15 women (21 pregnancies)
Baskiran 2017 [55]	Case-series	Malatya, Turkey	18 women (26 pregnancies)

NTPR: National Transplantation Pregnancy Registry; IUFD: intrauterine fetal death.

**Table 5.** Literature review: summary table of maternal outcomes.

	Maternal death	Cesarean delivery	Preeclampsia	GDM	PTB	Graft rejection related to pregnancy
Scantlebury 1990 [8]	0/17	13/19 (68.4%)	6/19 (31.5%)	N/A	11/20 (55%)	1/17 (5.9%)
Ville 1993 [49]	0/19	5/10 (50%)	2/19 (10.6%)	1/19 (5.3%)	6/10(31.6%)	2/19(10.5%)
Jain 1997 [10]	0/21	12/27 (44.4%)	N/A	N/A	15/27 (55.5%)	N/A
Patapis 1997 [11]	0/15	N/A	5/29 (17.2%)	N/A	N/A	2/27(7.4%)
Wu 1998 [13]	0/16	7/23 (30.4%)	3/23 (13%)	N/A	3/23 (13%)	1/23(4.3%)
Rayes 1998 [48]	0/16	7/13 (54%)	5/16 (31.3%)	N/A	5/13 (38.6%)	0/16
Raakow 2001 [14]	0/19	10/21 (47.6%)	9/21 (42.8%)	N/A	4/21 (19.0%)	0/21
Jain 2003 [9]	1/37 (2.7%)	22/49 (46.9%)	1/49 (2.0%)	N/A	15/49 (30.6%)	1/49 (2.0%)
Nagy 2003 [12]	0/29	11/24 (45.8%)	5/24 LB (20.8%)	9/24 (37.5%)	7/24 (29.2%)	4/24 (16.7%)
Christopher 2006 [7]	0/45	28/71 (40%)	9/70(13%)	1/70 (1.4%)	24/51(47.0%)	14/70 (20.0%)
Coffin 2010 [17]	0/206	(37.7%)	34/206 (16.5%)	5/206 (2.4%)	56/206 (27.3%)	10/206 (4.9%)
MOLTO CONUSO						
UK transplant registry 2007 [21]	0/16	N/A	N/A	N/A	4/8 (50%)	N/A
NTPR 2010 [20]	N/A	N/A	N/A	N/A	80/217 (36.8%)	19/217 (8.8%)
Jabiry-Zieniewicz 2011 [45]	0/36	31/39 (79.5%)	3/39 (7.7%)	0/39	12/39(30.8%)	3/39 (7.7%)
Westbrook 2015 [56]	0/79	36/85 (42.3%)	16/117(13.7%)	8/115 (7.0%)	26/83 (31.3%)	17/115 (14.8%)
Akarsu 2016 [54]	0/15	15/21 (71.4%)	0/22	0/22	5/21(23.8%)	0/15
Baskiran 2017 [55]	0/18	9/17 (53,0%)	2/18 (11.1%)	2/18 (11.1%)	6/17(35.3%)	1/18 (5.5%)
Total	1/604 (0.2%)	206/419 (49.2%)	100/672 (14.9%)	26/491 (5.3%)	279/829 (33.6%)	73/876 (8.3%)

NTPR: National Transplantation Pregnancy Registry; N/A: data not available; GDM: gestational diabetes mellitus; PTB: preterm birth at less than 37 weeks.

**Table 6.** Literature review: summary table of neonatal outcomes.

	IUGR	IUFD	Miscarriage	I-TOP	Low Birth weight	Neonatal death
Scantlebury 1990 [8]	N/A	0/20	0/20	N/A	12/20 (60.0%)	0/20
Ville 1993 [49]	N/A	0/19	4/19 (21.1%)	3/19(15.8%)	1/10 (10%)	0/10
Jain 1997 [10]	N/A	0/27	0/27	N/A	15/27 (55.5%)	2/27 (7.4%)
Patapis 1997 [11]	N/A	0/27	5/27 (18.5%)	7/27(25.9%)	N/A	0/27
Wu 1998 [13]	N/A	0/23	0/23	N/A	7/23(30.4%)	0/23
Rayes 1998 [48]	N/A	0/19	4/19 (21.1%)	2/19 (10.5%)	4/13 (30.8%)	0/19
Raakow 2001 [14]	N/A	0/21	7/21(33.3%)	N/A	6/21 (28.6%)	1/21 (4.8%)
Jain 2003 [9]	N/A	0/49	0/49	N/A	21/49 (42.9%)	2/49 (4.08%)
Nagy 2003 [12]	4/24 (16.7%)	0/24	4/38 (10.5%)	10/38 (26.3%)	N/A	0/24
Christopher 2006 [7]	N/A	1/71 (1.4%)	13/71 (18.3%)	6/71 (8.5%)	15/51 (29.4%)	N/A
Coffin 2010 [17]	10/206 (4.8%)	3/206 (1.4%)	10/206 (4.9%)	N/A	N/A	N/A
UK transplant registry 2007 [21]	N/A	0/16	5/16 (31.3%)	N/A	N/A	N/A
NTPR 2010 [20]	N/A	4/217 (1.8%)	39/217 (18.0%)	12/217 (6.1%)	77/217 (35.5%)	2/217 (0.9%)
Jabiry-Zieniewicz 2011 [45]	N/A	0/40	0/40	0/40	8/40 (20.0%)	0/40
Westbrook 2015 [56]	N/A	0/115	20/115 (17.4%)	12/115 (10.4%)	24/83 (29.0%)	0/85
Akarsu 2016 [54]	N/A	0/22	0/22	N/A	4/21 (19.0%)	1/22 (4.6%)
Baskiran 2017 [55]	N/A	3/26 (11.5%)	6/26 (23.1%)	N/A	4/17 (23.3%)	0/26
Total	14/230 (6.1%)	22/942 (2.3%)	117/907 (12.9%)	52/546 (9.52%)	198/592 (33.4%)	8/594 (1.3%)

NTPR: National Transplantation Pregnancy Registry; IUFD: intrauterine fetal death; IUGR: intrauterine growth restriction; I-TOP: induced termination of pregnancy.



**Table 7.** Summary of risks related to immunosuppression during pregnancy.

	Side effects	FDA rating
Calcineurin inhibitors*	Diabetes, hypertension, preeclampsia, renal dysfunction, neonatal hyperkalemia	C
Azathioprine	Fetal thrombocytopenia, anemia and leucopenia, neonatal sepsis, preterm birth, low birth weight	D
Corticosteroids	Hypertension, diabetes, fetal adrenal insufficiency	B
Mycophenylate mofetil	Early pregnancy loss, fetal malformation**	D

\*Including cyclosporine and tacrolimus; \*\*including cleft lip and palate, microtia, absence of auditory canals.

women. No prior reviews were as large and comprehensive. The case series was limited by the number of low numbers of included women.

### Implications

After the first successful pregnancy in a liver transplant women in 1978, much evidence has accumulated on the course, outcome, and management strategies of pregnancy following liver transplantation. Generally, liver transplantation restores sexual function and fertility as early as a few months after transplant. Pregnancy outcomes are fair, with an increased rate of preterm birth and pregnancy-induced hypertension and preeclampsia. Immunosuppression therapy should be reviewed during pregnancy, and the risks and benefits of each medication discussed with the couple. Calcineurin inhibitors, steroids, and azathioprine are considered to be safe and appropriate choices (Table 7). Due to the theoretical risk of altered drug metabolism and general immunosuppressive state of pregnancy, graft function and immunosuppression should be closely monitored. Regarding the mode of delivery, although vaginal delivery is a very reasonable option, data from the literature shows that almost half of the women delivered by cesarean section.

### Conclusions

The maternal and perinatal outcome is usually favorable, but with an increased risk of preeclampsia, preterm birth, and perinatal morbidity and mortality. However, appropriate counseling about risks and complications is essential but women shouldn't be advised against pregnancy.

### Disclosure statement

No potential conflict of interest was reported by the authors.

### ORCID

Gabriele Saccone  <http://orcid.org/0000-0003-0078-2113>

Maurizio Guida  <http://orcid.org/0000-0001-7372-0680>

Vincenzo Berghella  <http://orcid.org/0000-0003-2854-0239>

### References

- [1] Chiew AL, Gluud C, Brok J, et al. Interventions for paracetamol (acetaminophen) overdose. *Cochrane Database Syst Rev.* 2018;2:CD003328.
- [2] Pascher A, Nebrig M, Neuhaus P. Irreversible liver failure: treatment by transplantation: part 3 of a series on liver cirrhosis. *Dtsch Arztebl Int.* 2013;110(10):167–173.
- [3] Simões C, Santos S, Vicente M, et al. Epidemiology of acute liver failure from a regional liver transplant center in Portugal. *GE Port J Gastroenterol.* 2018;26(1):33–39.
- [4] Dultz G, Graubard BI, Martin P, et al. Liver transplantation for chronic hepatitis C virus infection in the United States 2002–2014: an analysis of the UNOS/OPTN registry. *PLoS One.* 2017;12(10):e0186898.
- [5] Walcott WO, Derick DE, Jolley JJ, et al. Successful pregnancy in a liver transplant patient. *Am J Obstet Gynecol.* 1978;132(3):340–341.
- [6] Haagsma EB, Visser GH, Klompmaker IJ, et al. Successful pregnancy after orthotopic liver transplantation. *Obstet Gynecol.* 1989;74(3 Pt 2):442–443.
- [7] Christopher V, Al-Chalabi T, Richardson PD, et al. Pregnancy outcome after liver transplantation: a single-center experience of 71 pregnancies in 45 recipients. *Liver Transpl.* 2006;12(7):1138–1143.
- [8] Scantlebury V, Gordon R, Tzakis A, et al. Childbearing after liver transplantation. *Transplantation.* 1990;49(2):317–321.
- [9] Jain AB, Reyes J, Marcos A, et al. Pregnancy after liver transplantation with tacrolimus immunosuppression: a single center's experience update at 13 years. *Transplantation.* 2003;76(5):827–832.
- [10] Jain A, Venkataramanan R, Fung JJ, et al. Pregnancy after liver transplantation under tacrolimus. *Transplantation.* 1997;64(4):559–565.
- [11] Patapis P, Irani S, Mirza DF, et al. Outcome of graft-function and pregnancy following liver transplantation. *Transplant Proc.* 1997;29(1–2):1565–1566.
- [12] Nagy S, Bush MC, Berkowitz R, et al. Pregnancy outcome in liver transplant recipients. *Obstet Gynecol.* 2003;102(1):121–128.
- [13] Wu A, Nashan B, Messner U, et al. Outcome of 22 successful pregnancies after liver transplantation. *Clin Transpl.* 1998;12(5):454–464.
- [14] Raakow R, Neuhaus R, Büscher U, et al. Parenthood following liver transplantation. *Transplant Proc.* 2001;33(1–2):1450–1452.
- [15] Rupley DM, Janda AM, Kapeles SR, et al. Preconception counseling, fertility, and pregnancy complications after abdominal organ transplantation: a survey and cohort study of 532 recipients. *Clin Transplant.* 2014;28(9):937–945.

- [16] Kubo S, Uemoto S, Furukawa H, et al. Pregnancy outcomes after living donor liver transplantation: results from a Japanese survey. *Liver Transpl.* 2014;20(5):576–583.
- [17] Coffin CS, Shaheen AAM, Burak KW, et al. Pregnancy outcomes among liver transplant recipients in the United States: a nationwide case-control analysis. *Liver Transpl.* 2010;16(1):56–63.
- [18] Radomski JS, Moritz MJ, Muñoz SJ, et al. National Transplantation Pregnancy Registry. National Transplantation Pregnancy Registry: analysis of pregnancy outcomes in female liver transplant recipients. *Liver Transpl.* 1995;1(5):281–284.
- [19] Armenti VT, Ahlswede KM, Ahlswede BA, et al. National transplantation Pregnancy Registry—outcomes of 154 pregnancies in cyclosporine-treated female kidney transplant recipients. *Transplantation.* 1994;57(4):502–506.
- [20] Coscia LA, Constantinescu S, Moritz MJ, et al. Report from the National Transplantation Pregnancy Registry (NTPR): outcomes of pregnancy after transplantation. *Clin Transpl.* 2014;98:851.
- [21] Sibanda N, Briggs JD, Davison JM, et al. Pregnancy after organ transplantation: a report from the UK Transplant pregnancy registry. *Transplantation.* 2007;83(10):1301–1307.
- [22] Women in Hepatology Group, Italian Association for the Study of the Liver (AISF). AISF position paper on liver transplantation and pregnancy: women in Hepatology Group, Italian Association for the Study of the Liver (AISF). *Dig Liver Dis.* 2016; 48(8):860–868.
- [23] Tran TT, Ahn J, Reau NS. ACG clinical guideline: liver disease and pregnancy. *Am J Gastroenterol.* 2016; 111(2):176–194.
- [24] Higgins JPT, Altman DG, Sterne JAC. Cochrane handbook for systematic reviews of interventions. Oxford (UK): The Cochrane Collaboration; 2001. 5.1.0 version (update March 2011). Available from: <https://training.cochrane.org/handbook>.
- [25] Newcastle-Ottawa Scale for assessing the quality of non randomised studies in meta-analyses. Available from: [www.ohri.ca/programs/clinical\\_epidemiology/oxford.asp](http://www.ohri.ca/programs/clinical_epidemiology/oxford.asp).
- [26] Moher D, Liberati A, Tetzlaff J, et al. Preferred reporting items for systematic reviews and meta-analyses: the PRISMA statement. *J Clin Epidemiol.* 2009;62(10):1006–1012.
- [27] Von Elm E, Altman DG, Egger M, et al. for the STROBE initiative. The Strengthening the Reporting of Observational Studies in Epidemiology (STROBE) statement: guidelines for reporting observational studies. *Lancet.* 2007;370(9596):1453–1457.
- [28] Higashi H, Obara H, Miyakoshi K, et al. First successful perinatal management of pregnancy after ABO-incompatible liver transplantation. *World J Gastroenterol.* 2017;23(3):547–550.
- [29] Tronina O, Mikołajczyk N, Pietrzak B, et al. Pregnancy in a patient with hepatic artery thrombosis after liver transplantation: a case report. *Transplant Proc.* 2014; 46(8):2929–2931.
- [30] Kimmich N, Dutkowski P, Krähenmann F, et al. Liver transplantation during pregnancy for acute liver failure due to HBV infection: A case report. *Case Rep Obstet Gynecol.* 2013;2013:356560.
- [31] Choi JM, Mahany EB, Sauer MV. Pregnancy after in vitro fertilization in a liver transplant patient. *Reprod Med Biol.* 2013;12(2):69–70.
- [32] Kociszewska-Najman B, Pietrzak B, Jabiry-Zieniewicz Z, et al. Pregnancy after living related liver transplantation—a report of two cases. *Ann Transplant.* 2012; 17(3):120–125.
- [33] Srivastava R, Clarke S, Gupte GL, et al. Successful pregnancy outcome following triple organ transplantation (small intestine, liver and pancreas). *Eur J Obstet Gynecol Reprod Biol.* 2012;163(2):238–239.
- [34] Masuyama H, Matsuda M, Shimizu K, et al. Pregnancy after living-related liver transplantation associated with severe preeclampsia and a review of the literature. *Arch Gynecol Obstet.* 2010;281(3):423–425.
- [35] Xia D, He HY, Xu L, et al. Pregnancy after liver transplantation: four-year follow-up of the first case in mainland China. *World J Gastroenterol.* 2008;14(47):7264–7266.
- [36] Pan GD, Yan LN, Li B, et al. A successful pregnancy following liver transplantation. *Hepatobiliary Pancreat Dis Int.* 2007;6(1):98–100.
- [37] Ducarme G, Théron-Gérard L, Duvoux C, et al. Pregnancy after liver transplantation with tacrolimus. *Eur J Obstet Gynecol Reprod Biol.* 2007;133(2):249–250.
- [38] Zhou R, Zeng WY, Liu XH, et al. Pregnancy and delivery after liver transplantation: the first successful case in China. *Chin. Med. J.* 2005;118(10):869–872.
- [39] Lee PJ, Muiesan P, Heaton N. Successful pregnancy after combined renal-hepatic transplantation in glycogen storage disease type Ia. *J Inher Metab Dis.* 2004; 27(4):537–538.
- [40] Coelho JC, Parolin MB, Matias JE. Successful twin pregnancy after orthotopic liver transplantation. *Arq Gastroenterol.* 2002;39(4):246–247.
- [41] Emerich J, Konarzewska J, Olszewski J, et al. [Pregnancy and delivery after liver transplantation: case report]. *Ginekol. Pol.* 1999;70(12):907–910. Polish.
- [42] Baruch Y, Weiner Z, Enat R, et al. Pregnancy after liver transplantation. *Int J Gynecol Obstet.* 1993;41(3):273–276.
- [43] Kreuzpaintner G, Ringe B, Niesert S, et al. Twin pregnancy after liver transplantation. *Dtsch Med Wochenschr.* 2008;115(23):895–898.
- [44] Newton ER, Turksoy N, Kaplan M, et al. Pregnancy and liver transplantation. *Obstet Gynecol.* 1988;71(3):499–500.
- [45] Jabiry-Zieniewicz Z, Szpotanska-Sikorska M, Pietrzak B, et al. Pregnancy outcomes among female recipients after liver transplantation: further experience. *Transplant Proc.* 2011;43(8):3043–3047.
- [46] Morton A. Liver transplantation and pregnancy. *Aust N Z J Obstet Gynaecol.* 2003;43(3):236–238.
- [47] Wielgos M, Szpotanska-Sikorska M, Mazanowska N, et al. Pregnancy risk in female kidney and liver recipients: a retrospective comparative study. *J Matern Fetal Neonatal Med.* 2012;25(7):1090–1095.
- [48] Rayes N, Neuhaus R, David M, et al. Pregnancies following liver transplantation—how safe are they? A



- report of 19 cases under cyclosporine A and tacrolimus. *Clin Transplant*. 1998;12(5):396–400.
- [49] Ville Y, Fernandez H, Samuel D, et al. Pregnancy in liver transplant recipients: course and outcome in 19 cases. *Am J Obstet Gynecol*. 1993;168(3):896–902.
- [50] Casele HL, Laifer SA. Association of pregnancy complications and choice of immunosuppressant in liver transplant patients. *Transplantation*. 1998;65(4):581–583.
- [51] Dei Malatesta MF, Rossi M, Rocca B, et al. Pregnancy after liver transplantation: report of 8 new cases and review of the literature. *Transpl Immunol*. 2006;15(4):297–302.
- [52] Gerlei Z, Wettstein D, Rigó J, et al. Childbirth after organ transplantation in Hungary. *Transplant Proc*. 2011;43(4):1223–1224.
- [53] Costa ML, Surita FG, Passini R, Jr, et al. Pregnancy outcome in female liver transplant recipients. *Transplant Proc*. 2011;43(4):1337–1339.
- [54] Akarsu M, Unek T, Avcu A, et al. Evaluation of pregnancy outcomes after liver transplantation. *Transplant Proc*. 2016;48(10):3373–3377.
- [55] Baskiran A, Karakas S, Ince V, et al. Pregnancy after liver transplantation: risks and outcomes. *Transplant Proc*. 2017;49(8):1875–1878.
- [56] Westbrook RH, Yeoman AD, Agarwal K, et al. Outcomes of pregnancy following liver transplantation: the King's College Hospital experience. *Liver Transpl*. 2015;21(9):1153–1159.
- [57] European Association for the Study of the Liver. *EASL Clinical Practice Guidelines: liver transplantation*. *J Hepatol*. 2016;64(2):433–485.
- [58] Heneghan MA, Selzner M, Yoshida EM, et al. Pregnancy and sexual function in liver transplantation. *J Hepatol*. 2008;49(4):507–519.
- [59] Park ES, Villanueva CA, Viers BR, et al. Assessment of sexual dysfunction and sexually related personal distress in patients who have undergone orthotopic liver transplantation for end-stage liver disease. *J Sex Med*. 2011;8(8):2292–2298.
- [60] Liver transplantation between 1988 and 2013 in the United States. Accessed: February 2014. Available from. Available from: <http://optn.transplan.hrsa.gov/latestData/rptData.asp>
- [61] Nio M, Wada M, Sasaki H, et al. Technical standardization of Kasai portoenterostomy for biliary atresia. *J Pediatr Surg*. 2016;51(12):2105–2108.
- [62] Parhar KS, Gibson PS, Coffin CS. Pregnancy following liver transplantation: review of outcomes and recommendations for management. *Can J Gastroenterol*. 2012;26(9):621–626.