

## Electronic realization of the fractional-order systems

Eubomír Dorčák<sup>1</sup>, Ján Terpák<sup>1</sup>, Ivo Petráš<sup>1</sup> and Františka Dorčáková<sup>2</sup>

### *Elektronická realizácia systému neceločíselného rádu.*

*This article is devoted to the electronic (analogue) realization of the fractional-order systems – controllers or controlled objects whose we earlier used, identified, and analyzed as a mathematical models only – namely a fractional-order differential equation, and solved numerically using a method based on the truncated version of the Grunwald - Letnikov formula for fractional derivative. The electronic realization of the fractional derivative is based on the continued fraction expansion of the rational approximation of the fractional differentiator from which we obtained the values of the resistors and capacitors of the electronic circuit. Along with the mathematical description are presented also simulation and measurement results.*

**Key words:** fractional-order dynamical system, fractional-order differentiator, continued fraction expansion, domino ladder, symmetrical domino ladder

### Introduction

Fractional-order calculus (FOCA) is about 300 years old topic and it means a generalization of integration and differentiation to non-integer order fundamental operator  ${}_a D_t^\alpha$ ,  $\alpha \in R$ , where  $a$  and  $t$  are the limits and  $\alpha$  is the order of the operation. The theory of fractional-order (FO) derivative was developed mainly in the 19th century. In the last decades there has been, besides the theoretical research of FO derivatives and integrals (Oldham et al, 1974; Samko et al, 1987; Podlubný, 1994; 1999; Chen et al., 2002; Lubich, 1986; Diethelm, 1997; etc.) a growing number of applications of FO calculus in many different areas such as, for example, long electrical lines, electrochemical processes, dielectric polarization, colored noise, viscoelastic materials, chaos and of course in control theory as well (Manabe, 1961; Outstaloup, 1988; 1995; Axtell et al., 1990; Dorčák, 1994; Vinagre et al., 2000; Petráš et al., 2002a; Chen et al., 2002). This is a confirmation of the statement that real objects are generally fractional-order, however, for many of them the fractionality is very low.

As we mentioned in the abstract, the mainspring for the creation of an electronic realization of the FO controlled object was the ambition to create a real, working object, whose mathematical model (Dorčák, 1994) we have already been using for more than ten years. The first explicit non-iterative numerical methods for simulation of such FO systems was developed (Dorčák, 1994) and the first comparison with the corresponding analytical methods derived from analytical solutions published in (Podlubný, 1994) was made. This numerical method is based on the truncated version of the Grunwald-Letnikov formula for FO derivative. An example of experimental design of a FO PD<sup>δ</sup> controller, with comparison of its dynamic properties, was made with this model too. It follows from these results that the design of the regulator of an FO system with integer-order model as the best approximation of the FO system is inadequate and with a change of the system or regulator parameters can lead to system instability. It is better for research and educational purposes to have a real FO controlled object which we can identify (Dorčák et al., 1996; Podlubný, 1998) and which we can use to compare different types of integer- and fractional-order controllers (Vinagre et al., 2001; Petráš et al., 2001; Dorčák et al., 2006; etc.).

<sup>1</sup> doc. Ing. Eubomír Dorčák, CSc., doc. Ing. Ján Terpák, CSc., doc. Ing. Ivo Petráš, PhD., Department of Applied Informatics and Process Control, BERG Faculty, Technical University of Košice, B. Němcovej 3, Košice, Slovak Republic, [lubomir.dorcak@tuke.sk](mailto:lubomir.dorcak@tuke.sk)

<sup>2</sup> Ing. Františka Dorčáková, PhD., Institute of Materials Research of the Slovak Academy of Sciences, Watsonova 47, Košice, Slovakia (Recenzovaná a revidovaná verzia dodaná 15. 9. 2007)

### Methods of description and solution of fractional order systems

In the time domain we can describe FO systems by an FO differential equation or by systems of FO differential equations. Very frequent, as a model of the controlled system in control theory, is the following three-term FO differential equation

$$a_2 y^{(\alpha)}(t) + a_1 y^{(\beta)}(t) + a_0 y(t) = u(t), \tag{1}$$

where  $\alpha, \beta$  are generally real numbers,  $a_2, a_1, a_0$  are arbitrary constants. For one kind of our final desired FO controlled objects they have the following values  $\alpha = 2.2, \beta = 0.9, a_2 = 0.8, a_1 = 0.5, a_0 = 1$ . In the case  $a_2 = 0$  we have two-term FO differential equation. Analytical solution of FO differential equations [Podlubný 1994, 1999] is rather complicated. More convenient are numerical solutions. In general, there are two discretization methods: direct discretization and indirect discretization. We will consider the direct methods – first is a power series expansion (PSE), second is continued fraction expansion (CFE). The PSE method is based on the Grunwald-Letnikov (GL) definition of the differ-integral operator

$${}_a D_t^r f(t) = \lim_{T \rightarrow 0} \frac{1}{T^r} \sum_{j=0}^{\lfloor \frac{t-a}{T} \rfloor} b_j^{(r)} f(t-jT) = \lim_{T \rightarrow 0} \frac{1}{T^r} \Delta_T^r f(t), \tag{2}$$

where  $\lfloor x \rfloor$  means the integer part of  $x$ ,  $\Delta_T^r f(t)$  is the generalized finite difference of order  $r$  and time step  $T$ ,  $b_j^{(r)}$  are binomial coefficients  $b_0^{(r)} = 1, b_j^{(r)} = (1 - (1 + (\pm r)) / j) b_{j-1}^{(r)}$ . Using GL definition (2) we can derive (Dorčák, 1994) explicit equation for the numerical solution of equation (1) and corresponding analytical solution derived from analytical solutions (Podlubný, 1994):

$$y_k = \frac{u_k - a_1 T^{-\beta} \sum_{i=1}^k b_i y_{k-i}}{a_1 T^{-\beta} + a_0}, \quad k = 1, 2, \dots \quad \text{for } \beta = (0, 1), \quad k = 2, 3, \dots \quad \text{for } \beta = (1, 2) \tag{3}$$

$$y(t) = \frac{1}{a_1} t^\beta E_{\beta, \beta+1} \left( -\frac{a_0}{a_1} t^\beta \right), \quad E_{\alpha, \beta}(z) = \sum_{k=0}^{\infty} \frac{z^k}{\Gamma(\alpha k + \beta)} \tag{4}$$

Of course, for special cases  $\beta=1$  or  $2$  we have also the following classical analytical solutions of two-term FOE:  $y(t) = 1/a_0(1 - \exp(-a_0/a_1 t)), y(t) = 1/a_0(1 - \cos((a_0/a_1)^{1/2} t))$ .

The second discretization method is based on continued fraction expansion (CFE). As generating function we can use a simple Euler's backward difference, the Tustin rule, the Simpson rule or the Al-Alaoui operator, which is mixed scheme of Euler's rule and the Tustin trapezoidal rule. Muir recursion applied to the Tustin generating function (GF) and CFE applied to the Tustin or Al-Alaoui GF leads to the following approximations of the FO differentiator/integrator:

$$D^{\pm\delta}(z) = \left( \frac{K_1}{K_2 T} \right)^{\pm\delta} \lim_{n \rightarrow \infty} \left( \frac{A_n(z^{-1}, +\delta)}{A_n(z^{-1}, -\delta)} \right) = \left( \frac{K_1}{K_2 T} \right)^{\pm\delta} \frac{P_n(z^{-1}, +\delta)}{Q_n(z^{-1}, -\delta)} \tag{5}$$

$$D^{\pm\delta}(z) = \left( \frac{K_1}{K_2 T} \right)^{\pm\delta} \text{CFE} \left\{ \left( \frac{1 - z^{-1}}{1 + z^{-1}/K_2} \right)^{\pm\delta} \right\}_{p,q} = \left( \frac{K_1}{K_2 T} \right)^{\pm\delta} \frac{P_p(z^{-1})}{Q_q(z^{-1})} \tag{5}$$

where  $T$  is the time step or sample period,  $\delta$  is the order of differentiator or integrator,  $K_1$  and  $K_2$  are the constants according to the GF ( $K_1=2, K_2=1$  for the Tustin GF,  $K_1=8, K_2=7$  for the Al-Alaoui GF) (Dorčák, 1994),  $P$  and  $Q$  are polynomials of degrees  $p$  and  $q$ , respectively, in the variable  $z^{-1}$  ( $n=p=q$  for Muir recursion).

### Realization of fractional-order systems

The fractional-order integro-differential operator we can design and built on the principle clearly visible on Fig. 1. The basic element of this circuit is the appropriate impedance  $Z$  – so called fractance in the first stage, which along with resistance  $R_1$  defines the fractional-order of the operator. The function of the second stage is to determine the required gain of the whole FO operator or to compensate the gain of the first stage (Fig. 1).

Above mentioned continuous fraction expansions (CFE) (Chen et al., 2002; Petráš et al., 2002a; Vinagre et al., 2001; Dorčák, 1994; etc.), are also used as a tool for designing circuits for analogue realizations of FO dynamical systems (Kvasil et al., 1967; Petráš et al., 2001; Podlubný et al., 2002; Petráš et al., 2002b; Dorčák 1994; etc).

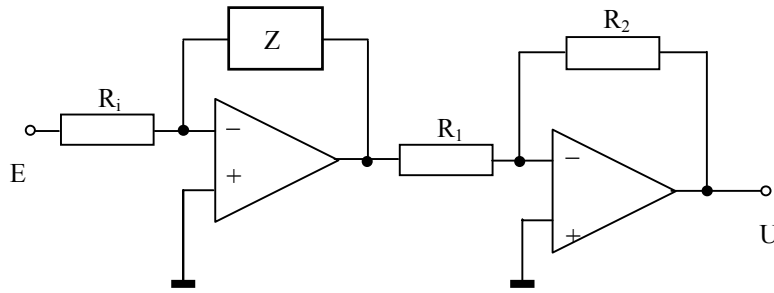


Fig. 1. Diagram of the electronic realization of the fractional-order operator.

The resulting discrete transfer function of e.g. Tustin's rule, can be expressed as

$$D^{\pm\beta}(z) = \frac{Y(z)}{U(z)} = \left(\frac{2}{T}\right)^{\pm\beta} \text{CFE} \left\{ \left( \frac{1-z^{-1}}{1+z^{-1}} \right)^{\pm\beta} \right\}_{p,q} = \left(\frac{2}{T}\right)^{\pm r} \frac{P_p^\beta(z^{-1})}{Q_q^\beta(z^{-1})}, \quad (6)$$

where  $Y(z)$  and  $U(z)$  are Z transforms of the output and input sequences  $y(nT)$ ,  $u(nT)$ .  $P$  and  $Q$  are polynomials of degrees  $p$  and  $q$ , respectively, in the variable  $z^{-1}$ .

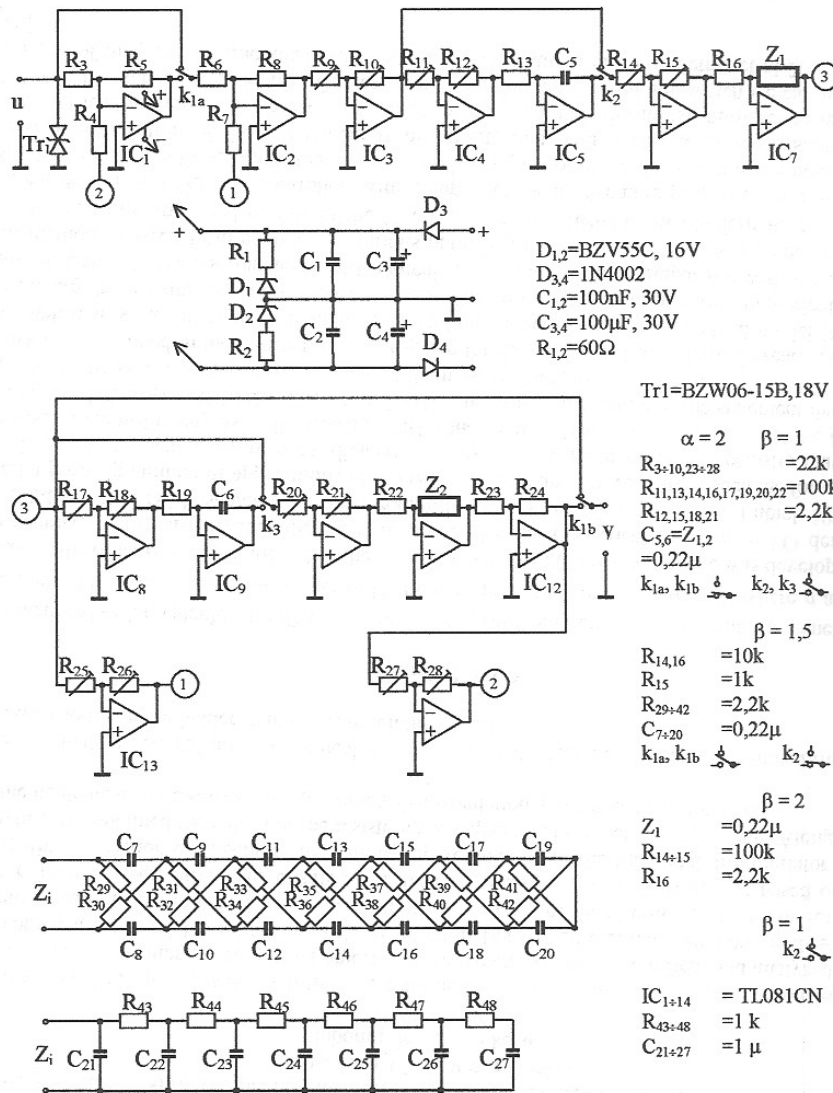


Fig. 2. Diagram of electronic connection of the fractional-order system (1) and fractances.

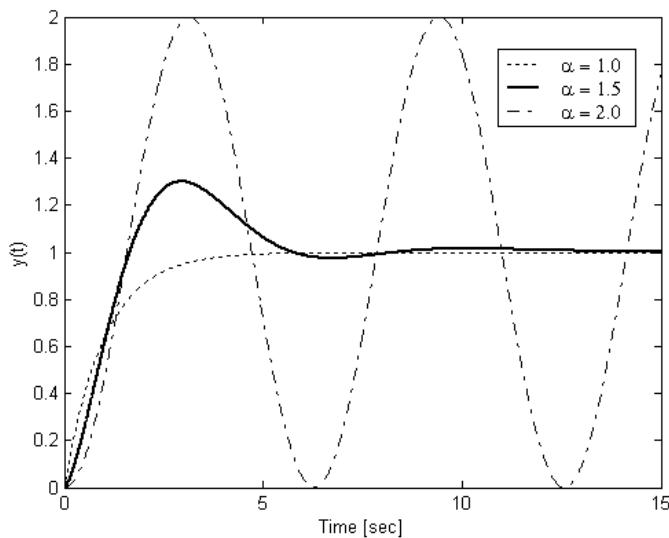
The basic types of impedances  $Z$  for linear circuits for simulation of FO integro-differential operator are domino ladder, transmission line circuit (Fig. 2) or symmetrical domino ladder and tree circuits. The use of CFE allows the unification of the design of the two types of circuits for analogue simulation of FO systems, namely the domino ladder circuit and tree circuit. Truncated CFE gives a rational approximation, which does not require any further transformation. The values of the electronic elements, which are necessary for building a fractance, are then determined from the coefficients of the obtained finite continued fraction. If all coefficients are positive, then the fractance can be made of classical elements (resistors and capacitors) (Petráš et al., 2002b).

Using the FO integrator and the method of successive iteration of the highest derivative ( $\alpha$ ) of the output variable  $y^{(\alpha)}(t)$  expressed from the equation (1) we can design the diagram depicted in Fig. 2.

While in mathematical methods described by (3), (4) we have not so strong limitation for the order of the FO derivatives, for electronic realization of the FO derivatives we have the following limitation for the derivative order  $\beta \in (0, 1)$ . Therefore we must combine integer- and fractional-order differentiators for the electronic realization (Fig. 2) of the possible systems described by FO differential equation (1).

We can simulate then with circuit depicted in Fig. 2, Fig. 5 some different types of integer- and fractional-order systems for  $\alpha$  and  $\beta \in (0, 2)$ . Firstly we compare in this article the non-typical case of two-term FO differential equation with  $\beta=1.5$ ,  $a_1 = 1$ ,  $a_0 = 1$ . We have also tested special cases with  $\beta=1$  and 2. In Fig. 3 and in Fig. 4 are depicted unit step responses and corresponding Bode plots of the FDEs. Very interesting is the fact, that the two terms FO system (1) for  $a_2 = 0$  and  $\beta \in (1, 2)$  has an oscillatory behaviour, because of the characteristic equation has a couple of complex-conjugate roots.

Behaviours of the fractional-order system (1) for special case of  $\beta = 1$ ,  $a_2 = 0$  and e.g.  $\alpha = 0$ ,  $a_1 = 0.5$ ,  $a_0 = 1$  measured on the analogue electronic realization looks of course like the behaviours of the classical first order system. Behaviour of the FO integro-differential operator (integrator) alone (Fig. 1) to the unit step response for  $\beta=0.5$  and gain 0.58 is depicted in Fig. 6.



The steps response of our well-known system (1) for  $\alpha = 2.2$ ,  $\beta = 0.9$ ,  $a_2 = 0.8$ ,  $a_1 = 0.5$ ,  $a_0 = 1$  are depicted in Fig. 7 and corresponding Bode plots in Fig. 8.

The described method works for arbitrary orders of the FO operator, but the circuit elements with computed values are not usually available. Suitable for realization with standard resistors and capacitors is operator of the orders  $\beta = 0.5$ ,  $\beta = 1.9$ , etc. The very important task for the future is to investigate the methods for design of the arbitrary real orders.

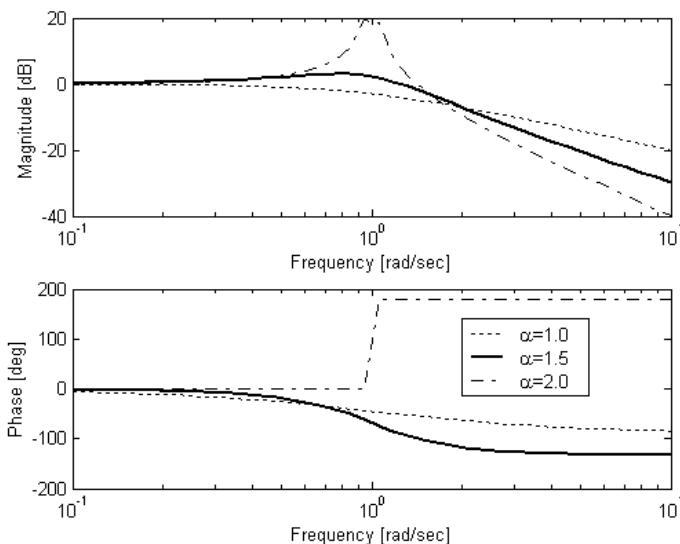


Fig. 3. Unit step responses.

"

"

"

Fig. 4. Bode plots of the FDEs.




Fig. 5. Photo of the analogue electronic realization of the FO controlled object.

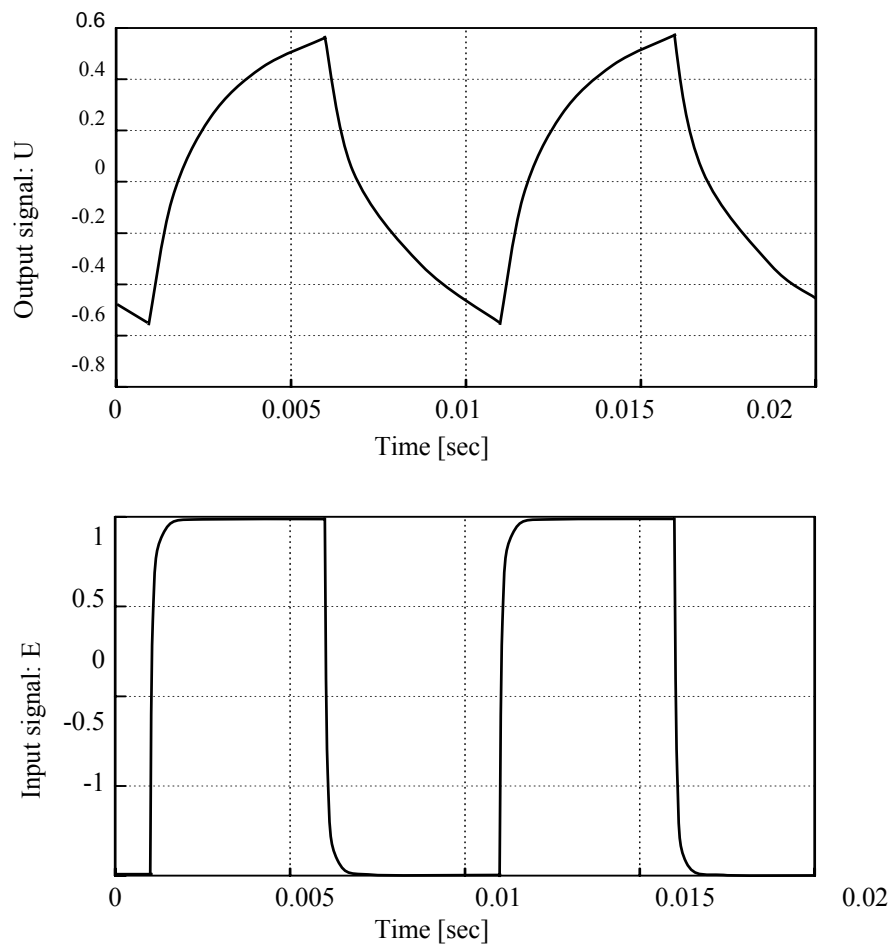


Fig. 6. Unit step responses of the fractional-order integrator.

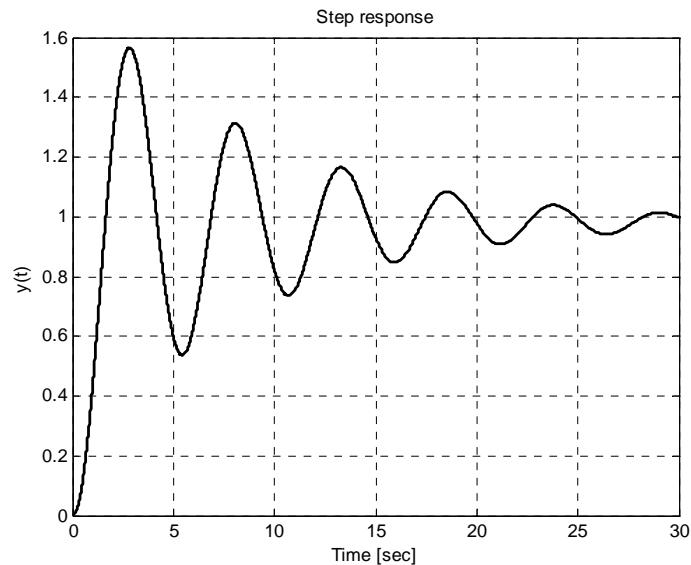


Fig. 7. Unit step response.

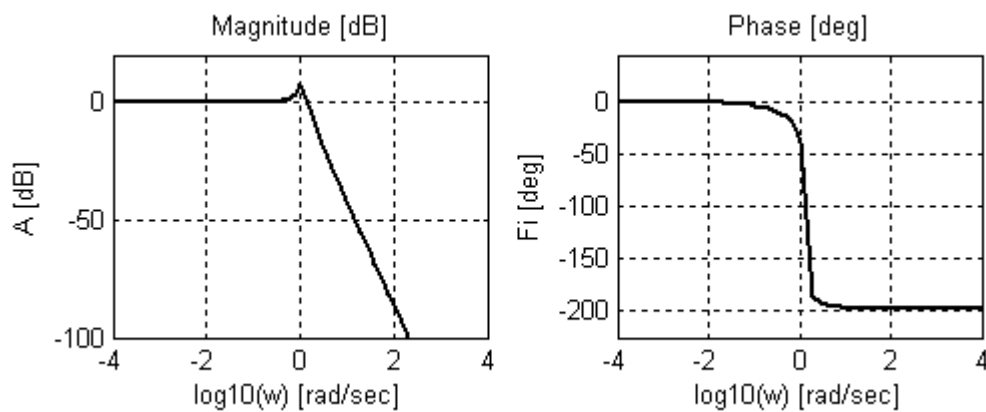


Fig. 8. Bode plots.

### Conclusions

In this article we have presented the electronic (analogue) realization of the fractional-order systems, controllers or controlled objects. The electronic realization of the fractional derivative is based on the continued fraction expansion of the rational approximation of the fractional differentiator from which we obtained the values of the resistors and capacitors of the electronic circuit.

The presented method works for arbitrary orders of the FO operator, but the circuit elements with computed values are not usually realizable with standard resistors and capacitors. The very important task for the future is to investigate the methods for design of the arbitrary real orders.

*This work was supported by grants VEGA 1/2179/05, 1/2160/05, 1/3132/06, 1/2167/05 from the Slovak Grant Agency for Science.*

### References

- Oldham, K. B., Spanier, J.: *The Fractional Calculus. Academic Press, New York, 1974.*
- Samko, S. G., Kilbas, A. A., Marichev, O. I.: *Fractional integrals and derivatives and some of their applications. Nauka i tehnika, Minsk, 1987.*

- Dorčák, L.: Numerical Models for Simulation the Fractional-Order Control Systems. *UEF SAV, The Academy of Sciences, Inst. of Exp. Ph., Košice, Slovak Rep. 1994.*
- Podlubny, I.: The Laplace Transform Method for Linear Differential Equations of the FO. *UEF-02-94, The Academy of Scien. Inst. of Exp. Phys., Košice, 1994, 32 p.*
- Podlubny, I.: Fractional Differential Equations. *Academic Press, San Diego 1999.*
- Manabe, S.: The Non-Integer Integral and its Application to Control Systems. *ETJ of Japan, 6(3-4):83-87,1961.*
- Oustaloup, A.: From Fractality to non Integer Derivation through Recursivity, a Property Common to these two Concepts : A Fundamental Idea from a new Process Control Strategy. *In Proc. of 12th IMACS World Con., Paris, 1988, vol 3, pp. 203-208.*
- Oustaloup, A.: La Dérivation non Entiere. *HERMES, Paris, 1995. (in French).*
- Axtell, M., Bise, E. M.: Fractional Calculus Applications in Control Systems. *In Proc. of the IEEE Nat. Aerospace and Electronics Conf., New York, 1990, pp. 563-566.*
- Dorčák, L., Leško, V., Košťál, I.: Identification of Fractional Order Dynamical Systems. *In 12<sup>th</sup> International Conference on Process Control and Simulation ASRTP'96, September 10 – 13, 1996, Košice, Slovak Republic, vol I, pp. 62-68.*
- Podlubny, I.: On Identification of Fractional-Order Dynamic Systems. *In Proceed. of the 3<sup>rd</sup> Scientific-Technical Conference, Process Control'98, Kouty nad Desnou, Czech Republic, vol. 1, 1998, p. 328-331.*
- Vinagre, B. M., Podlubny, I., Hernandez, A., Feliu, V.: Some approximations of fractional order operators used in control theory and applications. *Fractional Calculus & Applied Analysis, vol. 3, no. 3, 2000, p. 945-950.*
- Chen, Y.Q, Moore, K.L.: Discretization schemes for fractional – order differentiators and integrators. *IEEE Trans. On Circuits and Systems – I: Fundamental Theory and Applications, vol. 49, no. 3, 2002, p. 363 - 367.*
- Lubich, CH.: Discretized fractional calculus. *SIAM J. Math. Anal., vol. 17, no.3, 1986,pp. 704-719.*
- Diethelm, K.: An Algorithm for the Numerical Solution of Differential Equations of Fractional Order. *Elec. Trans. On Num. Analysis, vol. 5, pp.1-6, 1997.*
- Petráš, I., Vinagre, B. M., Dorčák, L., Feliu, V.: Fractional Digital Control of Heat Solid : Experimental Results. *Proc. of 3th Int. Carpathian Control Conference, Ostrava-Beskydy, Czech Republic, May 27-30, 2002, ISBN 80-248-0089-6, p. 365-370.*
- Vinagre, B.M., Petráš, I., Merchan, P., Dorčák, L.: Two digital realizations of fractional controllers: Application to temperature control of a solid. *Proc. of the ECC'2001, September 4-7, Seminario de Vilar, Porto, Portugal, pp. 1764-1767.*
- Petráš, I., Podlubný, I., O'Leary, P., Dorčák, L.: Analogue fractional-order controllers: Realization, tuning and implementation, *In: Proceedings of ICC'2001, Krynica, Poland, May 22 - 25, 2001, ISBN 83-91340-07-4, p. 9 - 14.*
- Podlubný, I., Petráš, I., Vinagre, B.M., O'Leary, P., Dorčák, L.: Analogue Realizations of FO Controllers, *Special Issue of Fractional Order Calculus and its Applications, Nonlinear Dynamics, Kluwer Academic Publishers, 2002,29, p. 281-296.*
- Petráš, I., Podlubný, I., O'Leary, P., Dorčák, L., Vinagre, B. M.: Analog Realizations of Fractional Order Controllers, *F BERG, TU Košice, 2002, ISBN 80-7099-627-7, 84 p.*
- Dorčák, L., Petráš, I., Terpák, J., Zborovjan, M.: Comparison of the Methods for Discrete Approximation of the Fractional–Order Operator. *4th Int. Carpathian Control Conference, Tatranská Lomnica, 2003, Slovak Republic, May 26-29, 2003, p. 851-856.*
- Kvasil, J., Čajka, J.: An Introduction to Synthesis of Linear Circuits, *SNTL/ALFA, Prague, 1981.*
- Dorčák, L., Petráš, I., Terpák, J.: Design of the fractional-order  $PI^{\lambda}D^{\mu}$  Controller, *In: ICC'2006 : Proceedings of 7th international Carpathian control conference, Rožnov pod Radhoštěm, Czech Republic, May 29-31, 2006, Ostrava: Vysoká Škola Báňská – Technická Univerzita Ostrava, 2006, ISBN 80-248-1066-2, p.121-124.*