

INVERSION CLINES IN NATURAL POPULATIONS OF *Drosophila pseudoobscura* FROM MEXICO

Víctor M. SALCEDA¹ and Judith GUZMÁN²

¹Departamento de Biología, Instituto Nacional de Investigaciones Nucleares. Mexico

²Centro de Ciencias de la Atmósfera, Universidad Nacional Autónoma de México

Salceda V. and J.Guzman (2010): *Inversion clines in natural populations of Drosophila pseudoobscura from Mexico.*- Genetika, Vol 42, No. 1, 67 – 78.

Chromosomal polymorphism in natural populations of *Drosophila pseudoobscura* have been broadly studied in the USA but scarcely in Mexico where only about 60 localities have been analyzed. Differences among both regions are notorious with respect to their chromosomal constitution. Northern populations, those of USA, have as representative inversions the sequences ST, AR and CH contrasting with those in Southern populations (Mexico) in which prevail the gene arrangements TL, CU and SC. Assuming as a probable mechanism that has allowed these substitutions the flow generated by the presence of a North - South clines, we took as a

Corresponding author: dr Victor Salceda, Departamento de Biología, Instituto Nacional de Investigaciones Nucleares. Carretera México-Toluca S/N, La Marquesa, Ocoyoacac, MEXICO, C.P. 52750. vmss@nuclear.inin.mx

goal find out if such clines really exist. With that objective in mind we studied 29 populations of this species distributed along four North - South transects. Specimens of *D. pseudoobscura* caught by attracting them with fermenting bananas were carried to the laboratory where from each female an isofemale line was established. When their offspring appeared a single larva from each isofemale was taken, its salivary glands extracted and stained with a solution of lacto- aceto- orcein, by these means the polytene chromosomes were obtained. On these chromosomes we identified, for each larva, the inversion (s) carried in the third chromosome, in such a way 3439 third chromosomes were analyzed. Among the 29 localities we identified 17 different inversions but the number of them varied from population to population from three to eleven. Relative frequencies of each inversion at every location were calculated and with them for each transect the presence or absence of clines was determined. Among each transect the existence of clines was observed only between two or three near by populations, but we were not able to find a clear manifestation of the presence of clines along a complete transect. Our results at this respect are similar to those previously reported for USA populations. A mechanism that explains North – South substitutions of predominant inversions remains as open question.

Key words: *Drosophila*, inversions, geographical clines.

INTRODUCTION

Naturally occurring inversions are widespread in the genus *Drosophila* and were indirectly detected as early as 1917 by STURTEVANT, more than half of the *Drosophila* species up to now examined are naturally polymorphic for inversions in one or more chromosome arms. These polymorphisms display an interesting geographical differentiation. The first species to be studied at this respect and probably the best studied is *Drosophila pseudoobscura*, for a detailed review see DOBZHANSKY and POWELL (1975) and POWELL (1992).

Drosophila pseudoobscura is polymorphic for its third chromosome and has a geographical distribution which goes from British Columbia in Canada, Western USA, Mexico and Guatemala and a small colony near Bogotá in Colombia (DOBZHANSKY *et al.* 1963), inhabiting mainly coniferous forests and mixtures of other temperate trees as well as areas covered with chaparral; depending on the locality in altitudes from sea level up to 3000 meters above sea level.

The inversion polymorphism of this species is primary in the third chromosome as seen in the polytene chromosomes and with up to 40 different gene arrangements, all of them paracentric inversions.

The degree of chromosomal polymorphism in natural populations of the species along the Mexican territory has been reported by several authors, among them we have those realized by DOBZHANSKY (1939, 1948), DOBZHANSKY *et al.*

(1975), GUZMÁN *et al.* (2005), LEVINE *et al.* (1995), OLVERA *et al.* (1979, 2005) and SALCEDA *et al.* (2007a,b).

Other aspects dealing with the distribution of inversions is that concerning the presence of clines or gradients, the gradual directional changes in frequency on adjacent localities.

The presence of clines is evident in several species of *Drosophila*, for instance the studies in European populations of *D. subobscura* reviewed by KRIMBAS and LOUKAS (1980) and KRIMBAS (1992, 1993) and those done by DOBZHANSKY and EPLING (1944) in American and Mexican populations of *D. pseudoobscura*. Other known studies in Mexican populations of *D. pseudoobscura* are: GUZMÁN *et al.* (1993, 2005), OLVERA *et al.* (2005) and SALCEDA and ESPINOZA-VELÁZQUEZ (2006a, b), the three former reports correspond to East-West clines at long distances and the latter to clines in near by populations.

Now, considering that in Northern populations the prevailing inversions are ST, AR and CH and in Southern ones prevail TL, CU and SC, we assume that the mechanism with conferred such substitution is the presence of North-South clines, so we decided to analyze such possibility in several populations of this species along the Mexican territory.

MATERIALS AND METHODS

During 2000-2004 populations samples of *D. pseudoobscura* were taken along the major part of distribution of the species in Mexico. Specimens were collected in 29 locations and grouped into four regions according to a corresponding four North-South transects as follow: The 29 localities were distributed into four groups or transects arranged according to representative meridians as follow: transect "A" includes longitudes 92° - 96° 59' W, transect "B" from 97° to 98° 59' W, transect "C" 99° - 101° 59' W and transect "D" 102° - 106° W. Tables 1 to 4 show this grouping and includes: locality, relative frequencies of each of those more abundant inversions and sample size; all these in their corresponding North-South transect. All this was done for easiness for analyzing the data in such a way as to include in few groups as much as possible localities that could share close or related environments hoping that this clustering could be the best option to analyze the information.

Each collecting trip lasted for a week to assure a good sample size, even do they were of variable sample size. Flies were captured using as traps 25-30 plastic buckets containing fermenting banana as bait and scattered in the locality to cover a large area. When flies started to visit them, we did collecting rounds at regular intervals, 15-20 minutes, from sunrise to 9.00 h and from 17.00 h until darkness during the five days of collection. Flies were caught using an entomological net, sorted to separate those *D. pseudoobscura* from other species, then placed into glass vials with fresh food in groups of 20-30 individuals per vial, females and males in separate groups to prevent double insemination, and kept there until the arrival to the laboratory in Mexico City.

Once in the laboratory, each female was put in an individual flask with fresh food and left them to incubate for a week; when the number of captured females was small, also the males were used, in these cases each male was crossed individually with 2-3 females from the laboratory stocks EP/EP (Estes Park / Estes Park) or TL/TL (Tree Line / Tree Line) chromosomal constitution. A week latter, when larvae started to crawl out the culture bottle, adults were transferred to a new bottle with fresh medium to serve as a reserve and to the original culture we added drops of a heavy solution of live yeast to assure ample nourishment for the larvae and consequently large polytene chromosomes. At the appearance of third instance larvae, a single larva was taken from each culture and it was dissected with the aid of a stereoscopic microscope; salivary glands extracted and stained for 3-4 minutes in a 2 % solution of lacto-aceto-orceine and the smears prepared for each isofemale culture. Smears were analyzed using a light microscope and the karyotype of each larva determined with the help of an atlas and figures provided in DOBZHANSKY and EPLING (1944), KASTRITSIS and CRUMPACKER (1966, 1967) and OLVERA *et al.* (1979). After all determinations were done for each collection, we calculated the relative frequency of each inversion and with them the corresponding tables and figures were built.

The medium employed was prepared with a mixture of agar-sugar-corn flour-yeast of regular use in our laboratory and all cultures kept at $25 \pm 1^\circ \text{C}$ and 65 % of relative humidity.

RESULTS

Considering the 29 localities sampled, a grand total of 3439 third chromosomes were analyzed, this is the data we will describe. Throughout the study we found 16 different gene arrangements including a new one not yet described, these inversions were previously described by DOBZHANSKY and EPLING (1944) and OLVERA *et al.* (1979), their corresponding identification are given by their names as follow: Tree Line (TL), Cuernavaca (CU), Santa Cruz (SC), Estes Park (EP), Olympic (OL), Oaxaca (OA), Hidalgo (HI), Pikes Peak (PP), Chiricahua (CH), Standard (ST), Arrow Head (AR), Tarasco (TA), Ozumba (OZ), Iztaccíuatl (IZ) and Pátzcuaro (PA), here listed in decreasing order of their global abundance and presented in Tables 1 – 4. The data here analyzed shows evidence for differences in relative frequency in chromosomal inversions in some of the populations sampled. Also is important to mention that not all the inversions are present in all populations since the number of them varied from three to eleven per locality. Taken this in account in tables we present only relative frequencies of the six more representative inversions and include the remaining as “OTHERS”.

DISCUSSION

First we must point out that most of the populations of *D. pseudoobscura* up to now studied for chromosomal polymorphism exhibit a pattern in which a pair of inversions cover up to 90% and represent the dominant pair of the sample and the

remaining ten percent is divided in three, four or more inversions present in that particular population. Those populations now analyzed present in general the same pattern with some peculiarities inherent to each population.

Let now show how the relative frequencies behave on each group. In transect "A" we found 4-5 different inversions in them inversion TL is the dominant one and form a pair with CU in Oaxaca the northern population but as we moved to the South it was replaced by SC in Ocosingo and reached a maximum in San Cristobal las Casas; gene arrangements EP and OA complete the constitution.

Table 1. Relative frequencies of inversions of *Drosophila pseudoobscura* found in transect "A".

	TL	CU	SC	EP	OA	n
Oaxaca	35.7	54.1	7.1	2.0	1.0	98
Ocosingo	45.5	1.6	41.5	9.8	1.6	123
S.C.Casas	33.3	1.3	61.5	3.9	---	78

(Tree Line = TL; Cuernavaca = CU; Santa Cruz = SC; Estes Park = EP; Olympic = OL; Oaxaca =OA; n = sample size

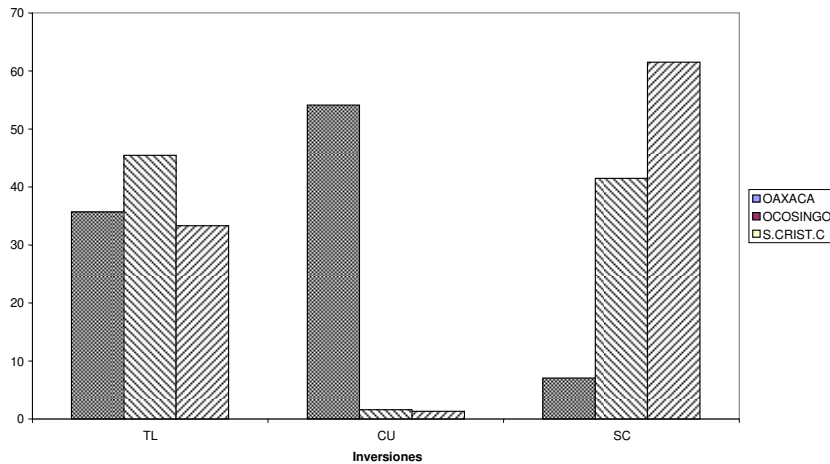


Figure 1.- Graphic representation of changes in relative frequency of dominant inversions of *Drosophila pseudoobscura* in transect "A".

Transect "B", in this area we observed an average of six different inversions, of them, only TL and CU that complement each other as a dominant pair, showed some changes in frequency as we go from North to South, these changes are

not consistent as to define a cline and they could be due to different times of collection, the remaining inversions did not show considerable changes.

Table 2. Relative frequencies of inversions of *Drosophila pseudoobscura* found in transect "B". (Symbols as in Table 1)

	TL	CU	SC	EP	OL	OA	others	n
Lobo	54.6	14.6	9.1	1.8	12.7	1.8	5.4	55
Pinal	56.9	6.3	4.9	---	25.0	---	7.0	144
Tulancingo	67.6	22.9	---	6.3	2.5	0.4	0.4	240
C. Nuclear	66.2	21.1	---	12.7	---	---	---	71
Amecameca	39.0	48.0	2.5	8.0	1.0	1.5	---	200
Malinche	66.3	20.2	---	9.0	1.1	2.3	1.1	89
Seco	47.4	39.6	5.8	5.2	1.4	0.4	0.2	515
Perla	59.7	32.2	2.7	4.7	0.7	---	---	149
F. de Caballo	32.7	53.3	7.5	0.9	1.9	2.8	0.9	107

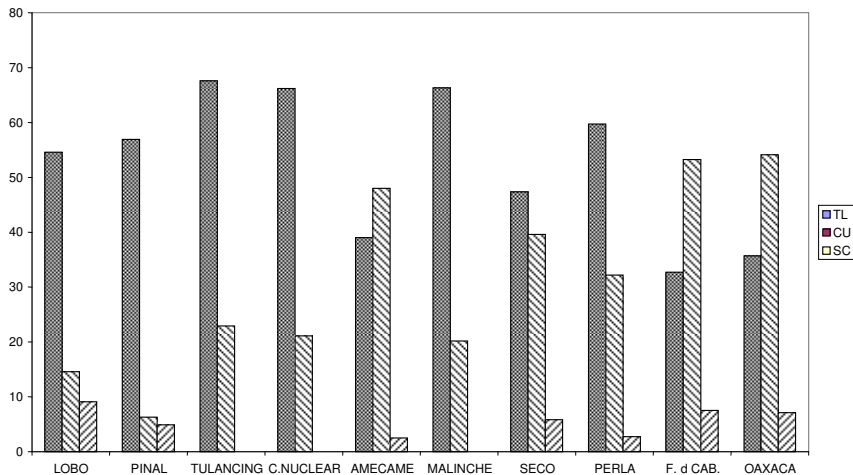


Figure 2.- Graphic representation of changes in relative frequency of dominant inversions of *Drosophila pseudoobscura* in transect "B".

In transect "C" we found between six and eleven different inversions depending on the locality. This transect presented notorious changes as we moved North- South, so in the northern most population inversions SC, EP and PP showed to be dominant but in moving South such condition changed and they were substituted by TL, CU and OL, further South a new substitution occurred been now dominant inversions TL, CU and SC, then a new change OL instead SC and finally

TL, CU and SC as dominant representatives. In all cases minor contributions of 3-4 inversions are present.

Table 3. Relative frequencies of inversions of *Drosophila pseudoobscura* found in transect "C". (Symbols as in Table 1)

	TL	CU	SC	EP	OL	OA	PP	others	n
C. de Caballo	9.7	6.4	32.3	22.6	---	9.7	19.4	---	31
Lirios	35.7	23.1	10.5	5.6	23.8	1.4	---	---	143
Matehuala	34.3	14.3	5.7	14.3	20.0	---	8.6	2.9	35
Jerez	30.9	7.1	33.3	11.9	2.4	4.8	---	9.6	42
Congoja	36.3	2.9	42.6	2.1	4.6	2.6	---	9.1	240
Río Verde	59.3	5.4	2.8	7.6	22.4	1.0	---	1.6	317
Reyes	51.6	3.2	16.1	6.5	22.6	---	---	---	31
T. Nueva	57.2	8.7	28.3	---	10.9	---	---	---	46
Huimilpan	45.2	26.2	4.8	4.8	14.3	2.4	---	2.4	42
Victoria	30.9	16.2	29.4	1.5	2.9	7.4	---	11.8	68
Zirahuén	30.5	25.7	20.9	10.5	2.9	9.5	---	---	105

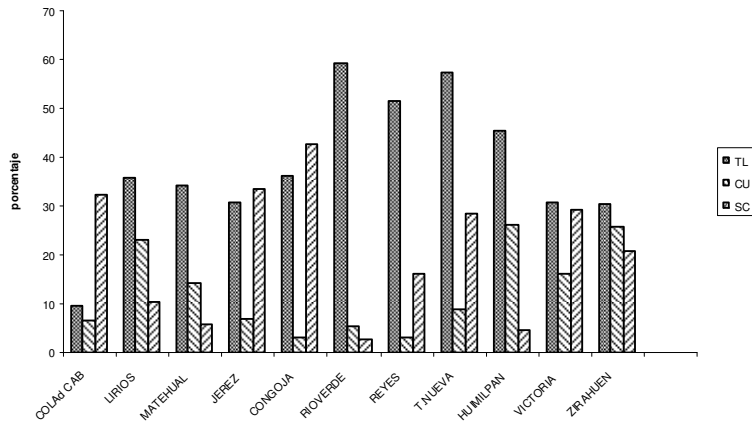


Figure 3.- Graphic representation of changes in relative frequency of dominant inversions of *Drosophila pseudoobscura* in transect "C".

In transect "D" we found as main components, in the Northern populations, inversions TL, SC and OL they were substituted in dominance by inversions SC and CH, later a change occurred with a rise of TL and very similar values for the remaining five inversions.

Table 4. Relative frequencies of inversions of *Drosophila pseudoobscura* found in transect "D". (Symbols as in Table 1)

	TL	CU	SC	EP	OL	OA	CH	others	n
Torreón	36.6	11.6	16.1	9.8	16-1	---	---	9.8	112
Presidio	17.1	7.3	31.7	---	4.9	---	26.8	12.1	41
Diego de A.	8.5	---	48.9	6.4	2.1	---	19.2	14.8	47
Presa	5.6	3.7	55.6	---	---	---	18.5	16.8	54
Valparaiso	34.9	6.8	6.8	2.7	3.4	5.5	---	8.3	146
Cd. Guzmán	21.4	8.6	8.6	5.7	1.4	2.9	---	1.4	70

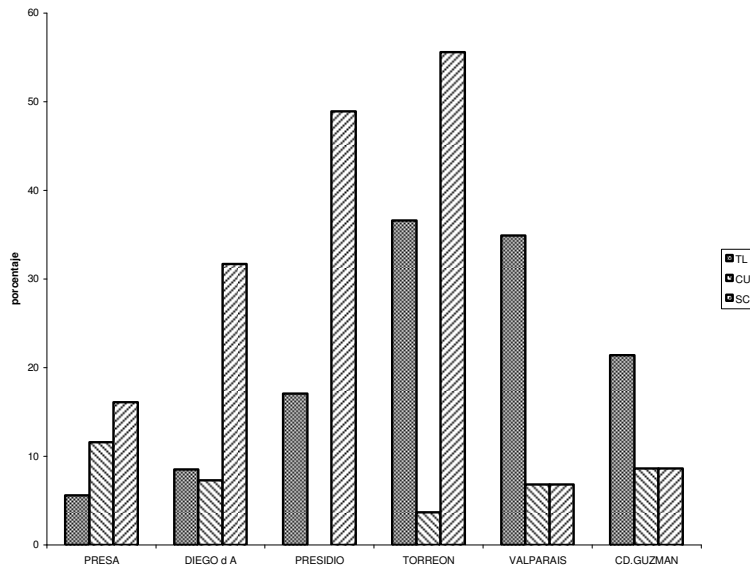


Figure 4.- Graphic representation of changes in relative frequency of dominant inversions of *Drosophila pseudoobscura* in transect "D".

This short account on differential changes in relative frequency of the inversions involved in each transect, easy seen in tables, shows what complicated is the response of each inversion in different localities and consequently clear presence of cline in a North-South direction is hard to demonstrate actually we did not find it. Is well known that observed clines for relative frequency of different inversions, as another feature of this and other species of *Drosophila* could be considered as a clear effect of selection as response to differential changes of environment, POWELL

(1990), but among the populations here analyzed we did not find a clear evidence of clines in North-South direction, at least when we took a whole transect since occasionally in some sections of a transect, going South from one locality to the next, some changes were observed that could show a possible directional trend, for example in transect "A" it clearly showed a cline in which inversion CU is substituted by SC; transect "B" did not show any evidence of trend and always presented as main components inversions TL and CU; in transect "C" we did not observe what could be a trend but instead some substitutions of inversions in they relative frequency for instance inversions PP and EP were substituted as they frequencies concern by rises in inversions TL, SC or OL.

In transect "D" it seems that the main components in the North are TL, SC and CU but TL and CU were substituted by CH in the middle localities and in the Southern populations again TL, CU and SC remain as main components.

Finally we must mention that East-West clines have been reported by LEVITAN (1990) in *D. robusta*, and in *D. pseudoobscura* in several transects in populations of this species in USA by DOBSHANZKY and EPLING (1944), and in Mexico GUZMÁN *et al.* (1993 and 2005) and OLVERA *et al.* (2005). Of interest is the case reported by KRIMBAS (1990) that in *D. subobscura* three different kinds of clines have been observed they are North-South, East-West and Central-Marginal, and also is the information of SOULÉ (1973) who found that among 16 species analyzed for clines 15 showed central-marginal clines. Studies of DOBSHANZKY and EPLING (1944) and of POWELL (1990) in *D. persimilis*, who shares most of its distribution with *D. pseudoobscura*, demonstrated that this species shows North-South clines but not East-West. In the 29 different population here studied in search of North-South clines, no clear evidence was found, however, this same 29 populations in most of the cases showed clines in an East-West direction. We assume that this absence could be ascribed in the first place by the random way in which collections were done and suggest a possibility to find it if we do new collections, taking care at choosing the localities that share the very same meridian and located at considerable distances from each other orientated North-South. Anyway we showed that these Mexican populations behave similarly to those from USA for this trait not showing clines in this direction. Other mechanisms that explain how the different inversions are substituted must be investigated.

We also suggest that new studies are necessary to really find mechanism that allowed the gradual substitution of one inversion for other as the species moved in North-South direction and complete its actual distribution.

ACKNOWLEDGEMENTS

The authors gratefully acknowledge the continuous support of the authorities of ININ during the course of this study. Particular thanks are given to CONACyT for partial support for this study by Contract 31736-N to VMS.

Received November 12th, 2009

Accepted January 18th, 2010

REFERENCES

- DOBZHANSKY, TH. (1939): Genetics of natural populations. IV. Mexican and Guatemalan populations of *Drosophila pseudoobscura*. *Genetics* 24: 391-412.
- DOBZHANSKY, TH. (1948): Chromosomal variation of *Drosophila pseudoobscura* which inhabit Northern Mexico. *Am. Nat.* 82: 97-106.
- DOBZHANSKY, TH. and C. EPLING. (1944): Contribution to the genetics, taxonomy and ecology of *Drosophila pseudoobscura* and its relatives. *Carnegie Inst. Washington, Publ.* 554, 183p.
- DOBZHANSKY, TH., A.S. HUNTER, O. PAVLOVSKY, B. SPASSKY and B. WALLACE. (1963): Genetics of natural populations. XXXI. Genetics of an isolated marginal population of *Drosophila pseudoobscura*. *Genetics* 48: 91-103.
- DOBZHANSKY, TH., R. FÉLIX, J. GUZMÁN, L. LEVINE, O. OLVERA, J.R. POWELL, M.E. DE LA ROSA and V.M. SALCEDA. (1975): Population genetics of Mexican *Drosophila*. I. Chromosomal variation in natural populations of *Drosophila pseudoobscura* from Central Mexico. *J. Heredity* 66: 203-206.
- DOBZHANSKY, TH. and J.R. POWELL (1975): *Drosophila pseudoobscura* and its relatives *Drosophila persimilis* and *Drosophila miranda*. In: R.C. KING (Editor). *Handbook of Genetics* Vol. 3. Plenum Press, New ork, Chapter 20.
- GUZMÁN, J., O. OLVERA, M.E. DE LA ROSA and V.M. SALCEDA (1993). East-West distribution of inversion polymorphism in *Drosophila pseudoobscura*. *Southwestern Nat.* 38: 52-57.
- GUZMÁN, J., V.M. SALCEDA, L. LEVINE and O. OLVERA. (2005): Geographical gradient of chromosomal polymorphism in Mexican populations of *Drosophila pseudoobscura*. *Rev. Int. Contam. Ambient.* 21 (Supl.1): 21-25.
- KASTRITSIS, C.D. and D.W. CRUMPACKER (1966): Gene arrangements in the third chromosome of *Drosophila pseudoobscura*. I. Configurations with tester chromosome. *J. Heredity* 57: 150-158.
- KASTRITSIS, C.D. AND D.W. CRUMPACKER (1967): Gene arrangements in the third chromosome of *Drosophila pseudoobscura*. II. All possible configurations. *J. Heredity* 58: 112-119.
- KRIMBAS, C.B. (1992): The inversion polymorphism of *Drosophila subobscura*. In C.B. KRIMBAS and J.R. POWELL (Editors). *Drosophila Inversion Polymorphism*. C.R.C. Press Boca Raton. Pp 127-220.
- KRIMBAS, C.B. and M. LOUKAS (1980): Inversion polymorphism in *Drosophila subobscura*. *Evol. Biol.* 12: 163-234.
- LEVINE, L., O.OLVERA, J.R. POWELL, R.F. ROCKWELL, M.E. DE LA ROSA, V.M. SALCEDA, W.W. ANDERSON and J. GUZMÁN (1995): Studies on Mexican *Drosophila pseudoobscura*. In L. LEVINE (Editor). *Genetics of Natural Populations. The Continuing Importance of Theodosius Dobzhansky*. Columbia University Press. Pp 109-139.
- LEVITAN, M. (1990): Chromosomal variation in *Drosophila robusta* Sturtevant. In C.B. KRIMBAS and J.R. POWELL (Editors). *Drosophila Inversion Polymorphism*. C.R.C. Press Boca Raton. Pp 221-238.
- OLVERA, O., J.R. POWELL, M.E. DE LA ROSA, V.M. SALCEDA, M.I. GASO, J. GUZMÁN, W.W. ANDERSON and L. LEVINE (1979): Population genetics of Mexican *Drosophila*. VI. Cytogenetics aspects of the inversion polymorphism in *Drosophila pseudoobscura*. *Evolution* 33: 381-395.
- OLVERA, O., V.M. SALCEDA, L. LEVINE and J. GUZMÁN-RINCÓN. (2005): Chromosomal polymorphism of *Drosophila pseudoobscura* from Southern Mexico. *Rev. Int. Contam. Ambient.* 21 (Supl. 1) 27-30.

-
- POWEL, J.R. (1992): Inversion polymorphism in *Drosophila pseudoobscura* and *Drosophila persimilis*. In C.B. KRIMBAS and J.R. POWELL (Editors). *Drosophila Inversion Polymorphism*. C.R.C. Press. Boca Raton. Pp. 73-126.
- SALCEDA, V.M. and J. ESPINOZA-VELÁZQUEZ. (2006^a): Gradientes geográficos para inversiones del cromosoma III de *Drosophila pseudoobscura* (Diptera: Drosophilidae) de México. *Folia Entomol. Mex.* 45 (1): 17-26.
- SALCEDA, V.M. and J. ESPINOZA-VELÁZQUEZ. (2006b): Micro-geographic variation of inversion polymorphism in natural populations of *Drosophila pseudoobscura*. *Genetika* 38 (2): 97-106.
- SALCEDA, V.M., J. GUZMÁN, O.OLVERA and L.LEVINE (2007a): Chromosomal variation in natural populations of *Drosophila pseudoobscura* inhabiting Northern Mexico. *Southwestern Nat.* 52 (3): 430-435.
- SALCEDA, V.M., J. GUZMÁN and O. OLVERA (2007b): Inversion polymorphism in some natural populations of *Drosophila pseudoobscura* from Central Mexico. *Genetika* 39 (3): 343-354.
- STURTEVANT, A.H. (1917): Genetic factors affecting the strength of linkage in *Drosophila*. *Proc. Natl. Acad. Sci. USA.* 3: 555-558.
- SOULÉ, M. (1973): The epistasis cycle: a theory of marginal populations. *Ann. Rev. Ecol. Syst.* 4: 165-187.

INVERZIONE KLINE U PRIRODNIM POPULACIJAMA *Drosophila pseudoobscura* IZ MEKSIKA

Víctor M. SALCEDA¹ i Judith GUZMÁN²

¹Departamento de Biología, Instituto Nacional de Investigaciones Nucleares. Mexico

²Centro de Ciencias de la Atmósfera, Universidad Nacional Autónoma de México.

I z v o d

Hromozomski polimorfizam u prirodnim populacijama *Drosophila pseudoobscura* je ispitivan u Americi ali neznatno u Meksiku gde su analizirani samo oko 60 lokaliteta. Severne populacije, iz Amerike, imaju inverziju ST, AR i CH nasuprot onima iz južnih populacija (Meksiko) u kojima preovladavaju genetički aranžmani TL, CU i SC. Uzimajući kao mogući mehanizam koji je doveo do ovih substitucija tok generisan prisustvom sever-Jug klina, cilj nam je bio da ispitamo da li takve kline postoje. Ispitivano je 29 populacija ove vrste rasporedene duž Sever-Juga. Vrste *D. pseudoobscura* uhvacene sa fermentisanom bananom kao mamcem su prenete u laboratoriju gde je od svake ženke uspostavljena izolacija. Pljuvačne zlezde su izolovane iz pojedinačne larve svake izozenke i obojene rastvorom lacko-acetorocin, što znači da su politeni hromozomi dobijeni. Na tim hromozomima identifikovana je za svaku larvu, inverzija na trećem hromozomu, 3439 trećih hromozoma analizirano. Između 29 lokaliteta identifikovano je 17 različitih inverzija ali je broj varirao od populacije do populacije, od 3 do 11. Relativna frekvencija svake inverzije na svakoj lokaciji je izračunata i za svaku sekciju prisustvo ili odsustvo klina je određeno. Između svih sekcija prisustvo klina je primećeno samo između dve ili tri susedne populacije, ali nismo mogli da nađemo jasno ispoljavanje prisustva klina duž cele sekcije. Naši rezultati su u saglasnosti sa prethodno objavljenim za američke populacije. Mehanizam koji objašnjava Sever-Jug substituciju predominantnih inverzija ostaje otvoreno pitanje.

Primljeno 12. XI. 2009.

Odobreno 18. I. 2010.