



## BLEACHING NEPTUNE BALLS

BONET Maria Angeles<sup>1</sup>, BOU-BEDA Eva<sup>2</sup>,  
MONLLOR PÉREZ Pablo<sup>3</sup>, GISBERT PAYÁ Jaime<sup>4</sup>, DÍAZ GARCÍA Pablo<sup>5</sup>

<sup>1, 2, 3, 4, 5</sup>Universitat Politècnica de València, Textile and Paper Department, Plaza Ferrándiz y Carbonell s/n,  
03801, Alcoy, Spain

Corresponding author: Bonet, M. E-mail: [maboar@txp.upv.es](mailto:maboar@txp.upv.es)

**Abstract:** *Posidonia Oceanic* is a seaweed from Mediterranean Sea and it is more concentrated at the Balearian SEA. This implies the Valencian Community also. It forms vaste underwater meadows in the sea and are part of the Mediterranean ecosystem. It is a seagrass specie with fruits and flowers. Leaves are ribbon-like and they grow in winter and at the end of summer some of them are separated and arrive to some sea line. Fuit is separated and can floate, it is known as “the olive of the sea” mainly in Italy, or as the Neptune Balls. As it can be used in different fields, it is is being studied in order ro have the precitice tests.

*Some authors have reported the manufacturing of fully bio-based comites with a gluten matrix by hot-press molding. And it has been considered as an effective insulator for building industry or even though to determine the presence of mercure in the Mediterranean sea some years ago. As many applications can be designed from that fibres, it has been considered to be bleached in order to used them in fashinable products. Consequently, its original brown color is not the most suitable one and it should be bleached as many other cellulosic fibres.*

*The aim of this paper is to bleache neptune balls however, the inner fibres were not accesible at all and it implied not to bleach the inner fibres in the neptune ball. Further studiesd will consider bleaching the individualised fibres.*

**Key words:** *Fiber, seaweed, Neptune ball, bleaching, and cellulose.*

### 1. INTRODUCTION

*Posidonia Oceanic* is a seaweed from Mediterranean Sea and it is more concentrated at the Balearian SEA. This implies the Valencian Community also. It forms vaste underwater meadows in the sea and are part of the Mediterranean ecosystem. It is a seagrass specie with fruits and flowers. Leaves are ribbon-like and they grow in winter and at the end of summer some of them are separated and arrive to some sea line. Fuit is separated and can floate, it is known as “the olive of the sea” mainly in Italy, or as the Neptune Balls.

Because of a Eurpean directive about Habitats it is considered a Priority Habitat of Community Interest. However, When tehy arrive to the sea line, it is considered a solid residue which is water up taken from the sea in the beaches so as to clean them.

Some authors have reported the manufacturing of fully bio-based composites with a gluten matrix by hot-press molding [1]. And it has been considered as an effective insulator for building industry ore ven though to determine the presence of mercure in the Mediterranean sea some years ago. [2]. As many applications can be designed from that fibres, it has been considered to be bleached in order to used them in fashinable products. Consequently, its original brown color is not the most suitable one and it should be bleached as many other cellulosic fibres [3-6]. Some authors have reported its chemical composition [7] and some have used it as reinforcement of some composites [8]. However, not many papers have been published about the topic.

The aim of this paper is to bleache neptune balls however, the inner fibres were not accesible at all and it implied not to bleach the inner fibres in the neptune ball. Further studiesd will consider bleaching the individualised fibres.Regarles its concerns on environmental protection, it is importan to consider those fibres for some technical products or as the main component of some conventional garments. Thus it must be bleached so that it can follow the fashion standards in the future. The aim of this study is the suitability of bleaching Neptune balls in order to use them in a different color from the

characteristic brown as it can be observed in figure 1.



*Fig. 1: Neptune ball appearance*

## **2. EXPERIMENTAL**

### **2.1 Materials**

Seaweed from the Valencian Region have been used.

### **2.2 Bleaching**

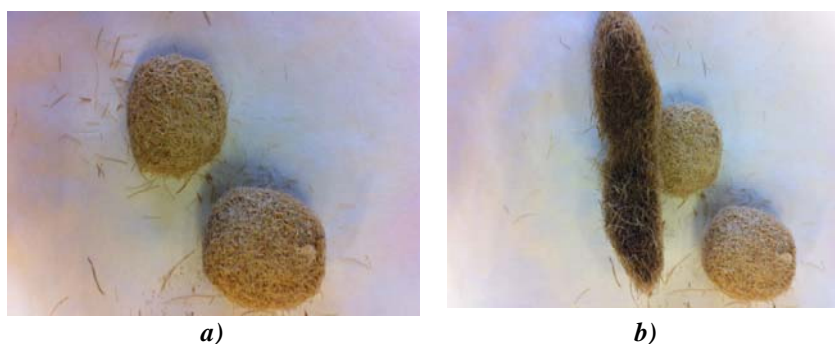
Two bleaching agents have been used, NaClO and H<sub>2</sub> O<sub>2</sub>. NaClO has been used at room temperature with different concentrations considering a bath ratio of 1/40 for periods of time from 1 h to 12 h. H<sub>2</sub>O<sub>2</sub> has been used at 100° C for periods od 1 h and the same liquor ratio.

### **2.4. SEM microscopy.**

Fibres surface was obserbed by SEM microscopy. A scanning electron microscopy (Phenom Microscope FEI Company, Hillsboro, OR, USA) was used. Each sample was fixed on a standard sample holder and sputtered with gold and palladium accurately in order to convert the sample into a conductive one so as to be observed properly.

## **3. RESULTS AND DISCUSSION**

Balls treated with NaClO were treated at different concentrations, 4gCl/L and 6 gCl/L. Balls were immersen in the NaClO solution for 1 hour at room temperature. Then the balls were observed and as apparently no changes had occurred, it was observed in periods of 1 hour until 6 hours had passed., although it seemingly no changes were observed they were rinsed wth water and dried at room temperature. Once the Neptune balls had been dried it was confirmed that no changes in colour were observed. Thus, some new balls were immersed in NaClO for 12 hours, and it could be appreciated a slightly difference in the fibre colour (figure 2).




*Fig. 2: Neptune ball appearance after 12 hours with NaClO. a) Otside part.  
b)inner part*

However, as soon as the balls were opened, it could be clearly appreciated that it was a superficial treatment and the inner parts were not affected by the changes in colour.


Similar behavior is appreciated when  $H_2O_2$  samples were observed, despite the fact that it was at boiling temperature.

The most striking result to emerge from the data is that the most superficial fibres were treated but not the inner part, despite the high ratio of hydrophobicity stated by previous authors [1]. In order to determine the reason of its low reduction in the brown colours from the balls microscopy technique was used. Figure 2a shows the fibre and it can be observed that it seems a grooved surface, and when it has been treated by different processes it seems to be divided into different hollow fibres, as it can be observed in figure 2b.



**Fig. 2:** Neptune ball appearance. a) without treatment. B) with NaClO (12 h) treatment

However, when the fibres are observed concisely, it can be observed that it is formed by different fibres which are disposed in a way which offers the grooved surface. When the coating is removed, it is clearly appreciated that fibrils are hollow ones as it can be observed in figure 3. This is the reason why they float.



**Fig. 3:** Neptune ball appearance after bleaching treatment.

When fibres were treated under long periods of time (12 hours) it can be appreciated that balls' surface show a curious state. It seems to be severely filtered on its surface and the reduction in brown colour is not considerably appreciated. Figure 4 shows this effect.



*Fig. 3: Neptune ball appearance after bleaching treatment in extreme conditions.*

#### 4. CONCLUSIONS

It must be pointed out that the number of treatments could have been increased by the variation of different concentrations. However, it is not worth from an industrial point of view to treat the balls as its colour is slightly reduced and the inner fibres remain more or less in the same conditions. Further tests will control the belaching from Neptune fibres but not in the shape of balls but with the dibre without being stucked together.

#### REFERENCES

- [1] C. Pergent-Martini. "Posidonia oceanica: a biological indicator of past and present mercury contamination in the mediterranean sea" *Marine Environmental Research* . 45.2. 1998. 101-111. [http://dx.doi.org/10.1016/S0141-1136\(97\)00023-8](http://dx.doi.org/10.1016/S0141-1136(97)00023-8)
- [2] B. Ferrero, M. Samper, O. Fenollar, a. Carbonell, R. Balart, " Fully bio-based composites from gluten and seaweed waste fibers ". *Plastics Research Online*. DOI: 10.2417/spetro.005025
- [3] Hashem, Mohamed ; El-Bisi, Manal ; Sharaf, Samer ; Refaie, Rakia. *Pre-cationization of cotton fabrics: An effective alternative tool for activation of hydrogen peroxide bleaching process*. *Carbohydrate Polymers*, 2010, Vol.79(3), pp.533-540.
- [4] Vankar, Padma S. ; Shanker, Rakhi. *Ecofriendly ultrasonic natural dyeing of cotton fabric with enzyme pretreatments*. *Desalination*, 2008, Vol.230(1), pp.62-69.
- [5] Chollakup, Rungsima ; Suesat, Jantip ; Ujgin, Suchada. *Influence of Eri silk fibre on the physical characteristics and dyeing properties of Eri silk/cotton blended yarn*. *Coloration Technology*, Feb, 2010, Vol.126(1), p.42(6).
- [6] Tonoli, G. ; Belgacem, M. ; Bras, J. ; Pereira-da-Silva, M. ; Rocco Lahr, F. ; Savastano, H. *Impact of bleaching pine fibre on the fibre/cement interface*. *Journal of Materials Science*, 2012, Vol.47(9), pp.4167-4177
- [7] Salvatrice Vizzini, Gianluca Sarà, Miguel A. Mateo, Antonio Mazzola.  $\delta^{13}C$  and  $\delta^{15}N$  variability in Posidonia oceánica associated with seasonality and plant fraction. *Aquatic Botany*. July 2003, Vol. 76 (3), pp. 195-202.
- [8] B. Ferrero, V. Fombuena, O. Fenollar, T. Boronat, R. Balart. *Development of Natural Fiber-Reinforced Plastics (NFRP) Based on Biobased Polyethylene and Waste Fibers from Posidonia oceanica Seaweed*. *Polymer Composites*. DOI 10.1002/pc.23042