

*Journal of Stress Physiology & Biochemistry*, Vol. 10 No. 2 2014, pp. 15-23 ISSN 1997-0838  
Original Text Copyright © 2014 by Goodarzian Ghahfarokhi, Ghasemi, Saeidi, Heidari Kazafi and Shahbazi

## ORIGINAL ARTICLE

# The Effect of Accelerated Aging on Germination Characteristics, Seed Reserve Utilization and Malondialdehyde Content of Two Wheat Cultivars

Maryam Goodarzian Ghahfarokhi<sup>1\*</sup>, Elahe Ghasemi<sup>2</sup>, Mohsen Saeidi<sup>3</sup>, Zeinab Heidari Kazafi<sup>1</sup>

<sup>1</sup> A former MS Agronomy and Agroecology student of the college and natural resources, Razi University.

<sup>2</sup> Ph.D student of Agronomy of the college and natural resources, Illam University.

<sup>3</sup> Assist of Prof Agronomy student of the college and natural resources, Razi University.

\*E-Mail: [younesiehsan@ut.ac.ir](mailto:younesiehsan@ut.ac.ir)

Received December 7, 2013

In this study experiment was conducted to evaluated the effect of accelerated aging on germination characteristics, seed reserve utilization and malondialdehyde of two wheat cultivars. The experiment was conducted in factorial with a randomized complete block design with 3 replications. Results of variance analysis showed that, seed aging had significant effects on germination percentage, germination index, normal seedling percentage, mean time to germination, malondialdehyde content, seedling dry weight, weight of utilized (mobilized) seed reserve and electrical conductivity. The highest germination percentage, germination index, normal seedling percentage, seedling dry weight and weight of utilized (mobilized) seed reserve and the minimum mean time to germination, electrical conductivity and malondialdehyde content were attained from Verinak cultivar under control conditions (0 day aging). Results indicates that germination percentage, germination index, normal seedling percentage, seedling dry weight, and weight of utilized (mobilized) seed reserve decreased significantly as seed aging progressed. But, mean time to germination, electrical conductivity and malondialdehyde content increased significantly as seed aging progressed. Also, the decrease in seed reserve mobilization rate was the cause of decreased other traits.

*Key words:* Malondialdehyde content, Electrical conductivity, Accelerated ageing, Wheat, Germination characteristics

## ORIGINAL ARTICLE

## The Effect of Accelerated Aging on Germination Characteristics, Seed Reserve Utilization and Malondialdehyde Content of Two Wheat Cultivars

Maryam Goodarzian Ghahfarokhi<sup>1\*</sup>, Elahe Ghasemi<sup>2</sup>, Mohsen

Saeidi<sup>3</sup>, Zeinab Heidari Kazafi<sup>1</sup>

<sup>1</sup> A former MS Agronomy and Agroecology student of the college and natural resources, Razi University.

<sup>2</sup> Ph.D student of Agronomy of the college and natural resources, Illam University.

<sup>3</sup> Assist of Prof Agronomy student of the college and natural resources, Razi University.

\*E-Mail: [younesiehsan@ut.ac.ir](mailto:younesiehsan@ut.ac.ir)

Received December 7, 2013

In this study experiment was conducted to evaluate the effect of accelerated aging on germination characteristics, seed reserve utilization and malondialdehyde of two wheat cultivars. The experiment was conducted in factorial with a randomized complete block design with 3 replications. Results of variance analysis showed that, seed aging had significant effects on germination percentage, germination index, normal seedling percentage, mean time to germination, malondialdehyde content, seedling dry weight, weight of utilized (mobilized) seed reserve and electrical conductivity. The highest germination percentage, germination index, normal seedling percentage, seedling dry weight and weight of utilized (mobilized) seed reserve and the minimum mean time to germination, electrical conductivity and malondialdehyde content were attained from Verinak cultivar under control conditions (0 day aging). Results indicate that germination percentage, germination index, normal seedling percentage, seedling dry weight, and weight of utilized (mobilized) seed reserve decreased significantly as seed aging progressed. But, mean time to germination, electrical conductivity and malondialdehyde content increased significantly as seed aging progressed. Also, the decrease in seed reserve mobilization rate was the cause of decreased other traits.

*Key words: Malondialdehyde content, Electrical conductivity, Accelerated ageing, Wheat, Germination characteristics*

High quality seed is considered to be one of the most important factors in crop production. One of the components of seed quality is seed vigor

(Hampton, 1995). Seed aging is recognized by some parameters like delay in germination and emergence, slow growth and increasing of

susceptibility to environmental stresses (Walters, 1998). Seed quality (viability and vigor) decreases under long storage conditions due to aging. It is the reason of declining in germination characteristics (Soltani *et al.*, 2008). Aging is manifested as reduction in germination percentage and those seeds that do germinate produce weak seedling (Veselova, Veselovsky, 2003). The aim of seed vigor tests is to distinct low and high vigor seed mass with each other, also these tests provide ways to examine the ability of field performance of different seeds in laboratory conditions (Ghasemi- golezani *et al.*, 1996). After genetic structure, seed aging had the most effect on seed vigor (Ghasemi-golezani, 1996). Increasing deterioration severity caused decreasing germination characteristics and seed reserve utilization (Mohammadi *et al.*, 2011; Ansari *et al.*, 2012). Low vigor seeds emergence lower than high vigor seeds in field conditions and produce less plantlets. Seeds deteriorate and lose their germinability during periods of prolonged aging (Ansari and Sharif Zadeh, 2013; Seiadat *et al.*, 2012). The two most important environmental factors influencing the rate of deteriorative processes in seed aging are the relative humidity of the air, which controls seed moisture content, and the temperature (McDonald, 1999).

In seed aging damage to cellular membranes, decrease in mitochondrial dehydrogenases activities, chromosomal aberration and DNA degradation increases (Parrish and Leopold, 1978).

Genetic damage may accumulate until the embryos are unable to germinate and grow. Abdalla and Roberts (1968) suggested that the number of chromosomal aberrations seen in the first cell divisions occurring during germination may be taken as a measure of the damage accumulated during the storage period. Lipid peroxidation is the

primary cause of seed damage during storage (Hailstones and Smith, 1988; Gidrol *et al.*, 1989). Besides being the main cause of seed damage, lipid peroxidation causes initial biochemical changes in seed that can be observed during storage. Determination of malondialdehyde (MDA) content is the standard method for lipid peroxidation determination. Many authors observed increased content of MDA with prolonged storage period or with accelerated aging (Reuzeau and Cavalie, 1995; Ferguson *et al.*, 1990).

Wheat (*Triticum aestivum* L.) is one of the most important crops in Iran, which plays a special role in people's nutrition. Therefore, the study aimed was to determine the effect of accelerated aging on germination characteristics, seed reserve utilization and malondialdehyde of two wheat cultivars.

## MATERIALS AND METHODS

For accelerated aging treatments seeds were then imposed to different accelerated ageing periods of 0, 3 and 6 days at 41°C in sealed ageing boxes which had 100% relative humidity. After that, a germination test was conducted.

Standard germination test was carried out at 20°C for 8 days in three replications of 50 seeds. The germinated seeds (2 mm radicle elongation) were counted daily to calculate germination rate. At the end of the germination period, germination percentage, germination index, normal seedling percentage, mean time to germination, malondialdehyde content, seedling dry weight, weight of utilized (mobilized) seed reserve and electrical conductivity were determined.

Also, after 7 days, oven-dried weight of seedlings was determined. The weight of utilized (mobilized) seed (WMSR) reserve was calculated as the dry weight of the original seed minus the dry

weight of the seed remnant. Seed reserve utilization efficiency (SRUE) was estimated by dividing seedling dry weight (SLDW) by the utilized seed reserve. The ratio of utilized seed reserve to initial seed dry weight was considered as seed reserve depletion percentage (SRDP) (Soltani *et al.*, 2006; Ansari *et al.*, 2012).

The electrical conductivity (EC) test was performed according to the method of Hampton and TeKrony (1995). Four samples of 50 sound looking, unbroken seeds were weighed, and then each sample was placed in 250 ml of distilled water in a 500 ml Beakers. Beakers were then sealed and kept at controlled temperature of 20 °C for 24 h. The electrical conductivity of the seed leachates was then measured using an EC-meter. The electrical conductivity of seed leachates was expressed per gram of seed weight as  $\mu\text{S cm}^{-1} \text{ g}^{-1}$  for each sample.

One hundred milligrams of seeds were hand-homogenized using a mortar and pestle with 4.0 mL of 5% (w/v) Trichloroacetic Acid (TCA) at 4°C to precipitate proteins and then centrifuged at 14,000 rpm for 20 min. The supernatants were separated and used for MDA determination (Yeh *et al.*, 2005).

MDA was determined by adding 0.8 mL of 20% (w/v) trichloroacetic acid in 0.5% (w/v) thiobarbituric acid to 0.2 mL of extracted sample (supernatant) and 3.0 mL of distilled water. The reaction was carried out at 95°C for 30 min and then terminated by soaking in ice-cold water and monitored by spectrophotometer at 532 nm (Heath and Packer, 1968). Stock standard solutions of MDA were prepared at a concentration of 100 mg L<sup>-1</sup>. The MDA was determined from the calibration curve in the ranges 2-10 mg L<sup>-1</sup>.

The experimental design was laid out in a

completely randomized design factorial (seed treatment × drought stress) with three replicates. All data were analyzed statistically by analysis of variance using MSTAT-C software. Mean comparisons were performed using an ANOVA protected least significant difference (Duncan) ( $P < 0.05$ ) test.

## RESULTS AND DISCUSSION

According to our results of variance analysis, seed aging had significant effects on germination percentage, germination index, normal seedling percentage, mean time to germination, malondialdehyde content, seedling dry weight, weight of utilized (mobilized) seed reserve and electrical conductivity (Tab. 1). In agreement with the results, earlier reports (Bailly, 2004; Goel *et al.*, 2002; McDonald, 2004; Seiadat *et al.*, 2012; Ansari and Sharif Zadeh, 2013) have shown negative affects aging on germination characteristics. Figure 1 to 8 shows the effect of seed aging on these traits. The highest germination percentage (Fig. 1), germination index (Fig. 2), normal seedling percentage (Fig. 4), seedling dry weight (Fig. 7), and weight of utilized (mobilized) seed reserve (Fig. 8) and the minimum mean time to germination (Fig. 3), electrical conductivity (Fig. 5) and malondialdehyde content (Fig. 6) were attained from Verinak cultivar under control conditions (0 day aging).

Results indicates that germination percentage (Fig. 1), germination index (Fig. 2), normal seedling percentage (Fig. 4), seedling dry weight (Fig. 7), and weight of utilized (mobilized) seed reserve (Fig. 8) decreased significantly as seed aging progressed. But, mean time to germination (Fig. 3), electrical conductivity (Fig. 5) and malondialdehyde content (Fig. 6) increased significantly as seed aging progressed.

Increasing seed age decreased germination characteristics and our results are in agreement with Jan-Mohammadi *et al.* (2008) and Ghassemi-Golezani *et al.* (2010) in rapeseed, Bhattacharjee *et al.* (2006) in common bean and sunflower, Saha and Sultana, (2008) and Mohammadi *et al.* (2011) in soybean, Ansari and Sharif Zadeh (2013) in secale montane.

Also many studies have shown that negative effects of stress conditions such as aging, drought and salinity stress in relation to seed performance, germination characteristics and seed reserve utilization (Mohammadi *et al.*, 2011; Ansari *et al.*, 2012; Ansari and Sharif Zadeh, 2013; Soltani *et al.*, 2006).

Akhtar *et al.* (1992) showed that decreasing in germination characteristics were related to

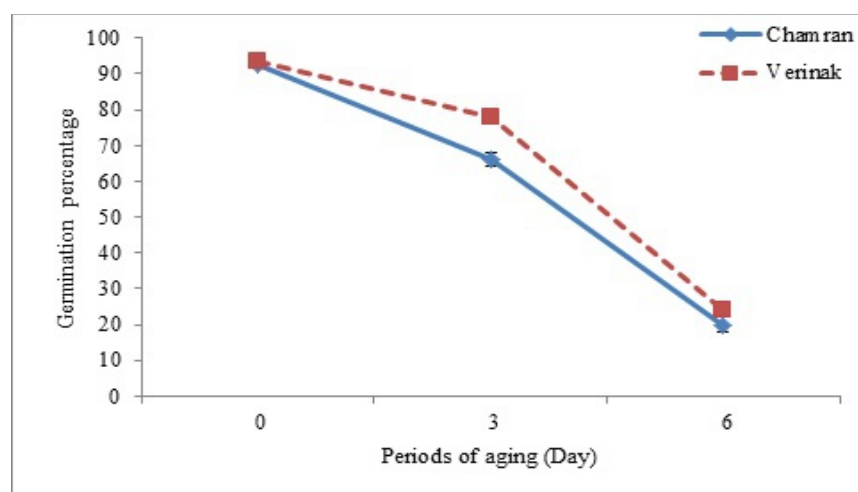
chromosomal aberrations that occur under long storage conditions. Decreasing of germination percentage in aged seeds can be due to reduction of  $\alpha$ -amylase activity and carbohydrate contents (Baillly, 2004), or denaturation of proteins (Nautiyal *et al.*, 1985). According to Abdalla and Roberts (1968), the amount of genetic damage was solely a function of loss of viability in barley and pea seeds treated with different combinations of accelerated ageing treatment.

Increasing seed age increased electrical conductivity and malondialdehyde content and our results are in agreement with the results, earlier reports (Mohammadi *et al.*, 2011; Reuzeau and Cavalie, 1995; Ferguson *et al.*, 1990) have shown increasing seed age increased electrical conductivity and malondialdehyde content.

**Table 1** Variance analysis of studied traits in two wheat cultivars under aging conditions

S.O.V	df	GP	GI	MTG	NSP	MDA	SDW	WUS	EC
Cultivar (A)	1	80.22**	8.98**	0.0003 <sup>ns</sup>	32.27**	8896.22**	1400.54**	0.001**	0.00002**
Aging (B)	2	7874**	997.76**	550.5**	2711.4**	643.42**	906.98**	0.01**	0.0005**
A × B	2	20.22*	1.12*	9.2**	6.07*	0.604**	175.74**	0.0003**	0.0000006*
Error	12	37.33	0.26	0.0005	3.33	0.24	1.47	0.000007	0.0000001
C.V %	-	2.86	2.68	1.01	3.38	3.62	3.87	4.37	2.1

\*\* and \*, indicates significant difference at 1% and 5% probability level respectively. (GP, GI, MTG, NSP, MDA, SDW, WUS and EC indicates germination percentage, germination index, normal seedling percentage, mean time to germination, malondialdehyde content, seedling dry weight, weight of utilized (mobilized) seed reserve and electrical conductivity respectively)



**Figure 1.** The effect of aging on germination percentage in two wheat cultivars.

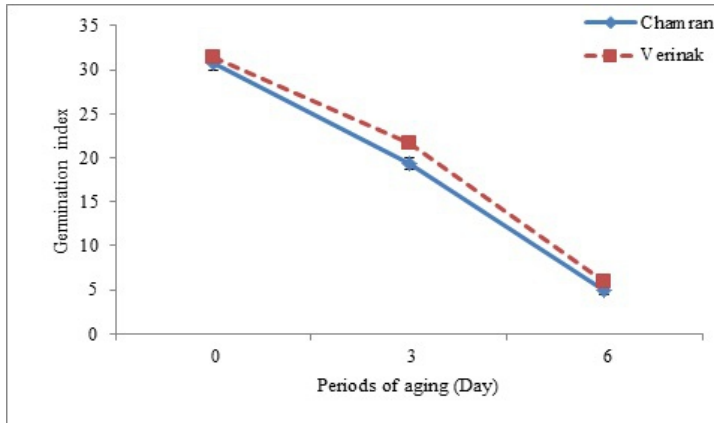


Figure 2. The effect of aging on germination index in two wheat cultivars.

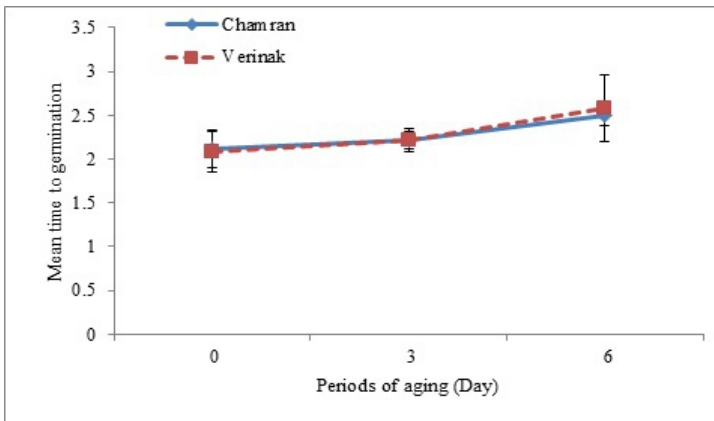


Figure 3. The effect of aging on mean time to germination in two wheat cultivars.

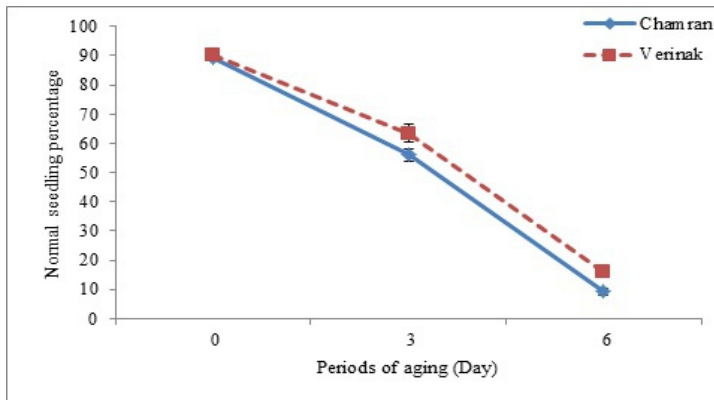


Figure 4. The effect of aging on normal seedling percentage in two wheat cultivars.

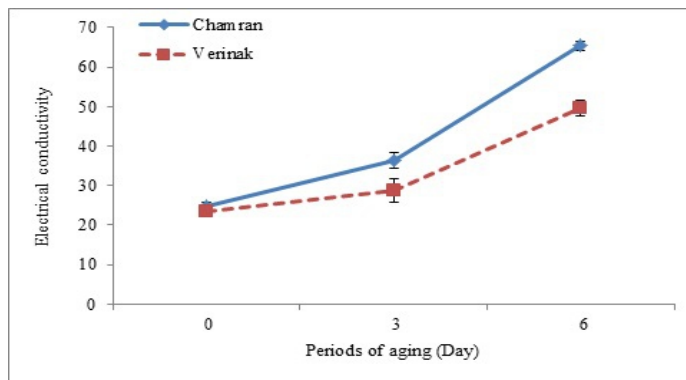
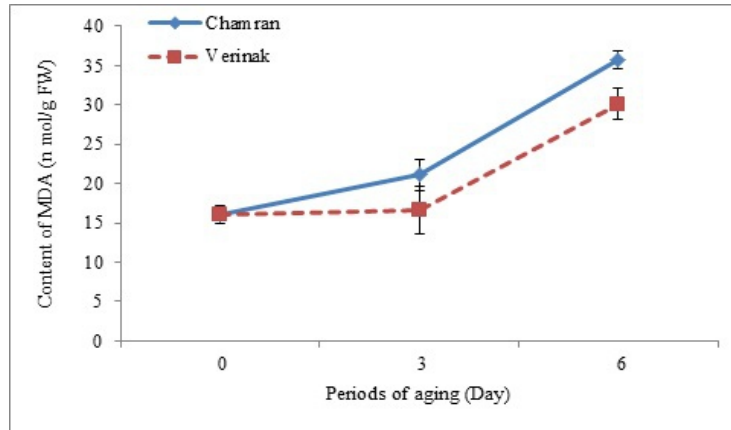
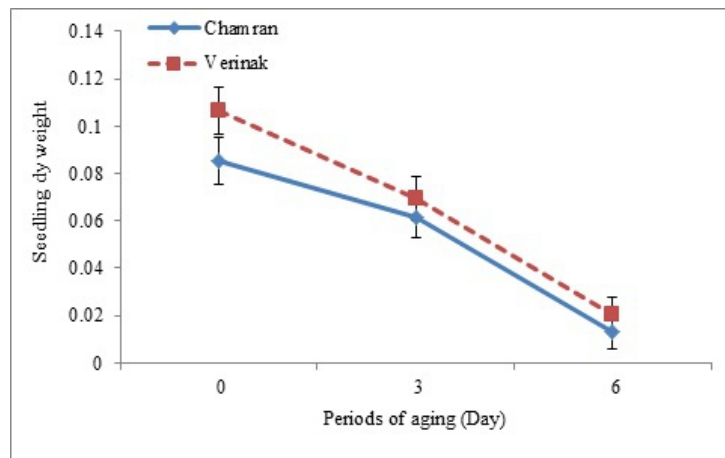


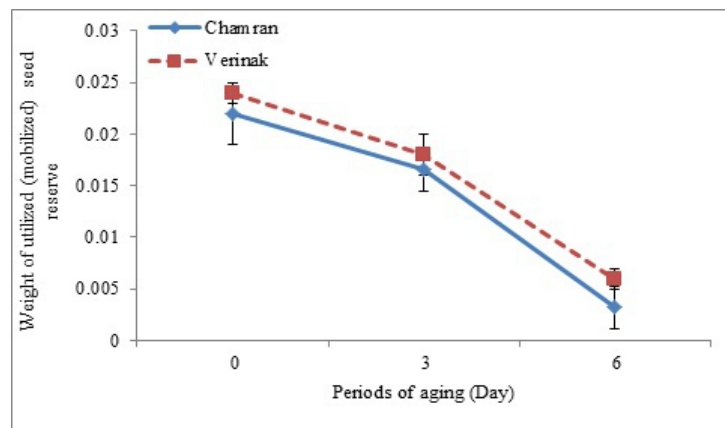
Figure 5. The effect of aging on electrical conductivity in two wheat cultivars.



**Figure 6.** The effect of aging on content of malondialdehyde (MDA) in two wheat cultivars.



**Figure 7.** The effect of aging on seedling dry weight in two wheat cultivars.



**Figure 8.** The effect of aging on weight of utilized seed reserve in two wheat cultivars.

**CONCLUSIONS**

Results indicates that germination percentage (Fig. 1), germination index (Fig. 2), normal seedling percentage (Fig. 4), seedling dry weight (Fig. 7), and weight of utilized (mobilized) seed reserve (Fig. 8) decreased significantly as seed aging progressed. In

other hand, mean time to germination (Fig. 3), electrical conductivity (Fig. 5) and malondialdehyde content (Fig. 6) increased significantly as seed aging progress. Also, the decrease in seed reserve mobilization rate was the cause of decreased other traits.

## ACKNOWLEDGMENTS

The authors are especially very grateful to Miss Fateme Sheikh Ghahfarokhi (Msc seed science and technology student, shahrekord University, Iran) for his guidance to apply this work. We also wish to thank to Miss Zahra Sourı (Laboratory of plant physiology, Department of Biology, Faculty of Science, Razi University, Kermanshah, Iran ) for their provision of chemical material.

## REFERENCES

- Abdalla, F.H., Roberts, E.H. (1968) Effects of temperature, moisture and oxygen on the induction of chromosome damage in seeds of barley, broad beans and peas during storage. *Ann. Bot.* **32**: 119-136.
- Akhter, F.N., Kabir, G., Mannan, M.A, Shaheen, N.N. (1992) Aging effect of wheat and barley seeds upon germination mitotic index and chromosomal damage. *J Islam Acad Sci.* **5**: 44-48.
- Ansari, O., Sharif-Zadeh, F. (2013) Improving germination of primed mountain rye seeds with heat shock treatment. *Brazilian Journal of Plant Physiology.* **25(3)**: 1-6.
- Ansari, O., Choghazardi, H.R., Sharif Zadeh, F., Nazarlı, H. (2012) Seed reserve utilization and seedling growth of treated seeds of mountain ray (*Seecale montanum*) as affected by drought stress. *Cercetări Agronomice în Moldova.* **2(150)**: 43- 48.
- Bhattacharjee, A., Kanp, U.K., Chakrabarti, D., Pati, CK. (2006) Technique for storage longevity of mung bean and sunflower seeds using sodium dikegulac and Eucalyptus oil. *Bangla J Bot.* **3**: 55-61.
- Bailly, C., Benamar, A., Corbineau, F., Come, D. (2000) Antioxidant systems in sunflower (*Helianthus annuus* L.) seeds as affected by priming. *Seed Science Research.* **10**: 35–42.
- Ferguson, J.M., TeKrony, D.M. Egli, D.B. (1990) Changes during early soybean seed and axes deterioration: II. Lipids. *Crop Sci.* **30**: 179-182.
- Goel, A., Goel, A.K. Sheoran, I. S. (2003) Changes in oxidative stress enzymes during artificial ageing in cotton (*Gossypium hirsutum* L.) seeds. *J.of plant physiology.* **160**: 1093-1100.
- Gidrol, X., Serghini, H., Noubhani, A., Mocoquot, B. Mazliak, P. (1989) Biochemical changes induced by accelerated aging in sunflower seeds. I. Lipid peroxidation and membrane damage. *Physiol. Plant.* **76**: 591-597.
- Ghassemi-Golezani, K., Khomari, S., Dalil, B., Hosseinzadeh-Mahootchy, A., Chadordooz-Jeddi, A. (2010) Effects of seed aging on field performance of winter oilseed rape. *J Food Agric Environ.* **8**: 175-178.
- Ghasemi-Golezani, K. (1994) Studing the direct effects of seed aging on wheat development and crop yield. *Abstract Crop Science Congress of Iran.- Tabriz*, p. 25-35.
- Hampton, J.G., TeKrony, D.M. (1995) Handbook of Vigor Test Methods. The international Seed Testing Association, Zurich.
- Hampton. J.G. (1995a) Methods of viability and vigor testing: acritical appraisal. In: S. Basra (Ed.). Seed Quality: Basic Mechanisms and agricultural Implications (pp. 81-118). New York: Food Products Press.
- Hailstones, M.D. Smith, M.T. (1988) Lipid peroxidation in relation to declining vigour in seeds of soya (*Glycine max* L.) and cabbage (*Brassica oleracea* L.). *J. Plant Physiol.* **133**: 452-456.
- Heath, R.L. and L. Packer, 1968. Photoperoxidation



- in isolated chloroplasts. I. Kinetics and stoichiometry of fatty acid peroxidation. *Arch. Biochem. Biophys.* **125**: 189-198.
- Jan-Mohammadi, M., Fallahnezhad, F., Golsha, M., Mohammadi, H. (2008) Controlled ageing for storability assessment and predicting seedling early growth of canola cultivars (*Brassica napus* L.). *ARPN J Agric Biol Sci.* **3**: 22-26.
- McDonald, C.M., Floyd, C.D., Waniska, R.D. (2004) Effect of accelerated aging on maize, Sorghum and sorghum. *J. of cereal science.* **39**: 351- 361.
- Mohammadi, H., Soltani, A., Sadeghipour, H.R., Zeinali, E. (2011) Effects of seed aging on subsequent seed reserve utilization and seedling growth in soybean. *International Journal of Plant Production.* **5(1)**: 65-70.
- McDonald, M.B. (1999) Seed deterioration physiology, repair and assessment. *Seed Sci. and Technol.* **27**: 177-237.
- Nautiyal, A.R., Thapliyal, A.P., Purohit, A.N. (1985) Seed viability. IV. Protein changes: Accompanying loss of viability in *Shorea robusta*. *Seed Sci Technol.* **13**: 83-86.
- Reuzeau, C. Cavalie, G. (1995) Activities of free radical processing enzymes in dry sunflower seeds. *New Phytol.* **130**: 59-66.
- Parrish, D.J., Leopold, A. C. (1978) On the mechanism of ageing in soybean seeds. *Plant Physiol.* **61**: 365-368.
- Seiadat, S.A., Moosavi, A., Sharafizadeh, M. (2012) Effect of seed priming on antioxidant activity and germination characteristics of Maize seeds under different aging treatments. *Research Journals of Seed Scienc.* **5 (2)**: 51-62.
- Soltani, A., Gholipour, M., Zeinali, E. (2006) Seed reserve utilization and seedling growth of wheat as affected by drought and salinity. *Environmental and Experimental Botany.* **55**: 195–200.
- Saha, R.R., Sultana, W. (2008) Influence of seed ageing on growth and yield of soybean. *Bangla J Bot.* **37**: 21-26.
- Tekrony, D.M., Eglin, D.B. (1977) Relationship between laboratory indices of soybean seed vigor and field emergence. *Crop Sci.* **17**: 573-577.
- Veselova, T.V., Veselovsky, V.A. (2003) Investigation of atypical germination change during accelerated ageing of pea seeds. *Seed Science and Technology.* **31**: 517-530.
- Walters, C. (1998) Understanding the mechanisms and kinetics of seed aging. *Seed Sci Res.* **8**: 223-244.
- Yeh, Y.M., K.Y. Chiu, C.L. Chen Sung J.M. (2005) Partial vacuum extends the longevity of primed bitter melon seeds by enhancing their anti-oxidative activities during storage. *Sci. Hortic.* **104**: 101-112.