

# UNIVERSITY OF BIRMINGHAM

University of Birmingham  
Research at Birmingham

## Development of the IBD Disk

Ghosh, Subrata

DOI:

[10.1097/MIB.0000000000001033](https://doi.org/10.1097/MIB.0000000000001033)

License:

Creative Commons: Attribution-NonCommercial-NoDerivs (CC BY-NC-ND)

*Document Version*

Publisher's PDF, also known as Version of record

*Citation for published version (Harvard):*

Ghosh, S 2017, 'Development of the IBD Disk: A Visual Self-administered Tool for Assessing Disability in Inflammatory Bowel Diseases', *Inflammatory Bowel Diseases*, vol. 23, no. 3, pp. 333-340.  
<https://doi.org/10.1097/MIB.0000000000001033>

[Link to publication on Research at Birmingham portal](#)

### General rights

Unless a licence is specified above, all rights (including copyright and moral rights) in this document are retained by the authors and/or the copyright holders. The express permission of the copyright holder must be obtained for any use of this material other than for purposes permitted by law.

- Users may freely distribute the URL that is used to identify this publication.
- Users may download and/or print one copy of the publication from the University of Birmingham research portal for the purpose of private study or non-commercial research.
- User may use extracts from the document in line with the concept of 'fair dealing' under the Copyright, Designs and Patents Act 1988 (?)
- Users may not further distribute the material nor use it for the purposes of commercial gain.

Where a licence is displayed above, please note the terms and conditions of the licence govern your use of this document.

When citing, please reference the published version.

### Take down policy

While the University of Birmingham exercises care and attention in making items available there are rare occasions when an item has been uploaded in error or has been deemed to be commercially or otherwise sensitive.

If you believe that this is the case for this document, please contact [UBIRA@lists.bham.ac.uk](mailto:UBIRA@lists.bham.ac.uk) providing details and we will remove access to the work immediately and investigate.

# Development of the IBD Disk: A Visual Self-administered Tool for Assessing Disability in Inflammatory Bowel Diseases

Subrata Ghosh, MD,<sup>1</sup> Edouard Louis, MD,<sup>2</sup> Laurent Beaugerie, MD, PhD,<sup>3</sup> Peter Bossuyt, MD,<sup>4</sup> Guillaume Bouguen, MD, PhD,<sup>5</sup> Arnaud Bourreille, MD, PhD,<sup>6</sup> Marc Ferrante, PhD,<sup>7</sup> Denis Franchimont, MD, PhD,<sup>8</sup> Karen Frost, MN-NP,<sup>9</sup> Xavier Hebuterne, MD, PhD,<sup>10,11</sup> John K. Marshall, MD,<sup>12</sup> Ciara O'Shea, PhD,<sup>13</sup> Greg Rosenfeld, MD,<sup>14</sup> Chadwick Williams, MD,<sup>15</sup> and Laurent Peyrin-Biroulet, MD<sup>16</sup>

**Background:** The Inflammatory bowel disease (IBD) Disability Index is a validated tool that evaluates functional status; however, it is used mainly in the clinical trial setting. We describe the use of an iterative Delphi consensus process to develop the IBD Disk—a shortened, self-administered adaption of the validated IBD Disability Index—to give immediate visual representation of patient-reported IBD-related disability.

**Methods:** In the preparatory phase, the IBD CONNECT group (30 health care professionals) ranked IBD Disability Index items in the perceived order of importance. The Steering Committee then selected 10 items from the IBD Disability Index to take forward for inclusion in the IBD Disk. In the consensus phase, the items were refined and agreed by the IBD Disk Working Group (14 gastroenterologists) using an online iterative Delphi consensus process. Members could also suggest new element(s) or recommend changes to included elements. The final items for the IBD Disk were agreed in February 2016.

**Results:** After 4 rounds of voting, the following 10 items were agreed for inclusion in the IBD Disk: abdominal pain, body image, education and work, emotions, energy, interpersonal interactions, joint pain, regulating defecation, sexual functions, and sleep. All elements, except sexual functions, were included in the validated IBD Disability Index.

**Conclusions:** The IBD Disk has the potential to be a valuable tool for use at a clinical visit. It can facilitate assessment of inflammatory bowel disease-related disability relevant to both patients and physicians, discussion on specific disability-related issues, and tracking changes in disease burden over time.

(*Inflamm Bowel Dis* 2017;23:333–340)

**Key Words:** IBD disability index, disability, quality of life, patient outcome assessment, severity of illness index

Inflammatory bowel disease (IBD) has a substantial and multifaceted burden, characterized by distressing and debilitating symptoms that can restrict the affected patient's freedom, diminish their physical and psychological well-being, reduce

productivity, and isolate them socially.<sup>1–9</sup> A recent survey performed by the European Federation of Crohn's and Ulcerative Colitis Associations and involving 4670 patients with IBD found that 67% of respondents frequently considered the availability of

Received for publication October 27, 2016; Accepted December 19, 2016.

From the <sup>1</sup>Institute of Translational Medicine, College of Medical and Dental Sciences, University of Birmingham, Birmingham, United Kingdom; <sup>2</sup>Department of Gastroenterology, University Hospital CHU of Liège, Liège, Belgium; <sup>3</sup>Department of Gastroenterology, AP-HP, Hôpital Saint-Antoine, ERL 1057 INSERM/UMRS 7203, and GRC-UPMC 03, UPMC Univ, Paris, France; <sup>4</sup>Department of Gastroenterology, Imelda Gastrointestinal Clinical Research Centre, Imelda General Hospital, Bonheiden, Belgium; <sup>5</sup>CHU Pontchaillou Rennes & Université de Rennes 1, Service des Maladies de l'Appareil Digestif, Rennes, France; <sup>6</sup>CHU Nantes, Institut des Maladies de l'Appareil Digestif, Université de Nantes, Nantes, France; <sup>7</sup>Department of Gastroenterology and Hepatology, University Hospitals Leuven, Leuven, Belgium; <sup>8</sup>Département Gastro-entérologie, Hôpital Erasme, Université libre de Bruxelles, Bruxelles, Belgium; <sup>9</sup>Department of Gastroenterology, Hepatology and Clinical Nutrition, The Hospital for Sick Children, Toronto, Ontario, Canada; <sup>10</sup>Centre Hospitalier Universitaire de Nice, Service de Gastroentérologie et Nutrition Clinique, Nice, France; <sup>11</sup>Université de Nice-Sophia-Antipolis, Faculté de Médecine, Nice, France; <sup>12</sup>Department of Medicine (Division of Gastroenterology), Farncombe Family Digestive Health Research Institute, McMaster University, Hamilton, Ontario, Canada; <sup>13</sup>AbbVie Inc, Dublin, Ireland; <sup>14</sup>Division of Gastroenterology, Faculty of Medicine, University of British Columbia, Vancouver, British Columbia, Canada; <sup>15</sup>Division of Digestive Care and Endoscopy, Faculty of Medicine, Dalhousie University, Halifax, Nova Scotia, Canada; and <sup>16</sup>Department of Hepato-Gastroenterology and Inserm U954, University Hospital of Nancy, Lorraine University, Vandoeuvre-lès-Nancy, France.

Author disclosures and funding are available in the Acknowledgments.

Address correspondence to: Subrata Ghosh, MD, Institute of Translational Medicine, College of Medical and Dental Sciences, University of Birmingham, Edgbaston, Birmingham B15 2TT, United Kingdom (e-mail: s.ghosh@bham.ac.uk).

Copyright © 2017 Crohn's & Colitis Foundation of America, Inc. This is an open-access article distributed under the terms of the Creative Commons Attribution-Non Commercial-No Derivatives License 4.0 (CCBY-NC-ND), where it is permissible to download and share the work provided it is properly cited. The work cannot be changed in any way or used commercially without permission from the journal.

DOI 10.1097/MIB.0000000000001033

Published online 31 January 2017.

toilets when planning to attend an event, 60% felt stressed or pressured about taking sick leave from work due to IBD, 56% felt that IBD had affected their career path, and 35% felt that IBD had prevented them from pursuing an intimate relationship.<sup>1</sup>

Addressing and improving the cumulative burden of disease, returning to a “normal life,” and preventing disability are now major therapeutic goals in IBD.<sup>10</sup> Because of this, it is increasingly important to monitor aspects of functioning and disability in the patient with IBD in addition to assessing the clinical and inflammatory manifestations of the disease.<sup>10–12</sup> The IBD Disability Index (IBD-DI) is a physician-administered tool that evaluates the functional status of patients with IBD.<sup>13–15</sup> The IBD-DI was developed using a formal consensus process<sup>16</sup> that integrated evidence from preparatory studies and expert opinion based on categories from the World Health Organization International Classification of Functioning, Disability and Health (ICF).<sup>17</sup> Participants involved in the consensus process provided a balanced representation of all relevant health professions and all World Health Organization-designated world regions. The IBD-DI has recently been validated for use in clinical trials and epidemiological studies and shows high internal consistency, interobserver reliability, and construct validity, with moderate intraobserver reliability.<sup>15</sup>

While the IBD-DI provides a robust means of assessing IBD-related disability, it needs to be administered by a health care professional and is mainly for use in the clinical trial setting. We propose that a shortened, patient-friendly adaption of the IBD-DI,

comprising items that have undergone rigorous validation, would be useful for monitoring disability in the IBD outpatient. In order for the tool to stimulate meaningful patient–physician dialogue, it needs to focus on items that are useful to both the patient and the physician.

The development of self-administered versions of disease monitoring instruments is becoming an area of interest in the outpatient setting, potentially allowing remote monitoring of health.<sup>18</sup> As an example, a 10-item visual instrument, known as the Psodisk, has been developed and validated in patients with psoriasis.<sup>19–21</sup> The Psodisk is a patient-reported outcome measure that includes items relevant to disability and provides the physician and patient with an immediate and intuitive visual representation of the disease burden for that individual. Changes in disease burden over time can also be assessed if the Psodisk is used regularly.

In this article, we describe the use of an iterative Delphi consensus process to develop the IBD Disk—a self-administered and shortened adaption of the validated IBD-DI. The IBD Disk application is based on the Psodisk platform and can be used in the outpatient setting to give immediate visual representation of patient-reported IBD-related disability.

## MATERIALS AND METHODS

The methodology for developing the IBD Disk is shown in Figure 1. The development of the IBD Disk was initially an effort

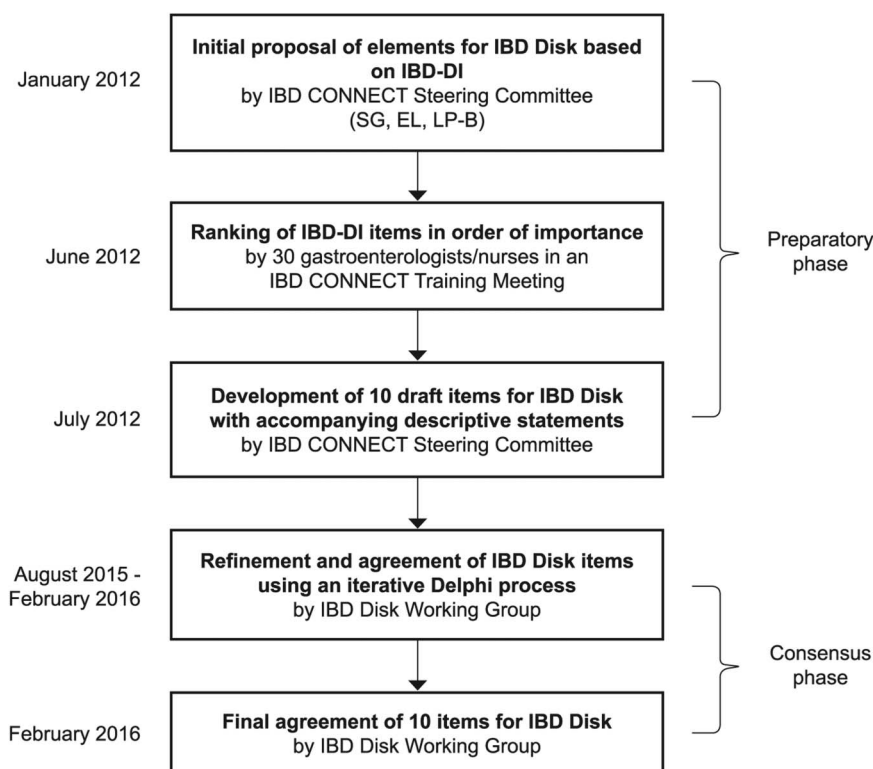


FIGURE 1. Flow chart of the consensus process.

of IBD CONNECT, an international educational program designed to provide training and tools (including essential motivational interviewing techniques) to improve collaboration and communication between health care professionals and their patients with IBD (see Acknowledgement). In the preparatory phase of the process, the IBD CONNECT Steering Committee (S.G., E.L., L.P.-B.) proposed that the elements for the IBD Disk be based on the validated IBD-DI.<sup>13</sup> To ensure that the tool would be useful in the outpatient setting, it was decided to limit the number of items included to 10. Participants in an IBD CONNECT meeting (30 global gastroenterologists and nurses; Prague, Czech Republic; May 11–12, 2012) then completed a paper-based survey that ranked the IBD-DI items in order of importance (i.e., relevance to both the patient and physician) and collected general feedback on which items should be included in the IBD Disk. The Steering Committee reviewed feedback and selected 10 draft items by consensus from the IBD-DI, with accompanying descriptive statements, for the IBD Disk.

Between August 2015 and February 2016, the IBD Disk Working Group (comprised of 14 gastroenterologists from Belgium, Canada, and France) used an iterative Delphi process to refine and agree to the IBD Disk items proposed by the IBD CONNECT program. Communication was solely through an online platform. The Working Group members were asked to rank each of the selected items from the IBD-DI in the order of importance. In addition, a free text space allowed members to suggest new element(s) (including those not in the IBD-DI) or recommend changes to/deletions of included elements. The level of agreement for new suggestions was determined in the subsequent voting round; suggestions meeting 75% or more agreement were accepted. After each round of feedback, the modified proposal was recirculated. The final items for the IBD Disk were agreed in February 2016.

## RESULTS

### Preparatory Phase

Participants in the IBD CONNECT meeting ranked 19 IBD-DI items in the perceived order of importance (Table 1). “General health,” “abdominal pain,” and “energy” were the 3 items ranked as most important, whereas “abdominal pain,” “energy,” and “regulating defecation” were the items selected most frequently.

Based on the feedback given, the Steering Committee proposed 10 draft items with accompanying descriptive statements for the IBD Disk (Table 1). Given the similarity and overlap of some items, it was decided to group some elements together (e.g., difficulty with school or studying activities and difficulty with work or household activities under the heading of “education and work”; feeling sad, low, or depressed and feeling worried or anxious under the heading of “emotions”; and difficulty with a personal relationship and difficulty participating in the community under the heading of “interpersonal

interactions”). It was also agreed to include “sexual functions” from the comprehensive ICF core set.

### Consensus Phase

The 14 Working Group members completed 4 rounds of voting to achieve consensus on elements to include in the IBD Disk.

#### Round 1

“Emotions and work” was ranked as the most important, followed by “regulating defecation.” “Sexual functions” was considered the least important. The only new suggestion was to include “pain in joints” as an additional item, taken from the IBD-DI and the comprehensive ICF core set.

#### Round 2

“Emotions and work” and “regulating defecation” remained the most important items and “pain in joints” was the least important. Two suggestions were made: first, “sexual functions” should be removed as it is not included in the validated IBD-DI, and second, “sleep” and “energy” should be combined as they are included as a single item in the validated IBD-DI. No new elements were proposed.

#### Round 3

Participants voted to retain “sexual functions” as an item and to retain “sleep” and “energy” as separate items. It was suggested that “general health” be removed. No new elements were proposed.

#### Round 4

It was agreed to remove “general health” from the IBD Disk. No new elements were proposed.

The final IBD Disk included 10 items (Table 1). The tool comprises a questionnaire with an explanatory statement for each of the items, which should be scored on a disc-shaped visual analog scale from 0 (absolutely disagree) to 10 (absolutely agree) (Fig. 2). All included elements, except “sexual functions,” were included in the validated IBD-DI. “Sexual functions” is included from the comprehensive ICF core set.

## DISCUSSION

One of the major therapeutic goals in IBD clinical practice is to prevent disability and to minimize disruption to the patient’s education, work, family, and social life. This goal requires long-term collaboration between a patient and their gastroenterology team. Indeed, studies have shown that patient satisfaction with health care is largely influenced by their interactions with health care professionals,<sup>22–26</sup> with suggestion that improved patient engagement leads to improved treatment adherence and outcomes.<sup>27–31</sup>

However, there is often a discrepancy between the perspective of the health care professional and the patient. Health

**TABLE 1.** Selection of Items for Inclusion on the IBD Disk

Importance of IBD-DI Items as Perceived by IBD CONNECT Training Meeting Participants (n = 30) <sup>a</sup>	Items Selected by IBD CONNECT Steering Committee for Inclusion in First Consensus Voting Round <sup>b</sup>	Final Items for Inclusion on IBD Disk, as Agreed by IBD Disk Working Group Using Iterative Delphi Process <sup>c</sup>
General health (1)	General health	
Abdominal pain: aches or pains in your stomach or abdomen (2)	Abdominal pain: aches or pains in stomach or abdomen	Abdominal pain: aches or pains in stomach or abdomen
Energy: not feeling refreshed during the day, feeling tired, little energy (3)	Energy: not feeling rested and refreshed during the day, and feeling tired and without energy	Energy: not feeling rested and refreshed during the day, and feeling tired and without energy
Regulating defecation: difficulty coordinating/managing defecation, including getting to a toilet and cleaning oneself afterward (4)	Regulating defecation: difficulty coordinating and managing defecation, including getting to a toilet and cleaning afterward	Regulating defecation: difficulty coordinating and managing defecation, including choosing and getting to an appropriate place for defecation and cleaning afterward
Emotions: feeling sad, low, or depressed (5)	Emotions: feeling sad, low or depressed, and/or worried or anxious	Emotions: feeling sad, low, or depressed, and/or worried or anxious
Emotions: feeling worried or anxious (10)		
Immediate family members: affect your problems and difficulties (6)	Interpersonal interactions: difficulty with personal relationships and/or difficulty participating in the community	Interpersonal interactions: difficulty with personal relationships and/or difficulty participating in the community
Interpersonal interactions: difficulty with a personal relationship (9)		
Interpersonal interactions: difficulty participating in the community (13)		
Work: difficulty with work or household activities (7)	Education and work: difficulty with school or studying activities, and/or difficulty with work or household activities	Education and work: difficulty with school or studying activities, and/or difficulty with work or household activities
Education: difficulty with school or studying activities (16)		
Sleep: difficulty sleeping, such as falling asleep, waking up frequently during the night, or waking up too early in the morning (8)	Sleep: difficulty sleeping, such as falling asleep, waking up frequently during the night or waking up too early in the morning	Sleep: difficulty sleeping, such as falling asleep, waking up frequently during the night or waking up too early in the morning
Body image: problem with the way your body or body parts look (11)	Body image: not liking the way body or body parts look	Body image: not liking the way body or body parts look
Digestive functions: feel you have lost weight in the last week (12)		
Looking after one's health: difficulty looking after oneself, including maintaining a balanced diet (14)		
Health services: receive health care needed (15)		
Medication: affects your problems and difficulties (17)		
Health professionals: affects your problems and difficulties (18)		
Social security: benefit from support from social security system (19)		
Arthritis or arthralgia present (not ranked)		Joint pain: pains in the joints of your body
	Sexual functions: difficulty with the mental and/or physical aspects of sex	Sexual functions: difficulty with the mental and/or physical aspects of sex

All elements (except "sexual functions") were included in the IBD-DI.<sup>13</sup>

<sup>a</sup>Number in parentheses after each item indicates importance rank; the presence of arthritis or arthralgia was not included in the ranking because although this information is recorded in the IBD-DI,<sup>13</sup> it is not one of the 19 IBD-DI questions.

<sup>b</sup>All elements (except "general health") were taken from the World Health Organization ICF comprehensive code set for IBD<sup>17</sup>; all elements (except "sexual functions") were included in the IBD-DI.<sup>13</sup>

<sup>c</sup>All elements were taken from the World Health Organization comprehensive ICF core set for IBD.<sup>17</sup>

care professionals may underestimate the impact that IBD has on the patient's daily life,<sup>32</sup> or they may misinterpret what matters most to patients about their disease.<sup>33</sup> As indicated by the

European Federation of Crohn's and Ulcerative Colitis Associations survey, patients often have difficulty in expressing their needs to their health care professional or are not asked probing

For each of the ten statements below, score your level of agreement on a scale of 0 to 10. Circle your scores on the coloured disc.

Absolutely disagree	Neither agree or disagree	Absolutely agree
0	1 2 3 4 5 6 7 8 9	10
In the last week, because of my Crohn's disease or ulcerative colitis...		
Abdominal pain	...I have had aches or pains in my stomach or abdomen	
Regulating defecation	...I have had difficulty coordinating and managing defecation, including choosing and getting to an appropriate place for defecation and cleaning myself afterwards	
Interpersonal interactions	...I have had difficulty with personal relationships and/or difficulty participating in the community	
Education and work	...I have had difficulty with school or studying activities, and/or difficulty with work or household activities	
Sleep	...I have had difficulty sleeping, such as falling asleep, waking up frequently during the night or waking up too early in the morning	
Energy	...I have not felt rested and refreshed during the day, and have felt tired and without energy	
Emotions	...I have felt sad, low or depressed, and/or worried or anxious	
Body image	...I have not liked the way my body or body parts look	
Sexual functions	...I have had difficulty with the mental and/or physical aspects of sex	
Joint pain	...I have had pains in the joints of my body	

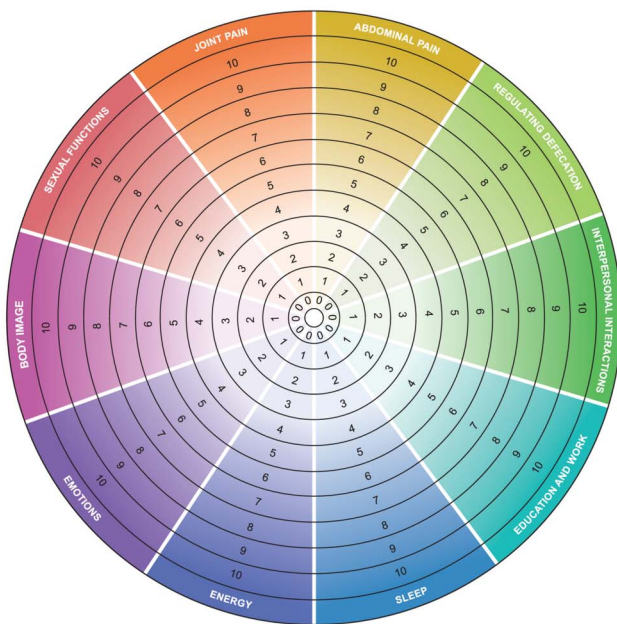


FIGURE 2. The IBD Disk questionnaire and scoring disk.

questions that reveal the true impact of their disease.<sup>1</sup> Part of this disconnect may be attributed to the lack of suitable or accessible tools with which to illicit and monitor key markers of disease burden or disability in outpatients with IBD.<sup>34</sup>

The IBD-DI is a physician-administered tool that captures specific objective items that describe what it means to live with IBD.<sup>13</sup> The published version of the questionnaire comprises 28 items: 18 items that cover different aspects of disability across the 3 domains of body functions, body structures, and activities and participation; 8 supplemental items that provide information about

how the patient's environment interacts with their disease; and 2 items relating to social security and access to the health care system.<sup>13</sup> These items were rigorously generated through a comprehensive process involving patient concept elicitation interviews, expert interviews, item generation, content validity, patient cognitive interviews, and a quantitative study. A modified version of the IBD-DI comprising 14 disability-related questions (general health, sleep, energy, emotions [feeling sad/depressed and feeling worried/anxious], body image, abdominal pain, regulating defecation, looking after one's health, interpersonal activities [difficulty with personal relationships/difficulty with community participation], work, education, and number of liquid/very soft stools) was recently rigorously validated in an independent population-based cohort of patients with IBD in France.<sup>15</sup>

The IBD Disk was developed using a consensus-based process to select elements from the IBD-DI that are most likely to be important in assessing a patient's disease burden and had relevance to both the patient and physician. Several items (difficulties with work/education and feeling depressed/anxious) were combined owing to similarities in concept. In addition, the IBD CONNECT Steering Committee suggested inclusion of "sexual functions" from the ICF comprehensive core set.<sup>17</sup> Sexual dysfunction is a common concern in patients with IBD and may be present in approximately half of women and a quarter of men with IBD.<sup>35</sup> Based on clinical experience, the Steering Committee considered that sexual dysfunction was likely to be important to patients and may not have been captured in the development of the IBD-DI because patients felt uncomfortable discussing the topic in the preparatory discussions. The Working Group agreed to include this item. The Working Group later also agreed to include "joint pain," from the IBD-DI and ICF core set. Articular involvement is the most common extraintestinal manifestation in IBD, even in patients who are in clinical and endoscopic IBD remission. A recent Swiss cohort study found 44% of patients with IBD have inflammatory articular disease.<sup>36</sup> The Working Group considered that it was important to include "joint pain" in the IBD Disk, as patients do not always attribute this to IBD and it may be a relevant point for discussion in a clinical consultation. In the last round of voting, "General health" was excluded from the IBD Disk, as the wide range of specific items now included in the disk covered the key elements of disability associated with IBD. The Working Group also felt that keeping the number of items to 10 would facilitate the use of the tool in clinical practice.

The resulting IBD Disk questionnaire and scoring disk (Fig. 2) fit on a single page that would be easy to translate and administer to patients before or during a clinic visit. A hypothetical example of how a patient's IBD Disk assessment provides a visual representation of disease burden and may change over time with good disease management is shown in Figure 3.

The IBD Disk could be used to track changes in disease burden over time, assess and monitor treatment efficacy in terms of disease burden, and set short-term and long-term goals. Regular completion of the IBD Disk, together with regular clinical

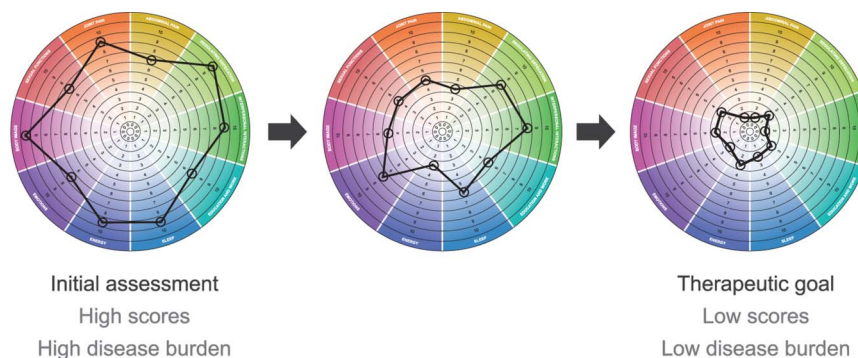


FIGURE 3. Hypothetical example of how a patient's IBD Disk assessment may change over time with good disease management.

assessments during clinic visits may provide a more complete picture of the patient's overall health, well-being, and disease state. Short-term goals that include reducing the IBD Disk scores for all or selected elements could be set and monitored over time, and treatment modified as required if goals are not reached. Explanations for changes in any specific element may be explored further at the clinic. Monitoring to achieve longer term goals of keeping IBD Disk scores low could provide information on the efficacy of and adherence to maintenance treatment. It will also be a good tool for a patient-centered conversation at follow-up visits.

This use of visual feedback to allow patients to see changes in their disease status may create a new experience for the patient and translate into potential improvements in understanding, behavior and treatment adherence. Furthermore, inclusion of items that are of relevance to both the patient and health care professional should allow meaningful dialogue between the 2 parties. This can be helpful for goal setting and shared decision making in a chronic condition such as IBD, which should be based on participatory medicine, mutual respect, patient engagement, and communication.

Interestingly and somewhat surprisingly, there is currently a lack of evidence in the literature evaluating how visual representation of disease state may impact patient outcomes. Further work should include assessment of changes in health behaviors in patients who measure their IBD burden with the IBD Disk.

It must be acknowledged that one of the possible shortcomings of this tool is the lack of direct patient involvement in selection of the items for inclusion. Nevertheless, items were obtained from the IBD-DI and ICF core set, which were developed based on analysis of a qualitative study (6 focus groups with 26 participants) to identify aspects of the "lived experience" of IBD and a multicenter cross-sectional study to describe functioning and health of persons with IBD. This gives us confidence that the components of the IBD Disk are meaningful to patients.

The next step for the IBD Disk will be to evaluate its operating characteristics in clinical practice as an outpatient tool in comparison to the IBD-DI, followed by validation of the capacity of the IBD Disk to assess changes in disability. As a potential value of the IBD Disk lies in the long-term monitoring

of IBD-associated disability, some longitudinal studies will be needed. Studies that directly compare the IBD Disk and the IBD-DI—and other clinical and nonclinical measures—will also be useful.

In conclusion, the IBD Disk is a self-administered adaption of the validated IBD-DI that has the potential to be a valuable tool for assessing IBD-related disability experienced by the patient and promoting discussion on specific issues important to the patient and the health care professional during consultation.

## ACKNOWLEDGMENTS

*Preparatory phase:* Supported by AbbVie, who provided funding to the Lucid Group, Loudwater, United Kingdom, to manage the IBD CONNECT educational program in 2012. AbbVie paid consultancy and speaker fees to the Steering Committee members (S. Ghosh, E. Louis, and L. Peyrin-Biroulet) for their participation in a Steering Committee meeting (London, United Kingdom; January 6, 2012) and a training meeting (Prague, Czech Republic; May 11–12, 2012). Travel to and from these meetings was paid by AbbVie.

The authors acknowledge the preparatory work conducted by the IBD CONNECT participants in 2012. IBD CONNECT was an international educational program that provided training and tools to improve collaboration between health care professionals (gastroenterologists and IBD nurses) and their patients with IBD. Content included essential motivational interviewing skills, shared decision-making principles, and techniques to improve health literacy. IBD CONNECT ran from 2011 to 2014 and included annual training meetings. The program was led by a Steering Committee of health care professionals (including S. Ghosh, E. Louis, and L. Peyrin-Biroulet) and was sponsored by AbbVie.

*Consensus phase:* Supported by AbbVie, who provided funding to the Lucid Group, Loudwater, United Kingdom, to manage the delivery of consensus phase. AbbVie paid consultancy fees to the IBD Disk Working Group for their participation in the process.

*Manuscript phase:* The article was developed from recommendations made by the IBD Disk Working Group. Recommendations for the IBD Disk Working Group members were made by

AbbVie. The authors maintained complete control over the content of the article and it reflects their opinions. No payments were made to the authors for the development or writing of this article. Juliette Allport of the Lucid Group provided editorial support to the authors in the development of this article; AbbVie paid the Lucid Group for this work. Payment of fees for Open Access was made by AbbVie.

The Steering Committee acknowledge the administrative and editorial support provided by Katherine Duxbury of the Lucid Group throughout the development of the IBD Disk 2012 to 2016.

S. Ghosh has received financial support for research from AbbVie and received consulting fees from AbbVie, Bristol-Myers Squibb, Janssen, MSD, Pfizer, Receptos, Shire, and Takeda. E. Louis has received educational grants from AbbVie and MSD; speaker fees from AbbVie, Chiesi, Ferring, Hospira, Janssen, Mitsubishi Pharma, MSD, and Takeda; and advisory board fees from AbbVie, Celltrion, Ferring, Mitsubishi Pharma, MSD, Prometheus and Takeda. L. Beaugerie has received consulting fees from AbbVie and Janssen; lecture fees from AbbVie, Ferring, and MSD; and research support from AbbVie, Biocodex, and Ferring. P. Bossuyt has received educational grants from AbbVie; speaker fees from AbbVie, Takeda, and Vifor Pharma; and advisory board fees from Hospira, Janssen, MSD, Mundipharma, and Dr Falk Benelux. G. Bouguen has received consultancy fees from AbbVie and MSD; and lecture fees from AbbVie, Ferring, MSD, and Takeda. A. Bourreille has received educational grants from MSD; speaker fees from AbbVie, Ferring, Hospira, Medtronic, MSD, and Takeda; and advisory board fees from AbbVie, Ferring, Medtronic, MSD, and Takeda. M. Ferrante has received financial support for research from Takeda; lecture fees from AbbVie, Boehringer-Ingelheim, Chiesi, Falk, Ferring, Mitsubishi Tanabe, MSD, Janssen, Takeda, Tillotts Pharma, and Zeria; and consultancy fees from AbbVie, Boehringer-Ingelheim, Ferring, Janssen, and MSD. D. Franchimont has received education grants, personal fees, and nonfinancial support from AbbVie and MSD; personal fees from Amgen, Ferring, Takeda, Mundipharma, Hospira, and Pfizer, outside of the submitted work. K. Frost has no financial support to report. X. Hebuterne has received funding from AbbVie, Fresenius Kabi, Janssen, and Takeda for advisory activity as a member of an advisory board and from AbbVie, Arard, Ferring, Fresenius Kabi, Mayoli-Spindler, MSD, Nestlé, Norgine, Nutricia, and Takeda for educational activities. J. K. Marshall has received honoraria for speaking and/or consulting from AbbVie, Allergan, Astra-Zeneca, Boehringer-Ingelheim, Celgene, Celltrion, Ferring, Hospira, Janssen, Merck, Pfizer, Procter & Gamble, Shire, and Takeda. C. O'Shea, an AbbVie employee, may own AbbVie stock and/or options. G. Rosenfeld has received honoraria for speaking and/or consulting from AbbVie, Ferring, Janssen, Pendopharm, Shire, and Takeda. C. Williams has received consulting and/or lecture fees from AbbVie, Ferring, Janssen, Shire, and Takeda and has been an advisory board participant for AbbVie, Janssen, and Takeda. L. Peyrin-Biroulet has received consulting

fees from Merck, AbbVie, Janssen, Genentech, Mitsubishi, Ferring, Norgine, Tillots, Vifor, Therakos, Pharmacosmos, Pilège, BMS, UCB-pharma, Hospira, Celltrion, Takeda, Biogaran, Boehringer-Ingelheim, Lilly, Pfizer, HAC-Pharma, Index Pharmaceuticals, Amgen, Sandoz, Forward Pharma GmbH, Celgene, Biogen, Lycera, and Samsung Bioepis; and lecture fees from Merck, AbbVie, Takeda, Janssen, Takeda, Ferring, Norgine, Tillots, Vifor, Therakos, Mitsubishi, and HAC-pharma.

## REFERENCES

- Lönnfors S, Vermeire S, Greco M, et al. IBD and health-related quality of life—discovering the true impact. *J Crohns Colitis*. 2014;8:1281–1286.
- Purc-Stephenson R, Bowlby D, Qaish ST. “A gift wrapped in barbed wire” positive and negative life changes after being diagnosed with inflammatory bowel disease. *Qual Life Res*. 2015;24:1197–1205.
- Norton C, Dibley LB, Bassett P. Faecal incontinence in inflammatory bowel disease: associations and effect on quality of life. *J Crohns Colitis*. 2013;7:e302–e311.
- Dibley L, Norton C. Experiences of fecal incontinence in people with inflammatory bowel disease: self-reported experiences among a community sample. *Inflamm Bowel Dis*. 2013;19:1450–1462.
- Wojtowicz AA, Greenley RN, Gumidyala AP, et al. Pain severity and pain catastrophizing predict functional disability in youth with inflammatory bowel disease. *J Crohns Colitis*. 2014;8:1118–1124.
- McDermott E, Mullen G, Moloney J, et al. Body image dissatisfaction: clinical features, and psychosocial disability in inflammatory bowel disease. *Inflamm Bowel Dis*. 2015;21:353–360.
- Floyd DN, Langham S, Severac HC, et al. The economic and quality-of-life burden of Crohn's disease in Europe and the United States, 2000 to 2013: a systematic review. *Dig Dis Sci*. 2015;60:299–312.
- Cohen BL, Zoega H, Shah SA, et al. Fatigue is highly associated with poor health-related quality of life, disability and depression in newly-diagnosed patients with inflammatory bowel disease, independent of disease activity. *Aliment Pharmacol Ther*. 2014;39:811–822.
- Marin L, Manosa M, Garcia-Planella E, et al. Sexual function and patients' perceptions in inflammatory bowel disease: a case-control survey. *J Gastroenterol*. 2013;48:713–720.
- Allen BL, Peyrin-Biroulet L. Moving towards disease modification in inflammatory bowel disease therapy. *Curr Opin Gastroenterol*. 2013;29:397–404.
- Williet N, Sandborn WJ, Peyrin-Biroulet L. Patient-reported outcomes as primary end points in clinical trials of inflammatory bowel disease. *Clin Gastroenterol Hepatol*. 2014;12:1246–1256.
- Peyrin-Biroulet L. What is the patient's perspective: how important are patient-reported outcomes, quality of life and disability? *Dig Dis*. 2010;28:463–471.
- Peyrin-Biroulet L, Cieza A, Sandborn WJ, et al. Development of the first disability index for inflammatory bowel disease based on the international classification of functioning, disability and health. *Gut*. 2012;61:241–247.
- Peyrin-Biroulet L, Cieza A, Sandborn WJ, et al. Disability in inflammatory bowel diseases: developing ICF Core Sets for patients with inflammatory bowel diseases based on the International Classification of Functioning, Disability, and Health. *Inflamm Bowel Dis*. 2010;16:15–22.
- Gower-Rousseau C, Sarter H, Savoye G, et al. Validation of the inflammatory bowel disease disability index in a population-based cohort. *Gut*. [Published online ahead of print December 8, 2015]. doi: 10.1136/gutjnl-2015-310151.
- Cieza A, Kirchberger I, Biering-Sorensen F, et al. ICF Core Sets for individuals with spinal cord injury in the long-term context. *Spinal Cord*. 2010;48:305–312.
- World Health Organization. *International Classification of Functioning, Disability and Health*. Geneva: World Health Organization; 2001. Available at: <http://www.who.int/classifications/icf/en>.
- Marin-Jimenez I, Nos P, Domenech E, et al. Diagnostic performance of the Simple Clinical Colitis Activity Index self-administered online at



- home by patients with ulcerative colitis: CRONICA-UC Study. *Am J Gastroenterol*. 2016;111:261–268.
19. Linder D, Sampogna F, Torreggiani A, et al. Psodisk, a new visual method for assessing the burden of psoriasis on patients. *J Eur Acad Dermatol Venereol*. 2012;26:1163–1166.
  20. Chiricozzi A, Bianchi L, Zangrilli A, et al. Quality of life of psoriatic patients evaluated by a new psychometric assessment tool: PsoDisk. *Eur J Dermatol*. 2015;25:64–69.
  21. Sampogna F, Linder D, Romano GV, et al. Results of the validation study of the Psodisk instrument, and determination of the cut-off scores for varying degrees of impairment. *J Eur Acad Dermatol Venereol*. 2015;29:725–731.
  22. Bleich SN, Ozaltin E, Murray CK. How does satisfaction with the health-care system relate to patient experience? *Bull World Health Organ*. 2009;87:271–278.
  23. Prakash B. Patient satisfaction. *J Cutan Aesthet Surg*. 2010;3:151–155.
  24. Cousin G, Schmid Mast M, Roter DL, et al. Concordance between physician communication style and patient attitudes predicts patient satisfaction. *Patient Educ Couns*. 2012;87:193–197.
  25. Paddison CA, Abel GA, Roland MO, et al. Drivers of overall satisfaction with primary care: evidence from the english general practice patient survey. *Health Expect*. 2015;18:1081–1092.
  26. Siegel CA, Lofland JH, Naim A, et al. Novel statistical approach to determine inflammatory bowel disease: patients' perspectives on shared decision making. *Patient*. 2016;9:79–89.
  27. Kennedy AP, Nelson E, Reeves D, et al. A randomised controlled trial to assess the effectiveness and cost of a patient orientated self management approach to chronic inflammatory bowel disease. *Gut*. 2004;53:1639–1645.
  28. Elkjaer M, Shuhaibar M, Burisch J, et al. E-health empowers patients with ulcerative colitis: a randomised controlled trial of the web-guided "Constant-care" approach. *Gut*. 2010;59:1652–1661.
  29. Selinger CP, Eaden J, Jones DB, et al. Modifiable factors associated with nonadherence to maintenance medication for inflammatory bowel disease. *Inflamm Bowel Dis*. 2013;19:2199–2206.
  30. Greene J, Hibbard JH, Sacks R, et al. When patient activation levels change, health outcomes and costs change, too. *Health Aff (Millwood)*. 2015;34:431–437.
  31. Hibbard JH, Greene J, Shi Y, et al. Taking the long view: how well do patient activation scores predict outcomes four years later? *Med Care Res Rev*. 2015;72:324–337.
  32. Rubin DT, Siegel CA, Kane SV, et al. Impact of ulcerative colitis from patients' and physicians' perspectives: results from the UC: NORMAL survey. *Inflamm Bowel Dis*. 2009;15:581–588.
  33. Cervesi C, Battistutta S, Martelossi S, et al. Health priorities in adolescents with inflammatory bowel disease: physicians' versus patients' perspectives. *J Pediatr Gastroenterol Nutr*. 2013;57:39–42.
  34. Peyrin-Biroulet L, Panes J, Sandborn WJ, et al. Defining disease severity in inflammatory bowel diseases: current and future directions. *Clin Gastroenterol Hepatol*. 2016;14:348–354.e317.
  35. Bel LG, Vollebregt AM, Van der Meulen-de Jong AE, et al. Sexual dysfunctions in men and women with inflammatory bowel disease: the influence of IBD-related clinical factors and depression on sexual function. *J Sex Med*. 2015;12:1557–1567.
  36. Ditisheim S, Fournier N, Juillerat P, et al. Inflammatory articular disease in patients with inflammatory bowel disease: result of the Swiss IBD cohort study. *Inflamm Bowel Dis*. 2015;21:2598–2604.