

## Variation in the observed effect of Xpert MTB/RIF testing for tuberculosis on mortality

Ochodo, Eleanor A.; Kalema, Nelson ; Schumacher, Samuel ; Steingart, Karen R.; Young, Taryn; Mallett, Sue; Deeks, Jon; Cobelens, Frank ; Bossuyt, Patrick M.; Nicol, Mark P; Cattamanchi, Adithya

DOI:

[10.12688/wellcomeopenres.15412.1](https://doi.org/10.12688/wellcomeopenres.15412.1)

License:

Creative Commons: Attribution (CC BY)

### Document Version

Publisher's PDF, also known as Version of record

### Citation for published version (Harvard):

Ochodo, EA, Kalema, N, Schumacher, S, Steingart, KR, Young, T, Mallett, S, Deeks, J, Cobelens, F, Bossuyt, PM, Nicol, MP & Cattamanchi, A 2019, 'Variation in the observed effect of Xpert MTB/RIF testing for tuberculosis on mortality: a systematic review and analysis of trial design considerations', *Wellcome Open Research*, vol. 4, 173. <https://doi.org/10.12688/wellcomeopenres.15412.1>

[Link to publication on Research at Birmingham portal](#)

### Publisher Rights Statement:

© 2019 Ochodo EA et al.

### General rights

Unless a licence is specified above, all rights (including copyright and moral rights) in this document are retained by the authors and/or the copyright holders. The express permission of the copyright holder must be obtained for any use of this material other than for purposes permitted by law.

- Users may freely distribute the URL that is used to identify this publication.
- Users may download and/or print one copy of the publication from the University of Birmingham research portal for the purpose of private study or non-commercial research.
- User may use extracts from the document in line with the concept of 'fair dealing' under the Copyright, Designs and Patents Act 1988 (?)
- Users may not further distribute the material nor use it for the purposes of commercial gain.

Where a licence is displayed above, please note the terms and conditions of the licence govern your use of this document.

When citing, please reference the published version.

### Take down policy








While the University of Birmingham exercises care and attention in making items available there are rare occasions when an item has been uploaded in error or has been deemed to be commercially or otherwise sensitive.

If you believe that this is the case for this document, please contact [UBIRA@lists.bham.ac.uk](mailto:UBIRA@lists.bham.ac.uk) providing details and we will remove access to the work immediately and investigate.



## SYSTEMATIC REVIEW

# Variation in the observed effect of Xpert MTB/RIF testing for tuberculosis on mortality: A systematic review and analysis of trial design considerations [version 1; peer review: 1 approved with reservations]

Eleanor A. Ochodo <sup>1</sup>, Nelson Kalema <sup>2</sup>, Samuel Schumacher <sup>3</sup>,  
Karen Steingart<sup>4</sup>, Taryn Young <sup>1</sup>, Susan Mallett<sup>5,6</sup>, Jon Deeks<sup>5,6</sup>, Frank Cobelens<sup>7</sup>,  
Patrick M. Bossuyt <sup>8</sup>, Mark P. Nicol <sup>9</sup>, Adithya Cattamanchi <sup>10</sup>

<sup>1</sup>Department of Global Health, Stellenbosch University, Cape Town, Western Cape, 8000, South Africa

<sup>2</sup>Infectious Diseases Institute, Makerere University, Kampala, 22418, Uganda

<sup>3</sup>Tuberculosis Department, Foundation for Innovative New Diagnostics, Geneva, 1202, Switzerland

<sup>4</sup>Department of Clinical Sciences, Liverpool School of Tropical Medicine, Liverpool, L3 5QA, UK

<sup>5</sup>NIHR Birmingham Biomedical Research Centre, University Hospitals Birmingham NHS Trust, University of Birmingham, Edgbaston, Birmingham, UK

<sup>6</sup>Test Evaluation Research Group, Institute of Applied Health Research, University of Birmingham, Edgbaston, Birmingham, UK

<sup>7</sup>Amsterdam Institute for Global Health and Development, Amsterdam University Medical Centers, Amsterdam, 1105 BP, The Netherlands

<sup>8</sup>Department of Clinical Epidemiology, Biostatistics and Bioinformatics, Amsterdam University Medical Centers, Amsterdam, 1105 AZ, The Netherlands

<sup>9</sup>School of Biomedical Sciences, Faculty of Health and Medical Sciences, University of Western Australia, Perth, WA, 6009, Australia

<sup>10</sup>Division of Pulmonary and Critical Care Medicine, University of California San Francisco Medical Center, San Francisco, California, 94110, USA

**v1** First published: 12 Nov 2019, 4:173 (<https://doi.org/10.12688/wellcomeopenres.15412.1>)

Latest published: 12 Nov 2019, 4:173 (<https://doi.org/10.12688/wellcomeopenres.15412.1>)

## Abstract

**Background:** Most studies evaluating the effect of Xpert MTB/RIF testing for tuberculosis (TB) concluded that it did not reduce overall mortality compared to usual care. We conducted a systematic review to assess whether key study design and execution features contributed to earlier identification of patients with TB and decreased pre-treatment loss to follow-up, thereby reducing the potential impact of Xpert MTB/RIF testing.

**Methods:** We searched the Cochrane Central Register of Controlled Trials (CENTRAL), MEDLINE, and Scopus for literature published from 1<sup>st</sup> January 2009 to February 2019. We included all primary intervention studies that had evaluated the effect of Xpert MTB/RIF on mortality compared to usual care in participants with presumptive pulmonary TB. We critically reviewed features of included studies across: Study setting and context, Study population, Participant recruitment and enrolment, Study procedures, and Study follow-up.

**Results:** We included seven randomised and one non-randomised study. All included studies demonstrated relative reductions in overall mortality in the Xpert MTB/RIF arm ranging from 6% to 40%. However, mortality

## Open Peer Review

### Reviewer Status ?


Invited Reviewers

1

#### version 1

published  
12 Nov 2019

?  
report

1 **Tom Boyles** , Anova Health Institute, Johannesburg, South Africa  
London School of Hygiene and Tropical Medicine, London, UK

Any reports and responses or comments on the article can be found at the end of the article.

reduction was reported to be statistically significant in two studies. Study features that could explain the lack of observed effect on mortality included: the higher quality of care at study sites; inclusion of patients with a higher pre-test probability of TB leading to higher than expected empirical rates; performance of additional diagnostic testing not done in usual care leading to increased TB diagnosis or empiric treatment initiation; the recruitment of participants likely to return for follow-up; and involvement of study staff in ensuring adherence with care and follow-up.

**Conclusion:** Most studies of Xpert MTB/RIF were designed and conducted in a manner that resulted in more patients being diagnosed and treated for TB, minimising the potential difference in mortality Xpert MTB/RIF testing could have achieved compared to usual care.

### Keywords

Tuberculosis diagnosis, methodology, Diagnostic trials, Impact studies

**Corresponding author:** Eleanor A. Ochodo ([eocho@sun.ac.za](mailto:eocho@sun.ac.za))

**Author roles:** **Ochodo EA:** Conceptualization, Data Curation, Formal Analysis, Funding Acquisition, Investigation, Methodology, Project Administration, Resources, Software, Writing – Original Draft Preparation, Writing – Review & Editing; **Kalema N:** Data Curation, Formal Analysis, Funding Acquisition, Writing – Original Draft Preparation, Writing – Review & Editing; **Schumacher S:** Conceptualization, Methodology, Writing – Review & Editing; **Steingart K:** Writing – Review & Editing; **Young T:** Funding Acquisition, Supervision, Writing – Review & Editing; **Mallett S:** Writing – Review & Editing; **Deeks J:** Writing – Review & Editing; **Cobelens F:** Conceptualization, Methodology, Writing – Review & Editing; **Bossuyt PM:** Conceptualization, Methodology, Writing – Review & Editing; **Nicol MP:** Conceptualization, Funding Acquisition, Methodology, Supervision, Writing – Review & Editing; **Cattamanchi A:** Conceptualization, Data Curation, Funding Acquisition, Methodology, Writing – Original Draft Preparation, Writing – Review & Editing

**Competing interests:** No competing interests were disclosed.

**Grant information:** This project was supported by the Wellcome Trust under grant number 109939 and the National Institute of Mental Health and the Fogarty International Centre of the National Institutes of Health (NIH) under Award Numbers D43TW009343, D43 TW010037 as well as the University of California Global Health Institute (UCGHI). The content is solely the responsibility of the authors and does not necessarily represent the official views of the Wellcome Trust, NIH or UCGHI.

*The funders had no role in study design, data collection and analysis, decision to publish, or preparation of the manuscript.*

**Copyright:** © 2019 Ochodo EA *et al.* This is an open access article distributed under the terms of the [Creative Commons Attribution License](#), which permits unrestricted use, distribution, and reproduction in any medium, provided the original work is properly cited.

**How to cite this article:** Ochodo EA, Kalema N, Schumacher S *et al.* **Variation in the observed effect of Xpert MTB/RIF testing for tuberculosis on mortality: A systematic review and analysis of trial design considerations [version 1; peer review: 1 approved with reservations]** Wellcome Open Research 2019, 4:173 (<https://doi.org/10.12688/wellcomeopenres.15412.1>)

**First published:** 12 Nov 2019, 4:173 (<https://doi.org/10.12688/wellcomeopenres.15412.1>)

## Introduction

Tuberculosis (TB) is the leading cause of mortality from an infectious disease globally. The 2018 World Health Organization (WHO) TB report estimates that there were 10 million incident TB cases and about 1.6 million TB-related deaths in 2017<sup>1</sup>. Early TB case detection and treatment initiation are critical for TB care and global TB elimination.

Sputum smear microscopy remains the primary method for diagnosing pulmonary TB in most countries with a high TB burden. Microscopy has suboptimal sensitivity and requires patients to submit multiple sputum samples often over several days, leading to loss to follow-up and missed opportunities for case detection and treatment. Nucleic acid amplification tests (NAAT) are known to increase sensitivity but until recently were not feasible in high-burden countries<sup>2</sup>. In 2010<sup>3</sup>, WHO first recommended Xpert MTB/RIF (Cepheid, Sunnyvale, CA, USA), a semi-automated, cartridge-based NAAT, as a first-line TB test for all patients suspected to have multi-drug resistant TB or HIV-associated TB and in 2013<sup>4</sup>, revised the recommendation to include Xpert MTB/RIF testing for all patients suspected to have TB where resources permit.

Since the initial WHO recommendations based on diagnostic accuracy estimates, several trials<sup>5–12</sup> have evaluated whether Xpert MTB/RIF testing reduced mortality among those undergoing TB evaluation in comparison to smear microscopy or pre-existing diagnostic algorithms. These trials have reported variable estimates of reduction in mortality, with only two<sup>9,11</sup> reporting a statistically significant decrease in mortality. A recently published individual patient data meta-analysis of five of such trials<sup>6–8,10,13</sup> also did not show significantly reduced six-month all-cause mortality (OR 0.88, 95% CI 0.68 to 1.14) in adults  $\geq 18$  years with presumptive pulmonary TB<sup>14</sup>.

Available literature cites possible reasons to explain methodological limitations of test-treatment trials and Xpert MTB/RIF's apparent lack of significant effect on mortality. A methodological review of test-treatment trials (n=103) published between 2004 and 2007 concluded that such trials were probably underpowered and had issues related to blinding, attrition, and inadequate primary analyses<sup>15</sup>. Other reviews of trials of Xpert MTB/RIF have raised issues related to the health systems in which the trials were conducted<sup>16</sup>, limited study power<sup>14,16</sup>, persistent use of empirical therapy<sup>17</sup>, limitations in interpreting trial results by focusing on statistical significance rather than clinically important differences<sup>18</sup>, and enrolling patients whose test results are not likely to influence treatment decisions<sup>19</sup>. However, to date, less attention has been paid to the external validity of trials: the extent to which the design and conduct of the trials reflect what could be expected in usual care. In addition to earlier identification of drug resistance, Xpert MTB/RIF testing is expected to reduce mortality through earlier identification of patients with TB (increased sensitivity compared with smear microscopy) and decreased pre-treatment loss to follow-up (faster turn-around-time for results). We conducted a systematic review to assess whether the design

and/or execution of studies also contributed to earlier identification of patients with TB and decreased pre-treatment loss to follow-up, thereby reducing the potential impact of Xpert MTB/RIF testing.

## Methods

### Study identification

We conducted a literature search to identify randomised and non-randomised studies assessing mortality following the introduction of Xpert MTB/RIF testing. We searched the Cochrane Central Register of Controlled Trials (CENTRAL), MEDLINE, and Scopus for studies in English published between 1 January 2009 and February 2019 with the terms 'Xpert MTB/RIF' or 'Xpert' or 'GeneXpert' and 'impact' or 'effect\*' or 'implementation' or 'trial\*'. We included studies that compared Xpert MTB/RIF to usual care as defined by the authors (for example sputum microscopy or culture), intending to measure the effect of these tests on mortality among participants presumed to have active pulmonary TB. Hypothetical trials or modelling studies were excluded. The study protocol, details of which are available as *Extended data*<sup>20</sup>, followed PRISMA guidelines for performing systematic reviews, where applicable<sup>21,22</sup>; however, since this was not a classical systematic review, not all items were appropriate. A completed checklist is available from Open Science Framework<sup>20</sup>.

### Appraisal of studies

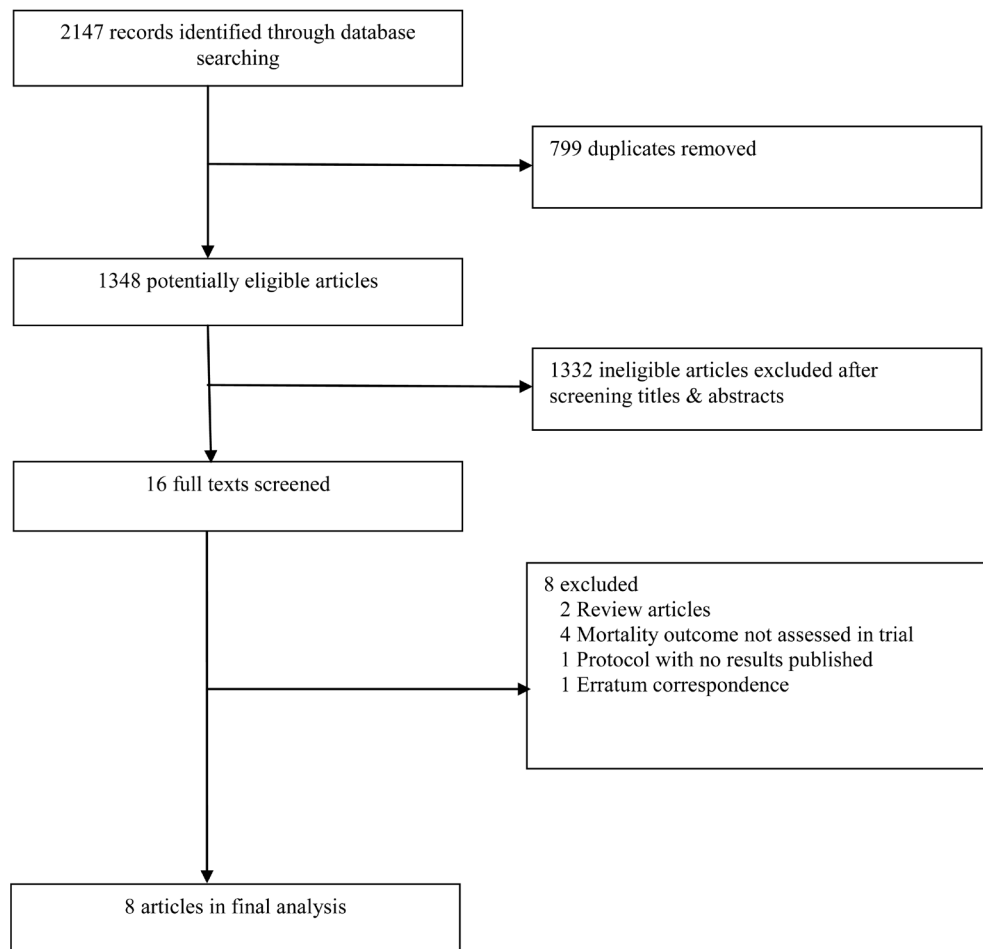
One reviewer (NK) searched, identified and appraised eligible articles up to December 2016. A second reviewer (EO) updated the search, identified and appraised eligible articles up to February 2019 in discussion with a senior reviewer (AC). The study data were extracted using Google forms and included the following elements: general study characteristics (geographical location, TB and HIV co-infection); description of study arms; sample size and power; description and results of the mortality outcome; and description of key study design features (study setting and context; study population; participant recruitment and enrolment; study procedures and participant follow-up). We used descriptive statistics to summarise quantitative data and provide a narrative summary of key design features concerning their potential impact on usual care. In appraising usual care, we considered how the study was executed assessing if usual care was enhanced beyond what is considered routine<sup>23–27</sup>.

## Results

### Characteristics of included studies

Our search yielded 2147 records ([Figure 1](#)). From this, eight studies were included in this review ([Table 1](#))<sup>12</sup>. These studies comprised three individual randomized trials<sup>5,8,10</sup>, two cluster randomised trials<sup>6,9</sup>, one secondary analysis of a stepped wedged randomised trial<sup>11,13</sup>, one cross-over trial<sup>7</sup>, and one pre-post intervention study<sup>12</sup>. Further information about each trial is given as *Extended data*<sup>20</sup>.

Each study was described as pragmatic by the study authors and involved patients undergoing evaluation for pulmonary



**Figure 1. Flow chart of included studies.**

TB in routine care settings (primary health care clinics<sup>6-11</sup> and tertiary referral hospitals<sup>5,12</sup>). All eight studies were conducted in high-TB-burden countries<sup>28</sup>, including seven in sub-Saharan Africa<sup>5-10,12</sup>, and one in Brazil<sup>11</sup>. Seven studies included adults  $\geq 18$  years<sup>5-10,12</sup> and one study<sup>11</sup> included adults and children of any age. Proportion of HIV-positive participants in the included studies ranged from 10% to 100%.

Usual care consisted of sputum smear microscopy in all but one study, where both culture and smear microscopy comprised standard of care<sup>5</sup> following a change in government policy recommending Xpert MTB/RIF as the initial diagnostic test.

Overall rates of participant loss to follow-up (LTFU) ranged from 1% to 22% in included studies. LTFU rates between trial arms were similar except for two studies in which LTFU was higher in the smear microscopy arm compared to the Xpert MTB/RIF arm (10% vs 2%<sup>12</sup> and 22% vs 18%<sup>8</sup>, respectively).

All-cause mortality was evaluated in seven studies<sup>5-9,12,17</sup> and TB-attributed mortality in one study<sup>11</sup>. Mortality was assessed as the primary outcome in three studies<sup>6,9,12</sup>, as a composite

primary outcome in one study<sup>8</sup> and as a secondary outcome in the other four studies<sup>5,7,11,17</sup>.

All included studies demonstrated relative reductions in overall mortality in the Xpert MTB/RIF arm ranging from 6% to 40%. However, mortality reduction was reported to be statistically significant in two studies (Table 1)<sup>9,11</sup>. Ngwira and colleagues<sup>9</sup> reported a statistically significant reduction in all-cause mortality in a subgroup of patients with newly diagnosed advanced HIV at primary health clinics in Malawi (RR: 0.43, 95% CI: 0.22 to 0.87), but not in the overall study population (RR: 0.78, 95% CI: 0.58 to 1.06). Trajman and colleagues<sup>11</sup> reported a lower TB-attributed death rate in the Xpert MTB/RIF arm (2.3% vs 3.8%; OR: 0.60, 95% CI: 0.42 to 0.86) among patients with presumptive TB in primary health clinics in Brazil.

### Analysis of key study design features relative to usual care

We analysed study features across five domains: study setting and context, study population, participant recruitment and enrolment, study procedures, and study follow-up. A summary of study features can be found in Table 2.

Table 1. Table of included study characteristics.

	Design and setting	Study population	Study arms	Rate of empirical treatment	Loss to follow up	Mortality outcome
Calligaro <i>et al.</i> (2015) <sup>5</sup> South Africa	Two arm individual randomised trial nested within a prospective cohort study done at ICUs of four tertiary referral centres in Cape Town.	Mechanically ventilated adults ( $\geq 18$ years) with suspected pulmonary TB (In-patients)  HIV+ status (27%)	Intervention: Xpert MTB/RIF (N=111)  Control: Smear microscopy on tracheal aspirates using LED Fluorescence microscopy and culture (N=115)	Xpert:n=4/24* (17%)  Smear:n=9/16* (56%) <i>Among Patients started on anti-TB treatment 13/40=32.5%</i>	Overall N=11/317=3.5%  Xpert:NR Smear: NR	Mortality-secondary outcome  28-day mortality: 30/111 (27%) vs 39/115 (34%); <b>*RR=0.80[95%CI 0.54-1.19]</b>  90-day mortality: 36/111 (32%) vs. 48/115 (42%); <b>*RR=0.78(95%CI 0.55-1.10)</b>
Churchyard <i>et al.</i> (2015) <sup>6</sup> South Africa	Two-arm parallel cluster-randomised trial at primary care clinics in medium-burden districts of South Africa	Adults ( $\geq 18$ years) with suspected pulmonary TB (Outpatients)  HIV+ status (62%)	Intervention: Xpert MTB/RIF on one sputum sample in associated laboratory N=10 laboratories N=2324 individuals  Control: Smear microscopy on 2 sputum samples using LED Fluorescence microscopy N=10 laboratories N=2332 individuals	Xpert: NR Smear:NR	Overall N=48 (1%) Xpert: n=25 Smear: n=23  Initial LTFU among those with positive index test: N=60/374 (16%)  Xpert: n= 34/200(17%) Smear: n=26/174(14.9%)	Six-month mortality-primary outcome  91/2324 (3.9%) vs. 116/2332 (5%)  <b>†Unadjusted HR 0.86 (95% CI 0.56–1.28)</b> <b>†aHR 1.10 (95%CI 0.75-1.62)</b>
Cox <i>et al.</i> (2014) <sup>7</sup> South Africa	Two-arm cross-over trial conducted in one large primary health care clinic in a peri-urban township in Cape Town.  Randomly allocation as either Xpert or routine diagnostic testing occurred each week.	Adults ( $\geq 18$ years) with suspected pulmonary TB (Outpatients)  HIV+ status (47%)	Intervention: Xpert MTB/RIF on two sputum sample in onsite laboratory: N=982;  Control: Routine diagnostic testing on two sputum samples in onsite laboratory: N=1003;	Xpert:NR Smear: NR  Reported "In our study population, empiric treatment is less common"	Xpert:NR Smear: NR	Six-month mortality-secondary outcome  3.4% (33/982) vs.3.8% (38/1,003) <b>†RR=0.89, [95% CI 0.56–1.40]</b>
Mupfumi <i>et al.</i> (2014) <sup>8</sup> Zimbabwe	Individual randomised clinical trial at one ART initiation center in an urban setting	HIV-infected adults ( $\geq 18$ years) initiating ART (Outpatients)  HIV+ status (100%)	Intervention: Xpert MTB/RIF on one sputum sample (N=182)  Control: Same-day Smear microscopy on two sputum samples using LED Fluorescence microscopy (N=172)	Among those diagnosed with TB by bacteriological or clinical criteria at baseline Overall N=54/88=61%  Xpert: n=23/43 (54%) Smear: n=31/45 (69%)	Overall N=60 (17%) Xpert: n=32/182 (18%) Smear: n=38/172 (22%)	Three-month mortality-primary outcome 11/182(6%) vs. 17/172(10%) <b>*RR=0.61 [95%CI 0.29-1.27]</b>



Design and setting	Study population	Study arms	Rate of empirical treatment	Loss to follow up	Mortality outcome
Ngwira <i>et al.</i> (2018) <sup>9</sup> Malawi	Adults (≥18 years) newly diagnosed with HIV with suspected pulmonary TB. Not on ART (Out-patients) HIV+ status (100%)	Intervention: Point-of-care Xpert MTB/RIF on one sputum sample (onsite same day) (N=1001) Control: Point-of-care Smear microscopy on two spot sputum samples using LED Fluorescence microscopy (onsite same day) (N=841)	Xpert: NR Reported that more clinical diagnoses observed in the Xpert arm than in the LED FM arm but figures not reported. Smear: NR	Overall N=407 (22%) Xpert: n=220 (22%) Smear: n=187 (22%)	12-month mortality-primary outcome †16.7 vs. 8.6 per 100 person-years RR=0.78[95% CI: 0.58-1.06] Sub group analysis (Advanced HIV) (RR 0.43, 95%CI: 0.22-0.87).
Theron <i>et al.</i> (2014) <sup>10</sup> South Africa, Zimbabwe, Zambia, Tanzania	Adults (≥18 years) with suspected pulmonary TB (Outpatients) HIV+ status (60%)	Intervention: Onsite, nurse-done Xpert testing on one sputum sample (N=744) Control: Same-day smear microscopy on one sputum sample (N=758)	Xpert: n=130/744 (17%) Smear:n= 197/758 (26%)	Overall N=20% Two months Xpert: n=69/321 (21%) Smear: n=70/324 (21%) Six months Xpert: n=74/321 (23%) Smear: n=71/324 (22%)	Six-month mortality-secondary outcome 58/744(8%) vs 63/758 (8%) †RR=0.94[95%CI 0.67-1.32]
Trajman <i>et al.</i> (2015) <sup>11,13</sup> Brazil	Patients (0 to ≥60 years) notified with pulmonary TB in the Brazilian national TB information system HIV+ status (10%)	Intervention: Xpert MTB/RIF on one sputum sample in laboratory (N=2232) Control: Smear microscopy using conventional light microscopy based on direct Ziehl-Neelsen staining on two sputum samples in laboratory (N=1856)	Xpert: NR -Clinically diagnosed, negative test n= 332 (14.9%) -Clinically diagnosed, no test result n=199 (8.9%) Smear:NR -Clinically diagnosed, negative test n= 381 (20.5%) -Clinically diagnosed, no test result n=213 (11.5%) Overall empirical treatment: 27.5%	Overall N=656 (16%) Xpert: n= 356 (15.9%) Smear: n= 300 (16.2%)	15 to 23-month mortality-secondary outcome 52/2232 (2.3%) vs. 71/1856 (3.8%) *OR=0.60[95% CI 0.42-0.86] †aOR (HIV status and age group)=0.65, 95% CI=0.44-0.97
Yoon <i>et al.</i> (2012) <sup>12</sup> Uganda	Adults (≥18 years) with suspected pulmonary TB (In-patients) HIV+ status (76%)	Intervention: Xpert MTB/RIF on one sputum sample (N=190) Control: Smear microscopy on two sputum samples using fluorescence microscopy (N=287)	Among those with culture-confirmed TB (n=262; 12%) Xpert: 7/105 (7%) Smear:24/157 (15%)	Overall N=32 (6%) Xpert: n=4 (2%) Smear: n=28 (10%)	Two-month mortality-Primary outcome †14% vs. 17% (Among 252 bacteriologically confirmed TB difference +3%, 95% CI: -21% to +27%,) *Overall mortality 55/250 vs 35/177 †RR=0.90[95%CI 0.62-1.31]

Abbreviations: NR, Not reported; ART, Anti-retroviral therapy

\*Estimates Relative Risk and 95% confidence intervals calculated by review team from mortality estimates presented in study.

† Estimates reported in included studies

**Table 2. Analysis of study features relative to usual care.**

Study	Summary of study features
Calligaro <i>et al.</i> (2015) <sup>5</sup>	Used laboratories that observed high quality standards for TB testing Inpatient setting with high pretest probability of TB and empirical treatment Informed consent required Use of additional testing; culture
Churchyard <i>et al.</i> (2015) <sup>6</sup>	High quality laboratories used; laboratories not meeting standards excluded Patients with reduced chance of LTFU. Excluded patients from remote locations or from outside catchment area Informed consent required Use of additional testing; chest radiographs Enhanced follow up by giving airtime vouchers to maintain contact; Home visits to those who lost contact
Cox <i>et al.</i> (2014) <sup>7</sup>	Used laboratories that observed high quality standards for TB testing Informed consent waived Enhanced follow-up of patients using multiple existing data registries used to follow-up patients; Home visits made to test negative patients and test positive patients not on treatment
Mupfumi <i>et al.</i> (2014) <sup>8</sup>	Used laboratories that observed high quality standards for TB testing Population with high likelihood of empirical treatment; HIV positive patients starting ART Informed consent required Use of additional testing; chest radiographs Enhanced follow up by tracking LTFU through clinical records and home visits
Ngwira <i>et al.</i> (2018) <sup>9</sup>	Used laboratories that observed high quality standards for TB testing Population with high likelihood of empirical treatment; HIV positive patients starting ART Patients with minimal chance of LTFU. Excluded patients from remote locations or from outside catchment area Informed consent required Continuous training of onsite personnel Enhanced follow-up of patients through extra visits, home visits and using data registers
Theron <i>et al.</i> (2014) <sup>10</sup>	Used laboratories that observed high quality standards for TB testing Research staff directly involved in care of participants Higher pre-test probability of TB; HIV negative patients required to have $\geq 2$ symptoms of TB Informed consent required Likelihood of increased interaction between study staff and patients through transporting patients for additional testing and counselling Use of additional testing; chest radiographs and culture
Trajman <i>et al.</i> (2015) <sup>11,13</sup>	Used laboratories that observed high quality standards for TB testing Informed consent waived All patients with presumptive TB included; no exclusion criteria Utilised routinely collected data from electronic records database No additional staff and diagnostics relative to usual care No enhanced follow up strategies
Yoon <i>et al.</i> (2012) <sup>12</sup>	Used laboratories that observed high quality standards for TB testing Research staff directly involved in care of participants Research staff performed sputum induction and bronchoscopy Inpatient setting with high pretest probability of TB and empirical treatment Informed consent required Likelihood of increased interaction between study staff and patients through transporting patients for additional testing and counselling Use of additional testing; chest radiographs and culture Enhanced follow up by providing transport vouchers and home visits



### Study setting and context

We focused on whether the quality of care in the usual care arm was higher at study sites than would be expected in usual care settings, either because of the sites chosen or the manner in which studies were executed. All eight studies used laboratories that observed high quality standards for TB testing, with one study<sup>6</sup> excluding laboratories that did not meet quality standards. In two studies, research staff were directly involved in the care of participants, including facilitating chest X-rays, delivering test results to participants, and referring participants for TB treatment<sup>10,12</sup>. In one study, research staff performed sputum induction and bronchoscopy, neither of which were routinely available at the study site<sup>12</sup>.

### Study population

Empiric treatment is more common when pre-test probability of TB is high<sup>17,19</sup> or in study populations with very ill patients who have a high likelihood of dying, reducing the potential impact of Xpert MTB/RIF, a more sensitive test than sputum microscopy. Five studies reported rates of empiric treatment, and the rates ranged from 12% to 60%<sup>5,8,10-12</sup>. Five of eight studies enrolled participants with a higher pre-test probability of TB than the target population (i.e., all patients referred for sputum-based TB testing in usual care). Yoon and colleagues<sup>12</sup> and Calligaro and colleagues<sup>5</sup> conducted their studies in inpatient settings, where TB prevalence and empiric treatment rates are generally higher than in outpatient settings. Theron and colleagues<sup>10</sup> required HIV-negative participants to have at least two TB symptoms (cough for more than two weeks, fever lasting two weeks, weight loss, sweats, fatigue, chest pain or hemoptysis), rather than enrolling all patients referred for TB testing. Two studies<sup>8,9</sup> included only HIV-positive patients who had not started ART, a population in whom empiric treatment is more common. In addition to high rates of empiric treatment, Churchyard and colleagues<sup>6</sup> and Ngwira and colleagues<sup>9</sup> excluded patients who resided outside the clinic catchment area or in remote locations, reducing the potential for loss to follow-up.

### Participant recruitment/enrolment

A high level of interaction between research staff and participants could lead to increased adherence to care and follow-up. Study staff requested consent from participants in all but two<sup>7,11</sup> studies, and as noted earlier, transported patients for chest radiographs in two studies<sup>10,12</sup>. Both studies provided an opportunity for research staff to build rapport and counsel and educate participants on TB diagnosis and treatment. In addition, patients were asked to wait for their smear microscopy results or were offered voluntary counselling as they were being transported for chest radiographs in one study<sup>10</sup>, likely reducing pre-treatment loss to follow-up relative to routine care.

### Study procedures

The use of testing and other procedures not typically available in many high burden settings could lead to more patients being diagnosed with and treated for TB than would have occurred under usual care. For example, chest radiography was performed in all participants in two studies<sup>10,12</sup>, at baseline at the discretion of clinicians in one study<sup>8</sup> and in HIV-positive participants

with a negative index test result in another study<sup>6</sup>. The availability of chest radiograph results compatible with active TB is likely to have made empiric TB treatment initiation more frequent, especially for HIV-positive participants<sup>10</sup>. Culture is not routinely available in most high TB burden settings. However, it was part of usual care in one study setting<sup>5</sup>, and was performed in two other studies as a reference standard for diagnostic test accuracy calculations<sup>10,12</sup>. In all these three studies, a positive culture test result also informed treatment in the Xpert MTB/RIF arm.

### Study follow-up

To maintain contact and study follow up, Churchyard and colleagues<sup>6</sup> sent mobile phone call vouchers (worth \$2 USD) as an incentive to encourage patients to remain contactable during the study and later organised home visits when contact calling failed. Ngwira and colleagues<sup>9</sup> enhanced follow up by scheduling extra visits, conducting home visits and using data registers to trace participants who missed clinic appointments. Yoon and colleagues provided transport vouchers and made home visits for patients who did not return for scheduled follow-up visits<sup>12</sup>. The enhanced follow-up procedures likely increased initiation of TB treatment for those with bacteriologically-confirmed disease and those without bacteriological confirmation but persistent symptoms.

### Discussion

Our review has implications for the design of future trials aiming to assess the comparative effectiveness of novel TB diagnostics. We highlight features of trial design and execution that could have mitigated the key advantages of Xpert MTB/RIF relative to smear microscopy with respect to faster diagnosis and treatment of TB patients. Such features included: a higher quality of care in comparison to usual care at trial sites, inclusion of patients with higher pre-test probability of TB relative to all patients undergoing TB testing at the trial sites leading to higher than expected empiric treatment rates, selection criteria and increased contact with participants as a result of study procedures leading to reduced pre-treatment loss to follow-up, the performance of additional diagnostic testing not done in usual care leading to increased TB diagnosis or empiric treatment initiation, the recruitment of participants likely to return for follow-up, and involvement of study staff in ensuring adherence with care. Designing future comparative studies of novel TB diagnostics in real life settings where optimal conditions are not likely to be met could mitigate these issues and provide a better assessment of their likely impact.

Our findings complement those of Auld and colleagues<sup>16</sup>, who also published a literature review exploring Xpert MTB/RIF's lack of effect on morbidity and mortality. They appraised eight trials (six randomised<sup>5-8,10,11</sup> and two pre-post trials<sup>12,29</sup>) and concluded that study characteristics that may explain this lack of effect on morbidity and mortality include underpowered trials, higher rates of empiric treatment in the control arms compared to the Xpert MTB/RIF arm, studies with populations not comprised exclusively of those likely to

benefit from Xpert MTB/RIF, and health system limitations such as patient loss to follow-up. Our review extends upon and contextualizes these findings by focusing on how specific study design and execution features that improve upon usual care may mitigate the potential benefit of novel diagnostics.

Of the eight studies included in our review, Trajman and colleagues<sup>11</sup> minimally interrupted usual care for that setting. The study was conducted at public primary care settings, included all patients undergoing TB testing (no exclusion criteria) and utilized routinely collected data to assess outcomes. Electronic records of routinely collected diagnostic, treatment and outcome data were linked and analysed retrospectively with minimal influence by external research staff. Trajman and colleagues also did not utilize additional resources in terms of staff or diagnostics that were used over and above what was available in usual care settings and similar implementation protocols were uniformly applied at all sites. Informed consent was also not a requirement.

There is an inherent tension between a study's internal and external validity<sup>30,31</sup>, with the former favouring more rigorous control and the latter more pragmatism. Indeed, most research on which practice guidelines have been based have focused on internal validity rather than external validity<sup>30</sup>. For example, some selection and/or additional support for study sites is needed to ensure the availability of test kits and anti-TB drugs during the trial period and some strengthening of routine data collection and recording is needed to minimize missing data. If a study is completely hands-off with regard to clinical practice it may not demonstrate effects on mortality because the system in which the test is introduced is poorly functioning. This may be useful information in that specific context (there may be little point in implementing a new diagnostic in the context of a dysfunctional health system) but may mislead on the potential impact on mortality in a better functioning system. In practice, feasibility issues such as available study funding and available time to conduct the studies<sup>27</sup> mean that most studies fall along a continuum between pragmatic and explanatory approaches<sup>32</sup>. In this light, researchers are encouraged to use the Pragmatic Explanatory Continuum Indicator Summary (PRECIS) tool to inform design decisions on how explanatory (ideal context) or pragmatic (usual care context) the study features of their trials can be in the pragmatic/explanatory continuum<sup>33</sup>. Trial findings also need to be interpreted in line with the trial's position in this continuum particularly if they are labelled as pragmatic.

When a study aims to provide valid evidence for or against the introduction of a trial-validated intervention in real-world settings, a more pragmatic trial is needed to evaluate its performance in less controlled, heterogeneous settings and populations that are typical of the settings the intervention is intended for<sup>34</sup>. The study population should be all persons that would qualify for the intervention under usual care including adults and children and participants that may be prone to loss to

follow-up. Recruitment approaches should be built on existing ones<sup>35</sup>. Individual consent should be inferred from participants' presentation at the health facility and request for treatment especially if the intervention under study is already approved. Study populations, would, therefore present themselves to the health facility staff and be evaluated by no more effort than that observed under usual care or alternative methods of obtaining consent can be sought such as consent waivers, integrated clinical and research consent, and broadcast consent (notifications in health settings informing patients that trials with minimal risk are permitted)<sup>36</sup>. The intervention should be delivered through usual care providers and resources<sup>34</sup>. Data on patients and outcome measures should also be gathered from routine programmatic data sources wherever efforts can be made to strengthen data collection and bring it to a higher standard, without having the potentially problematic effect of placing research staff at each study site.

The strengths of our review include a comprehensive search in multiple databases for studies assessing the effect of Xpert MTB/RIF testing on mortality. Two reviewers extracted data in discussion with a senior reviewer. Our review was limited by focusing on the effect of Xpert MTB/RIF on one health outcome. However, other health outcomes such as morbidity and quality of life are limited by lack of standardized scores and are rarely<sup>18</sup> measured in trials. For example, only one trial<sup>10</sup> in our review evaluated the effect on morbidity and none evaluated the effect on quality of life. An advantage of Xpert is its high sensitivity in detecting rifampicin-resistant TB<sup>37</sup>. It would be informative to evaluate the effect of Xpert MTB/RIF on health outcomes in patients with rifampicin-resistant TB. However, none of the included studies evaluated the effect of Xpert on rifampicin resistant-TB due to limited prevalence and follow-up. In addition, we did not review the effect of Xpert testing in children because TB diagnosis in children is still a challenge<sup>38</sup>. Indeed, only one study<sup>11</sup> included children. Lastly, our review was limited to studies written in English and to what was reported in the included studies.

In conclusion, although presented as pragmatic, specific study design and execution choices are likely to reduce the ability of trials to demonstrate an impact of Xpert MTB/RIF testing on mortality. Offering higher quality of care than what occurs in usual care may lead to differences in mortality between control and intervention arms that are smaller than would have been observed with usual care. Trialists face an inherent tension between balancing internal and external validity. Nonetheless, our findings indicate trials that are further along the explanatory-pragmatic continuum are needed to evaluate the impact of the next-generation of TB diagnostics in real-world settings.

## Data availability

### Underlying data

All data underlying the results are available as part of the article and no additional source data are required.

## Extended data

Open Science Framework: Variation in the observed effect of Xpert MTB/RIF testing for tuberculosis on mortality. <https://doi.org/10.17605/OSF.IO/HXYQW<sup>20</sup>>.

This project contains the following extended data:

- Protocol-Literature Review\_v4 (protocol for this review).
- Systematic review data-TB Xpert Effect (data on studies identified by this review).

## Reporting guidelines

Open Science Framework: PRISMA checklist and flow chart for 'Variation in observed effect of Xpert MTB/RIF testing for tuberculosis on mortality' <https://doi.org/10.17605/OSF.IO/HXYQW<sup>20</sup>>.

Data are available under the terms of the [Creative Commons Zero "No rights reserved" data waiver](#) (CC0 1.0 Public domain dedication).

## References

1. WHO: **Global Tuberculosis Report**. Geneva: World Health Organization. 2018; (accessed April 01, 2019). [Reference Source](#)
2. UNITAID: **Tuberculosis Diagnostics Technology Landscape 5th Edition**. Geneva. 2017; (accessed January 10, 2019). [Reference Source](#)
3. WHO: **WHO Policy statement: automated real-time nucleic acid amplification technology for rapid and simultaneous detection of tuberculosis and rifampicin resistance: Xpert MTB/RIF system**. World Health Organization. 2011; (accessed January 10, 2019). [Reference Source](#)
4. WHO: **Automated real-time nucleic acid amplification technology for rapid and simultaneous detection of tuberculosis and rifampicin resistance: Xpert MTB/RIF assay for the diagnosis of pulmonary and extrapulmonary TB in adults and children: Policy Update**. World Health Organization. 2013; (accessed January 10, 2019). [Reference Source](#)
5. Calligaro GL, Theron G, Khalife H, *et al.*: **Burden of tuberculosis in intensive care units in Cape Town, South Africa, and assessment of the accuracy and effect on patient outcomes of the Xpert MTB/RIF test on tracheal aspirate samples for diagnosis of pulmonary tuberculosis: a prospective burden of disease study with a nested randomised controlled trial**. *Lancet Respir Med*. 2015; 3(8): 621–30. [PubMed Abstract](#) | [Publisher Full Text](#)
6. Churchyard GJ, Stevens WS, Mamejia LD, *et al.*: **Xpert MTB/RIF versus sputum microscopy as the initial diagnostic test for tuberculosis: a cluster-randomised trial embedded in South African roll-out of Xpert MTB/RIF**. *Lancet Glob Health*. 2015; 3(8): e450–e7. [PubMed Abstract](#) | [Publisher Full Text](#)
7. Cox HS, Mbhele S, Mohess N, *et al.*: **Impact of Xpert MTB/RIF for TB diagnosis in a primary care clinic with high TB and HIV prevalence in South Africa: a pragmatic randomised trial**. *PLoS Med*. 2014; 11(11): e1001760. [PubMed Abstract](#) | [Publisher Full Text](#) | [Free Full Text](#)
8. Mupfumi L, Makamure B, Chirehwa M, *et al.*: **Impact of Xpert MTB/RIF on Antiretroviral Therapy-Associated Tuberculosis and Mortality: A Pragmatic Randomized Controlled Trial**. *Open Forum Infect Dis*. 2014; 1(1): ofu038. [PubMed Abstract](#) | [Publisher Full Text](#) | [Free Full Text](#)
9. Ngwira LG, Corbett EL, Khundi M, *et al.*: **Screening for Tuberculosis With Xpert MTB/RIF Assay Versus Fluorescent Microscopy Among Adults Newly Diagnosed With Human Immunodeficiency Virus in Rural Malawi: A Cluster Randomized Trial (Chepetsa)**. *Clin Infect Dis*. 2019; 68(7): 1176–1183. [PubMed Abstract](#) | [Publisher Full Text](#) | [Free Full Text](#)
10. Theron G, Zijenah L, Chanda D, *et al.*: **Feasibility, accuracy, and clinical effect of point-of-care Xpert MTB/RIF testing for tuberculosis in primary-care settings in Africa: a multicentre, randomised, controlled trial**. *Lancet*. 2014; 383(9915): 424–35. [PubMed Abstract](#) | [Publisher Full Text](#)
11. Trajman A, Durovni B, Saraceni V, *et al.*: **Impact on Patients' Treatment Outcomes of XpertMTB/RIF Implementation for the Diagnosis of Tuberculosis: Follow-Up of a Stepped-Wedge Randomized Clinical Trial**. *PLoS One*. 2015; 10(4): e0123252. [PubMed Abstract](#) | [Publisher Full Text](#) | [Free Full Text](#)
12. Yoon C, Cattamanchi A, Davis JL, *et al.*: **Impact of Xpert MTB/RIF testing on tuberculosis management and outcomes in hospitalized patients in Uganda**. *PLoS One*. 2012; 7(11): e48599. [PubMed Abstract](#) | [Publisher Full Text](#) | [Free Full Text](#)
13. Durovni B, Saraceni V, van den Hof S, *et al.*: **Impact of replacing smear microscopy with Xpert MTB/RIF for diagnosing tuberculosis in Brazil: a stepped-wedge cluster-randomized trial**. *PLoS Med*. 2014; 11(12): e1001766. [PubMed Abstract](#) | [Publisher Full Text](#) | [Free Full Text](#)
14. Di Tanna GL, Khaki AR, Theron G, *et al.*: **Effect of Xpert MTB/RIF on clinical outcomes in routine care settings: individual patient data meta-analysis**. *Lancet Glob Health*. 2019; 7(2): e191–e9. [PubMed Abstract](#) | [Publisher Full Text](#) | [Free Full Text](#)
15. Ferrante di Ruffano L, Dinnes J, Sitch AJ, *et al.*: **Test-treatment RCTs are susceptible to bias: a review of the methodological quality of randomized trials that evaluate diagnostic tests**. *BMC Med Res Methodol*. 2017; 17(1): 35. [PubMed Abstract](#) | [Publisher Full Text](#) | [Free Full Text](#)
16. Auld AF, Fielding KL, Gupta-Wright A, *et al.*: **Xpert MTB/RIF - why the lack of morbidity and mortality impact in intervention trials?** *Trans R Soc Trop Med Hyg*. 2016; 110(8): 432–44. [PubMed Abstract](#) | [Publisher Full Text](#)
17. Theron G, Peter J, Dowdy D, *et al.*: **Do high rates of empirical treatment undermine the potential effect of new diagnostic tests for tuberculosis in high-burden settings?** *Lancet Infect Dis*. 2014; 14(6): 527–32. [PubMed Abstract](#) | [Publisher Full Text](#)
18. Schumacher SG, Sohn H, Qin ZZ, *et al.*: **Impact of Molecular Diagnostics for Tuberculosis on Patient-Important Outcomes: A Systematic Review of Study Methodologies**. *PLoS One*. 2016; 11(3): e0151073. [PubMed Abstract](#) | [Publisher Full Text](#) | [Free Full Text](#)
19. Boyles TH: **Why do clinical trials of Xpert® MTB/RIF fail to show an effect on patient relevant outcomes?** *Int J Tuberc Lung Dis*. 2017; 21(3): 249–50. [PubMed Abstract](#) | [Publisher Full Text](#)
20. Ochodo E: **Variation in the observed effect of Xpert MTB/RIF testing for tuberculosis on mortality**. 2019. <http://www.doi.org/10.17605/OSF.IO/HXYQW>
21. Higgins JPT, Lasserson T, Chandler J, *et al.*: **Methodological Expectations of Cochrane Intervention Reviews**. London: Cochrane, 2018. [Reference Source](#)
22. Moher D, Liberati A, Tetzlaff J, *et al.*: **Preferred reporting items for systematic reviews and meta-analyses: the PRISMA statement**. *PLoS Med*. 2009; 6(7): e1000097. [PubMed Abstract](#) | [Publisher Full Text](#) | [Free Full Text](#)
23. Dal-Ré R, Janiaud P, Ioannidis JPA: **Real-world evidence: How pragmatic are randomized controlled trials labeled as pragmatic?** *BMC Med*. 2018; 16(1): 49. [PubMed Abstract](#) | [Publisher Full Text](#) | [Free Full Text](#)
24. Glasgow RE, Magid DJ, Beck A, *et al.*: **Practical clinical trials for translating research to practice: design and measurement recommendations**. *Med Care*. 2005; 43(6): 551–7. [PubMed Abstract](#) | [Publisher Full Text](#)
25. Huf G, Kritski A: **Evaluation of the clinical utility of new diagnostic tests for tuberculosis: the role of pragmatic clinical trials**. *J Bras Pneumol*. 2012; 38(2): 237–45. [PubMed Abstract](#) | [Publisher Full Text](#)
26. Helms PJ: **'Real world' pragmatic clinical trials: what are they and what do they tell us?** *Pediatr Allergy Immunol*. 2002; 13(1): 4–9. [PubMed Abstract](#) | [Publisher Full Text](#)
27. Tunis SR, Stryer DB, Clancy CM: **Practical clinical trials: increasing the value of clinical research for decision making in clinical and health policy**. *JAMA*. 2003; 290(12): 1624–32. [PubMed Abstract](#) | [Publisher Full Text](#)
28. WHO: **Global Tuberculosis Report**. Geneva: World Health Organization, 2017. (accessed January 10, 2019). [Reference Source](#)
29. van Kampen SC, Susanto NH, Simon S, *et al.*: **Effects of Introducing Xpert MTB/RIF on Diagnosis and Treatment of Drug-Resistant Tuberculosis Patients in Indonesia: A Pre-Post Intervention Study**. *PLoS One*. 2015; 10(6): e0123536. [PubMed Abstract](#) | [Publisher Full Text](#) | [Free Full Text](#)
30. Green LW, Glasgow RE: **Evaluating the relevance, generalization, and**

applicability of research: issues in external validation and translation methodology. *Eval Health Prof.* 2006; **29**(1): 126–53.

[PubMed Abstract](#) | [Publisher Full Text](#)

31. Shadish WR, Cook TD, Campbell DT: **Experimental and quasi-experimental design for generalized causal inference.** Boston: Houghton Mifflin, 2002.  
[Reference Source](#)
32. AHRQ: **Using Pragmatic Clinical Trials to Test the Effectiveness of Patient-Centered Medical Home Models in Real-World Settings.** Agency for Healthcare Research and Quality. 2013. (accessed August 01, 2019).  
[Reference Source](#)
33. Loudon K, Treweek S, Sullivan F, *et al.*: **The PRECIS-2 tool: designing trials that are fit for purpose.** *BMJ.* 2015; **350**: h2147.  
[PubMed Abstract](#) | [Publisher Full Text](#)
34. Worsley SD, Oude Rengerink K, Irving E, *et al.*: **Series: Pragmatic trials and real world evidence: Paper 2. Setting, sites, and investigator selection.** *J Clin Epidemiol.* 2017; **88**: 14–20.  
[PubMed Abstract](#) | [Publisher Full Text](#)
35. Oude Rengerink K, Kalkman S, Collier S, *et al.*: **Series: Pragmatic trials and real world evidence: Paper 3. Patient selection challenges and consequences.** *J Clin Epidemiol.* 2017; **89**: 173–80.  
[PubMed Abstract](#) | [Publisher Full Text](#)
36. Kalkman S, van Thiel GJM, Zuidgeest MGP, *et al.*: **Series: Pragmatic trials and real world evidence: Paper 4. Informed consent.** *J Clin Epidemiol.* 2017; **89**: 181–7.  
[PubMed Abstract](#) | [Publisher Full Text](#)
37. Horne DJ, Kohli M, Zifodya JS, *et al.*: **Xpert MTB/RIF and Xpert MTB/RIF Ultra for pulmonary tuberculosis and rifampicin resistance in adults.** *Cochrane Database Syst Rev.* 2019; **6**: CD009593.  
[PubMed Abstract](#) | [Publisher Full Text](#) | [Free Full Text](#)
38. Pai M, Behr MA, Dowdy D, *et al.*: **Tuberculosis.** *Nat Rev Dis Primers.* 2016; **2**: 16076.  
[PubMed Abstract](#) | [Publisher Full Text](#)

# Open Peer Review

Current Peer Review Status: 

---

## Version 1

Reviewer Report 11 December 2019

<https://doi.org/10.21956/wellcomeopenres.16852.r37001>

© 2019 Boyles T. This is an open access peer review report distributed under the terms of the [Creative Commons Attribution License](#), which permits unrestricted use, distribution, and reproduction in any medium, provided the original work is properly cited.



**Tom Boyles** 

<sup>1</sup> Anova Health Institute, Johannesburg, South Africa

<sup>2</sup> London School of Hygiene and Tropical Medicine, London, UK

Thank you for the opportunity to review this systematic review and analysis of trial design considerations in the evaluation of Xpert MTB/RIF.

When Xpert MTB/RIF was first reported to have much higher sensitivity than the current test (smear microscopy), it was widely assumed to be a game changer in terms of TB diagnostics. Multiple clinical trials along with meta-analyses have shown that the impact is much less than was anticipated.

Rather than accept that Xpert MTB/RIF might not be an important addition to TB diagnostics, multiple authors have tried to explain the lack of trial efficacy by examining the trial design.

In this review, the authors focus on 5 areas, study setting and context, population, recruitment and enrollment, study procedures and follow-up.

The authors make a strong argument for many of the studies having sub-optimal design in these aspects and conclude that “trialists face an inherent tension between balancing internal and external validity. Nonetheless, our findings indicate trials that are further along the explanatory-pragmatic continuum are needed to evaluate the impact of the next-generation of TB diagnostics in real-world settings.”

This is an interesting argument as in general, when trials are less pragmatic there tends to be a larger effect size than in real world settings. The authors are arguing that in this instance, the opposite is true, and that larger effect sizes would be seen in real world settings.

Their arguments are convincing but do not address the main reasons for the failure of these studies to show an effect on mortality. In this reviewer’s opinion, the primary reason that many of these trials failed to show an effect of Xpert MTB/RIF was fundamental design flaws in terms of the choice of the intervention arm.

The fundamentals of determining the impact of a novel diagnostic is to perform ‘test research’ (diagnostic

accuracy studies) before moving to 'diagnostic research' (e.g. developing algorithms or prediction rules), before finally moving to 'diagnostic intervention research' (randomised trials). In the case of Xpert MTB/RIF no adequate 'diagnostic research' was performed and so appropriate diagnostic strategies were not developed prior to designing randomised trials. The trials therefore merely tested the standard of care, which was smear microscopy and frequent empiric therapy (due to the known lack of sensitivity of smear) vs Xpert MTB/RIF as a stand alone test. An appropriate research strategy would have been to first develop a full diagnostic strategy based around Xpert MTB/RIF, which included for example, therapy for patients with a high pre-test probability of disease regardless of Xpert result, empiric therapy for patients with high pre-test probability who were unable to produce sputum, possibly with the inclusion of a trial of antibiotics and referral for CXR when the diagnosis was in doubt.

Such an approach would have adequately compared the current standard of care with an evidence based diagnostic strategy which included Xpert MTB/RIF. In their form that these studies were done, it was in my opinion highly likely that no effect would be seen.

Therefore, while the authors make some convincing arguments as to how these trials might have been better designed, my suggestion would be that they acknowledge that these were minor flaws in comparison to those mentioned above. I would conclude that while there is room for improvement in the 5 areas they discuss, adequate randomised trials of Xpert MTB/RIF would compare the current standard of care diagnostic strategy based around smear microscopy. with a novel diagnostic strategy which included Xpert MTB/RIF, rather than simply comparing a test with another test.

**Are the rationale for, and objectives of, the Systematic Review clearly stated?**

Yes

**Are sufficient details of the methods and analysis provided to allow replication by others?**

Yes

**Is the statistical analysis and its interpretation appropriate?**

Yes

**Are the conclusions drawn adequately supported by the results presented in the review?**

Partly

**Competing Interests:** No competing interests were disclosed.

**Reviewer Expertise:** Infectious diseases clinician with an interest in the appropriate evaluation of novel diagnostics, particularly for tuberculosis.

**I confirm that I have read this submission and believe that I have an appropriate level of expertise to confirm that it is of an acceptable scientific standard, however I have significant reservations, as outlined above.**

---