

## STUDIES ON THE HARMFUL ENTOMOFAUNA OF SOME OF THE VEGETABLE CROPS IN THE SOUTH OF OLTENIA

Bîrzanu Felicia<sup>1</sup>, Mitrea Ion<sup>2</sup>

PhD University of Craiova, e-mail : [birzanu\\_felicia@yahoo.com](mailto:birzanu_felicia@yahoo.com)

<sup>2</sup> University of Craiova, Faculty of Horticulture

**Key words:** harmful entomofauna, vegetable cultures

### ABSTRACT

*Vegetable products have an essential role in regulating the concentration of hydrogen ions in the body, and are greatly diversified, being cultivated on large areas, which also leads to the emergence of pests, and results in high production losses.*

*The purpose of this paper is to bring a high intake of scientific data on the harmful entomofauna.*

*The researches have been conducted in the private stationary unit in Amarastii de Jos, using three methods of collecting the entomofauna and namely the Barber type soil trap, the method of striking and method of capture by using the entomological net.*

*The entomofauna collected from the vegetable ecosystem was subject to the detailed analysis regarding the systematic group which each individual species is part of.*

*As a result of the researches, 390 species were identified that belong to 7 orders with 15 families. The most numerous species belong to the Scarabaeidae families (5 species), followed by the Chrysomelidae family with 4 species, the families Acrididae, Aphididae, Pentatomidae, Cetoniidae, Pieridae and Noctuidae with 3 species each, the remaining families having 1-2 species each. The most abundant harmful species in some vegetable crops were: *Leptinotarsa decemlineata* with 23 specimens collected, followed by the *Phyllotreta nemorum* L., *Pieris brassicae* L. And *Pieris napi* L. species each with 16 specimens, the lowest number of individuals collected in a number of 3 belong to the species *Cassida nebulosa* L. and *Canthars fusca* L.*

### INTRODUCTION

In the current context of increased food consumption, vegetables have an important role, so that their culture was one of the first practical activities of man.

Brought to the New World, except for the aubergines, Solanaceae vegetables have rapidly conquered Europe, becoming today basic vegetables occupying relatively large fields, greenhouses and solariums.

The introduction into the culture of some new varieties of vegetables, in order to provide types of vegetables as diverse as possible, the presence of harmful species was also observed, which affect not only the foliage, but also their fruit.

The researches were carried out in Dolj County, in the Stationary Unit in the Amarastii de Jos Township, a place where vegetables are cultivated on widely spread areas and with rich crops.

Worldwide, researches on the harmful entomofauna in some vegetable crops were carried out by: Cameron P.J and collab., 2001, Balliu A., Cota A., 2007, Baysal F., Cinar A., 2007, Boucher Jude and collab., 2003, etc.

In our country, researches have been carried out by Bobîrnac B. And Matei Iulia 1985, Roman T. And Neam u Maria, 2000, Costache M., Roman T., 2001, Mitrea and

collab. regarding the the entomofauna encountered on the vegetable species. 2002, Georgescu T., and collab., 2003, T Imaciu M., and collab., 2004, Rotari Elena and collab., 2011, etc.

Every year, the production losses caused by pests and pathogens rise up to 25-30%, maybe even more, most often resulting in compromised crops.

The importance of entomology and integrated control in vegetable growing derives from here.

## MATERIAL AND METHOD

The purpose of this paper is to bring a significant contribution of scientific data obtained as a result of carrying out the researches that refer to the harmful entomofauna of some vegetable crops in the South of Oltenia.

The researches have been carried out in some private vegetable crops in the area of Amarastii de Jos - Dolj County.

In 2015, three methods for collecting the entomofauna (the method of Barber type soil traps, the method of striking and method of capture by using the entomological net) under production conditions.

Chemical treatments were carried out in the studied stationary units, according to the plan of controlling the harmful organisms, which was planned and conducted by the management of the farm.

Sampling was done regularly depending on the research method used, during the crop growing season.

In the internship units studied, 6 traps were placed on a row of plants from the side inwards in a straight line, at a distance of 20 m from the edge and 6 – 8 m between traps per row.

For the Barber method, plastic boxes were used, with a volume of 500 ml, with a 10 cm diameter and an 8 cm height, and the securing fluid used was a salt solution with a concentration of 25%.

The material collected was brought to the entomology laboratory within the Faculty of Horticulture and determined using a magnifying glass and specialised determining devices: *Bobîrnac B. and collab. 1994, St noiu I. N stase A, 1998, Chimi liu Cornelia, 2002 and 2005, etc.*

The entomofauna collected from the vegetable ecosystem was subject to the detailed analysis regarding the systematic group which each individual species is part of.

The harmful species have been selected from all the species identified and treated separately.

The representatives have been identified and sorted by families and order to a level of species.

## RESULTS AND DISCUSSIONS

By analysing the data obtained in 2015 from some vegetable crops regarding the structure of the harmful entomofauna in the South of Oltenia, 37 harmful species have been identified that belong to the Insecta class, totalling a number of 390 specimens collected.

The sampled insects were systematically classified into 7 orders (*Orthoptera* – 6 species, *Homoptera* – 3 species, *Hetroptera* – 3 species, *Thysanoptera* - 1 species, *Coleoptera* - 15 species, *Lepidoptera* - 6 species and *Diptera* – 3 species belonging to 15 families.

After analysing the data obtained on the structure of the entomofauna collected from some vegetable crops in the South of Oltenia, the area of Amărății de Jos, it results that the largest share of 41% is that of the *Coleoptera* order, followed by the *Orthoptera* and *Lepidoptera* orders each with a share of 16%, the *Homoptera* and *Heteroptera* *Diptera* orders with 8% each, and the last place being occupied by the *Thysanoptera* order with 3% (fig.1).

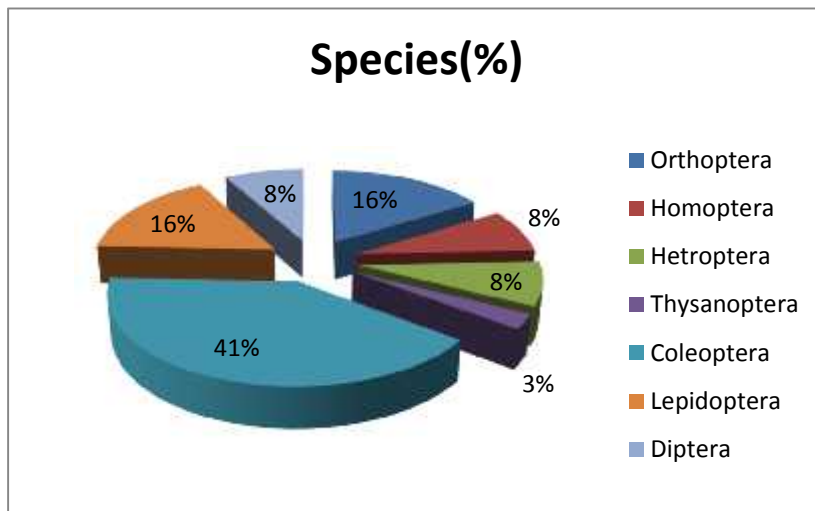


Fig. 1. Structure of the harmful entomofauna sampled from some vegetable crops of the Stationary of Amărății de Jos – Dolj County

Regarding the structure of the species sampled by families, it is observed that the largest number of species belongs to the Scarabaeidae family (5 species), followed by the Chrysomelidae family with 4 species, the families Acrididae, Aphididae, Pentatomidae, Cetonidae, Pieridae and Noctuidae each with 3 species, the remaining families having 1-2 species (fig.2).

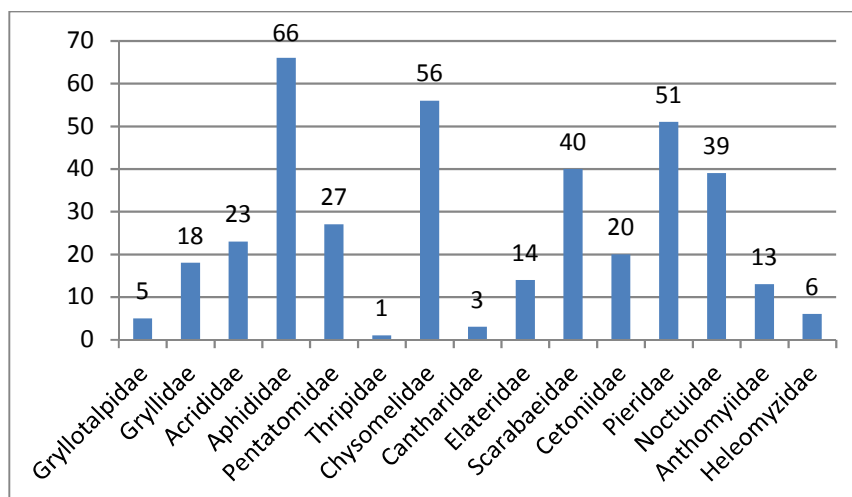


Fig.2 The number of sampled species classified by families from some vegetable crops in the Stationary Unit of Amărății de Jos – Dolj County

By analysing the results regarding the abundance of the harmful species sampled from some vegetable crops, it is observed that after the 3 aphid species that are quite numerous, the *Leptinotarsa decemlineata* species represented the largest number of sampled specimens (23), followed by the *Phyllotreta nemorum* L., *Pieris brassicae* L. and *Pieris napi* L. species, each with 16 specimens, *Helicoverpa armigera* Hbn. With 15

specimens, *Pieris rape* L. with 14 specimens, *Mamestra brassicae* L. with 13 specimens, *Phyllotreta atra* L. with 12 specimens, *Autographa gamma* L. with 11 and a group of 3 species of *Gryllus desertus* L., *Eurydema ornata* L., *Polyphylla fullo* L., with 10 specimens each, and the lowest number of individuals sampled in a number of 3 belong to the species of *Cassida nebulosa* L. and *Canthars fusca* L. (Table 1).

### Structure of the harmful entomofauna sampled from some vegetable crops in 2015 (The Stationary Unit of Am r tii de Jos – Dolj County)

No.	Order	Family	Name of the species	Abundance	
1	Orthoptera	Gryllotalpidae	<i>Gryllotalpa gryllotalpa</i> L.	5	
2		Gryllidae	<i>Grylluscam pestrus</i> L.	8	
3			<i>Gryllus desertus</i> L.	10	
4			Acrididae	<i>Acrida hungarica</i> Herbst	8
5		<i>Dociostaurus maroccanus</i> Thunberg		9	
6		<i>Calliptamus italicus</i> L.		6	
7	Homoptera	Aphididae	<i>Brevicorine brassicae</i> L.	30	
8			<i>Myzodes perisicae</i> Sulzer	22	
9			<i>Aphis fabae</i> Scopoli	24	
10	Hetroptera	Pentatomidae	<i>Graphysoma lineatum</i> L.	9	
11			<i>Eurydema ornate</i> L.	10	
12			<i>Eurydema oleraceae</i> L.	8	
13	Thysanoptera	Thripidae	<i>Frankliniella occidentalis</i> Pergande	6	
14	Coleoptera	Chysomelidae	<i>Leptinotarsa decemlineata</i> Say	23	
15			<i>Cassida nebulosa</i> L.	3	
16			<i>Phyllotreta atra</i> L.	12	
17			<i>Phyllotreta nemorum</i> L.	16	
18		Cantharidae	<i>Canthars fusca</i> L.	3	
19		Elateridae	<i>Agriotes lineatus</i> L.	6	
20			<i>Agriotes ustulatus</i> L.)	8	
21		Scarabaeidae	<i>Melolontha melolontha</i> L.	9	
22			<i>Anoxia vilosa</i> L.	9	
23			<i>Rhizotrogus aeqinoctialis</i> Olivier	8	
24			<i>Polyphylla fullo</i> L.	10	
25			<i>Oryctes nasicornis</i> L.	4	
26			Cetoniidae	<i>Tropinota hirta</i> Poda	8
27		<i>Oxythyrea funesta</i> Poda		7	
28		<i>Cetonia aurata</i> L.		5	
29		Lepidoptera	Pieridae	<i>Pieris Brassicae</i> L.	16
30				<i>Pieris rape</i> L.	14
31				<i>Pieris napi</i> L.	16
32	Noctuidae		<i>Mamestra brassicae</i> L.	13	
33			<i>Autographa gamma</i> L.	11	
34			<i>Helicoverpa armigera</i> L.	15	
35	Diptera	Anthomyiidae	<i>Delia brassicae</i> L.	8	
36			<i>Delia antiqua</i> Meigen	5	
37		Heleomyzidae	<i>Suillia lurida</i> Meigen	6	
Nr. exemplare				390	

Regarding the abundance of the harmful sampled species classified by order, it is observed that the *Coleoptera* order has the share of 12 species (fig. 3), followed by the *Orthoptera* order (fig. 4) and *Lepidoptera* (fig. 5) with 6 species each, and the lowest number of species was recorded for the order *Thysanoptera* (1 species).

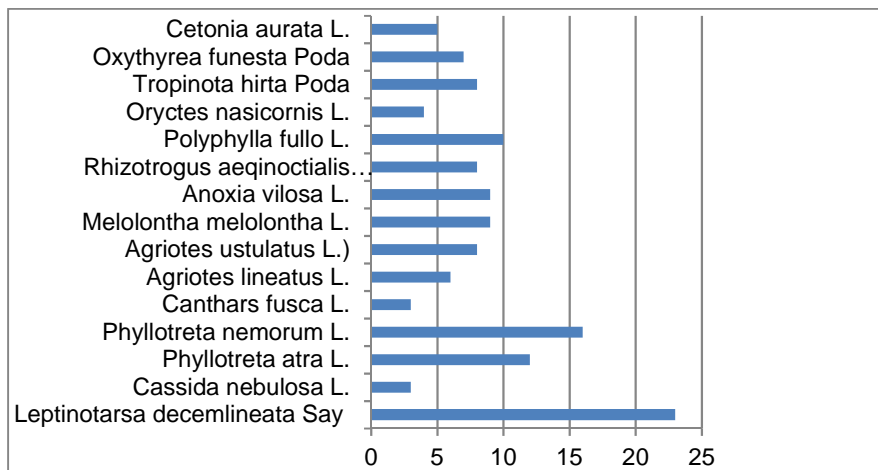


Fig. 3. Structure of the harmful species in the Coleoptera order sampled from some vegetable crops.

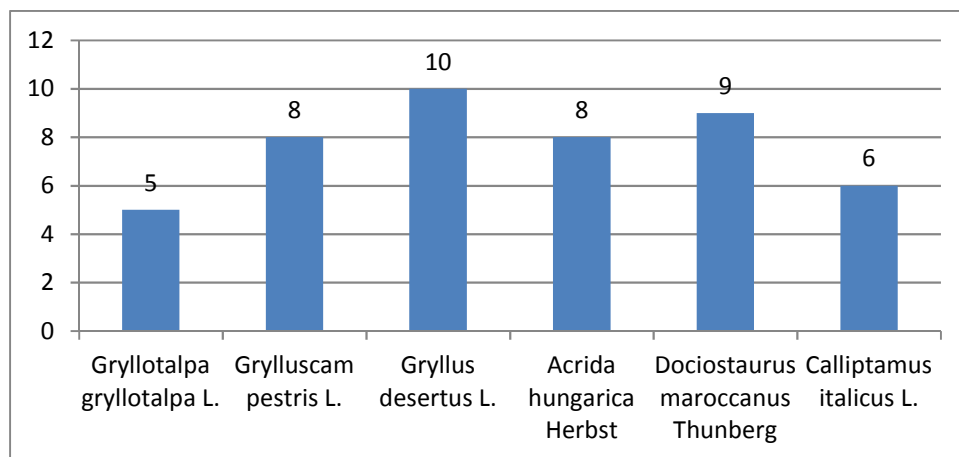


Fig. 4. Harmful species sampled from some vegetable crops belonging to the Orthoptera order.

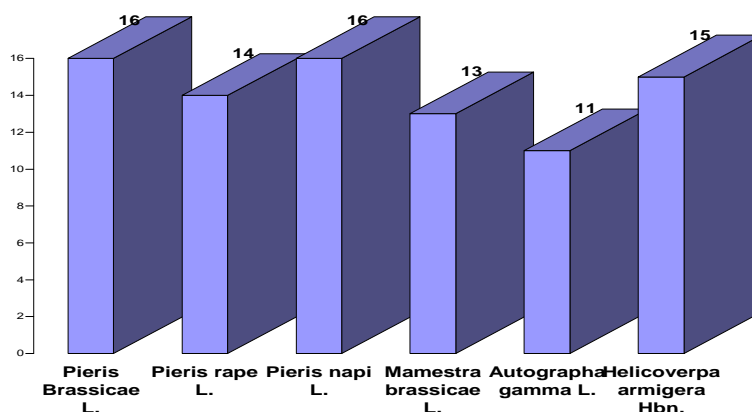


Fig. 5. Harmful species in the Lepidoptera order sampled from some vegetable crops.

## CONCLUSIONS

The natural conditions for growing vegetables (climate and soil), their specificity (succulent and savoury plants), which the technical and organisational steps add to (focus, profiling and specialisation) are a framework favourable for the installation and multiplication of a complex of animal pests that can cause significant damages in the absence of judicial control measures.

The entomofauna identified so far in the South of Oltenia belongs to 15 families and 7 orders.

The most numerous species belong to the *Scarabaeidae* families (5 species), followed by the *Chrysomelidae* family with 4 species, the families *Acrididae*, *Aphididae*, *Pentatomidae*, *Cetoniidae*, *Pieridae* and *Noctuidae* with 3 species each, the remaining families having 1-2 species each.

The most abundant harmful species in some vegetable crops were: *Leptinotarsa decemlineata* with 23 specimens collected, followed by the *Phyllotreta nemorum* L., *Pieris brassicae* L. And *Pieris napi* L. species each with 16 specimens, *Helicoverpa armigera* Hbn. with 15 specimens, *Pieris rape* L. with 14 specimens, *Mamestra brassicae* L. with 13 specimens, *Phyllotreta atra* L. with 12 specimens, *Autographa gamma* L. with 11, the lowest number of individuals collected in a number of 3 belong to the species *Cassida nebulosa* L. and *Canthars fusca* L.

## BIBLIOGRAPHY

1. **Balliu A., Cota E.**, 2007 - Biological control of main greenhouse pests in Albania. *Acta Horticulturae*, vol. 729, p.489-492.
2. **Baysal F., Cinar A.**, 2007 - Determination of phytopathological and entomological problems and using plant protection methods in organic tomato growing in Turkey. *Acta Horticulturae*, vol. 729, p.459-462.
3. **Bobîrnac B., St noiu I., N stase A.**, pag. 1- 49, 1994 - „*Determinator pentru Coleopterele din România*”. Muzeul Olteniei Craiova.
4. **Bobîrnac, i Matei Iulia** 1983, - Contribuții la studiul entomofaunei unor culturi horticole din Oltenia. *Lucr.Șt.A III Conf.Naț.Entomologie*, Iași.
5. **Boucher Jude, Ashley R., Durgy R., Sciabarassi M., Calderwood W.**, 2003 – Managing the papper maggot (Diptera: Tephritidae) using perimeter trap cropping. *Journal of Economic Entomology*, vol.96. no. 2, p. 420- 432.
6. **Cameron P.J., Walker G.P., Herman T.J.B., Wallace A.R.**, 2001 – Development of economic thresholds and monitoring systems for *Helicoverpa armigera* (Lepidoptera: Noctuidae) in tomatoes. *Journal of Economic Entomology*, vol 94, no.5, p. 1104-1112.
7. **Chimi Iiu Cornelia**, 2002 – Colectarea, prepararea și conservarea materialului biologic. Editura Sitech, Craiova.
8. **Chimi Iiu Cornelia**, 2005 - „*Contribuții la cunoașterea istoricului cercetărilor faunei de Coleoptere ( Insecta: ) din România*”, Muzeul Olteniei Craiova. Studii și comunicări. Vol. XXI. Craiova.
9. **Costache M., Roman T.**, - Ghid pentru recunoașterea și combaterea bolilor și dăunătorilor la plantele floricole și ornamentale. Editura Gee, 2001.
10. **Georgescu T., T Imaciu M., Alexa C.**, 2003 – *Dăunătorii plantelor horticole. Prevenire și combatere*. Editura PIM, Iași.
11. **Mitrea I., Matei Iulia, Stan C., Iuc O.** 2002. *Contribuții la dezvoltarea entomologiei horticole din Oltenia Anale. Univ. Craiova., Seria Biol., Horticol., TPPA, Vol.VII (XLIII): 373-380.*

12. **Roman T., Neamtu Maria**, 2000 – *Tratamente recomandate pentru combaterea dăunătorilor la înființarea culturilor de legume în câmp*. Revista Horticultura, nr. 4, p. 21-24.
13. **Rotari Elena, Tîmciuc M., Tîmciuc Nela**, 2011 – *Comparative research on useful entomofauna from vegetable crops*. Lucrări științifice, U. „A.M.V. Iași, seria Agronomie, vol. 54, supliment, p. 69-72.
14. **Stanoi I., Nastase A.**, 1998. Insecte din România, Ed. Dova, Craiova
15. **Tîmciuc M., Tîmciuc Nela, Georgescu T.**, 2004 – *Structura, abundența și dinamica speciilor de Coleoptere din culturile de legume din cadrul fermei V. Adamachi, aparținând S.D. Iași, jud. Iași*. Lucrări științifice, U. „A.M.V. Iași, seria Agronomie, vol. 47, p. 530-533.