

On the Viability of Group Lending when Microfinance Meets the Market

A Reconsideration of the Besley–Coate Model

Journal of Emerging Market Finance
12(1) 59–106

© 2013 Institute for Financial
Management and Research

SAGE Publications

Los Angeles, London,

New Delhi, Singapore,

Washington DC

DOI: 10.1177/0972652712473403

<http://emf.sagepub.com>



Lutz G. Arnold
Johannes Reeder
Susanne Steger

Abstract

Besley and Coate (1995) analyse the impact of joint liability and social sanctions on repayment rates when repayment enforcement is imperfect. Motivated by the microfinance industry's move towards markets, we conduct an equilibrium analysis of the Besley–Coate model. We find that individual loan contracts may be used in market equilibrium, even though group lending entails the higher repayment rate and the lower break-even interest rate. This is because group lending causes potentially large deadweight losses. The market equilibrium is possibly characterised by financial fragility, redlining or rationing. Cooperation between borrowers and social sanctions imposed on each other in the case of strategic default turn group lending into the equilibrium mode of finance and ameliorate the market failures.

Lutz G. Arnold, Department of Economics, University of Regensburg, Regensburg, Germany. E-mail: Lutz.Arnold@wiwi.uni-regensburg.de

Johannes Reeder, Department of Economics, University of Regensburg, Regensburg, Germany.

Susanne Steger, Department of Economics, University of Regensburg, Regensburg, Germany.

JEL Classification: G21**Keywords**

Microfinance, group lending, enforcement, social capital, social sanctions

Introduction

Two stylised facts of the microfinance industry are that (a) ‘microfinance meets the market’ (Cull et al. 2009) and that (b) group lending (GL) arrangements regularly incorporate enforcement mechanisms beyond joint liability including mechanisms that rely on social capital.

(a) Microfinance institutions (MFIs) increasingly rely on markets to fund loans. In Cull et al.’s (2009: 174) sample of 346 MFIs with combined assets of \$25 billion (which is somewhat skewed toward for-profits) for-profit institutions (banks, credit unions and rural banks) account for 60 per cent of the assets, NGOs for 21 per cent and the non-bank financial institutions, which include both for-profits and non-profits, for 19 per cent. According to Reille and Forster (2008: 1), ‘[t]he entry of private investors is the most notable change in the microfinance investment marketplace’. There is a broad consensus that the huge demand for microcredit will continue to attract financial institutions with commercial interests: ‘[m]icrofinance will no doubt continue to expand and become part of the financial mainstream’ (Cull et al. 2009: 189). This trend towards market funding poses a challenge to microfinance theory, calling for equilibrium models of the markets for microcredit and loanable funds.

(b) While early studies of GL emphasised the incentive effects of joint liability per se, it has become increasingly clear that other aspects of the lender–borrower relation are essential in making joint liability operative and in fostering high repayment rates (i.e., repayment probabilities) through other channels (see, e.g., Morduch 1999, Section 3, and Armendáriz de Aghion and Morduch 2000, Section 5). Some mechanisms are operative both with individual lending (IL) and with GL: contingent renewal provides incentives to invest in one’s reputation as a reliable borrower, and frequent repayments help substitute income for wealth as collateral. The mechanisms specific to GL ‘all rely on social

connections' (Karlan 2007: F52). They include peer monitoring and cross reporting, which help overcome information asymmetries when borrowers are better informed about each other than lenders are. Moreover, social connections between group members provide incentives to invest in one's reputation as a reliable business partner in trade transactions and allow the exertion of direct social pressure to repay, in particular when otherwise group members become liable for one's obligations.

The present article performs an equilibrium analysis of one of the seminal models in the theory of microfinance, viz., Besley and Coate's (1995) (henceforth: 'BC') GL model. BC investigate the impact of joint liability and social sanctions in borrower groups on loan repayment rates. Project returns are sufficient to repay in their model, but due to enforcement problems, borrowers do not repay unless the penalty for default weighs heavier than the burden of repayment. Compared with IL, GL has two effects on repayment rates then. For one thing, it enhances repayment when one borrower is able and willing to stand in for a member of a group who does not repay. For another, however, liability for the repayment of the other members of her group potentially discourages a borrower from repaying at all when she would have repaid an individual loan. BC show that, in the absence of social sanctions, when pay-offs are independently and uniformly distributed and penalties for default are proportional to pay-offs, (depending on model parameters) either GL leads to a lower repayment rate than IL for all interest rates or the repayment rate is higher with GL than with IL only at low interest rates. By contrast, GL dominates IL in terms of repayment rates if there are sufficiently severe social sanctions. These results have been highly influential in shaping the view that joint liability in groups succeeds in achieving high repayment rates only in conjunction with other enforcement mechanisms.

BC emphasise that their results 'should not be taken as implying that group lending is better or worse than individual lending in any broader sense than repayment rates' (p. 16), so 'a more comprehensive analysis of the differences between the two lending schemes is an interesting subject for further research' (p. 16). This is the aim of the present article: in line with stylised fact (a), we supplement the BC model with a minimum set of additional assumptions that enables us to characterise market equilibria. We determine the equilibrium lending type (IL or GL), which

maximises borrower utility, that is, minimises deadweight losses, subject to the break-even constraint for MFIs. In line with stylised fact (b), we take account of two kinds of social capital which help enforce repayments in groups, viz., cooperative behaviour in the repayment game (as in Ahlin and Townsend 2007, Subsection 1.3.2)¹ and social sanctions (as in BC, Section 4).

We show that there is even less scope for GL as the equilibrium mode of finance in the model with non-cooperative behaviour and without social sanctions than BC's comparison of repayment rates suggests: for a broad range of model parameters, IL is used in equilibrium, even though GL achieves a higher repayment rate and breaks even at a lower interest rate. This is a straightforward consequence of the basic model mechanisms: With IL, default occurs if, and only if, the return on investment is so low that it does not pay to repay a single loan. By contrast, with GL default potentially occurs when a borrower is willing to repay one loan but not two loans (viz., if, in addition, the other group member is not willing to repay a single loan). Hence, for a given interest rate, default occurs at higher project returns with GL and, given that penalties are proportional to project returns, causes larger penalties (i.e., deadweight losses) if it occurs. As a consequence, whenever the break-even interest rates with IL and GL are not too dissimilar, the equilibrium type of finance is IL. Moreover, we show that the market equilibrium potentially displays the sorts of allocation failure familiar from the literature on asymmetric information in credit markets, viz., financial fragility, redlining or credit rationing. Cooperative behaviour and social sanctions not only enhance repayment rates (compared with the non-cooperative case without sanctions) but also turn GL into the equilibrium mode of finance and ameliorate the equilibrium allocation failures.²

The BC model is the 'best known paper' on enforcement in GL (Cassar et al. 2007: F86). It is one of the four models Ahlin and Townsend (2007) subject to their repayment rate-based test of models of joint liability lending (see also Armendáriz de Aghion and Morduch 2005: 297–298; Ghatak and Guinnane 1999: 209; Giné and Karlan 2008: 7; Karlan 2007: F58). The popularity of the model in microfinance theory, jointly with stylised fact (a), provides a sound motivation for a reconsideration of the model with a focus on market equilibria. The most closely related papers are Rai and Sjöström (2004, 2010) and Bhole and Ogden (2010), which analyse repayment incentives in microcredit

markets with asymmetric information. A big advantage of these models is that, as they follow the mechanism design approach, any potential inefficiencies cannot be attributed to the use of non-optimal contracts. Viewed from this perspective (see also Townsend 2003), an important caveat with regard to our results is that borrowers' full liability for their peer group member's repayment in conjunction with penalties which are proportional to pay-offs is evidently non-optimal in the BC model if one assumes that the penalties for default can be chosen freely: the threat of sufficiently severe penalties which will not be implemented in equilibrium ensures contractual repayment in all states of nature. However, given that the BC model is concerned with imperfect enforcement of financial claims, the penalty function should be regarded as a measure of the (exogenous) limitations to enforcement. Moreover, in view of the fact that the underlying problem is to make credit available to the poor, the advice to use harsh punishments to ensure repayment seems to be of limited practical significance.

There is some empirical evidence that is supportive of the model and its basic mechanisms. First, the performance of different lending types in the BC model depends on how well they cope with the problem of limited enforcement of financial claims. That such enforcement problems are prevalent in countries where microfinance is used extensively is a well-documented fact. For instance, in Ahlin et al.'s (2011) sample of 373 MFIs from 74 countries, the mean time required to enforce a contract (taken from the World Bank's Doing Business database) is 645 calendar days. Second, the model predicts that social capital enhances repayments by fostering cooperative behaviour and making borrowers sensitive to social sanctions. Several variables have been proposed to proxy for the strength of social ties (i.e., associational social capital), for instance, geographical proximity and cultural homogeneity. Wydick (1999) and Karlan (2007), among others, confirm that the average distance between group members negatively affects repayment. Karlan (2007) also finds a positive role for cultural similarity, using a self-constructed cultural score. These findings have been corroborated by experimental evidence. For instance, in an experiment conducted in South Africa and Armenia, Cassar et al. (2007) find a strong positive impact of cultural homogeneity between group members on repayment performance. In Cassar et al. (2007) and Cassar and Wydick (2010), another variable that emerges as an important determinant of repayment

rates from experiments with non-enforceable repayments is personal trust (measured by an index constructed from responses to questions from the General Social Survey, whether others in society are trustworthy, fair and helpful). Cassar and Wydick (2010: 728) find that trust raises repayment rates and argue that this is because ‘[G]eneral trust is important to cooperative play’. This is in line with our result that cooperation between group members improves the performance of GL.³ Third, there is evidence of the exertion of non-pecuniary social sanctions (i.e., behavioural social capital). In Karlan’s (2007) study, dropping out of a group with rather than without default makes it 3–6 times as likely that current members report a worsening of friendship, trust and willingness to engage in future sales or purchase transactions. Carpenter and Williams (2010) conduct an experiment among micro borrowers in Paraguay. They find that individuals incur costs of monitoring and sending negative messages in the experiment and that observed repayment problems are less severe in groups whose members are more ‘nosy’ in the experiment. A further noteworthy fact is reported by Bratton (1986) in his descriptive analysis of repayments on group loans and individual loans in credit schemes in Zimbabwe in the early 1980s: The repayment rate was substantially higher with GL than with IL in good times, but worse after the disastrous drought of 1982–1983. This is consistent with the BC model, in which the disadvantage of GL stems from the fact that GL discourages a borrower from repaying anything when she would have repaid a single loan. Finally, Ahlin and Townsend’s (2007: F42) comparative analysis of different models of GL using the Thai BAAC provides partially favourable results for the BC model: ‘the Besley and Coate model of social sanctions that prevent strategic default performs remarkably well, especially in the low-infrastructure northeast region’. The piece of evidence that is most detrimental to the BC model stems from Giné and Karlan’s (2008) study of the Green Bank in the Philippines, where the conversion of half of their GL centres in Leyte (randomly selected) to IL had no effect on repayment rates.⁴ An objection to this result is that studies based on data from different locations (e.g., Ahlin and Townsend 2007; Cassar and Wydick 2010) show that effects on repayment are not uniform across locations and contexts, so that it remains to be seen whether the type of liability turns out to be inessential in other places as well.

The article is organised as follows. The second section describes the model. In the third section, we recapitulate BC's main results. The fourth section characterises the model equilibrium. The fifth section introduces cooperative behaviour and social sanctions. The last section concludes. Details of the algebra are delegated to Appendices 1 and 2.

Model

This section describes the model. We focus on the model with independently and uniformly distributed pay-offs, with proportional, non-pecuniary penalties for default, and, for now, with non-cooperative behaviour in the repayment game and without social sanctions. Since the BC model is well known, the exposition is kept brief. The additional assumptions made in our equilibrium analysis are highlighted as Assumptions 1–3.

Risk-neutral borrowers without internal funds and without collateral are endowed with one project each. The project requires an input of one unit of capital. The pay-offs θ are independently and uniformly distributed on the interval $[\underline{\theta}, \bar{\theta}]$, where

$$\frac{\bar{\theta}}{2} > \underline{\theta} > 0. \quad (1)$$

The cumulative distribution function is denoted by $F(\theta) (= (\theta - \underline{\theta}) / (\bar{\theta} - \underline{\theta})$ for $\underline{\theta} \leq \theta \leq \bar{\theta}$). MFIs offer loans. At the time a loan is made, the pay-off θ is uncertain. Once realised, the project return θ is observable by both borrowers and MFIs. An IL contract entails a repayment r . GL consists of a loan of size 2 to a group of two borrowers and repayment $2r$. When the repayment decision is made, borrowers are endowed with sufficiently high income (exceeding $2r$) so that they are able to repay. However, the enforcement of repayment is imperfect, so borrowers choose between repaying (completely) or not (at all). The penalty for default is $p(\theta) = \theta/\beta$, where

$$\beta > \max \{1, \underline{\theta}\}.^5 \quad (2)$$

The penalty function $p(\theta)$ can be regarded as a measure of the limitations on the enforcement of repayments.

There is a tension between the implicit assumptions that borrowers have a second source of income besides project returns that enables them to repay but does not affect the severity of the penalty. A sensible interpretation, given that this is a theory of availability of credit to the poor, is that a borrower could mobilise enough money to repay by selling her belongings, but the MFI does not expect her to do this even in the case of strategic default and so does not condition the penalty on the value of her belongings. This also explains why the borrower's belongings are not used as collateral in the first place.⁶ As explained in the Introduction, the assumptions that a borrower is fully liable for the group loan if her peer group member decides not to contribute to the repayment and that the penalty is an increasing function of the project pay-off are crucial to the results. A brief discussion of optimal penalty schemes is in 'Equilibrium' section and in Appendix 2.

BC assume that the penalty consists of 'two components', 'a monetary loss due to seizure of income or assets' and 'a non-pecuniary cost resulting from being "hassled" by the bank, from loss of reputation, and so forth' (p. 4). Their focus on repayment rates makes an assumption as to the relative magnitudes of the two components dispensable. In the working paper version of this article, we assume that each of the two components is a constant proportion of the penalty. Here, for simplicity, we make the following assumption (as in Rai and Sjöström 2004: 220):

Assumption 1: The penalty $p(\theta)$ is non-pecuniary; it is a deadweight loss.⁷

The two borrowers in a group ($i = 1, 2$, say) play a non-cooperative two-stage repayment game. At stage 1, the strategies are: contribute r to the joint repayment $2r$ or not. If both choose to contribute, the pay-offs are $\theta_i - r$, where θ_i is i 's realisation of θ ($i = 1, 2$). If both choose not to contribute, the pay-offs are $\theta_i - p(\theta_i)$ ($i = 1, 2$). If borrower i chooses to contribute and j ($\neq i$) does not, i decides, at stage 2, whether she repays $2r$ alone or not. If she repays, she gets $\theta_i - 2r$ and j gets θ_j . If not, the pay-offs are $\theta_i - p(\theta_i)$ ($i = 1, 2$).

To close the model from the supply side in the simplest possible fashion, we assume that the investors' supply of funds to the MFIs is

perfectly elastic. That is, the MFIs' cost of capital is exogenously given.

Assumption 2: The MFIs can raise any amount of capital at the constant cost of capital ρ (≥ 1).

An alternative interpretation is that we consider a lending scheme run by a non-profit development finance institution that can do with an average repayment ρ that falls short of the market return. It is straightforward to consider imperfectly elastic capital supply instead, and we will briefly come back to this issue in our discussion of credit rationing.

Due to perfect competition between MFIs, the equilibrium contract maximises expected borrower utility:

Assumption 3: The MFIs offer the (IL or GL) contract that maximises borrowers' expected utility subject to the constraint that they break even.

This is also a natural objective for an MFI funded by a development finance institution.

Repayment Rates

In this section, we briefly recapitulate BC's comparison of repayment rates with IL and GL in the absence of social sanctions.

With IL, borrower i defaults if, and only if, $p(\theta_i) = \theta_i/\beta < r$, that is, $\theta_i < \beta r$. So the repayment rate (the probability of repayment) is

$$\Pi_i(r) = 1 - F(\beta r) = \frac{\bar{\theta} - \beta r}{\bar{\theta} - \underline{\theta}} \quad (3)$$

for $\underline{\theta}/\beta \leq r \leq \bar{\theta}/\beta$.

Turning to GL, for pay-offs below βr , a borrower prefers the penalty over repayment. For θ_i no less than βr but below $2\beta r$, borrower i is willing to repay an individual loan but not a group loan. For $\theta_i \geq 2\beta r$, the borrower prefers to repay two loans over default. If $r > \bar{\theta}/(2\beta)$, borrowers are unwilling to repay two loans even if the maximum pay-off materialises. It turns out that such interest rates cannot occur in

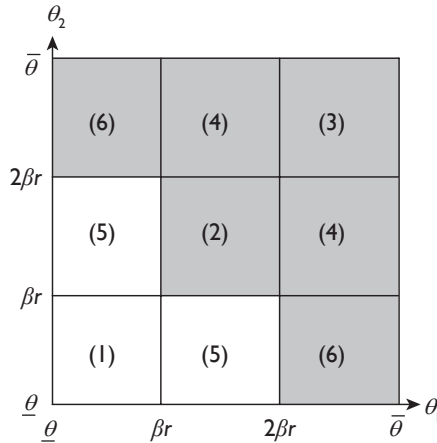


Figure 1. Cases that Lead to Repayment (shaded area) or Default (non-shaded area) as an SPNE with GL

Source: Developed by the authors.

equilibrium (cf. ‘Equilibrium’ section), so in the main text we restrict attention to interest rates

$$\frac{\underline{\theta}}{\beta} \leq r \leq \frac{\bar{\theta}}{2\beta} \quad (4)$$

when considering GL. BC (p. 17) characterise the subgame-perfect Nash equilibria (SPNE) of the repayment game. Six cases have to be distinguished (see Figure 1):

- (1) When both borrowers’ pay-offs fall short of βr , then the group defaults.
- (2) When both borrowers’ pay-offs are not less than βr but insufficient to induce them to repay two loans (i.e., less than $2\beta r$), both borrowers choosing to contribute is an equilibrium. Both borrowers deciding not to contribute is also an SPNE, which is however ruled out by BC (p. 7) on the grounds that it is Pareto-inferior. An alternative way to get rid of this ‘bad’ equilibrium is elimination of weakly dominated strategies (cf. Fudenberg and Tirole 2000, Subsection 1.1.2): The strategy not to contribute at stage 1 is weakly dominated by the strategy to contribute.

- (3) When each borrower is willing to repay two loans, one borrower repays $2r$ and the other free-rides.⁸
- (4) When one borrower is willing to repay one loan but not two loans and the other borrower is willing to repay two loans, the former free-rides and the latter repays both loans.
In all these cases, the repayment per loan received by the MFI is the same as with IL.
- (5) When one borrower is willing to repay one loan but not two (i.e., her pay-off is no less than βr but less than $2\beta r$) and the other borrower's pay-off falls short of βr , then the group defaults. This is the drawback of GL: joint liability discourages a borrower who would repay an individual loan from repaying anything at all.
- (6) When one borrower's pay-off is no less than $2\beta r$ and the other borrower's pay-off falls short of βr , the high-return borrower stands in for her fellow group member. This is the advantage of GL.

The repayment rate is the cumulated probability of cases (2)–(4) and (6):

$$\begin{aligned} \Pi_G(r) &= 2[1 - F(2\beta r)]F(\beta r) + [1 - F(\beta r)]^2 \\ &= \frac{-3\beta^2 r^2 + 4\beta\bar{\theta}r + \bar{\theta}^2 - 2\theta\bar{\theta}}{(\bar{\theta} - \theta)^2}. \end{aligned} \tag{5}$$

Comparing the repayment rates in (3) and (5) yields BC's (p. 8) main result:

Proposition 1 (Besley and Coate 1995): (i) Suppose

$$\frac{\bar{\theta}}{3\beta} \geq 1. \tag{6}$$

Then

$$\Pi_G(r) \geq \Pi_I(r) \text{ for } r \leq \frac{\bar{\theta}}{3\beta},$$

and vice versa. (ii) if $\bar{\theta}/(3\beta) < 1$, $\Pi_I(r) > \Pi_G(r)$ for all $r \geq 1$.

Here and in what follows, we illustrate our results using a simple example⁹:

Example: Let $\underline{\theta} = 0.6$, $\bar{\theta} = 5.5$, $\beta = 1.2$. Equation (4) becomes $0.5 \leq r \leq 2.2917$. The condition of part (i) of Proposition 1 is satisfied: $\bar{\theta}/(3\beta) = 1.5278 \geq 1$. The repayment rate is higher with GL or IL, depending on whether $r < 1.5278$ or $r > 1.5278$, respectively.

Equilibrium

This section characterises the model equilibrium. We show that the scope for GL is more restricted than a comparison of repayment rates suggests: For a wide range of model parameters, IL is the equilibrium mode of finance, even though GL gives rise to a higher repayment rate at the break-even interest rate. We also demonstrate that the equilibrium possibly displays financial fragility, redlining (if there are multiple borrower classes) or credit rationing (if capital supply is imperfectly elastic).

Expected Repayments

From (3), the expected repayment per loan made with IL is

$$R_I(r) \equiv \Pi_I(r)r = \frac{-\beta r^2 + \bar{\theta}r}{\bar{\theta} - \underline{\theta}} \quad (7)$$

for $\underline{\theta}/\beta \leq r \leq \bar{\theta}/\beta$. $R_I(r)$ is hump-shaped with a maximum of $R_I^{max} \equiv R_I(\bar{\theta}/(2\beta))$ at $r = \bar{\theta}/(2\beta)$. From (5), the expected repayment per loan made with GL is

$$R_G(r) \equiv \Pi_G(r)r = \frac{-3\beta^2 r^3 + 4\beta\underline{\theta}r^2 + \bar{\theta}(\bar{\theta} - 2\underline{\theta})r}{(\bar{\theta} - \underline{\theta})^2} \quad (8)$$

for $\underline{\theta}/\beta \leq r \leq \bar{\theta}/(2\beta)$. $R_G(r)$ is a hump-shaped function over the interval in (4) with a maximum R_G^{max} at an interest rate r_G^{max} between $\bar{\theta}/(3\beta)$ and $\bar{\theta}/(2\beta)$ (see Appendix 1). As in other models of imperfect enforcement,

for both lending types the impact of a further increase in the interest rate on expected repayment becomes negative as the interest rate grows large. Here the maximum expected return is unambiguously higher with IL than with GL:

Proposition 2: $R_I^{max} > R_G^{max}$.

Proof: From the definition of expected repayment, $R_I(r) > R_G(r)$ if, and only if, $\Pi_I(r) > \Pi_G(r)$. (i) From Proposition 1, $R_I(r) > R_G(r)$ for $r > \bar{\theta}/(3\beta)$ if (6) holds. Using the fact that $\bar{\theta}/(3\beta) < r_G^{max} < \bar{\theta}/(2\beta)$, it follows that

$$R_I^{max} > R_I(r_G^{max}) > R_G(r_G^{max}) = R_G^{max}$$

(cf. Figure 2). (ii) For $\bar{\theta}/(3\beta) < 1$, the assertion follows directly from the fact that $\Pi_I(r) > \Pi_G(r)$ for all $r \geq 1$.

For future reference, denote the common value of $R_I(r)$ and $R_G(r)$ at $r = \bar{\theta}/(3\beta)$ as \hat{R} :

$$\hat{R} \equiv \frac{2\bar{\theta}^2}{9\beta(\bar{\theta} - \theta)}. \quad (9)$$

Further, denote the lowest interest rate that breaks even with IL (i.e., the smallest solution to $R_I(r) = \rho$) as r_I (if it exists, i.e., if $\rho \leq R_I^{max}$).

Analogously, r_G is the lowest break-even interest rate with GL: $R_G(r_G) = \rho$ (if $\rho \leq R_G^{max}$).

Example: In the example introduced in the preceding section, $R_I(r)$ attains its maximum $R_I^{max} = 1.2861$ at $r = \bar{\theta}/(2\beta) = 2.2917$, and $R_G(r)$ attains its maximum $R_G^{max} = 1.1462$ at $r = 1.5912$. The expected repayment at the intersection of the two curves (i.e., at $r = 1.5278$) is $\hat{R} = 1.1432$ (see Figure 2).

Expected Utility and Equilibrium

All borrowers demand loans at any interest rate. For IL, this is because the cost of a loan (i.e., either the interest repayment or the penalty) is less

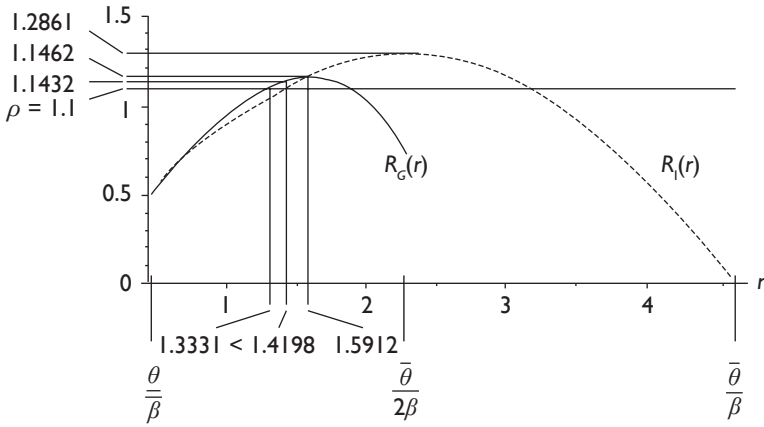


Figure 2. Example: IL versus GL

Source: Developed by the authors.

than the pay-off in every state of nature: $\min\{\theta_i/\beta, r\} < \theta_i$. The same holds true for GL: In none of the cases (1)–(6) discussed in the previous section does a borrower i repay an amount that exceeds θ_i . In order to determine borrowers’ expected utility, we have to make an assumption about the probability of being the borrower who repays or the free rider in case (3). The natural assumption is that each borrower has an equal chance of being the free rider:

Assumption 4: The probability of being a borrower who repays in case (3) under GL is 50 per cent for each borrower.¹⁰

For r such that (4) holds, borrowers’ expected utility is

$$U_i(r) = \frac{\beta^2 r^2 - 2\beta\bar{\theta}r + \beta\bar{\theta}^2 + (1-\beta)\underline{\theta}^2}{2\beta(\bar{\theta} - \underline{\theta})} \tag{10}$$

with IL and, given Assumption 4,

$$U_G(r) = \frac{\beta^3 r^3 - 4\beta^2 \underline{\theta} r^2 + \beta(2\bar{\theta}^2 - 2\underline{\theta}^2 + 4\bar{\theta}\underline{\theta})r + \beta\bar{\theta}(\bar{\theta}^2 - \bar{\theta}\underline{\theta} - \underline{\theta}^2) - (1-\beta)\underline{\theta}^3}{2\beta(\bar{\theta} - \underline{\theta})^2} \tag{11}$$

with GL (see Appendix 1).

According to Assumption 3, MFIs maximise borrowers' expected utility subject to their break-even constraint. So an equilibrium of the model consists of a lending type (IL or GL) and an interest rate such that

1. the expected return on lending is ρ and
2. there is no other lending type–interest rate pair that yields a higher expected return and at least as high a level of borrowers' expected utility.

If we interpret MFIs as for-profits, this is the natural notion of equilibrium for a competitive market: There are no unexploited profit opportunities for profit-seeking lenders. If, by contrast, we think of a market that is dominated by not-for-profits, then equilibrium entails that the lenders put the money under their management to its best use: they cannot economise on their lending without worsening their borrowers' position.¹¹ For the sake of simplicity, we assume that GL is chosen when both types of lending yield the same level of expected borrower utility.

The following proposition states the obvious fact that if it is possible to break even with IL but not with GL, then there is an equilibrium with IL.

Proposition 3: If $R_I^{max} \geq \rho > R_G^{max}$, (IL, r_I) is an equilibrium.¹²

Proof: From the definition of r_p , (IL, r_I) satisfies condition 1 in the definition of an equilibrium. The condition of the proposition implies that it is not possible to make positive profit with a GL contract. To achieve $R_I(r) > \rho$, an MFI must set an interest rate $r > r_p$. However, from (10), $U_I'(r) < 0$ for all $r < \bar{\theta}/\beta$. This proves the validity of condition 2 in the definition of an equilibrium.

Propositions 2 and 3 jointly provide one reason for the use of IL as the equilibrium mode of finance. From Proposition 2, the maximum return on lending is higher with IL than with GL. Therefore, if the cost of capital is high enough, GL does not break even and IL is used in equilibrium (Proposition 3).

When is GL Used in Equilibrium?

In this subsection, we address the more interesting question of which type of lending survives competition if GL can also break even, so that it cannot be ruled out as the equilibrium lending type on a priori grounds. From the definition of equilibrium, the choice of the equilibrium mode of finance then depends on expected borrower utilities. The following result provides a constructive approach to finding equilibria in that case: all one has to do is compare expected borrower utility (or, equivalently, the deadweight losses induced by the different lending types) at the minimum break-even interest rates.

Proposition 4: If $R_G^{max} \geq \rho$, (IL, r_l) or (GL, r_G) is an equilibrium, depending on whether $U_l(r_l) > U_G(r_G)$ or $U_G(r_G) \geq U_l(r_l)$, respectively.

Proof: Since $R_l^{max} > R_G^{max}$, both lending types break even for sufficiently high interest. By virtue of the definitions of r_l and r_G , both (IL, r_l) and (GL, r_G) satisfy condition 1 in the definition of an equilibrium. To check the validity of condition 2, consider first the case $U_l(r_l) > U_G(r_G)$. The proposition asserts that (IL, r_l) is an equilibrium. By the same reasoning as in the proof of Proposition 3, it is not possible to make a profit with IL at an interest rate $r \neq r_l$. As for GL, since r_G is the lowest break-even interest rate, $R_G(r) > \rho$ requires $r > r_G$. But such interest rates do not attract customers:

$$U_G(r) < U_G(r_G) < U_l(r_l),$$

where use is made of $U'_G(r) < 0$ for all r that satisfy (4) (see Appendix 1). Thus, given IL at r_l , it is not possible to achieve a repayment above ρ and attract borrowers with either a different IL contract or GL. The case $U_G(r_G) \geq U_l(r_l)$ is treated analogously. MFIs have to charge an interest rate $r > r_G$ in order to get a repayment $R_G(r) > \rho$ with GL. Since $U'_G(r) < 0$, there is no demand for such contracts. Since $R'_l(r) > 0$ and $U'_l(r) < 0$, an IL contract that yields $R_l(r) > \rho$ requires $r > r_l$ and, therefore, does not attract customers either:

$$U_l(r) < U_l(r_l) \leq U_G(r_G).$$

In Appendix 1, we show that the arguments go through without modification when r is not in the interval in (4).

We are now in a position to prove our first main result: GL may not be used in equilibrium, even though it breaks even at a lower interest rate and leads to the higher repayment rate at the break-even interest rate than IL. This will happen if the cost of capital ρ is less than, but sufficiently close to, \hat{R} :

Proposition 5: Let condition (6) of Proposition 1 be satisfied and $\hat{R} > 1$. Then there exists $\hat{\rho} < \hat{R}$ such that for ρ in the interval $(\hat{\rho}, \hat{R}]$, (IL, r_l) is an equilibrium, even though $r_G \leq r_l$ and $\Pi_G(r_G) \geq \Pi_I(r_l)$.

Proof: Define $D_I(r)$ and $D_G(r)$ as the expected penalties with IL and GL, respectively:

$$D_I(r) = \frac{\beta^2 r^2 - \underline{\theta}^2}{2\beta(\bar{\theta} - \underline{\theta})} \quad (12)$$

and

$$D_G(r) = \frac{5\beta^3 r^3 - 4\beta^2 \underline{\theta} r^2 - 2\beta \underline{\theta}^2 r + \underline{\theta}^3}{2\beta(\bar{\theta} - \underline{\theta})^2} \quad (13)$$

(see Appendix 1). From (12) and (13), the expected penalty is strictly higher with GL than with IL at $r = \bar{\theta}/(3\beta)$ if, and only if, $\bar{\theta}/3 > \underline{\theta}$ (see Appendix 1). The validity of this inequality follows from (2) and (6). By continuity of the polynomials in (12) and (13), $D_G(r) > D_I(r)$ for r less than, but sufficiently close to, $\bar{\theta}/(3\beta)$. It follows that there exists $\hat{\rho} < \hat{R}$ such that $D_G(r_G) > D_I(r_l)$ for ρ in the interval $(\hat{\rho}, \hat{R}]$. Since the penalties are the only deadweight loss in the model, we have

$$E(\theta) - D_I(r) = U_I(r) + R_I(r) \quad (14)$$

and a similar equation for GL.¹³ From $R_I(r_l) = R_G(r_G) = \rho$ and $D_G(r_G) > D_I(r_l)$, it follows that $U_I(r_l) > U_G(r_G)$. From Proposition 4, IL is used in equilibrium, even though $r_G \leq r_l$ (since $\rho \leq \hat{R}$). From $R_I(r_l) = R_G(r_G) = \rho$, $R_G(r) \equiv \Pi_G(r)r$, and $R_I(r) \equiv \Pi_I(r)r$, $r_G \leq r_l$ is equivalent to $\Pi_G(r_G) \geq \Pi_I(r_l)$.

Proposition 5 states that large deadweight losses potentially discourage the use of GL in equilibrium even if it looks favourable in terms of repayment rates. This is a straightforward consequence of the basic model mechanisms, viz., the assumptions that a borrower is fully liable for the group loan if her peer group member decides not to contribute and that the penalty is an increasing function of the project pay-off. To see this, recall that the reason why GL is not unambiguously preferable to IL is that GL discourages the high- θ borrower from repaying in case (5). The expected penalty on the high- θ borrower, conditional on the occurrence of case (5), is

$$\frac{E\left(\frac{\theta}{\beta} \mid \beta r \leq \theta < 2\beta r\right)}{F(2\beta r) - F(\beta r)} = \frac{3}{2}r,$$

that is, one-and-a-half times the contractual interest payment.¹⁴ With IL, by contrast, the penalty θ/β is always less than r , since the borrower repays whenever $\theta/\beta \geq r$. Thus, the penalties under GL can be substantial if they are exerted.¹⁵

Example: From (10) and (11), $U_G(r_G) \geq U_I(r_I)$ for $1 \leq \rho \leq 1.0798$, whereas $U_I(r_I) > U_G(r_G)$ for $1.0798 < \rho \leq 1.1432$. That is, IL is used in equilibrium for $((1.1432 - 1.0798)/(1.1432 - 1) =) 44.27$ per cent of the values of the cost of capital ρ for which GL breaks even at a lower interest rate than IL. For instance, let the cost of capital be $\rho = 1.1$. The minimum break-even interest rate is lower with GL than with IL: $r_G = 1.3331 < 1.4198 = r_I$ (see Figure 2). The respective repayment rates are 82.52 per cent and 77.47 per cent. Nonetheless, the equilibrium entails IL, because this yields higher expected borrower utility: $U_I(r_I) = 1.7338 > 1.7176 = U_G(r_G)$ (alternatively, the deadweight loss is lower: $D_I(r_I) = 0.2162 < 0.2324 = D_G(r_G)$). The expected penalty on the high- θ borrower in case (5) with GL at zero profit is $(3r_G/2 =) 1.9996$. This compares with penalties below $r_I = 1.4198$ with IL at zero profit.

To check whether the result that IL is used for a sizeable proportion of values of the cost of capital that imply $r_G < r_I$ is robust, we investigate

a wide array of parameter values. We consider 11 different values for each of the parameters $\underline{\theta}$, $\bar{\theta}$ and β :

$$\underline{\theta} \in \{0.01, 0.2, 0.4, \dots, 1.8, 2\}$$

$$\bar{\theta} \in \{2.01, 2.7, 3.4, \dots, 8.3, 9\}$$

$$\beta \in \{1.01, 1.2, 1.4, \dots, 2.8, 3\}$$

(with the cost of capital ρ yet to be specified). Of the resulting 1,331 parameter combinations, we pick those which satisfy (1), (2) and $\hat{R} \geq 1$. For each of these 223 parameter combinations, we compute the critical level of the cost of capital $\hat{\rho}$ such that for ρ in the interval $(\hat{\rho}, \hat{R}]$, IL is used in equilibrium even though GL has the lower break-even interest rate (i.e., $r_G < r_I$). We define

$$P \equiv \frac{\hat{R} - \hat{\rho}}{\hat{R} - 1}$$

as the proportion of ρ -values which give rise to IL in equilibrium conditional on GL having the lower break-even interest rate for a given set of parameters $\underline{\theta}$, $\bar{\theta}$ and β . P ranges between 10.03 per cent and 100 per cent. The unweighted average over the 223 cases is 44.24 per cent. This demonstrates that the use of IL in equilibrium despite the higher break-even interest rate is not an artefact of our running example. It happens for about half the ρ -values that give rise to $r_G \leq r_I$.

Market Failure and Optimal Contracts

The market equilibrium possibly displays the types of market failure discussed in the theory of asymmetric information in credit markets. This is a direct consequence of the hump shape of the expected repayment functions (cf. Figure 2). First, there is *financial fragility* in that a small change in a model parameter can lead to a discontinuous change in the equilibrium values of the endogenous variables: When ρ rises above R_I^{\max} the market breaks down completely, since the lenders' return

expectations can no longer be met. Second, when there are several markets of the type described in the ‘Model’ section with possibly different parameter values, only borrowers in markets with $R_l^{max} \geq \rho$ will receive credit, the borrowers in the other classes are ‘redlined’. Third, if contrary to what has been assumed so far, the supply of capital is an imperfectly elastic function of ρ , then credit rationing occurs when the supply of capital at R_l^{max} falls short of demand. Lenders then do not have an incentive to raise the interest rate despite the excess demand because that would decrease their expected repayment.¹⁶

Since the maximum expected repayment R_l^{max} is achieved with IL here, financial fragility and credit rationing can only prevail when the equilibrium type of finance is IL, and individual loans are used before any borrower class is redlined as ρ rises. As will become clear in the sections ‘Social Capital’ and ‘Conclusion’, in the presence of cooperative behaviour or social sanctions these market failures can happen when GL is the equilibrium mode of finance.¹⁷

The definition of equilibrium entails that MFIs use the best (IL or GL) contract in terms of borrowers’ expected utility *given the penalty function* $p(\theta)$. Whether or not this is an optimal contract depends on whether or not the penalty function $p(\theta)$ is considered exogenous or not. If it is not, that is, if $p(\theta)$ can be chosen freely by the MFIs, then $p(\theta) = \theta/\beta$ in conjunction with full liability for one’s peer group member’s loan is evidently not optimal: Given symmetric information, the first-best solution (no default, no penalties in equilibrium) can easily be achieved by means of the threat of sufficiently severe penalties which will not be implemented in equilibrium. For instance, $r = \rho$ and $p(\theta) = 2\rho$ will do. Appendix 2 provides further discussion of the issue of optimal contracts (cf. Rai and Sjöström 2004; Bhole and Ogden 2010). However, it can be argued that assuming that $p(\theta)$ can be chosen freely eliminates the substance of the model. The model is about making loans in an environment with imperfect enforcement of financial claims. So the penalty function $p(\theta)$ should be considered as a measure of the prevailing difficulties of enforcing contractual payments, and if $p(\theta)$ can be chosen freely, the problem vanishes altogether. Moreover, in view of the fact that the underlying problem is to make credit available to the poor, the advice that enforcement can be improved by means of harsh punishments seems to be of limited practical significance.

Social Capital

The analysis so far lends support to the widely held view that the scope for GL is rather limited *if the sole characteristic of GL is joint liability*. However, as emphasised by Armendáriz de Aghion and Morduch (2000), among others, there are other dimensions to GL contracts. In this section, we introduce additional enforcement mechanisms to the model that rely on the use of social capital. We show that this not only improves expected repayments with GL but does so in a way that promotes the use of GL rather than IL in equilibrium.

Cooperative Behaviour

In this subsection, following Ahlin and Townsend (2007, Subsection 1.3.2), we assume that borrowers play the repayment game cooperatively rather than non-cooperatively:

Assumption 5: The borrowers 1 and 2 in a group repay if, and only if, $2r \leq p(\theta_1) + p(\theta_2)$. They share the pay-offs $\theta_1 + \theta_2$ such that both get the same expected utility.

Using $p(\theta) = \theta/\beta$, it follows that the members of a group repay whenever $\theta_1 + \theta_2 \geq 2\beta r$. Equal expected utilities could be achieved, for example, by sharing $\theta_1 + \theta_2 - \min\{2r, (\theta_1 + \theta_2)/\beta\}$ equally for all possible realisations (θ_1, θ_2) .

In terms of Figure 3, the two members of a group repay for (θ_1, θ_2) on and above the line with slope -1 through $(\beta r, \beta r)$. As in the non-cooperative repayment game, the members of a group repay nothing in case (1) and $2r$ in cases (2)–(4) and (6). Cooperation is conducive to the repayment rate under GL because in the fields corresponding to case (5) in Figure 3, they default only in the area below the line $\theta_1 + \theta_2 = 2\beta r$. One can infer from Figure 3 that the repayment rate with GL is higher than with IL: The repayments with GL or IL are the same in cases (1)–(4). With GL, both group members repay in field (5) above the line $\theta_1 + \theta_2 = 2\beta r$ and in field (6), whereas both default in field (5) below the line $\theta_1 + \theta_2 = 2\beta r$. With IL, by contrast, one of the two borrowers repays in cases (5) and (6). Since the area of the non-shaded portion of field (5) with GL

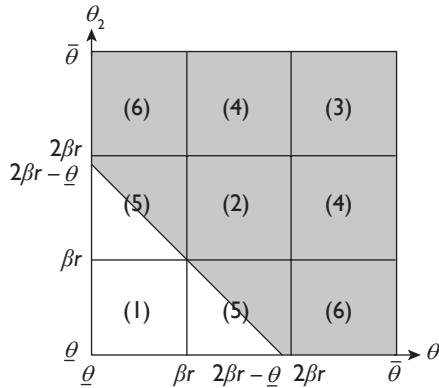


Figure 3. Repayment (shaded area) versus Default (non-shaded area) with Cooperative Behaviour

Source: Developed by the authors.

is less than half the total area of fields (5) and (6), given the uniform distribution of (θ_1, θ_2) , the repayment rate is higher with GL than with IL (cf. Ahlin and Townsend 2007, Proposition 8, p. F24).

The repayment rate is $1 - [(2\beta r - \underline{\theta}) - \underline{\theta}]^2 / [2(\bar{\theta} - \underline{\theta})^2]$, and the expected repayment is

$$R_C(r) = \frac{(\bar{\theta} - \underline{\theta})^2 - 2(\beta r - \underline{\theta})^2}{(\bar{\theta} - \underline{\theta})^2} r \quad (15)$$

for

$$\frac{\underline{\theta}}{\beta} \leq r \leq \frac{\bar{\theta} + \underline{\theta}}{2\beta}. \quad (16)$$

For interest rates that satisfy (16), $R_C(r)$ has the familiar hump shape (see Appendix 1). The interest rate that maximises the expected repayment is denoted as r_C^{\max} and the corresponding expected repayment as $R_C^{\max} (\equiv R_C(r_C^{\max}))$. In the main text, we restrict attention to interest rates which satisfy (16). In Appendix 1, we show that the analysis readily extends to interest rates $r > (\bar{\theta} + \underline{\theta}) / (2\beta)$. Notice that (16) implies (4): $(\bar{\theta} + \underline{\theta}) / (2\beta) < \bar{\theta} / \beta$. From (7) and (15), $R_C(r) \geq R_I(r)$ for all r such that (16) holds (see Appendix 1). Let r_C be the minimum break-even interest rate with GL (provided that $R_C^{\max} \geq \rho$). The fact that

$R_c(r) \geq R_l(r)$ implies $r_c \leq r_l$ whenever break even with IL is possible (i.e., $R_l^{max} \geq \rho$). The deadweight loss per loan made with GL is

$$D_c(r) = \frac{4\beta^3 r^3 - 6\beta^2 \theta r^2 + 2\theta^3}{3\beta(\bar{\theta} - \theta)^2} \quad (17)$$

for r such that (16) holds (see Appendix 1). The following proposition states that cooperation among the members of a borrower group is sufficient in order to turn GL into the equilibrium type of finance:

Proposition 6: (GL, r_c) is an equilibrium whenever $R_c^{max} \geq \rho$.

Proof: For ρ such that $R_c^{max} \geq \rho > R_l^{max}$, GL is used in equilibrium because IL does not break even. So we can focus on the case $R_l^{max} \geq \rho$. The deadweight loss with GL $D_c(r)$ satisfies

$$E(\theta) - D_c(r) = U_c(r) + R_c(r). \quad (18)$$

For $r = r_c$ this becomes $E(\theta) - D_c(r_c) = U_c(r_c) + \rho$. To achieve $R_c(r) > \rho$ and $U_c(r) \geq U_c(r_c)$ with GL at $r \neq r_c$, the deadweight loss must be smaller:

$$D_c(r) < D_c(r_c).$$

However, since r_c is the minimum break-even interest rate, $R_c(r) > \rho$ requires $r > r_c$. Since $D_c'(r) > 0$ for all $r > \theta/\beta$ (see Appendix 1), this implies

$$D_c(r) > D_c(r_c),$$

a contradiction. So there is no profitable GL contract that attracts borrowers.

Similarly, from (14) and (18), an IL contract with $R_l(r) > \rho$ and $U_l(r) \geq U_c(r_c)$ must satisfy

$$D_l(r) < D_c(r_c)$$

and, as r_l is the minimum break-even interest rate, $r > r_l$. Without loss of generality, we can assume $r \leq \bar{\theta}/(2\beta)$. This is because for any interest

rate above $\bar{\theta}/(2\beta)$ that breaks even, there is a lower interest rate that yields the same expected repayment and, as $D'_l(r) > 0$ (from (12)), a lower deadweight loss. Consequently, (16) is satisfied so that (17) gives the deadweight loss with GL. It is straightforward to show that $D_C(r) < D_l(r)$ for all $r \leq \bar{\theta}/(2\beta)$ if $\bar{\theta}/7.2749 < \underline{\theta}$ (see Appendix 1). Using $r > r_l \geq r_c$ and $D'_l(r) > 0$, it then follows that

$$D_l(r) > D_l(r_l) \geq D_l(r_c) \geq D_C(r_c),$$

a contradiction. A different argument is needed to prove the assertion of the proposition when $\bar{\theta}/7.2749 < \underline{\theta}$ does not hold (one may skip this argument if one accepts this sufficient condition). Since this part of the proof is more complicated, it is delegated to Appendix 1.

The proof goes through without modification when we allow for $r > (\bar{\theta} + \underline{\theta})/(2\beta)$ (see Appendix 1). So with cooperative behaviour, GL not only yields the higher repayment rate but also becomes the equilibrium lending type. This result lends support to the view that other mechanisms besides joint liability are needed to make GL the equilibrium mode of finance. Here it is the fact that borrowers cooperate (with one another, not with the lender) in planning their repayments which makes GL attractive for them.

The market equilibrium is potentially characterised by the market failures discussed in the preceding section. This follows immediately from the fact that the expected repayment function $R_C(r)$ has the familiar hump shape, so that borrowers cease to get funds when ρ rises beyond R_C^{\max} and positive excess demand at r_C^{\max} does not lead to an increase in the interest rate (when the supply of capital is imperfectly elastic). Thus, GL with cooperative repayment behaviour does not *eliminate* the market failures introduced in the preceding section. However, since $R_C^{\max} > R_l^{\max}$, the level of the cost of capital at which lending breaks down and the supply of capital in a rationing equilibrium are higher with GL (given positively and imperfectly elastic supply). In this sense, GL *ameliorates* the market failures.

Example: In the example with $\underline{\theta} = 0.6$, $\bar{\theta} = 5.5$, $\beta = 1.2$ and $\rho = 1.1$, the equilibrium interest rate is $r_c = 1.1608$. The repayment rate and expected utility rise to 94.76 per cent and 1.9007, respectively. $R_C(r)$ achieves its maximum $R_C^{\max} = 1.4603$ at $r_C^{\max} = 2.0087$. While with

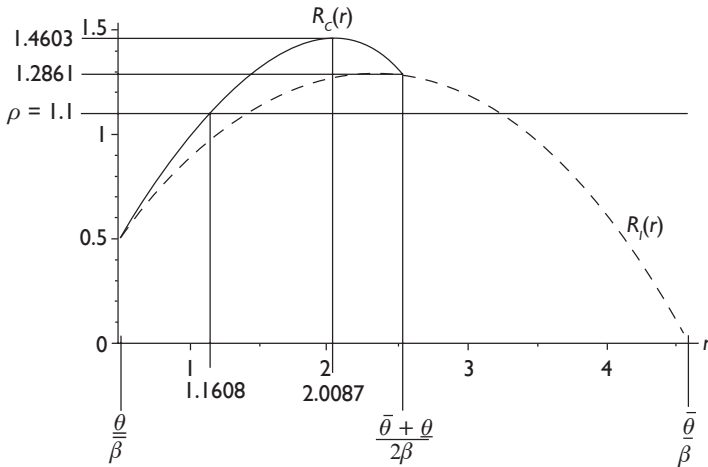


Figure 4. Example: IL versus GL with Cooperative Behaviour

Source: Developed by the authors.

non-cooperative behaviour the market breaks down when ρ rises beyond 1.2861, an equilibrium exists for costs of capital up to 1.4603 here (see Figure 4). To illustrate the possibility of credit rationing in an equilibrium with GL, suppose there is a unit mass of borrowers and the supply of capital is $S(\rho) = 0.6163\rho$. Given zero profit for MFIs, the maximum feasible gross return is $R_S^{max} = 1.4603$, and the corresponding supply of capital is $S(1.4603) = 0.9$. So in equilibrium 10 per cent of the borrowers are rationed, even though the expected project pay-off $(\bar{\theta} + \underline{\theta})/2 = 3.05$ exceeds the gross return needed to induce a capital supply equal to total demand significantly ($S(1.6226) = 1$). However, compared to the case of non-cooperative behaviour, the situation improves: In the equilibrium without cooperation, IL generates the maximum gross return $R_I^{max} = 1.2861$. The supply of capital is 0.7926, and 20.74 per cent of the borrowers are rationed.

Social Sanctions

Following BC (Section 4), we next introduce social sanctions to the model of the ‘Model’ section (returning to the assumption of

non-cooperative behaviour in the repayment game). BC's main result in this regard is that if social sanctions are severe enough, GL yields a higher repayment rate than IL (BC, Proposition 3, p. 12). We show that, like cooperative behaviour among group members, social sanctions also make GL the equilibrium type of finance and ameliorate market failures.

We adopt the following simple specification of social sanctions:

Assumption 6: If one borrower i in a group decides to contribute at stage 1 of the repayment game and her fellow group member j decides not to contribute, then i imposes a sanction $s > r$ on j . No sanctions are imposed otherwise.¹⁸

The presence of the sanction strengthens the incentives to contribute in the repayment game. For the cases defined in the section 'Repayment Rates' (cf. Figures 1 and 3), the following SPNE arise ($r < \underline{\theta}/\beta$ or $r > \bar{\theta}/\beta$ can be ruled out using the same arguments as in the section 'Repayment Rates'):

1. Both borrowers choosing not to contribute is an SPNE. Due to the threat of penalties, both borrowers choosing to contribute is also an SPNE. As in the section 'Repayment Rates', the latter SPNE is ruled out on the grounds that it is Pareto-inferior.¹⁹
2. Both borrowers choosing to contribute is an equilibrium. The other SPNE, in which both borrowers decide not to contribute, is ruled out on the grounds that it is Pareto-inferior.
3. Contributing is a strictly dominant strategy at stage 1 for both borrowers. Neither tries to free-ride.
4. Contributing is a strictly dominant strategy for the borrower i with $\theta_i \geq 2\beta r$ and a weakly dominant strategy for the other borrower. The unique SPNE entails repayment.
5. This is the critical case for GL. Borrower 1, say, has a pay-off θ_1 in the interval $(\beta r, 2\beta r)$, borrower 2's pay-off falls short of βr . Contributing is a weakly dominant strategy for both borrowers at stage 1 (see Figure 5): if borrower 2 chooses not to contribute at stage 1 and borrower 1 decides to contribute, borrower 2 knows that borrower 1 will choose default at stage 2. Given Assumption 6, the social sanction s imposed on her weighs more heavily than the interest payment r (and the penalty θ_1/β strengthens the case for

		Borrower 2	
		Contribute	Don't
Borrower 1	Contribute	$\theta_1 - r/\theta_2 - r$	$\theta_1 - \frac{\theta_1}{\beta}/\theta_2 - \frac{\theta_2}{\beta} - s$
	Don't	$\theta_1 - \frac{\theta_1}{\beta} - s/\theta_2 - \frac{\theta_2}{\beta}$	$\theta_1 - \frac{\theta_1}{\beta}/\theta_2 - \frac{\theta_2}{\beta}$

Figure 5. Stage I of the Repayment Game with Social Sanctions, Case (5)

Source: Developed by the authors.

repayment). So repayment becomes an SPNE. Both borrowers choosing not to contribute is also an SPNE, which can be ruled out using elimination of weakly dominated strategies, however (the Pareto criterion is inconclusive here).

6. The unique SPNE entails that both borrowers contribute.

GL with social sanctions fares unambiguously better than GL with cooperative behaviour in terms of repayment rates. Repayment occurs except in case (1), so the non-shaded default area in Figure 3 shrinks. This confirms Ahlin and Townsend’s (2007, Proposition 8, p. F24) finding that sufficiently severe social sanctions (‘unofficial penalties’) can enforce a higher repayment rate than cooperation. GL with social sanctions also dominates IL. Again, this follows from the fact that it reduces the default area to field (1) (whereas one of the two borrowers in a group defaults in the fields labeled (5) and (6) with IL, cf. Figure 1). We show in the following that this implies that lenders use GL, rather than IL, in equilibrium. The fact that GL with social sanctions dominates cooperation and IL is due to the fact that social sanctions are not carried out in equilibrium, so they do not cause any deadweight losses in addition to the penalties imposed by lenders.

The repayment rate becomes

$$\Pi_s(r) = 1 - F(\beta r)^2 = \frac{-\beta^2 r^2 + 2\beta\bar{\theta}r + \bar{\theta}^2 - 2\theta\bar{\theta}}{(\bar{\theta} - \theta)^2} \tag{19}$$

for $\underline{\theta}/\beta \leq r \leq \bar{\theta}/\beta$. From (3) and (19), $\Pi_s(r) > \Pi_l(r)$ whenever $F(\beta r) < 1$, that is, $r < \bar{\theta}/\beta$. The expected repayment with GL is $R_s(r) \equiv \Pi_s(r)r$.

$R_S(r)$ has the usual hump shape over the interval $[\underline{\theta}/\beta, \bar{\theta}/\beta]$, with a unique maximum R_S^{max} at r_S^{max} , say (see Appendix 1). GL is the equilibrium mode of finance. Letting r_S denote the minimum break-even interest rate with GL, we have:

Proposition 7: If $R_S^{max} \geq \rho$, (GL, r_S) is an equilibrium.

Proof: If $R_S^{max} \geq \rho > R_I^{max}$, only GL breaks even, so we can focus on $R_I^{max} \geq \rho$. The deadweight loss with GL is

$$D_S(r) \equiv \frac{\beta^3 r^3 - \beta^2 \underline{\theta} r^2 - \beta \underline{\theta}^2 r + \underline{\theta}^3}{2\beta(\bar{\theta} - \underline{\theta})^2} \quad (20)$$

(see Appendix 1). Increases in the interest rate raise the deadweight loss: $D'_S(r) > 0$ for all $r > \underline{\theta}/\beta$ (see Appendix 1). From (12) and (20), $D_S(r) \leq D_I(r)$ for $\underline{\theta}/\beta \leq r \leq \bar{\theta}/\beta$ (see Appendix 1). With GL at $r = r_S$,

$$E(\theta) - D_S(r_S) = U_S(r_S) + \rho.$$

$R_S(r) > \rho$ and $U_S(r) \geq U_S(r_S)$ for $r \neq r_S$ requires

$$D_S(r) < D_S(r_S).$$

However, $D_S(r) > D_S(r_S)$, since r_S is the minimum break-even interest rate (so that $r > r_S$) and $D'_S(r) > 0$, a contradiction.

Similarly, an IL contract that yields $R_I(r) > \rho$ and $U_I(r) \geq U_S(r_S)$ must satisfy

$$D_I(r) < D_S(r_S).$$

However, $r > r_I > r_S$, since r_I is the minimum break-even interest rate with IL, $R_I(r) > \rho$, and $R_I(r) < R_S(r)$ for $\underline{\theta}/\beta < r < \bar{\theta}/\beta$. Using the fact that $D'_I(r) > 0$ and $D_S(r) \leq D_I(r)$ for $\underline{\theta}/\beta \leq r \leq \bar{\theta}/\beta$, it follows that

$$D_I(r) > D_I(r_I) \geq D_I(r_S) \geq D_S(r_S),$$

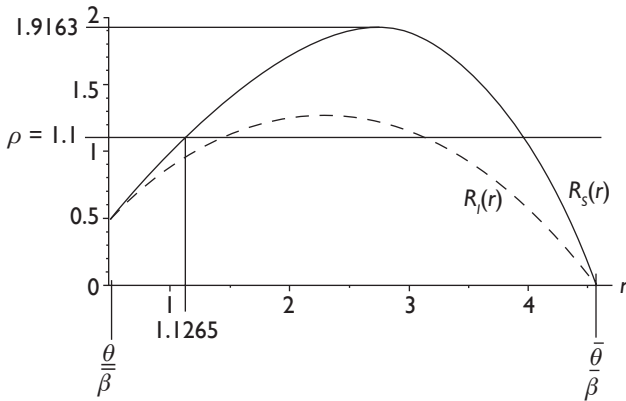


Figure 6. Example: IL versus GL with Social Sanctions

Source: Developed by the authors.

a contradiction. Hence, it is not possible to enter the market with either an alternative GL or an IL contract.

To complete the proof, we have to show that the borrowers demand funds at interest rates up to r_s^{max} . This is non-trivial here because in cases (5) and (6) the low- θ borrower repays even though $r > \theta$ for θ small enough. The proof that expected utility is nonetheless non-negative is in Appendix 1.²⁰

The conclusions are similar as in the model with cooperative behaviour in the repayment game. Adding a form of social capital that fosters repayment with GL is sufficient to ensure that GL is used in equilibrium. Social sanctions do not eliminate, but do ameliorate, financial fragility, redlining and credit rationing.

Example: In the running example, the equilibrium GL interest rate is $r_s = 1.1265$. The repayment rate and expected utility rise further to 97.65 per cent and 1.9309, respectively. A market equilibrium exists for ρ up to $R_s^{max}(r) = 1.9163$ (see Figure 6).

Conclusion

Without cooperative behaviour or social sanctions, there is even less scope for GL as the equilibrium mode of finance in the BC model than a

comparison of repayment rates suggests. This supports the widely held view that joint liability alone is not sufficient to explain the apparent success of GL. GL is used in equilibrium and effectively helps reduce dead-weight losses *if* borrowers play cooperatively or discipline each other by means of social sanctions. This underlines the important role of enforcement mechanisms beyond joint liability that rely on some form of social capital for the effectiveness of GL.

The increasing commercialisation of microfinance calls for equilibrium models of microfinance markets. The aim of the present article is to go one step in this direction by conducting an equilibrium analysis of one of the most prominent microfinance models. An important direction for future research is to embed partial equilibrium models of microfinance markets into general equilibrium models, in which MFIs compete for loanable funds with financial institutions active in other financial markets and, more generally, in which different sectors compete for the economy's scarce resources. Such models allow us to address the important question of whether and how microfinance can spur economic development. Recent research by Ahlin and Jiang (2008) highlights that we must not expect simple or general answers. They demonstrate that if entrepreneurs (whose activity is necessary for full-scale development) compete for workers with self-employment opportunities, microfinance programmes that successfully draw workers from subsistence work to self-employment may at the same time prevent full-scale economic development. Much more work is needed to clarify the issue of how microfinance programmes have to be designed in order to initiate and sustain development processes. Another interesting direction of future research would be to replace the (non-pecuniary) penalties with the threat of exclusion from future credit as in Bhole and Ogden (2010).

Leaving the confines of the model, an important question with regard to microfinance's move towards markets is whether the enforcement of repayment via cooperation or social sanctions works equally well irrespective of the type of the lending institutions active in the supply of microcredit. Is borrowers' decision to impose sanctions on each other independent of whether they default on a loan refinanced by a non-profit development finance institution or by the microfinance arm of an international commercial bank? Starting with Titmuss's (1970) study of

blood donations, it has become clear that market mechanisms potentially crowd out contributions motivated by non-pecuniary objectives (for a recent reassessment, see Mellström and Johannesson 2008).²¹ If the move towards markets crowds out the social capital that is essential in order to make GL work, commercial banks' choice is the one described in the section 'Equilibrium': As stipulated by Cull et al. (2009: 189), profit-seeking MFIs entering the microfinance market 'are more likely... to involve an individual lending method'. But this might merely reflect their inability to exploit the advantages of GL offered by an efficient use of social capital.

Appendix I. Details of Proofs

Proof that $R_G(r)$ takes on a maximum between $\bar{\theta}/(3\beta)$ and $\bar{\theta}/(2\beta)$
The expected repayment function in (8) satisfies

$$R'_G\left(\frac{\bar{\theta}}{3\beta}\right) = \frac{2\bar{\theta}\underline{\theta}}{3(\bar{\theta}-\underline{\theta})^2} > 0 > \frac{\bar{\theta}(-5\bar{\theta}+8\underline{\theta})}{4(\bar{\theta}-\underline{\theta})^2} = R'_G\left(\frac{\bar{\theta}}{2\beta}\right),$$

where the latter inequality follows from (1). As $R_G(r)$ intersects the origin with positive slope, it follows that it takes on a local maximum at some r_G^{max} between $\bar{\theta}/(3\beta)$ and $\bar{\theta}/(2\beta)$.

Derivation of (10) and (11)

With IL, default occurs if, and only if, $\underline{\theta} \leq \theta < \beta r$, so

$$\begin{aligned} U_I(r) &= \int_{\underline{\theta}}^{\beta r} \frac{\theta - \frac{\beta}{\theta}}{\theta - \underline{\theta}} d\theta + \int_{\beta r}^{\bar{\theta}} \frac{\theta - r}{\theta - \underline{\theta}} d\theta \\ &= \frac{\beta^2 r^2 - 2\beta\bar{\theta}r + \beta\bar{\theta}^2 + (1-\beta)\underline{\theta}^2}{2\beta(\bar{\theta}-\underline{\theta})}. \end{aligned}$$

With GL, from Figure 1, default occurs if either $\underline{\theta} \leq \theta_1 < \beta r$ and $\underline{\theta} \leq \theta_2 < 2\beta r$ or else $\beta r \leq \theta_1 < 2\beta r$ and $\underline{\theta} \leq \theta_2 < \beta r$. Hence, the sum of the two borrowers' expected utilities $U_G(r)$ is

$$\begin{aligned}
 2U_G(r) = & \int_{\underline{\theta}}^{\beta r} \frac{1}{\bar{\theta} - \underline{\theta}} \left(\int_{\underline{\theta}}^{2\beta r} \frac{\theta_1 - \frac{\theta_1}{\beta} + \theta_2 - \frac{\theta_2}{\beta}}{\bar{\theta} - \underline{\theta}} d\theta_2 + \int_{2\beta r}^{\bar{\theta}} \frac{\theta_1 - r + \theta_2 - r}{\bar{\theta} - \underline{\theta}} d\theta_2 \right) d\theta_1 \\
 & + \int_{\beta r}^{2\beta r} \frac{1}{\bar{\theta} - \underline{\theta}} \left(\int_{\underline{\theta}}^{\beta r} \frac{\theta_1 - \frac{\theta_1}{\beta} + \theta_2 - \frac{\theta_2}{\beta}}{\bar{\theta} - \underline{\theta}} d\theta_2 + \int_{\beta r}^{\bar{\theta}} \frac{\theta_1 - r + \theta_2 - r}{\bar{\theta} - \underline{\theta}} d\theta_2 \right) d\theta_1 \\
 & + \int_{2\beta r}^{\bar{\theta}} \frac{1}{\bar{\theta} - \underline{\theta}} \int_{\underline{\theta}}^{\bar{\theta}} \frac{\theta_1 - r + \theta_2 - r}{\bar{\theta} - \underline{\theta}} d\theta_2 d\theta_1.
 \end{aligned}$$

Performing the integrations and simplifying terms yield (11).

Proof that $U'_G(r) < 0$ when (4) is satisfied (Proposition 4)

Differentiating (11) gives

$$U'_G(r) = \frac{3\beta^2 r^2 - 8\beta\underline{\theta}r + 2(\underline{\theta}^2 - \bar{\theta}^2 + 2\bar{\theta}\underline{\theta})}{2(\bar{\theta} - \underline{\theta})^2}.$$

$U'_G(r) < 0$ holds true whenever

$$r^2 - \frac{8}{3} \frac{\underline{\theta}}{\beta} r + \frac{2}{3} \frac{\underline{\theta}^2 - \bar{\theta}^2 + 2\bar{\theta}\underline{\theta}}{\beta^2} < 0.$$

The roots of the polynomial on the left-hand side are

$$r_{1/2} = \frac{4}{3} \frac{\underline{\theta}}{\beta} \left[1 \pm \sqrt{\frac{3}{8} \left(\frac{\bar{\theta}}{\underline{\theta}} \right)^2 - \frac{3}{4} \frac{\bar{\theta}}{\underline{\theta}} + \frac{5}{8}} \right].$$

The discriminant is positive, so $r_{1/2}$ are real. Let r_1 be the smaller root. $r_1 > \underline{\theta}/\beta$ is equivalent to

$$\left(\frac{\bar{\theta}}{\underline{\theta}} \right)^2 - 2 \frac{\bar{\theta}}{\underline{\theta}} + \frac{3}{2} < 0.$$

This contradicts (1), so $r_1 \leq \underline{\theta}/\beta$. $r_2 < \bar{\theta}/(2\beta)$ is equivalent to

$$\frac{\bar{\theta}}{\underline{\theta}} > \frac{8}{3} + \frac{8}{3} \sqrt{\frac{3}{8} \left(\frac{\bar{\theta}}{\underline{\theta}} \right)^2 - \frac{3}{4} \frac{\bar{\theta}}{\underline{\theta}} + \frac{5}{8}}.$$

The right-hand side of this inequality equals 4.7749 for $\bar{\theta}/\underline{\theta} = 2$ and its derivative with respect to $\bar{\theta}/\underline{\theta}$ exceeds unity for all $\bar{\theta}/\underline{\theta} \geq 2$. So (1) contradicts the inequality, and we conclude $r_2 \geq \bar{\theta}/(2\beta)$. This proves that $U'_G(r) < 0$ for interest rates that satisfy (4).

Proof of Propositions 3 and 4 when condition (4) does not hold

For $r < \underline{\theta}/\beta$, the repayment rate is 100 per cent. Condition (2) implies that the certain repayment is less than one: $r < \underline{\theta}/\beta < 1$. So it is not possible to break even with such interest rates.

Interest rates above $\bar{\theta}/\beta$ can be ruled out since they lead to default with certainty, irrespective of the lending type used, so that the outcome is the same as with $r = \bar{\theta}/\beta$.

Proposition 3 hinges upon the fact that if $\rho > R_G^{\max}$, it is not possible to break even with GL. To prove that (4) is inessential to the validity of the proposition, we have to show that expected repayment falls short of R_G^{\max} for $r > \bar{\theta}/(2\beta)$.

Proposition 4 makes use of the fact that expected borrower utility is a decreasing function of the interest rate. We have to show that this holds true for $r > \bar{\theta}/(2\beta)$.

For $r > \bar{\theta}/(2\beta)$, cases (3), (4) and (6) drop out (cf. Figure 1). The expected repayment function becomes

$$\tilde{R}_G(r) = \frac{\beta^2 r^3 - 2\beta\bar{\theta}r^2 + \bar{\theta}^2 r}{(\bar{\theta} + \underline{\theta})^2}$$

for $\bar{\theta}/(2\beta) < r \leq \bar{\theta}/\beta$. Since

$$\tilde{R}_G\left(\frac{\bar{\theta}}{2\beta}\right) = \frac{\bar{\theta}^3}{8\beta(\bar{\theta} - \underline{\theta})^2} = R_G\left(\frac{\bar{\theta}}{2\beta}\right),$$

the expected repayment function is continuous. Furthermore, $\tilde{R}'_G(r) = 0$ for $r = \bar{\theta}/(3\beta)$ and $r = \bar{\theta}/\beta$. It follows that $\tilde{R}_G(r)$ is downward-sloping between $\bar{\theta}/(2\beta)$ and $\bar{\theta}/\beta$. This proves that R_G^{max} is the maximum attainable expected repayment.

Expected borrower utility becomes

$$\tilde{U}_G(r) = \frac{-\beta^3 r^3 + 3\beta^2 \bar{\theta} r^2 - 3\beta \bar{\theta}^2 r + \beta \bar{\theta}^3 + (1 - \beta)(\underline{\theta}^2 \bar{\theta} + \bar{\theta} \underline{\theta}^2 - \underline{\theta}^3)}{2\beta(\bar{\theta} - \underline{\theta})^2}$$

for $r > \bar{\theta}/(2\beta)$. It falls as the interest rate rises:

$$\tilde{U}'_G(r) = -\frac{3(\beta r - \bar{\theta})^2}{2(\bar{\theta} - \underline{\theta})^2} < 0.$$

Derivation of $D_G(r)$ (Proposition 5)

The expression for $D_G(r)$ in (13) is obtained by performing the integrations in

$$D_G(r) = \int_{\underline{\theta}}^{\beta r} \frac{1}{\bar{\theta} - \underline{\theta}} \int_{\underline{\theta}}^{2\beta r} \frac{\beta}{\bar{\theta} - \underline{\theta}} d\theta_2 d\theta_1 + \int_{\beta r}^{2\beta r} \frac{1}{\bar{\theta} - \underline{\theta}} \int_{\underline{\theta}}^{\beta r} \frac{\beta}{\bar{\theta} - \underline{\theta}} d\theta_2 d\theta_1$$

and rearranging terms.

Proof that $D_G(\bar{\theta}/(3\beta)) > D_I(\bar{\theta}/(3\beta))$ (Proposition 5)

From (12) and (13), $D_G(r) > D_I(r)$ if, and only if,

$$5\beta^3 r^3 - \beta^2(\bar{\theta} + 3\underline{\theta})r^2 - 2\beta\underline{\theta}r + \bar{\theta}\underline{\theta}^2 > 0.$$

The inequality holds true for $r = \bar{\theta}/(3\beta)$ exactly if

$$\left(\frac{\bar{\theta}}{\underline{\theta}}\right)^2 - \frac{9\bar{\theta}}{2\underline{\theta}} + \frac{9}{2} > 0.$$

The roots of the quadratic equation on the left-hand side are $3/2$ and 3 , so it takes on positive values for all $\bar{\theta}/3 > \underline{\theta}$.

Proof that $R_C(r)$ is hump-shaped over the interval defined in (16)

Differentiating the expression for $R_C(r)$ in (15) yields

$$R'_C(r) = \frac{-6\beta^2 r^2 + 8\beta\underline{\theta}r + (\bar{\theta}^2 - 2\bar{\theta}\underline{\theta} - \underline{\theta}^2)}{(\bar{\theta} - \underline{\theta})^2}.$$

So

$$R'_C\left(\frac{\underline{\theta}}{\beta}\right) = 1 > 0$$

and

$$R'_C\left(\frac{\bar{\theta} + \underline{\theta}}{2\beta}\right) = -\frac{(\bar{\theta}^2 - \underline{\theta}^2) + 2\underline{\theta}(\bar{\theta} - \underline{\theta})}{2(\bar{\theta} - \underline{\theta})^2} < 0.$$

As $R_C(r)$ is a third-order polynomial with negative leading coefficient, it follows that it is hump-shaped over the interval $[\underline{\theta}/\beta, (\bar{\theta} + \underline{\theta})/(2\beta)]$.

Proof that $R_C(r) \geq R_I(r)$ when (16) is satisfied

From (7) and (15), $R_C(r) \geq R_I(r)$ exactly if

$$r^2 - \frac{\bar{\theta} + 3\underline{\theta}}{2\beta}r + \frac{\underline{\theta}(\bar{\theta} + \underline{\theta})}{2\beta^2} \leq 0.$$

The roots of the quadratic equation on the left-hand side are $r = \underline{\theta}/\beta$ and $r = (\bar{\theta} + \underline{\theta})/(2\beta)$. So $R_C(r) \geq R_I(r)$ between these interest rates.

Derivation of (17)

From Figure 3, the sum of the deadweight losses $D_C(r)$ of the two borrowers in a group is

$$2D_C(r) = \int_{\underline{\theta}}^{2\beta r - \underline{\theta}} \frac{1}{\bar{\theta} - \underline{\theta}} \int_{\underline{\theta}}^{2\beta r - \theta_1} \frac{\theta_1 + \theta_2}{\bar{\theta} - \underline{\theta}} \frac{\beta}{\beta} d\theta_2 d\theta_1.$$

Performing the integrations and simplifying terms yield (17).

Proof that $D'_C(r) > 0$ (Proposition 6)

Differentiating (17) gives

$$D'_C(r) = \frac{4\beta(\beta r - \underline{\theta})r}{(\bar{\theta} - \underline{\theta})^2} > 0$$

for $r > \underline{\theta}/\beta$.

Proof that $D_C(r) \leq D_I(r)$ when $r \leq \bar{\theta}/(2\beta)$ and $\bar{\theta}/7.2749 < \underline{\theta}$ (Proposition 6)

Let $\Delta(r) \equiv D_I(r) - D_C(r)$. We have to show that $\Delta(r) \geq 0$ for $r \leq \bar{\theta}/(2\beta)$. Substituting for $D_I(r)$ and $D_C(r)$ from (12) and (17), respectively, gives

$$\Delta(r) = \frac{-8\beta^3 r^3 + 3\beta^2(\bar{\theta} + 3\underline{\theta})r^2 - \underline{\theta}^2(3\bar{\theta} + \underline{\theta})}{6\beta(\bar{\theta} - \underline{\theta})^2}.$$

The polynomial on the right-hand side has a local minimum at $r = 0$, a root at $r = \underline{\theta}/\beta$ and a local maximum at $r = (\bar{\theta} + 3\underline{\theta})/(4\beta)$. So

$$\Delta\left(\frac{\bar{\theta}}{2\beta}\right) = \underline{\theta}^3 \frac{-\left(\frac{\bar{\theta}}{\underline{\theta}}\right)^3 + 9\left(\frac{\bar{\theta}}{\underline{\theta}}\right)^2 - 4\left(3\frac{\bar{\theta}}{\underline{\theta}} + 1\right)}{24\beta(\bar{\theta} - \underline{\theta})^2} \geq 0$$

is sufficient for $\Delta(r) \geq 0$ for r in the interval $[\underline{\theta}/\beta, \bar{\theta}/(2\beta)]$. The third-order polynomial in $\bar{\theta}/\underline{\theta}$ in the numerator on the right-hand side has roots $-0.2749, 2$ and 7.2749 . So the conditions $\bar{\theta}/2 > \underline{\theta}$ and $\bar{\theta}/7.2749 < \underline{\theta}$ ensure $\Delta(r) \geq 0$.

Proof of Proposition 6 when $\bar{\theta}/7.2749 < \underline{\theta}$ does not hold

Denote the largest root of $\Delta(r) = 0$ as \hat{r} . The proof of Proposition 6 in the main text goes through without modification whenever $\hat{r} \geq r_c$, for this inequality ensures $\Delta(r_c) > 0$, so that the last inequality in the chain

$$D_I(r) > D_I(r_I) \geq D_I(r_c) \geq D_C(r_c)$$

remains valid. So we can focus on the case

$$\hat{r} < r_c.$$

We will show that this contradicts

$$R_I^{max} \geq \rho.$$

This proves that it is not profitable to enter the market with an IL contract.

Rewrite $\Delta(r)$ as

$$\Delta(r) = \frac{\left(r - \frac{\underline{\theta}}{\beta}\right) [-8\beta^3 r^2 + \beta^2 (3\bar{\theta} + \underline{\theta})r + \beta\underline{\theta}(3\bar{\theta} + \underline{\theta})]}{6\beta(\bar{\theta} - \underline{\theta})^2}.$$

The largest root of $\Delta(r) = 0$ is equal to the larger root of the quadratic term in brackets:

$$\hat{r} = \frac{3\bar{\theta} + \underline{\theta} + \sqrt{9\bar{\theta}^2 + 102\bar{\theta}\underline{\theta} + 33\underline{\theta}^2}}{16\beta}.$$

From $R_I^{max} \geq \rho$, $R_C(r_c) = \rho$, $\hat{r} < r_c$, and $R'_C(r) > 0$ for $r < r_c$, we have

$$R_I^{max} > R_C(\hat{r}).$$

Using (15), the inequality $R_I^{max} > R_C(r)$ can be written as

$$-8\beta^3 r^3 + 16\beta^2 \underline{\theta} r^2 + 4\beta(\bar{\theta}^2 - 2\bar{\theta}\underline{\theta} - \underline{\theta}^2)r - \bar{\theta}^2(\bar{\theta} - \underline{\theta}) < 0.$$

Substituting $r = \hat{r}$ and simplifying terms yield

$$\begin{aligned} & -59\left(\frac{\bar{\theta}}{\underline{\theta}}\right)^3 - 131\left(\frac{\bar{\theta}}{\underline{\theta}}\right)^2 + 551\frac{\bar{\theta}}{\underline{\theta}} + 215 + \\ & \left[23\left(\frac{\bar{\theta}}{\underline{\theta}}\right)^2 - 46\frac{\bar{\theta}}{\underline{\theta}} - 25\right]\sqrt{9\left(\frac{\bar{\theta}}{\underline{\theta}}\right)^2 + 102\frac{\bar{\theta}}{\underline{\theta}} + 33} < 0. \end{aligned}$$

The left-hand side of this inequality is positive for $\bar{\theta}/3.0100 > \underline{\theta}$, which is implied by the case distinction $\bar{\theta}/7.2749 > \underline{\theta}$. So $R_I^{max} \leq R_C(\hat{r})$, a contradiction. It follows that (GL, r_C) is an equilibrium if $\bar{\theta}/3.0100 > \underline{\theta}$. This completes the proof of Proposition 6, since the validity of the assertion for $\bar{\theta}/7.2749 < \underline{\theta}$ has already been shown.

Proof of Proposition 6 when condition (16) does not hold

Similarly as in the case of Proposition 4, we have to show that with GL and $r > (\bar{\theta} + \underline{\theta})/(2\beta)$, the expected repayment falls short of R_C^{max} and the deadweight loss is an increasing function of the interest rate.

For $r > (\bar{\theta} + \underline{\theta})/(2\beta)$, cases (3), (4) and (6) drop out, and the repayment function becomes

$$\tilde{R}_C(r) = \frac{2\beta^2 r^3 - 4\beta\bar{\theta}r^2 + 2\bar{\theta}^2 r}{(\bar{\theta} - \underline{\theta})^2}.$$

Using (15), we have

$$\tilde{R}_C\left(\frac{\bar{\theta} + \underline{\theta}}{2\beta}\right) = \frac{\bar{\theta} + \underline{\theta}}{4\beta} = R_C\left(\frac{\bar{\theta} + \underline{\theta}}{2\beta}\right),$$

so the expected repayment function with GL is continuous. Differentiating $\tilde{R}_C(r)$ gives

$$\tilde{R}'_c(r) = \frac{6\beta^2 r^2 - 8\beta\bar{\theta}r + 2\bar{\theta}^2}{(\bar{\theta} - \underline{\theta})^2}.$$

The roots of the quadratic equation on the right-hand side are $\bar{\theta}/(3\beta)$ and $\bar{\theta}/\beta$. $\tilde{R}_c(r)$ takes on its local maximum and minimum, respectively, at these interest rates. It follows that $\tilde{R}_c(r)$ is downward-sloping between $(\bar{\theta} + \underline{\theta})/(2\beta)$ and $\bar{\theta}/\beta$. Taken together, it follows that $\tilde{R}_c(r) < R_c^{\max}$ for $(\bar{\theta} + \underline{\theta})/(2\beta) < r < \bar{\theta}/\beta$.

The deadweight loss is

$$\tilde{D}_c(r) = \frac{-8\beta^3 r^3 + 12\beta^2 \bar{\theta} r^2 - \bar{\theta}^3 - 3\bar{\theta}^2 \underline{\theta} - 3\bar{\theta} \underline{\theta}^2 + 3\underline{\theta}^3}{6\beta(\bar{\theta} - \underline{\theta})^2}$$

for $r > (\bar{\theta} + \underline{\theta})/(2\beta)$. The deadweight loss is a continuous function of the interest rate:

$$\tilde{D}_c\left(\frac{\bar{\theta} + \underline{\theta}}{2\beta}\right) = \frac{\bar{\theta}^3 - 3\bar{\theta}\underline{\theta}^2 + 2\underline{\theta}^3}{6\beta(\bar{\theta} - \underline{\theta})^2} = D_c\left(\frac{\bar{\theta} + \underline{\theta}}{2\beta}\right).$$

It increases as the interest rate rises:

$$\tilde{D}'_c(r) = \frac{4\beta r(\bar{\theta} - \beta r)}{(\bar{\theta} - \underline{\theta})^2} > 0$$

for all $r < \bar{\theta}/\beta$.

Proof that $R_s(r)$ is hump-shaped over the interval $[\underline{\theta}/\beta, \bar{\theta}/\beta]$

From (19), $R_s(\bar{\theta}/\beta) = \Pi_s(\bar{\theta}/\beta) = 0$. Differentiating $R_s(r) = \Pi_s(r)r$ gives

$$R'_s(r) = \frac{-3\beta^2 r^2 + 4\beta\bar{\theta}r + \bar{\theta}(\bar{\theta} - 2\underline{\theta})}{(\bar{\theta} - \underline{\theta})^2},$$

so $R'_s(\underline{\theta}/\beta) = 1 > 0$. Since $R_s(r)$ is a third-order polynomial with negative leading coefficient and $R_s(\underline{\theta}/\beta) = \underline{\theta}/\beta$, it follows that there is a unique maximum in the interval $[\underline{\theta}/\beta, \bar{\theta}/\beta]$.

Derivation of $D_s(r)$

The formula for the deadweight loss in the model with social sanctions is obtained from

$$D_s(r) = \int_{\underline{\theta}}^{\beta r} \frac{1}{\bar{\theta} - \underline{\theta}} \int_{\underline{\theta}}^{\beta r} \frac{\theta_1}{\bar{\theta} - \underline{\theta}} d\theta_1 d\theta_2.$$

Proof that $D'_s(r) > 0$ for $r > \underline{\theta}/\beta$ (Proposition 7)

Differentiating $D_s(r)$ gives

$$D'_s(r) = \frac{3\beta^3 r^2 - 2\beta^2 \underline{\theta} r - \beta \underline{\theta}^2}{2\beta(\bar{\theta} - \underline{\theta})^2}.$$

The derivative is positive if

$$r^2 - \frac{2}{3} \frac{\underline{\theta}}{\beta} r - \frac{1}{3} \left(\frac{\underline{\theta}}{\beta} \right)^2 > 0.$$

The roots of the quadratic term on the left-hand side are $-\underline{\theta}/(3\beta)$ and $\underline{\theta}/\beta$, so the inequality is satisfied for all $r > \underline{\theta}/\beta$.

Proof that $D_s(r) \leq D_l(r)$ for $\underline{\theta}/\beta \leq r \leq \bar{\theta}/\beta$ (Proposition 7)

Inserting the definitions of $D_s(r)$ and $D_l(r)$ into $D_s(r) \leq D_l(r)$ and rearranging terms yield the equivalent condition

$$-(\bar{\theta} - \beta r)(\beta r - \underline{\theta})(\underline{\theta} + \beta r) \leq 0.$$

Proof that $U_s(r_s^{max}) \geq 0$ (Proposition 7)

From (19), $R_s(r) \equiv \Pi_s(r)r$, (20), and $E(\theta) - D_s(r) = U_s(r) + R_s(r)$,

$$U_s(r) = \frac{\bar{\theta} + \underline{\theta}}{\beta} + \frac{\beta^3 r^3 - 3\beta^2 \underline{\theta} r^2 + \beta(-2\bar{\theta}^2 + 4\bar{\theta}\underline{\theta} + \underline{\theta}^2)r - \underline{\theta}^3}{2\beta(\bar{\theta} - \underline{\theta})^2}.$$

So

$$U_s\left(\frac{\bar{\theta}}{\beta}\right) = \frac{\bar{\theta} + \underline{\theta}}{\beta} - \frac{\bar{\theta} + \underline{\theta}}{2\beta}$$

and

$$U_s\left(\frac{\underline{\theta}}{\beta}\right) = \frac{\bar{\theta} + \underline{\theta}}{\beta} - \frac{\underline{\theta}}{\beta},$$

so that $0 < U_s(\bar{\theta}/\beta) < U_s(\underline{\theta}/\beta)$. The derivative

$$U'_s(r) = \frac{3\beta^3 r^2 - 6\beta^2 \underline{\theta} r + \beta(-2\bar{\theta}^2 + 4\bar{\theta}\underline{\theta} + \underline{\theta}^2)}{2\beta(\bar{\theta} - \underline{\theta})^2}$$

of $U_s(r)$ vanishes at

$$r_{1/2} = \frac{\underline{\theta} \pm \sqrt{\frac{2}{3}(\bar{\theta} - \underline{\theta})}}{\beta},$$

where $r_1 < \underline{\theta}/\beta < r_2 < \bar{\theta}/\beta$. Thus, $U_s(r)$ has a local maximum at some $r < \underline{\theta}/\beta$, is positive at $r = \underline{\theta}/\beta$ and $r = \bar{\theta}/\beta$, and takes on a local minimum between these two interest rates. We have to show that $U_s(r) < 0$ cannot happen for $r \leq r_s^{\max}$.

There is a unique \bar{r} in the interval $(\underline{\theta}/\beta, \bar{\theta}/\beta)$ such that $U_s(\bar{r}) = U_s(\bar{\theta}/\beta)$. Define

$$f(r) \equiv U_s(r) - U_s\left(\frac{\bar{\theta}}{\beta}\right).$$

This function can be rewritten as

$$f(r) = \frac{\left(r - \frac{\bar{\theta}}{\beta}\right) [\beta^3 r^2 + \beta^2(\bar{\theta} - 3\underline{\theta})r + \beta(-\bar{\theta}^2 + \bar{\theta}\underline{\theta} + \underline{\theta}^2)]}{2\beta(\bar{\theta} - \underline{\theta})^2}.$$

$f(r) = 0$ for $r = \bar{\theta}/\beta$ and for

$$r_{1/2} = \frac{-\bar{\theta} + 3\underline{\theta} \pm \sqrt{5(\bar{\theta} - \underline{\theta})}}{2\beta}.$$

The smaller value r_1 is negative, so the larger value r_2 is the unique r in the interval $(\underline{\theta}/\beta, \bar{\theta}/\beta)$ such that $f(r) = 0$, that is, $U_S(r) = U_S(\bar{\theta}/\beta)$. That is, $\bar{r} = r_2$. To show that $U_S(r) > 0$ for $r < r_S^{max}$, it suffices to show that $\bar{r} > r_S^{max}$.

r_S^{max} is the larger solution to $R'_S(r) = 0$:

$$r_S^{max} = \frac{2\underline{\theta} + \sqrt{3\bar{\theta}^2 - 6\bar{\theta}\underline{\theta} + 4\underline{\theta}^2}}{3\beta}.$$

Comparing \bar{r} and r_S^{max} shows that $\bar{r} > r_S^{max}$ for $\bar{\theta}/\underline{\theta} > 1$, which is implied by (1). It follows that

$$U_S(r_S^{max}) > U_S(\bar{r}) = U_S\left(\frac{\bar{\theta}}{\beta}\right) > 0.$$

Appendix 2. Optimal Contracts

As mentioned in the main text, given symmetric information, the first-best solution can be achieved by means of the threat of sufficiently severe penalties, for example, with $r = \rho$ and $\rho(\theta) = 2\rho$. First-best can also be achieved under less restrictive assumptions: We can give up the assumptions that (a) borrowers have a second source of income that enables them to always repay irrespective of project returns and that (b) repayment is an all-or-nothing decision, and we can (c) replace symmetric information with the possibility of using cross reports.

(a) Given that θ is observable by borrowers and lenders alike, one can specify a state-contingent repayment function $r(\theta)$ and a penalty function $p(\theta)$ such that MFIs break even and $r(\theta) \leq \theta$ for all θ . That is, the unlimited liability assumption (i.e., the assumption that repayment may exceed project pay-off) is dispensable. As an example, let

$$r(\theta) = \max\{\theta - \theta', 0\}, \quad \theta' \equiv \bar{\theta} - [2p(\bar{\theta} - \underline{\theta})]^{1/2},$$

and $p(\theta) = 2r(\theta)$. MFIs break even: $E[r(\theta)] = \rho$. Since $r(\theta) \leq p(\theta)$, repaying $r(\theta)$ is incentive-compatible. Since $r(\theta) \leq \theta$, the repayment scheme is

consistent with limited liability. (b) The assumption that repayment is an all-or-nothing decision is also inessential to the achievement of the first-best solution. To see this, let borrowers choose a repayment b ($0 \leq b \leq \theta$), let $r(\theta)$ be defined as above and let the penalty be given by

$$p(\theta, b) = \max\{2[r(\theta) - b], 0\}.$$

Repaying $b = r(\theta)$ is incentive-compatible: for all θ , we have $r(\theta) \leq b + p(\theta, b)$ for all b . (c) The first-best solution can still be achieved even if MFIs cannot observe project outcomes if MFIs can make use of cross reporting and borrowers cannot make enforceable side contracts (cf. Rai and Sjöström 2004, Proposition A1, 230; Rai and Sjöström 2010: 13). For the sake of simplicity, we return to the assumption that borrowers can always repay. The interest rate is $r = \rho$. There are groups of two borrowers ($i = 1, 2$); i 's strategy is (b_i, m_i) , where b_i is her repayment and m_i is a message interpreted as what she says j ($j \neq i$) should repay. The penalty on each borrower is 0 if $b_1 = m_2$ and $b_2 = m_1$ and 2ρ otherwise. Due to the absence of side contracts, borrowers play the repayment-message game non-cooperatively. For any realisation (θ_1, θ_2) , if both i play $(b_i, m_i) = (\rho, \rho)$, a Nash equilibrium prevails. The pay-offs are $\theta_i - \rho$, whereas any deviating strategy yields $\theta_i - 2\rho$.

The interesting case from the mechanism design point of view is asymmetric information and limited (but enforceable) side contracting (cf. Rai and Sjöström 2004; Bhole and Ogden 2010). When (a) liability is limited to project pay-offs, (b) repayment is not an all-or-nothing decision and (c) MFIs cannot observe project outcomes, it follows from Diamond (1984, Proposition 1, 397) that the second-best IL contract specifies the (non-pecuniary) penalty function as $p(b) = \max\{r - b, 0\}$, where r is the solution to

$$\int_{\underline{\theta}}^r \frac{\theta}{\theta - \underline{\theta}} d\theta + [1 - F(r)]r = \rho$$

and b is the repayment chosen by the borrower (use is made of the assumption that θ is uniformly distributed). With no restrictions on side contracts (ex-ante side contracting), this second-best outcome can also be realised with joint liability (cf. Rai and Sjöström 2004, Proposition 1,

223): Let r be defined as above, and let i 's strategy be her repayment b_i . There is joint liability in that the penalty $p_i(b_1, b_2) = \max\{r - (b_1 + b_2)/2, 0\}$ for i depends both on her own and peer group member's repayment. The (enforceable) side contract stipulates that project pay-offs are pooled and shared equally by the two members of a group and that both repay $\min\{r, (\theta_1 + \theta_2)/2\}$. This leads to the same pay-offs as in the above second-best situation. When side contracting is restricted to take place after the project pay-offs are realised ('interim side contracting'), achieving the second-best pay-offs necessitates cross reporting (Rai and Sjöström 2004, Proposition 5, 229).

Bhole and Ogden (2010, Propositions 4 and 5, 353–54) analyse the second-best GL contract assuming that exclusion from future credit is the only feasible penalty. They show that with no side contracts GL is the equilibrium type of finance, as it yields higher borrower utility than IL. Interestingly, the repayment by a borrower whose peer group member defaults is only slightly higher than the contractual repayment on her own loan. This result runs counter to BC's assumption that borrowers are held liable for the full group loan when their peer group member decides not to contribute to the repayment of $2r$.

Notes

1. Cooperation is an explicit part of Putnam's (1993) definition of social capital as 'features of social organization, such as networks, norms, and trust, that facilitate coordination and cooperation for mutual benefit'.
2. Thus, cooperative behaviour and social sanctions are means of making joint liability lending work. Rai and Sjöström (2004, 2010) argue that joint liability in GL is dispensable if borrowers have the opportunity to cross-report in group meetings.
3. Several studies show that very close ties between group members may undermine repayment incentives, probably via collusion against the lender (which is not part of the BC model). For instance, repayment rates fall when the proportion of relatives in a group rises (Sharma and Zeller 1997) or when members of a group are also members of the same church (van Bastelaer and Leathers 2006). Hermes and Lensink (2007) provide a survey of recent evidence.
4. However, in Bratton's (1986) description of Zimbabwean credit programmes GL reached superior results, even though with IL loans to 'farmers are reached through the medium of farmer group committees', which hold 'loan application meetings' (Bratton 1986: 118).

5. This condition captures the idea that borrowers prefer the penalty over repayment in the case of minimum project return even at zero interest (i.e., $r = 1$): $\underline{\theta}/\beta < 1 = r$ (cf. BC, p. 8). Given this inequality, our former assumption $\bar{\theta}/2 > \underline{\theta}$ is implied by BC's (p. 8) somewhat stronger condition $\bar{\theta}/2 > \beta$.
6. Introducing tangible collateral to the model would probably increase the relative attractiveness of GL compared with IL: the incentive to default on a group loan when one would have repaid a single loan (the drawback of GL) would shrink, while the incentive to stand in for a peer borrower with a failed project (the advantage of GL) would not be undermined. One might also think of collateral as a pecuniary part of the penalty. See footnote 7 on this.
7. In the working paper version of this article, we denote the fraction of the penalty that is pecuniary as α ($0 \leq \alpha \leq 1$). We comment on the interesting differences $\alpha > 0$ make compared to the simple case considered here in footnotes 15, 17, and 20.
8. This makes an assumption as to who repays and who free-rides (Assumption 4) necessary. Bhole and Ogden (2010) show how 'reminders' can be used to turn 'both contribute' into the unique subgame-perfect equilibrium instead.
9. The Maple code used to solve the example is available for download at the corresponding author's website.
10. Since the number of borrowers who repay is equal to the number of borrowers who free-ride, the probability is necessarily 50 per cent on average. Any mechanism that randomly assigns these roles to borrowers implies a probability of 50 per cent for everyone.
11. The fact that every borrower gets credit means that there is no conflict between financial self-sufficiency and outreach.
12. Here and in what follows, it is straightforward to establish uniqueness of the equilibria described in the propositions.
13. The validity of these equations can be checked from (7), (10) and (12) for IL and from (8), (11) and (13) for GL.
14. The cumulated expected penalty on both borrowers, conditional on the occurrence of case (5), is $2r + \underline{\theta}/(2\beta)$, that is, it is greater than the cumulated contractual payment $2r$.
15. If a positive fraction of the penalty is pecuniary (i.e., $\alpha > 0$), the expected repayments are higher for each interest rate. When the penalty is 100 per cent pecuniary (i.e., $\alpha = 1$), the expected repayment is higher with GL than with IL for all admissible interest rates. However, even so, IL is possibly used in equilibrium for 'large' values of α : In the working paper version of this article, we construct an example with $\alpha = 0.99$ and IL in equilibrium.
16. Stiglitz and Weiss (1981) point out that these kinds of market failure can arise when the expected repayment function is hump-shaped. Actually, the

- stipulated hump shape cannot occur in their own model of the credit market (see Arnold and Riley 2009; Coco 1997).
17. Evidently, the same conclusions with regard to market failures remain valid if one allows for pecuniary penalties (i.e., $\alpha > 0$).
 18. The assumption that no sanctions are imposed otherwise is immaterial. Adding sanctions in other instances as well strengthens our conclusions. As to the severity of the sanctions, we could alternatively assume $s > \bar{\theta}/\beta$ (so that s is 'large enough' in terms of model parameters).
 19. Contributing to the repayment of the group loan is a weakly dominant strategy here. So if we use elimination of weakly dominated strategies rather than the Pareto criterion to sort out equilibria, the results would be even more favourable to GL. Another way to rule out the Pareto-inferior equilibrium would be to assume, contrary to Assumption 6, that i imposes a sanction on j only if j 's decision not to contribute harms i .
 20. The fact that non-negativity of borrowers' expected utility is non-trivial becomes apparent once one allows for $\alpha > 0$. For α sufficiently close to unity, there exist values for the cost of capital ρ such that only GL breaks even, but borrowers' expected utility is negative at the break-even interest rate r_s .
 21. Crowding out is more pronounced among women, who are the main recipients of microcredit.

References

- Ahlin, C. and N. Jiang (2008), 'Can Micro-credit Bring Development?' *Journal of Development Economics*, 86(1): 1–21.
- Ahlin, C., J. Lin and M. Maio (2011), 'Where Does Microfinance Flourish? Microfinance Institution Performance in Macroeconomic Context', *Journal of Development Economics*, 105(2): 105–20.
- Ahlin, C. and R.M. Townsend (2007), 'Using Repayment Data to Test Across Models of Joint Liability Lending', *Economic Journal*, 117(517): F11–F51.
- Armendáriz de Aghion, B. and J. Morduch (2000), 'Microfinance beyond Group Lending', *Economics of Transition*, 8(2): 401–20.
- (2005), *The Economics of Microfinance*. Cambridge, MA: MIT Press.
- Arnold, L.G. and J.G. Riley (2009), 'On the Possibility of Credit Rationing in the Stiglitz-Weiss Model', *American Economic Review*, 99(5): 2012–21.
- Besley, T. and S. Coate (1995), 'Group Lending, Repayment Incentives and Social Collateral', *Journal of Development Economics*, 46(1): 1–18.
- Bhole, B. and S. Ogden (2010), 'Group Lending and Individual Lending with Strategic Default', *Journal of Development Economics*, 91(2): 348–63.

- Bratton, M. (1986), 'Financing Smallholder Production: A Comparison of Individual and Group Schemes in Zimbabwe', *Public Administration and Development*, 6(2): 115–32.
- Carpenter, J. and T. Williams (2010), 'Moral Hazard, Peer Monitoring, and Microcredit: Field Experimental Evidence from Paraguay', Federal Reserve Bank of Boston Working Paper, 10/6.
- Cassar, A., L. Crowley and B. Wydick (2007), 'The Effect of Social Capital on Group Loan Repayment: Evidence from Field Experiments', *Economic Journal*, 117(517): F85–F106.
- Cassar, A. and B. Wydick (2010), 'Does Social Capital Matter? Evidence from a Five-Country Group Lending Experiment', *Oxford Economic Papers*, 62(4), 715–39.
- Coco, G. (1997), 'Credit Rationing and the Welfare Gain from Usury Laws', *Discussion Paper*, 97/15, University of Exeter.
- Cull, R., A. Demirgüç-Kunt and J. Morduch (2009), 'Microfinance Meets the Market', *Journal of Economic Perspectives*, 23(1): 167–92.
- Diamond, D.W. (1984), 'Financial Intermediation and Delegated Monitoring', *Review of Economic Studies*, 51(3): 393–414.
- Fudenberg, D. and J. Tirole (2000), *Game Theory*. Cambridge, MA: MIT Press.
- Ghatak, M. and T.W. Guinnane (1999), 'The Economics of Lending with Joint Liability: Theory and Practice', *Journal of Development Economics*, 60(1): 195–228.
- Giné, X. and D.S. Karlan (2008), 'Peer Monitoring and Enforcement: Long Term Evidence from Microcredit Lending Groups with and without Group Liability', Working Paper, 970, Economic Growth Center, Yale University.
- Hermes, N. and R. Lensink (2007), 'The Empirics of Microfinance: What Do We Know?', *Economic Journal*, 117(517): F1–F10.
- Karlan, D.S. (2007), 'Social Connections and Group Banking', *Economic Journal*, 117(517): F52–F84.
- Mellström, C. and M. Johannesson (2008), 'Crowding Out in Blood Donation: Was Titmuss Right?' *Journal of the European Economic Association*, 6(4): 845–63.
- Morduch, J. (1999), 'The Microfinance Promise', *Journal of Economic Literature*, 37(4): 1569–614.
- Putnam, R. (1993), 'The Prosperous Community—Social Capital and Public Life', *American Prospect*, 4(13): 35–42.
- Rai, A.S. and T. Sjöström (2004), 'Is Grameen Lending Efficient? Repayment Incentives and Insurance in Village Economies', *Review of Economic Studies*, 71(1): 217–34.

- Rai, A.S. and T. Sjöström (2010), 'Redesigning Microfinance', in Z. Neeman, M. Niederle, A.E. Roth and N. Vulkan (eds), *Oxford Handbook of Market Design*, forthcoming.
- Reille, X. and S. Forster (2008), 'Foreign Capital Investment in Microfinance: Balancing Social and Financial Returns', *Focus Note*, 44. Washington: CGAP.
- Sharma, M. and M. Zeller (1997), 'Repayment Performance in Group-based Credit Programs in Bangladesh: An Empirical Analysis', *World Development*, 25(10): 1731–42.
- Stiglitz, J.E. and A. Weiss (1981), 'Credit Rationing in Markets with Imperfect Information', *American Economic Review*, 71(3): 393–410.
- Titmuss, R.M. (1970), *The Gift Relationship*. London: Allen and Unwin.
- Townsend, R.M. (2003), 'Microcredit and Mechanism Design', *Journal of the European Economic Association*, 1(2/3): 468–77.
- van Bastelaer, T. and H. Leathers (2006), 'Trust in Lending: Social Capital and Joint Liability Seed Loans in Southern Zambia', *World Development*, 34(10): 1788–807.
- Wydick, B. (1999), 'Can Social Cohesion be Harnessed to Repair Market Failures? Evidence from Group Lending in Guatemala', *Economic Journal*, 109(457): 463–75.