

University of Groningen

Application of Silver Nanoparticles in the Multicomponent Reaction Domain

Iordanidou, Domna; Zarganes-Tzitzikas, Tryfon; Neochoritis, Constantinos G.; Domling, Alexander; Lykakis, Ioannis N.

Published in:
ACS Omega

DOI:
[10.1021/acsomega.8b02749](https://doi.org/10.1021/acsomega.8b02749)

IMPORTANT NOTE: You are advised to consult the publisher's version (publisher's PDF) if you wish to cite from it. Please check the document version below.

Document Version
Publisher's PDF, also known as Version of record

Publication date:
2018

[Link to publication in University of Groningen/UMCG research database](#)

Citation for published version (APA):

Iordanidou, D., Zarganes-Tzitzikas, T., Neochoritis, C. G., Domling, A., & Lykakis, I. N. (2018). Application of Silver Nanoparticles in the Multicomponent Reaction Domain: A Combined Catalytic Reduction Methodology to Efficiently Access Potential Hypertension or Inflammation Inhibitors. *ACS Omega*, 3(11), 16005-16013. <https://doi.org/10.1021/acsomega.8b02749>

Copyright

Other than for strictly personal use, it is not permitted to download or to forward/distribute the text or part of it without the consent of the author(s) and/or copyright holder(s), unless the work is under an open content license (like Creative Commons).

Take-down policy

If you believe that this document breaches copyright please contact us providing details, and we will remove access to the work immediately and investigate your claim.

Downloaded from the University of Groningen/UMCG research database (Pure): <http://www.rug.nl/research/portal>. For technical reasons the number of authors shown on this cover page is limited to 10 maximum.

Application of Silver Nanoparticles in the Multicomponent Reaction Domain: A Combined Catalytic Reduction Methodology to Efficiently Access Potential Hypertension or Inflammation Inhibitors

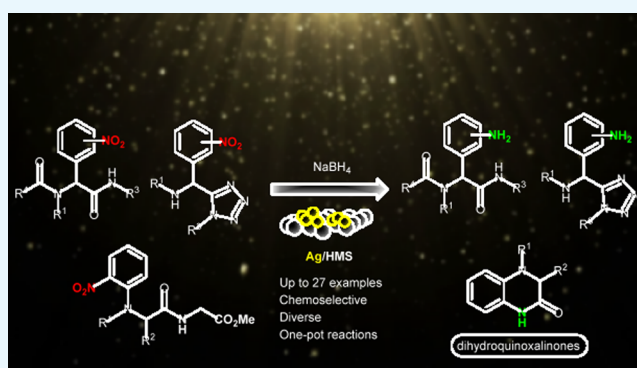
Domna Iordanidou,[†] Tryfon Zarganes-Tzitzikas,[‡] Constantinos G. Neochoritis,[‡] Alexander Dömling,^{*,‡} and Ioannis N. Lykakis^{*,†}

[†]Department of Chemistry, Aristotle University of Thessaloniki, University Campus, Thessaloniki 54124, Greece

[‡]Department of Pharmacy, Drug Design Group, University of Groningen, A. Deusinglaan 1, Groningen 9713 AV, The Netherlands

Supporting Information

ABSTRACT: The catalytic efficacy of silver nanoparticles was investigated toward the chemoselective reduction of nitro-tetrazole or amino acid-substituted derivatives into the corresponding amines in high isolated yields. This highly efficient protocol was thereafter applied toward the multi-component reaction synthesis of heterocyclic dihydroquinoxalin-2-ones with high isolated yields. The reaction proceeds with low catalyst loading (0.8–1.4 mol %) and under mild catalytic conditions, a very good functional-group tolerance, and high yields and can be easily scaled up to more than 1 mmol of product. Thus, the present catalytic methodology highlights a useful synthetic application. Different molecules are designed and accordingly synthesized with the current protocol that could play the role of inhibitors of the soluble epoxide hydrolase, an important target for therapies against hypertension or inflammation.



INTRODUCTION

The discovery of combinatorial methodologies to yield organic scaffolds in more efficient ways, such as waste reduction, cost, and less energy demanding, is a key challenge in synthetic chemistry. More specifically, the reduction of the nitro group may yield amines and this fundamental transformation is frequently used in the synthesis of pharmaceuticals, agrochemicals, dye intermediates, and pigments, as well as for a variety of fine chemicals.¹ The most promising route for the conversion of $-\text{NO}_2$ to $-\text{NH}_2$ is the transition metal-catalyzed hydrogenation process,² but the observed chemoselectivity is rather low, especially when other reducible groups are present. In this direction, noble metal nanoparticles such as gold (AuNPs)^{3,4} and silver (AgNPs),^{5,6} as well as cobalt, iron, and manganese-based compounds or oxides^{7–9} have been employed as catalysts in the reduction of nitro aromatic compounds. Both hydrogenation and transfer hydrogenation processes have been successfully used for the selective nitro group reduction to the corresponding amine but have significant drawback. The former requires high temperatures and H_2 pressures and is applicable in monosubstituted aromatic nitro compounds; however, transfer hydrogenation is a chemoselective process employed at ambient conditions using several reducing agents such as borohydrides, hydrosilanes, $\text{CO}/\text{H}_2\text{O}$, and HCOONH_4 .⁴ Therefore, the development of new protocols and synthetic strategies that will

provide complex as well as functionalized molecules, not only efficient but also chemoselectively, environmentally benign as well as tolerant, including a diverse array of functional moieties and protecting groups, is of high interest and value.^{10,11}

Multicomponent reactions (MCRs) are very often tagged as atom-economic, step-efficient with high exploratory power with regard to chemical space, processes.^{12,13} Using the MCR principle, rapid and easy access to organic scaffolds with high diversity (more than 500 different scaffolds) can be achieved. Consequently, the industrial and academic synthetic community uses this method to design and discover biologically active compounds applicable in medicinal chemistry and drug discovery.¹⁴ In addition, MCRs are the perfect example of a synthetic hub;¹³ they are highly compatible with a range of unprotected orthogonal functional groups, thus permitting subsequent transformations on a second level.^{12,15–17} The degree of diversity and complexity that can be achieved following this protocol is highly increased, and therefore the discovery of new methodologies that will postmodify the original MCR “core” is of great importance and value.

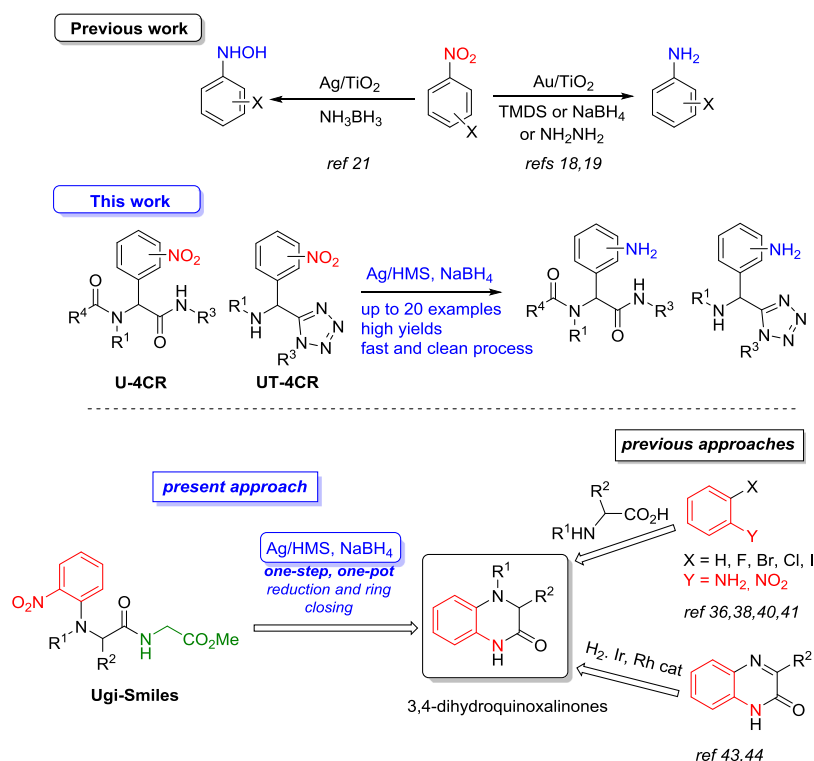
So far, we have demonstrated the catalytic efficacy of supported AuNPs and AgNPs on mesoporous titania and silica

Received: October 10, 2018

Accepted: November 8, 2018

Published: November 27, 2018

Scheme 1. Silver-Catalyzed Transfer Hydrogenation Processes toward the Synthesis of Amine-Substituted MCR Scaffolds and Dihydroquinoxalinone Derivatives



(Au/TiO₂, Ag/TiO₂, and Ag/HMS), toward the chemoselective reduction (via transfer hydrogenation) of a series of aromatic nitroarenes to the corresponding anilines and/or *N*-aryl hydroxylamines under mild conditions and applying fast and clean reaction processes.^{18–22} In all cases, simple borohydrides, boranes, hydrosilanes, and hydrazine were used as reducing agents (Scheme 1). Building on these findings, we attempt herein to combine—for the first time—the application of these catalytic systems in the highly diverse and complex environment of the MCR chemical space. More specifically, the Ag/HMS–NaBH₄ system was employed to reduce selectively the nitro groups in the presence of other easily reducible moieties such as carbonyl, amide, ester, and halogen, without the need of a protecting group (Scheme 1). In addition, the one-pot synthesis of several *N*-substituted dihydroquinoxalin-2-ones was studied under the present catalytic conditions, providing an exceptional and mild synthetic approach based on the reported chemoselective transfer hydrogenation process of the multifunctional nitro precursors (Scheme 1).

The present catalytic protocol is timely and of high interest as it has a selective and sustainable synthetic character permitting further diversification of the synthesized MCR libraries and giving access to multifunctional amines and dihydroquinoxalinones.

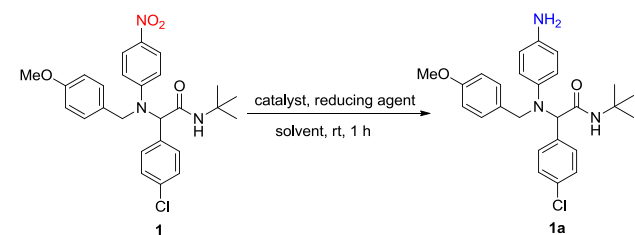
RESULTS AND DISCUSSION

In this work, three variants of one of the most well-known isocyanide-based MCRs^{12,13,23} were employed; such as the Ugi-Smiles,^{24–26} the Ugi-tetrazole (UT-4CR),^{27–33} and the classical Ugi reaction (U-4CR).^{32,34,35} We highly diversified the aforementioned reactions including a variety of functional groups (their synthetic schemes are presented in detail in

Supporting Information). For the catalytic reductions, we employed commercially available supported AuNPs Au/TiO₂, as well as the salts AgNO₃ and AgOTf and the synthesized mesoporous catalysts Ag/TiO₂ and Ag/HMS.^{21,22} The commercial catalyst Au/TiO₂ features a ca. 1 wt % Au loading and exhibits an average AuNP size of about 2–3 nm. Mesoporous Ag/TiO₂ composite with an AgNP loading amount of 4 wt % and an average size of about 4–7 nm was prepared by photochemical deposition of AgNPs on the surface of NP-based mesoporous titania.²¹ Also, Ag/HMS with AgNP loading amounts of 10, 30, and 50 wt % and the size of particles ranged between 15 and 30 nm (Table S1) were synthesized by the in situ deposition/reduction with a mixture of ethanolamine and ethylenediamine, described in details in our previous work on the selective reduction of azines to benzyl hydrazones.²² For selected transmission electron microscopy (TEM) and scanning electron microscopy (SEM) images, see also Supporting Information (Figure S1).

The reduction of nitro multifunctional derivative **1** toward the corresponding amine **1a** was initially investigated in order to optimize the reaction conditions, using supported AgNPs as the catalyst, different hydrides, solvents, and catalysts (Table 1). Under the present conditions described below, the common reducing agents NaBH₄, LiAlH₄, and NaH were found to be inactive in the absence of catalyst (Table 1, entries 1–4); furthermore, degradation products (cleavage of the *tert*-amide of the anisole group) were observed by the ¹H NMR of the crude mixtures in the two latter cases. In addition, the presence of only 1,1,3,3-tetramethyl disiloxane (TMDS) does not lead to any reduction process (Table 1, entry 5).

To our delight, NaBH₄ and TMDS in the presence of Au/TiO₂, using an equimolar mixture of solvents THF/MeOH or only MeOH, provided an efficient reduction, Table 1, entries

Table 1. Evaluation of Catalysts, Reducing Agents, and Solvents in the Catalytic Reduction of 1 into 1a

entry	catalyst ^a	solvent ^a	reducing agent ^a	time (h)	1%/1a ^b
1		MeOH	NaBH ₄	18	100/0
2		THF/MeOH	NaBH ₄	18	100/0
3 ^c		THF	LiAlH ₄	18	43/0
4 ^c		THF	NaH	18	47/0
5		THF/MeOH	TMDS	24	100/0
6	Au/TiO ₂	THF/MeOH	NaBH ₄	1	0/>99
7	Au/TiO ₂	THF/MeOH	TMDS	1	0/>99
8	Au/TiO ₂	MeOH	TMDS	1	0/>99
9	Ag/TiO ₂	THF/MeOH	NaBH ₄	18	3/97
10	Ag/TiO ₂	MeOH	NaBH ₄	18	5/95
11	Ag/HMS(10)	MeOH	NaBH ₄	18	0/>99
12	Ag/HMS(10)	THF/MeOH	NaBH₄	1	0/>99
13 ^d	Ag/HMS(10)	THF/MeOH	NaBH ₄	1	60/40
14	Ag/HMS(10)	THF/MeOH	TMDS	1	100/0
15	Ag/HMS(10)	THF/MeOH	Et ₃ SiH	18	100/0
16	Ag/HMS(30)	THF/MeOH	NaBH ₄	1	0/>99
17	Ag/HMS(50)	THF/MeOH	NaBH ₄	1	5/95
18	HMS	THF/MeOH	NaBH ₄	1	100/0
19 ^e	AgNO ₃	THF/MeOH	NaBH ₄	1	2/98
20 ^e	AgOTf	THF/MeOH	NaBH ₄	1	7/93

^aConditions: 20 mg of the Au/TiO₂ or 10 mg of the Ag/TiO₂ (ca. 0.8 mol %) or 3 mg of the Ag/HMS (ca. 1.4, 4, and 7 mol %), 0.2 mmol of **1**, 0.8 mmol of the hydrosilanes or 0.4 mmol of the sodium borohydride, 1 mL of solvent mixture, at rt. ^bRelative yields of **1** and **1a** at appropriate time measured by ¹H NMR of the crude reduction mixture. ^cUnidentified products missing either the *tert*-amide or the anisole group from its structure as determined by ¹H NMR in some cases. ^dEquimolar amount of the reducing agent was used. ^eAll the salts were used in 20 mmol %.

6–8). In addition, Ag NPs (Ag/TiO₂) were found to catalyze the quantitative formation of the corresponding amine **1a** using NaBH₄ as the reducing agent (Table 1, entries 9 and 10). However, for better solubility of the starting material, we continue our further screening tests with the equimolar mixture of THF/MeOH. To compare the catalytic activity of the present synthesized Ag/HMS catalysts, we studied the reduction of **1**, with Ag/HMS (*x*), (*x* = 10, 30, and 50%), catalysts in the presence of NaBH₄ and the equimolar mixture of methanol/THF as solvent. All catalysts found to lead the transfer hydrogenation process to completion in a fast and clean manner, in high isolated yield >95%, without the requirement of any chromatographic purification of the product **1a** (Table 1, entries 11–17). The Ag/HMS (10) and the Ag/HMS (30) catalysts, with an average of AgNP size below 20 nm, showed the best catalytic activity in terms of the conversion and selectivity of **1a** in the presence of two equivalents of NaBH₄ (Table 1, entries 12 and 16). This result supports a high relationship between the silver loading amount and the Ag particle size with the reaction selectivity toward **1**. In comparison, yields dramatically decreased when an

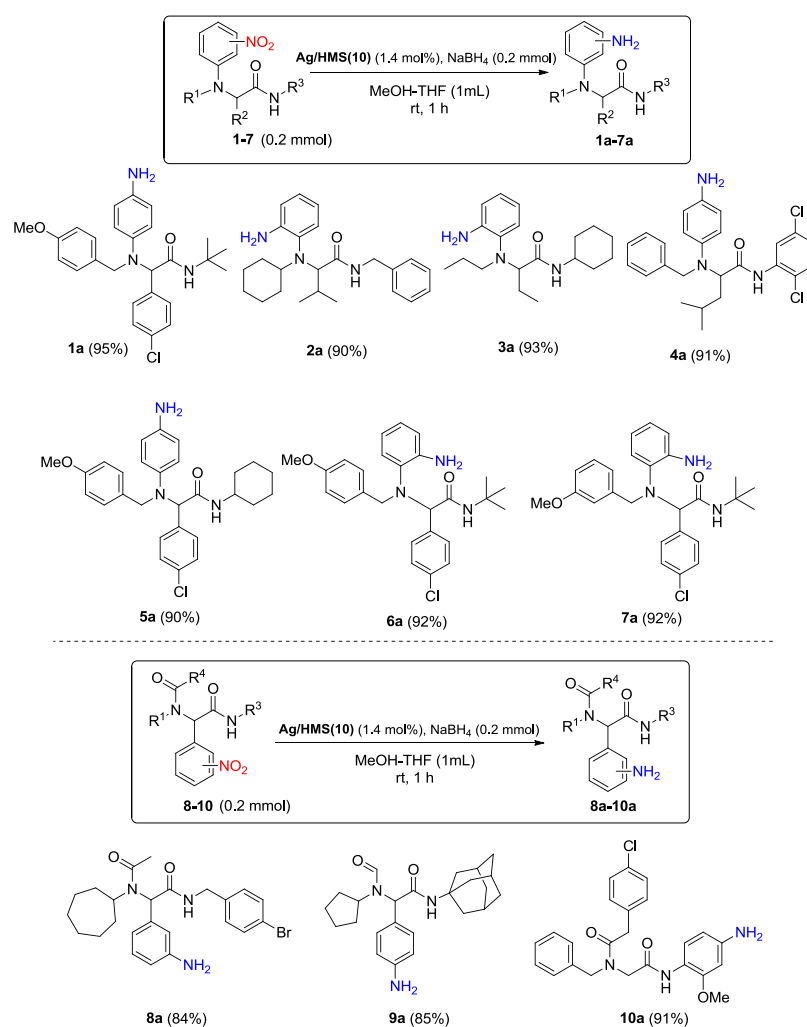
equimolar amount of NaBH₄ was used (Table 1, entry 13); however in the absence of AgNPs (HMS) no conversion of **1** to **1a** was observed (Table 1, entry 18). On the other hand, in the presence of hydrosilanes TMDS and Et₃SiH, no reactions occurred (Table 1, entries 14 and 15). Finally, the presence of AgNO₃ and AgOTf salts leads to the significant formation of **1a** in 98 and 93% isolated yields, although 20 mol % was used in each case (Table 1, entries 19 and 20). These findings suggest that AgNPs with the size of <15 nm were found to catalyze the reduction process in the presence of NaBH₄, within short reaction time and under mild conditions, results that are in good agreement with previous studies.^{21,22} On the basis of these findings, herein we attempt to combine—for the first time—the application of this simple catalytic system in the highly diverse and complex environment of the MCR chemical space, without the need of a protecting group, as well as into the facile one-pot synthesis of substituted 3,4-dihydroquinoxalines, molecules with significant biological activity.

In order to determine if the present examined catalytic reduction processes can also be applicable to a variety of multifunctional nitro compounds, different starting materials were synthesized **1–7** and **8–10** and tested under the above two catalytic system, the Ag/HMS(10)–NaBH₄ (Scheme 2). To our surprise, the corresponding amine derivatives **1a–10a** were formed as the only product, in high conversions (92–98%, based on nitro consumption, results not shown) as measured by ¹H NMR from the crude reduction mixture and isolated yields in 84–95%, as shown in Scheme 2 (values in parentheses corresponds to the isolated yields under the Ag/HMS(10)–NaBH₄ catalytic system). Interestingly, not only amide bonds but also other easily reducible moieties as chloro, aldehyde, or methyl ketone under the present conditions remained intact. These results support unambiguously the high catalytic activity of the used catalytic system Ag/HMS(10)–NaBH₄ toward the chemoselective reduction of such multifunctional nitro derivatives to the corresponding amines.

On the basis of this outcome, the present research was extended to more complicated multifunctional nitro derivatives, such as substituted tetrazoles (**11–20**), bearing also the corresponding methylesters of the amino acids β-alanine, alanine, leucine, and valine for example compounds **16–20** (Scheme 3). Remarkably, the reduction processes using the Ag/HMS(10)–NaBH₄ do not affect either the chemical functionality of the tetrazole ring or the chloro and methyl ester groups, giving the corresponding multifunctional amines (**11a–20a**) as the only products in high isolated yields (86–94%) and selectivity (>99%), after short reaction time (1–3 h). The measured diastereoselectivity (*dr*) of the amines **18a–20a** corresponds to the initial ratio of the corresponding starting nitro compounds **18–20**, as observed by ¹H NMR (see Supporting Information). These results support further the high activity and chemoselectivity of the present catalytic system toward the nitro group reduction of a series of multifunctional biological active molecules, a facile and useful procedure plausibly applicable for a multi-gram-scale synthesis.

The synthetic value of the present reductive catalytic systems was verified by performing a one-pot C–N cyclization reaction of the in situ formed *ortho*-amino derivatives **21a–27a**, forming a series of novel dihydroquinoxalin-2-ones (**21b–27b**, Scheme 4). Dihydroquinoxalino-2-ones are present in many bioactive compounds with anticancer^{36–38} and anti-inflammatory³⁹ properties, as well as against neurological diseases.⁴⁰ There are mainly three different synthetic

Scheme 2. Ag/HMS(10)–NaBH₄ Catalyzed Chemoselective Reduction of the Multifunctional Nitro Compounds 1–10 Synthesized by the Ugi-Smiles and Ugi-4C Reactions



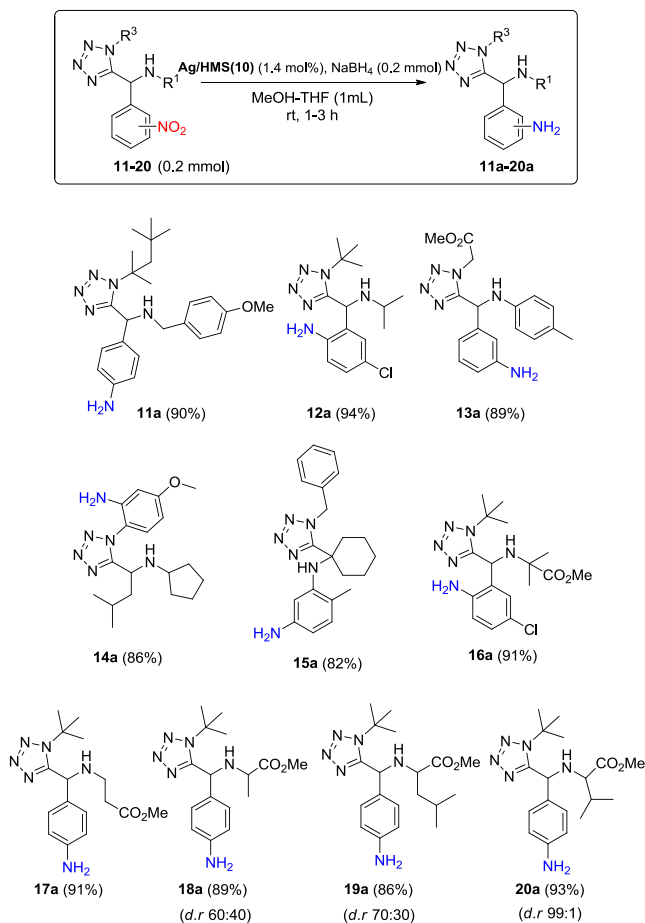
approaches; the majority of the dihydroquinaxolinone derivatives is accessed through an *o*-halogen substituted nitro or aniline phenyl group and its subsequent reaction with amino acids^{37,39,41,42} or the reduction of quinoxaline derivatives through a transition metal-catalyzed asymmetric hydrogenation^{43–45} (Scheme 1). The aforementioned processes involve, on average, more than three sequential steps, protecting groups, Lewis acids and in many cases expensive starting materials. In addition to these two methods, few examples have been described in the literature with different approaches for example reactions of *o*-phenylenediamine (*o*PDM) toward dihydroquinoxaline derivatives.^{35,36} Herein, a mild and efficient retrosynthetic scheme is proposed based on the above heterogeneous catalytic systems including the one-pot ring closing pathway of the in situ formed amine derivative (Scheme 4).

Thus, the Ag/HMS(10)–NaBH₄-catalyzed transfer hydrogenation process of the *ortho*-nitro substituted multifunctional compounds performed toward to the corresponding amines (**21a–27a**) in 0.2 mmol reaction scale. In all cases, a direct formation of the corresponding cyclized products dihydroquinoxalino-2-one (**21b–27b**), through an intramolecular transamidation pathway (intramolecular C–N cyclization process), was observed by thin layer chromatography (TLC). It is worth

noting that during the reaction pathway, a mixture mainly containing the cyclic and the starting amine was determined by ¹H NMR of the crude reaction mixture (see Figure S2). It is also worth noting that this pathway was observed when the methyl carbamate group existed in the starting material structure (**21–27**), which is eliminated as glycine methyl ester (a good leaving group) under the intramolecular nucleophilic pathway. Finally, high isolated yields were measured in all cases (89–96%) within a reaction time ranged between 5 and 12 h, results that support the clean and mild efficacy of the later heterogeneous catalytic process.

The observed retrosynthetic scenario is based on the facile MCR synthesis of the starting nitro compound by an Ugi-Smiles reaction of the readily available *o*-nitrophenols, amines, aldehydes, and glycine methyl ester isocyanide in high yields (Scheme 4). The subsequently catalytic results shown in Scheme 4 indicated that the corresponding cyclized products (**21b–27b**) were formed in good to high isolated yields. This spontaneous in situ reduction-cyclization pathway occurred within short reaction time and under ambient conditions supports further the synthetic value of the present transfer hydrogenation reactions using Ag/HMS–NaBH₄ as the heterogeneous catalytic systems. To the best of our knowledge, there is a study in the literature reported on the Ugi-Smiles

Scheme 3. Ag/HMS(10)–NaBH₄-Catalyzed Chemoselective Reduction of the Nitro Multifunctional Tetrazoles 11–15 and Amino Acid-Functionalized Derivatives 16–20

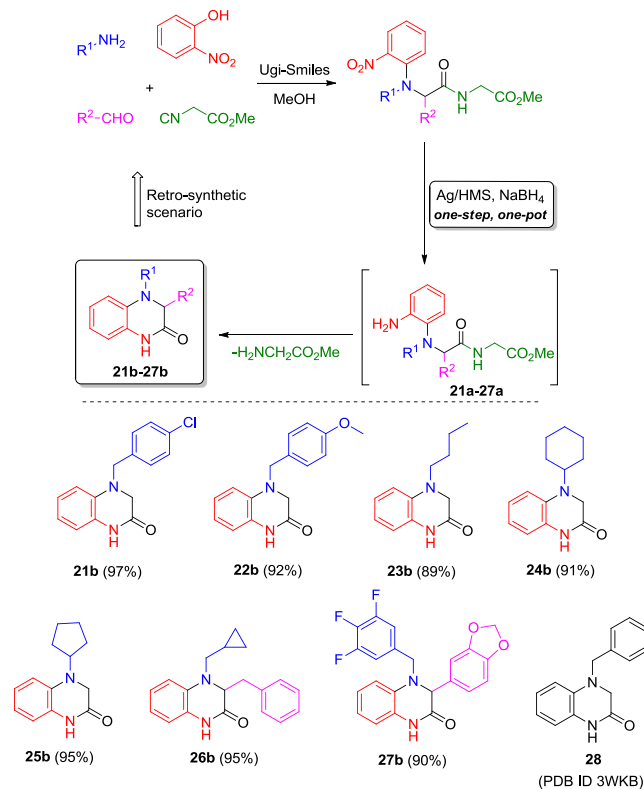


adduct transformation to the quinoxaline derivatives under hydrogenation conditions with Pd/C (10 mol %) as the catalyst and acidic conditions using *p*-toluenesulfonic acid.⁴⁶ In all cases, prolonged reaction times and multistep workup protocols were required until the final product isolation; compared to the present heterogeneous, fast, mild, and lab-scale transfer hydrogenation process is catalyzed by AgNPs.

On the basis of these results, the Ag/HMS–NaBH₄ catalytic system was further tested for possible lab-scale production of dihydroquinoxalino-2-ones from the corresponding multi-component amines. For this reason, 1 mmol of the nitro derivative **22** was reduced in the presence of Ag/HMS 10% wt (20 mg, 1.8 mol %) with 2 mmol of NaBH₄ in 6 mL MeOH/THF = 1:1. After completion of the reduction (ca. 120 min based on TLC analysis), 50 mg of silica gel was added into the reaction mixture and left under stirring for appropriate time (monitored by TLC) to afford the corresponding cyclized product **22b**. After that, the mixture was filtered and the filtrate was evaporated under vacuum to afford, after chromatographic purification (see Experimental Section), the corresponding dihydroquinoxalin-2(1*H*)-one derivative **22b** in pure forms with 78% isolated yield based on the corresponding nitro amount. This result corresponds to a high turnover number of 43, as measured from the ratio of product **22b** (mmol)/supported Ag/HMS (mmol).

Moreover, our synthesis gives an easy access to inhibitors of the soluble epoxide hydrolase (sEH), an important target for

Scheme 4. One-Pot Synthesis of Dihydroquinoxalin-2-ones (21b–27b) Using the Ag/HMS Heterogeneous Transfer Hydrogenation Catalytic Processes



therapies against hypertension or inflammation; demonstrating this potential, derivatives **21b** and **22b** were designed and accordingly synthesized with our protocol based on the cocrystallized compound **28** (PDB ID 3WK8), which was identified as a potent fragment (IC₅₀ = 61 μM, LE = 0.32) of the aforementioned enzyme inhibition (Figure 1).³⁸ To our delight, this is the first example in the literature that describes the synthesis in the lab scale of such heterocyclic molecules based on the present gold- or silver-based heterogeneous catalytic conditions.

CONCLUSIONS

In conclusion, we have demonstrated that silica-supported AgNPs can be applied to more complicated organic compounds, containing the highly diverse and complex environment of the MCR chemical space, and catalyze the selective reduction of a series of such multifunctional nitro-

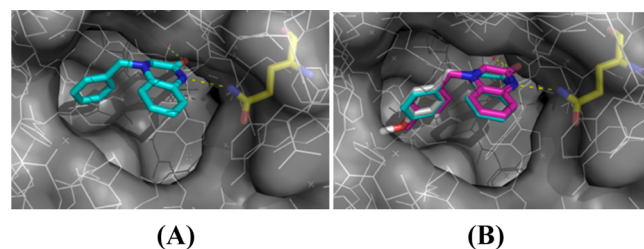


Figure 1. (A) Crystal structure of compound **28** (PDB ID 3WK8) bound to sEH which forms hydrogen bonds with Gln384 and a water molecule; (B) alignment of compound **28** with the newly synthesized compounds **21b** and **22b**.

compounds into the corresponding amines employing NaBH_4 as reducing agents. Among the tested catalytic systems, the Ag/HMS(10) with an average of AgNP size below 15 nm showed the best catalytic activity in terms of the conversion and selectivity of the amine formation. The catalyst was found to be highly chemoselective even for more complex molecules such as tetrazole and amino acid-substituted derivatives. The present Ag/HMS– NaBH_4 catalytic system represents an expeditious approach toward the production of the heterocyclic dihydroquinoxalin-2-ones with good-to-high isolated yields, even to larger-scale, via the one-pot ring closing pathway based on the chemoselective reduction of the nitro group to the corresponding amine. The present heterogeneous catalytic procedure gives an easy access to synthesize inhibitors of the sEH for therapies against hypertension or inflammation.

EXPERIMENTAL SECTION

General. All the solvents and reagents were purchased from Sigma-Aldrich, Fluorochem, Acros and were used without further purification. Thin layer chromatography was performed on silica gel plates (0.20 mm thick, particle size 25 μm). Nuclear magnetic resonance spectra were recorded on Agilent 500 $\{^1\text{H}$ NMR (500 MHz), ^{13}C NMR (126 MHz) $\}$. Chemical shifts for ^1H NMR were reported as δ values and coupling constants were in hertz (Hz). The following abbreviations were used for spin multiplicity: s = singlet, br s = broad singlet, d = doublet, t = triplet, q = quartet, quin = quintet, dd = double of doublets, ddd = double doublet of doublets, m = multiplet. Mass spectra (HRMS) were determined on an electrospray ionization mass spectrometry (ESI-MS), by using a Thermo Fisher Scientific (Bremen, Germany) model LTQ Orbitrap Discovery MS, at a flow rate of 10 $\mu\text{L}/\text{min}$ using a syringe pump. The infusion experiments were run using a standard ESI source operating in a positive ionization mode. Source operating conditions were a 3.7 kV spray voltage and a 300 $^\circ\text{C}$ heated capillary temperature.

Preparation of Catalysts. The HMS mesoporous silica was synthesized based on previously reported methods.^{47,48} Dodecylamine (DDA), which was used as the mesostructure directing agent (template), was dissolved in ethanol followed by addition of water in a final ratio of water/ethanol = 80:20, v/v. Tetraethyl orthosilicate (TEOS), used as the silica source, was then added slowly, and the mixture was stirred for 30 min at room temperature followed by hydrothermal aging in sealed PP bottles, in a shaker bath, at 65 $^\circ\text{C}$ for 24 h. The white product was filtered, washed with water, and dried at room temperature and at 90 $^\circ\text{C}$ for 3 h. The reaction mole stoichiometry was 1TEOS/0.23DDA/9.0EtOH/9.5H₂O. The organic template was removed from the dried as-synthesized samples by calcination at 600 $^\circ\text{C}$ for 4 h in air.

The metallic silver (Ag^0)-supported catalysts were prepared by the method using amines as reductants. The precursor silver compound was as-synthesized silver oxalate (from AgNO_3 and oxalic acid), which was solubilized in aqueous solution of ethylenediamine (65 vol %). The amount of silver oxalate was adjusted so that the final silver loading of the catalysts to be 10, 30, or 50 wt % Ag/HMS. Aqueous solution of ethanolamine was then added to the ethylene diamine solution, followed by addition of HMS silica under continuous stirring at room temperature. The molar ratio of ethylenediamine and ethanolamine to Ag was equal to 3 and 0.5, respectively. The suspension formed was further left under stirring at room temperature for 1 h, after which the temperature was gradually

raised up to 120 $^\circ\text{C}$ under vacuum in order to induce the reduction of silver (occurred at about 70–80 $^\circ\text{C}$) and evaporate water and most of the amines. The collected paste was dried at 100 $^\circ\text{C}$ in air and was then calcined at 350 $^\circ\text{C}$ for 3 h in order to remove the residual organic compounds.

Physicochemical Characterization. The Ag content of the catalysts was determined by inductive coupled plasma–atomic emission spectroscopy using a Plasma 400 (PerkinElmer) spectrometer, equipped with a Cetac6000AT+ ultrasonic nebulizer. Nitrogen adsorption/desorption experiments at –196 $^\circ\text{C}$ were performed using an automatic volumetric sorption analyzer (Autosorb-IMP, Quantachrome). Powder X-ray diffraction (XRD) experiments were conducted on a Shimadzu XRD 7000 diffractometer using a $\text{Cu K}\alpha$ X-ray radiation operating at 45 kV and 100 mA. TEM experiments were carried out in a JEOL 2011 high-resolution transmission electron microscope operating at 200 kV, with a point resolution of 0.23 nm and $C_s = 1.0$ mm. SEM experiments were performed on a JEOL 6300 microscope.²²

Synthetic Procedure of the Nitro-Substituted MCR Compounds via the Ugi-Smiles Reaction. A solution of the corresponding aldehyde (5.0 mmol), nitro-substituted phenol (5.0 mmol), and amine (5.0 mmol) in methanol (5 mL) was stirred at room temperature for 15 min. Subsequently, isocyanide (5.0 mmol) was added and the reaction was stirred at room temperature for approximately 20 h. After reaction completion, monitored by TLC, the reaction mixture was concentrated in vacuo and the residue was purified by column chromatography using silica and eluent solvent, a mixture of hexane/ethyl acetate in a ratio from 5:1 to 1:3, affording the desired compounds 1–7 and 21–27 in good-to-high yields.⁴⁶

Synthetic Procedure of the Nitro-Substituted MCR Compounds via the Ugi-Tetrazole (UT-4CR) Reaction. A solution of the corresponding aldehyde or ketone (5.0 mmol) and amine or amino acid methylester (5.0 mmol) in methanol (5 mL) was stirred at room temperature for 15 min. Subsequently, isocyanide (5.0 mmol) and TMSN_3 (5.0 mmol, 665 μL) were added and the reaction mixture was stirred at room temperature for approximately 20 h. After reaction completion, monitored by TLC, the reaction mixture was concentrated in vacuo, and the residue was purified by column chromatography using silica and eluent solvent, a mixture of hexane/ethyl acetate in a ratio from 5:1 to 1:5, affording the desired compounds 11–20 in high yields.⁴⁹

Synthetic Procedure of the Nitro-Substituted MCR Compounds via the Ugi-Four Component (U-4CR) Reaction. A solution of the corresponding aldehyde (5.0 mmol), carboxylic acid (5.0 mmol), and amine (5.0 mmol) in methanol (5 mL) was stirred at room temperature for 15 min. Subsequently, isocyanide (5.0 mmol) was added and the reaction was stirred at room temperature for approximately 20 h. After reaction completion, monitored by TLC, the reaction mixture was concentrated in vacuo and the residue was purified by column chromatography using silica and eluent solvent, a mixture of hexane/ethyl acetate in a ratio from 5:1 to 1:2, affording the desired compounds 8–10 in good-to-high yields.⁴⁶

General Catalytic Reduction of the Nitro-Substituted Derivatives to the Corresponding Amines 1a–27a. To a sealed tube containing the corresponding nitro-substituted compounds (0.2 mmol) in 0.5 mL of methanol and 0.5 mL of THF, NaBH_4 (0.4 mmol) and Ag/HMS, 10 % wt (1.4 mol %,

3 mg), were added. The reaction mixture was stirred at room temperature for the appropriate time. After reaction completion (monitored by TLC), the slurry was filtered through a short pad of Celite and silica gel to withhold the catalyst using MeOH (~10 mL) as an eluent. The solvent was then evaporated under vacuum, and the residue was separated by column chromatography using silica gel and the mixture solvent hexane/EtOAc from 10:1 to 1:1 as the eluent to give the corresponding amines **1a–27a** in pure form. It is worth noting that the amines in most cases were unstable during the chromatographic purification procedure; for this reason, neutralized silica (with the addition of a few drops of triethylamine in the eluent solvent mixture) was used for the column chromatography, as well as pretreated CDCl₃ with K₂CO₃ was used to accomplish the NMR spectra.

General Catalytic Procedure for Synthesis of the Hydroquinoxalin-2(1H)-one Derivatives 21b–27b. To a sealed tube containing the corresponding nitro compounds (0.2 mmol) in 0.5 mL of methanol and 0.5 mL of THF, NaBH₄ (0.4 mmol) and Ag/HMS, 10% wt (1.4 mol %, 3 mg), were added. The reaction mixture was stirred at room temperature for the appropriate time, and it was monitored by TLC. After that, the slurry was filtered to remove the catalyst and the residue was washed with methanol (~5 mL). The filtrate was evaporated under vacuum to afford, after chromatographic purification as described above with hexane/ethyl acetate from 30:1 to 2:1 as the eluent, the corresponding dihydroquinoxalin-2(1H)-one derivatives **21b–27b** in pure forms.

■ ASSOCIATED CONTENT

■ Supporting Information

The Supporting Information is available free of charge on the ACS Publications website at DOI: 10.1021/acsomega.8b02749.

Physicochemical characteristics of HMS mesoporous silica and 10, 30, and 50% w/w Ag/HMS; TEM and SEM images; and copies of ¹H, ¹³C, and NOESY-1D NMR spectra of the products (PDF)

■ AUTHOR INFORMATION

Corresponding Authors

*E-mail: a.s.s.domling@rug.nl (A.D.).

*E-mail: lykakis@chem.auth.gr (I.N.L.).

ORCID

Constantinos G. Neochoritis: 0000-0001-5098-5504

Alexander Dömling: 0000-0002-9923-8873

Ioannis N. Lykakis: 0000-0001-8165-5604

Author Contributions

D.I. and T.Z.-T. contributed equally. All authors have given approval to the final version of the manuscript; I.N.L. conceived and designed the experiments.

Notes

The authors declare no competing financial interest.

■ ACKNOWLEDGMENTS

The Empeirikeion Foundation for financial support is acknowledged (I.N.L.). The program of State Scholarships Foundation (I.K.Y.) for graduate studies is acknowledged (I.D.). The work was financially supported (A.D.) by the NIH (1R01GM097082-01) and by Innovative Medicines Initiative

(grant agreement no. 115489). This project has also received funding from the European Union's Horizon 2020 research and innovation program under MSC ITN "Accelerated Early stage drug dIScovery" (AEGIS), grant agreement no. 675555. We thank Prof. G. E. Kostakis (Sussex University, UK) for valuable scientific comments. We thank Dr. C. Gabriel (AUTH, Department of Chemical Engineering) for performed the HRMS experiments.

■ REFERENCES

- (1) Orlandi, M.; Brenna, D.; Harms, R.; Jost, S.; Benaglia, M. Recent developments in the reduction of aromatic and aliphatic nitro compounds to amines. *Org. Process Res. Dev.* **2016**, *22*, 430–445.
- (2) Blaser, H.-U.; Steiner, H.; Studer, M. Selective catalytic hydrogenation of functionalized nitroarenes: An update. *ChemCatChem* **2009**, *1*, 210–221.
- (3) (a) Takale, B. S.; Bao, M.; Yamamoto, Y. Gold nanoparticle (AuNPs) and gold nanopore (AuNPore) catalysts in organic synthesis. *Org. Biomol. Chem.* **2014**, *12*, 2005–2027. (b) Liu, X.; He, L.; Liu, Y.-M.; Cao, Y. Supported gold catalysis: From small molecule activation to green chemical synthesis. *Acc. Chem. Res.* **2014**, *47*, 793–804. (c) Mikami, Y.; Dhakshinamoorthy, A.; Alvaro, M.; García, H. Catalytic activity of unsupported gold nanoparticles. *Catal. Sci. Technol.* **2013**, *3*, 58–69. (d) Corma, A.; Garcia, H. Supported gold nanoparticles as catalysts for organic reactions. *Chem. Soc. Rev.* **2008**, *37*, 2096–2126.
- (4) (a) Mitsudome, T.; Kaneda, K. Gold nanoparticle catalysts for selective hydrogenations. *Green Chem.* **2013**, *15*, 2636. (b) Stratakis, M.; Garcia, H. Catalysis by supported gold nanoparticles: Beyond aerobic oxidative processes. *Chem. Rev.* **2012**, *112*, 4469–4506. (c) Zhang, Y.; Cui, X.; Shi, F.; Deng, Y. Nano-gold catalysis in fine chemical synthesis. *Chem. Rev.* **2012**, *112*, 2467–2505.
- (5) Abbiati, G.; Rossi, E. Silver and gold-catalyzed multicomponent reactions. *Beilstein J. Org. Chem.* **2014**, *10*, 481–513.
- (6) (a) Dong, X.-Y.; Gao, Z.-W.; Yang, K.-F.; Zhang, W.-Q.; Xu, L.-W. Nanosilver as a new generation of silver catalysts in organic transformations for efficient synthesis of fine chemicals. *Catal. Sci. Technol.* **2015**, *5*, 2554–2574. (b) Bhosale, M. A.; Bhanage, B. M. Silver Nanoparticles: Synthesis, Characterization and their Application as a Sustainable Catalyst for Organic Transformations. *Curr. Org. Chem.* **2015**, *19*, 708–727. (c) El-Nour, K. M. M. A.; Eftaiha, A.; Al-Warthan, A.; Ammar, R. A. A. Synthesis and applications of silver nanoparticles. *Arabian J. Chem.* **2010**, *3*, 135–140. (d) Díez-González, S.; Nolan, S. P. Copper, Silver, and Gold Complexes in Hydro-silylation Reactions. *Acc. Chem. Res.* **2008**, *41*, 349–358.
- (7) (a) Jagadeesh, R. V.; Wienhöfer, G.; Westerhaus, F. A.; Surkus, A.-E.; Pohl, M.-M.; Junge, H.; Junge, K.; Beller, M. Efficient and highly selective iron-catalyzed reduction of Nitroarenes. *Chem. Commun.* **2011**, *47*, 10972–10974. (b) Jagadeesh, R. V.; Surkus, A.-E.; Junge, H.; Pohl, M.-M.; Radnik, J.; Rabeah, J.; Huan, H.; Schunemann, V.; Bruckner, A.; Beller, M. Nanoscale Fe₂O₃-Based Catalysts for Selective Hydrogenation of Nitroarenes to Anilines. *Science* **2013**, *342*, 1073–1076. (c) Jagadeesh, R. V.; Stemmler, T.; Surkus, A.-E.; Junge, H.; Junge, K.; Beller, M. Hydrogenation using iron oxide-based nanocatalysts for the synthesis of amines. *Nat. Protoc.* **2015**, *10*, 548–557. (d) Junge, K.; Wendt, B.; Shaikh, N.; Beller, M. Iron-catalyzed selective reduction of nitroarenes to anilines using organosilanes. *Chem. Commun.* **2009**, 1769–1771. (e) Wienhöfer, G.; Baseda-Krüger, M.; Ziebart, C.; Westerhaus, F. A.; Baumann, W.; Jackstell, R.; Junge, K.; Beller, M. Hydrogenation of nitroarenes using defined iron-phosphine catalysts. *Chem. Commun.* **2013**, *49*, 9089–9091.
- (8) (a) Jagadeesh, R. V.; Junge, H.; Beller, M. Green synthesis of nitriles using non-noble metal oxides-based nanocatalysts. *Nat. Commun.* **2014**, *5*, 4123. (b) Jagadeesh, R. V.; Stemmler, T.; Surkus, A.-E.; Bauer, M.; Pohl, M.-M.; Radnik, J.; Junge, K.; Junge, H.; Brückner, A.; Beller, M. Cobalt-based nanocatalysts for green oxidation and hydrogenation processes. *Nat. Protoc.* **2015**, *10*, 916–

926. (c) Westerhaus, F. A.; Jagadeesh, R. V.; Wienhöfer, G.; Pohl, M.-M.; Radnik, J.; Surkus, A.-E.; Rabeah, J.; Junge, K.; Junge, H.; Nielsen, M.; Brückner, A.; Beller, M. Heterogenized cobalt oxide catalysts for nitroarene reduction by pyrolysis of molecularly defined complexes. *Nat. Chem.* **2013**, *5*, 537–543.
- (9) Recent selected reviews: (a) Renaud, J.-L.; Gaillard, S. Recent advances in iron- and cobalt-complex-catalyzed tandem/consecutive processes involving hydrogenation. *Synthesis* **2016**, *48*, 3659–3683. (b) Pellissier, H.; Clavier, H. Enantioselective cobalt-catalyzed transformations. *Chem. Rev.* **2014**, *114*, 2775–2823. (c) Filonenko, G. A.; van Putten, R.; Hensen, E. J. M.; Pidko, E. A. Catalytic (de)hydrogenation promoted by non-precious metals - Co, Fe and Mn: recent advances in an emerging field. *Chem. Soc. Rev.* **2018**, *47*, 1459–1483.
- (10) Trost, B. The atom economy—a search for synthetic efficiency. *Science* **1991**, *254*, 1471–1477.
- (11) Kolesnikov, P. N.; Yagafarov, N. Z.; Usanov, D. L.; Maleev, V. I.; Chusov, D. Ruthenium-catalyzed reductive amination without an external hydrogen source. *Org. Lett.* **2015**, *17*, 173–175.
- (12) Dömling, A.; Wang, W.; Wang, K. Chemistry and biology of multicomponent reactions. *Chem. Rev.* **2012**, *112*, 3083–3135.
- (13) Dömling, A. Recent Developments in Isocyanide Based Multicomponent Reactions in Applied Chemistry. *Chem. Rev.* **2006**, *106*, 17–89.
- (14) Slobbe, P.; Ruijter, E.; Orru, R. V. A. Recent applications of multicomponent reactions in medicinal chemistry. *MedChemComm* **2012**, *3*, 1189.
- (15) Zarganes-Tzitzikas, T.; Chandgude, A. L.; Dömling, A. Multicomponent reactions, union of MCRs and beyond. *Chem. Rec.* **2015**, *15*, 981–996.
- (16) Cioc, R. C.; Ruijter, E.; Orru, R. V. A. Multicomponent reactions: advanced tools for sustainable organic synthesis. *Green Chem.* **2014**, *16*, 2958–2975.
- (17) Touré, B. B.; Hall, D. G. Natural product synthesis using multicomponent reaction strategies. *Chem. Rev.* **2009**, *109*, 4439–4486.
- (18) Gkizis, P. L.; Stratakis, M.; Lykakis, I. N. Catalytic activation of hydrazine hydrate by gold nanoparticles: Chemoselective reduction of nitro compounds into amines. *Catal. Commun.* **2013**, *36*, 48–51.
- (19) Fountoulaki, S.; Daikopoulou, V.; Gkizis, P. L.; Tamiolakis, I.; Armatas, G. S.; Lykakis, I. N. Mechanistic Studies of the Reduction of Nitroarenes by NaBH₄ or Hydrosilanes Catalyzed by Supported Gold Nanoparticles. *ACS Catal.* **2014**, *4*, 3504–3511.
- (20) Fountoulaki, S.; Gkizis, P. L.; Symeonidis, T. S.; Kaminioti, E.; Karina, A.; Tamiolakis, I.; Armatas, G. S.; Lykakis, I. N. Titania-supported gold nanoparticles catalyze the selective oxidation of amines into nitroso compounds in the presence of hydrogen peroxide. *Adv. Synth. Catal.* **2016**, *358*, 1500–1508.
- (21) Andreou, D.; Iordanidou, D.; Tamiolakis, I.; Armatas, G.; Lykakis, I. Reduction of Nitroarenes into Aryl Amines and N-Aryl hydroxylamines via Activation of NaBH₄ and Ammonia-Borane Complexes by Ag/TiO₂ Catalyst. *Nanomaterials* **2016**, *6*, 54.
- (22) Charistoudi, E.; Kallitsakis, M. G.; Charisteidis, I.; Triantafyllidis, K. S.; Lykakis, I. N. Selective Reduction of Azines to Benzyl Hydrazones with Sodium Borohydride Catalyzed by Mesoporous Silica-Supported Silver Nanoparticles: A Catalytic Route towards Pyrazole Synthesis. *Adv. Synth. Catal.* **2017**, *359*, 2949–2960.
- (23) Dömling, A.; Ugi, I. Multicomponent reactions with isocyanides. *Angew. Chem., Int. Ed.* **2000**, *39*, 3168–3210.
- (24) El Kaim, L.; Grimaud, L.; Oble, J. Phenol Ugi-Smiles Systems: Strategies for the Multicomponent N-Arylation of Primary Amines with Isocyanides, Aldehydes, and Phenols. *Angew. Chem., Int. Ed.* **2005**, *44*, 7961–7964.
- (25) El Kaim, L.; Grimaud, L. Beyond the Ugi reaction: less conventional interactions between isocyanides and iminium species. *Tetrahedron* **2009**, *65*, 2153–2171.
- (26) Neochoritis, C. G.; Dömling, A. Towards a facile and convenient synthesis of highly functionalized indole derivatives based on Multi-Component Reactions. *Org. Biomol. Chem.* **2014**, *12*, 1649–1651.
- (27) Ugi, I. Neuere Methoden der präparativen organischen Chemie IV Mit Sekundär-Reaktionen gekoppelte α -Additionen von Immonium-Ionen und Anionen an Isonitrile. *Angew. Chem.* **1962**, *74*, 9–22.
- (28) Gunawan, S.; Hulme, C. Bifunctional building blocks in the Ugi-azide condensation reaction: a general strategy toward exploration of new molecular diversity. *Org. Biomol. Chem.* **2013**, *11*, 6036–6046.
- (29) Cárdenas-Galindo, L.; Islas-Jácome, A.; Alvarez-Rodríguez, N.; El Kaim, L.; Gámez-Montaño, R. Synthesis of 2-Tetrazolylmethyl-2,3,4,9-tetrahydro-1H- β -carboline by a one-pot Ugi-Azide/Pictet-Spengler process. *Synthesis* **2013**, *46*, 49–56.
- (30) Zarganes-Tzitzikas, T.; Patil, P.; Khoury, K.; Herdtweck, E.; Dömling, A. Concise Synthesis of Tetrazole-Ketopiperazines by Two Consecutive Ugi Reactions. *Eur. J. Org. Chem.* **2015**, 51–55.
- (31) Patil, P.; Khoury, K.; Herdtweck, E.; Dömling, A. MCR synthesis of a tetracyclic tetrazole scaffold. *Bioorg. Med. Chem.* **2015**, *23*, 2699–2715.
- (32) Wang, Y.; Patil, P.; Kurpiewska, K.; Kalinowska-Tluscik, J.; Dömling, A. Two Cycles with One Catch: Hydrazine in Ugi 4-CR and Its Postcyclizations. *ACS Comb. Sci.* **2017**, *19*, 193–198.
- (33) Patil, P.; Zhang, J.; Kurpiewska, K.; Kalinowska-Tluscik, J.; Dömling, A. Hydrazine in the Ugi tetrazole reaction. *Synthesis* **2016**, *48*, 1122–1130.
- (34) Huang, Y.; Khoury, K.; Chanas, T.; Dömling, A. Multi-component synthesis of diverse 1,4-benzodiazepine scaffolds. *Org. Lett.* **2012**, *14*, 5916–5919.
- (35) Hulme, C.; Peng, J.; Morton, G.; Salvino, J. M.; Herpin, T.; Labaudiniere, R. Novel safety-catch linker and its application with a Ugi/De-BOC/Cyclization (UDC) strategy to access carboxylic acids, 1,4-benzodiazepines, diketopiperazines, ketopiperazines and dihydroquinoxalinones. *Tetrahedron Lett.* **1998**, *39*, 7227–7230.
- (36) Galal, S. A.; Abdelsamie, A. S.; Soliman, S. M.; Mortier, J.; Wolber, G.; Ali, M. M.; Tokuda, H.; Suzuki, N.; Lida, A.; Ramadan, R. A.; El Diwani, H. I. Design, synthesis and structure-activity relationship of novel quinoxaline derivatives as cancer chemopreventive agent by inhibition of tyrosine kinase receptor. *Eur. J. Med. Chem.* **2013**, *69*, 115–124.
- (37) Tanimori, S.; Nishimura, T.; Kirihata, M. Synthesis of novel quinoxaline derivatives and its cytotoxic activities. *Bioorg. Med. Chem. Lett.* **2009**, *19*, 4119–4121.
- (38) Amano, Y.; Yamaguchi, T.; Tanabe, E. Structural insights into binding of inhibitors to soluble epoxide hydrolase gained by fragment screening and X-ray crystallography. *Bioorg. Med. Chem.* **2014**, *22*, 2427–2434.
- (39) Yang, Y.; Zhao, L.; Xu, B.; Yang, L.; Zhang, J.; Zhang, H.; Zhou, J. Design, synthesis and biological evaluation of dihydroquinoxaline derivatives as BRD4 inhibitors. *Bioorg. Chem.* **2016**, *68*, 236–244.
- (40) Gitto, R.; Barreca, M. L.; De Luca, L.; Chimirri, A. New Trends in the development of AMPA receptor antagonists. *Expert Opin. Ther. Pat.* **2004**, *14*, 1199–1213.
- (41) Kanyiva, K. S.; Horiuchi, M.; Shibata, T. Metal-Free N-H/C-H Coupling for Efficient Asymmetric Synthesis of Chiral Dihydroquinoxalinones from Readily Available α -Amino Acids. *Eur. J. Org. Chem.* **2018**, 1067–1070.
- (42) Neagoie, C.; Krchňák, V. Piperazine amide linker for cyclative cleavage from solid support: Traceless synthesis of dihydroquinoxaline-2-ones. *ACS Comb. Sci.* **2012**, *14*, 399–402.
- (43) Xue, Z.-Y.; Jiang, Y.; Peng, X.-Z.; Yuan, W.-C.; Zhang, X.-M. The First General, Highly Enantioselective Lewis Base Organocatalyzed Hydrosilylation of Benzoxazinones and Quinoxalinones. *Adv. Synth. Catal.* **2010**, *352*, 2132–2136.
- (44) Núñez-Rico, J. L.; Vidal-Ferran, A. [Ir(P-OP)]-Catalyzed Asymmetric Hydrogenation of Diversely Substituted C=N-Containing Heterocycles. *Org. Lett.* **2013**, *15*, 2066–2069.
- (45) Zhang, L.; Qiu, R.; Xue, X.; Pan, Y.; Xu, C.; Li, H.; Xu, L. Versatile (Pentamethylcyclopentadienyl)rhodium-2,2'-Bipyridine

(Cp*Rh-bpy) Catalyst for Transfer Hydrogenation of N-Heterocycles in Water. *Adv. Synth. Catal.* **2015**, *357*, 3529–3537.

(46) El Kaïm, L.; Oble, J.; Gizzi, M.; Grimaud, L. Ugi-Smiles access to quinoxaline derivatives. *Heterocycles* **2007**, *73*, 503–517.

(47) (a) Karakoulia, S. A.; Triantafyllidis, K. S.; Lemonidou, A. A. Preparation and characterization of vanadia catalysts supported on non-porous, microporous and mesoporous silicates for oxidative dehydrogenation of propane (ODP). *Microporous Mesoporous Mater.* **2008**, *110*, 157–166. (b) Pauly, T. R.; Liu, Y.; Pinnavaia, T. J.; Billinge, S. J. L.; Rieker, T. P. Textural mesoporosity and the catalytic activity of mesoporous molecular sieves with wormhole framework structures. *J. Am. Chem. Soc.* **1999**, *121*, 8835–8842. (c) Pauly, T. R.; Pinnavaia, T. J. Pore size modification of mesoporous HMS molecular sieve silicas with wormhole framework structures. *Chem. Mater.* **2001**, *13*, 987–993.

(48) Rouquerol, F.; Rouquerol, J.; Sing, K. Copyright, in *Adsorption by Powders and Porous Solids*; Elsevier: San Diego, 1999; p iv.

(49) Kroon, E.; Kurpiewska, K.; Kalinowska-Thuścik, J.; Dömling, A. Cleavable β -Cyanoethyl Isocyanide in the Ugi Tetrazole Reaction. *Org. Lett.* **2016**, *18*, 4762–4765.