



## Strathprints Institutional Repository

Wilson, I.A. Grant and Rennie, Anthony J.R. and Ding, Y. and Eames, P.C. and Hall, Peter J. and Kelly, Nicolas (2013) *Historical daily gas and electrical energy flows through Great Britain's transmission networks and the decarbonisation of domestic heat*. Energy Policy, 61. pp. 301-305. ISSN 0301-4215

Strathprints is designed to allow users to access the research output of the University of Strathclyde. Copyright © and Moral Rights for the papers on this site are retained by the individual authors and/or other copyright owners. You may not engage in further distribution of the material for any profitmaking activities or any commercial gain. You may freely distribute both the url (<http://strathprints.strath.ac.uk/>) and the content of this paper for research or study, educational, or not-for-profit purposes without prior permission or charge.

Any correspondence concerning this service should be sent to Strathprints administrator: <mailto:strathprints@strath.ac.uk>

# **Historical daily gas and electrical energy flows through Great Britain's transmission networks and the decarbonisation of domestic heat.**

**I.A. Grant Wilson\*<sup>a</sup>, Anthony J.R. Rennie <sup>a</sup>, Yulong Ding <sup>b</sup>, Philip C. Eames <sup>c</sup>, Peter J. Hall <sup>a</sup>, and Nicolas J. Kelly <sup>d</sup>**

\* Corresponding author: [grant.wilson@sheffield.ac.uk](mailto:grant.wilson@sheffield.ac.uk), +44 114 222 8257

<sup>a</sup> Chemical and Biological Engineering, University of Sheffield, Sheffield, UK.

<sup>b</sup> Institute of Particle Science & Engineering, University of Leeds, Leeds, UK.

<sup>c</sup> Centre for Renewable Energy Systems Technology, Loughborough University,  
Loughborough, UK

<sup>d</sup> Energy Systems Research Unit, Department of Mechanical Engineering,  
University of Strathclyde, Glasgow, UK.

## **Abstract**

Publically available data is presented comparing recent historical daily energy flows through Great Britain's electrical and gas transmission networks with a focus on domestic heat and hot water. When this data is expressed graphically it illustrates important differences in the characteristics of the gas and electricity demand; these include the quantity of energy delivered through the networks on a daily basis, the scale of variability in the gas demand over multiple timescales (seasonal, weekly and daily) and the relative stability and predictability of the electrical demand. As the United Kingdom proceeds to migrate heating demands to the electrical network in its drive to cut carbon emissions, electrical demand will increase, but equally importantly the variability and uncertainty shown in the

gas demand will also migrate to the electrical demand, which suggests both technical challenges and opportunities for management of future energy networks.

## **Keywords**

energy system balancing; heat storage; electrification of heat

## **Historical daily gas and electrical energy flows through Great Britain's transmission networks and the decarbonisation of domestic heat.**

This communication presents historical daily energy flows through Great Britain's electrical and gas transmission networks illustrating the significant differences in the demand characteristics of these two main energy vectors. Of particular note are the differences in temporal variability and magnitude. On a daily basis the total gas demand can be approximately four times the electrical demand in winter; gas demand also exhibits significantly higher volatility. Conversely, daily electrical demand is more predictable and less subject to seasonal variation. These differences have profound implications when considering the potential transfer of heat demands from the gas network to the electrical network in order to 'decarbonise heat' as envisaged in the UK Climate Change ACT (UKCCA, 2008). The data analysed spans the period from October 2010 to January 2013.

### **UK Policy Background**

The UK Climate Change Act set forth legally binding targets to reduce UK greenhouse gas emissions to 20% of their 1990 levels by 2050. The 2011 Carbon Plan states 'By 2050, electricity supply will need to be almost completely decarbonised' (DECCa, 2011). It is anticipated that electrical supply decarbonisation will be achieved by deploying a wide range of low-carbon technologies such as renewables, sustainable biomass, nuclear, and fossil-fuels with carbon capture and storage. In parallel, the UK has also adopted a range of

policies aimed at reducing energy demand, including a radical strengthening of building regulations (DCLG, 2012) and decarbonisation of the energy required for heating. The area of low-carbon heat is justly receiving increased attention, as evidenced by reports from the Department of Energy and Climate Change (DECCb, 2013) and the Royal Academy of Engineering (RAEng, 2012).

## **UK Heating and hot water demand**

UK energy consumption in 2011 for space heating and hot water for all sectors (domestic, service and industry) was provisionally 497 TWh (ECONUKa, 2012). Energy used for domestic space heating and hot water accounts for the majority of this total (354 TWh). By comparison, the overall final energy consumed for ALL sectors for electricity in 2011 was 318 TWh (ECONUKb, 2012). The vast bulk of the energy needed to meet UK domestic space heating and hot water demands is provided by the combustion of natural gas (286 TWh), with the balance met using electricity (20 TWh), heating oil (31 TWh), solid fuels (9 TWh), bioenergy and waste (7 TWh), heat sold (1 TWh), solar thermal or indeed a combination of these (ECONUKa, 2012).

Tackling overall energy use and emissions associated with domestic heating and hot water therefore has to be an integral part of the UK's decarbonisation strategy. Effectively, decarbonisation of domestic heating requires that a major part of space and water heating energy demands be transferred over from the natural gas network to the electrical network.

## Daily Gas and Electrical Demand

In order to explore the variation in gas demands over time, gas data from the National Grid's data explorer (NGDIE, 2013) was chosen due to its public availability and granularity of a single day.

Figure 1 uses this data to show Great Britain's (GB) daily gas demand in Terawatt hours for natural gas through the national transmission system. This TWh/day total includes gas to power stations, industry, storage and the daily and non-daily metered demands, but excludes exports.

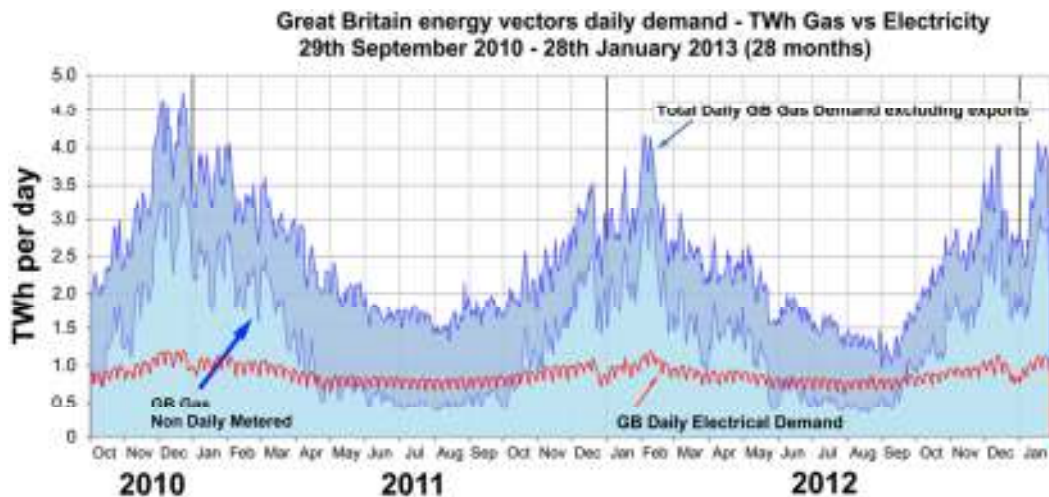


Figure 1. Daily GB Gas and Electricity Demands (TWh). Data sourced from National Grid website (NGDIE, 2013; MHHED, 2013).

Figure 1 also shows the non-daily metered (NDM) component of this total daily gas demand, and the total amount of energy delivered through the UK's electrical system over the same period <sup>1</sup>.

The non-daily metered (NDM) component of the total GB gas demand is comprised of gas meters that are not measured on a daily basis, *e.g.* domestic, small business, and a proportion of commercial, public administration, agricultural and even some industrial facilities. However, gas for domestic space heating, hot water and cooking is the major part of the NDM component.

Figure 1 shows the very different characteristics of gas and electricity demand. In winter, the NDM gas demand alone can be up to three times the total electrical demand, whilst dropping below electricity in summer. In addition to seasonal variability, the gas demand also shows striking shorter-term daily and weekly volatility linked to weather conditions and the resulting requirement for heat. The NDM component is the largest source of the seasonal variation of the total gas demand, *e.g.* the 2011 daily values ranged between 0.368 TWh/day and 3.49 TWh/day. In contrast, the daily electrical demand shows a seasonal variation between 0.675 TWh/day and 1.2 TWh/day. It is also noteworthy that over two contrasting winters of 2010 and 2011 covered by Figure 1, which were cold and mild respectively, the peak values were broadly similar although their timing was not.

It is important to note that NDM gas flows are not constant throughout a day but are instead concentrated in the morning and evening, when space heating and hot water demands are highest (Buswell et al, 2013; Sansom, 2013). Analysis of sub-daily gas demand data would show even greater variability of the gas demand than shown in Figure 1, and it would prove useful to further compare and contrast with sub-daily electrical data. However, national sub-daily gas demand data are not readily available for the UK.

The extreme variation shown in Figure 1 gas demand is routinely catered for by existing gas infrastructure, as to-date there have been no widespread problems of availability of natural gas throughout the year to the NDM end user. The gas network is balanced throughout the day, with increased gas pressure in parts of the network (linepack) used as a buffer of energy to provide increased gas supply to meet diurnal peaks in demand. By comparison, the electrical network has to be

kept in balance on a near instantaneous basis and thus is critically different in its operation and management.

## Annual aggregate from daily gas demand values

Unfortunately the categories for the data in Figure 1 do not conveniently map with the categories for annual gas data presented in ‘*Energy Consumption in the UK*’ (ECONUKa, 2012) from the Department of Energy and Climate Change (DECC). In order to explore this difference the annual aggregate value of NDM gas data from National Grid was calculated and compared to DECC’s ‘domestic consumption’ values for gas demand.

Figure 2 shows the total UK gas demand for 2011 calculated by aggregating the daily National Grid gas values used in Figure 1. The NDM component was 431 TWh and accounted for 50% of the total annual demand for natural gas (excluding exports). The other demand components of the total gas demand for 2011 are also shown (Daily Metered, Power Stations, Storage, and Industry) but were not included in Figure 1 for the sake of clarity.

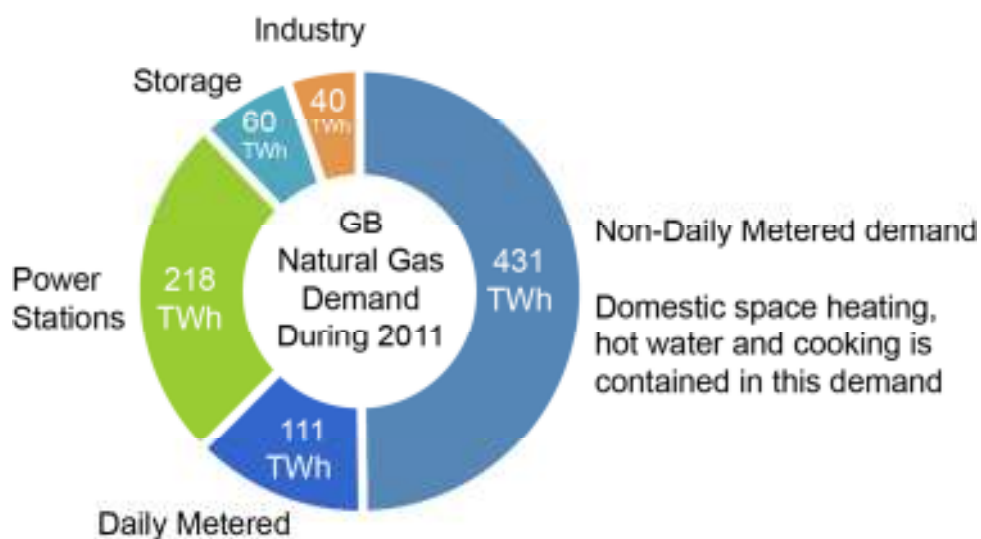




Figure 2. Breakdown of 2011 UK Gas Total Demand by component (excluding exports). Data sourced from National Grid website

This NDM value of 431 TWh can be contrasted with the 286 TWh of ‘*domestic space heating and hot water*’ by DECC. The difference in values is due to sector gas demands included in the NDM value such as commercial and light industrial users. The variation of the overall heating demand is correlated to the weather, which suggests that the daily and seasonal *variation* shown by the NDM could be used as a proxy for the *variation* in domestic heating demand. This however needs some care, as there are many determinants of domestic gas usage including *inter alia*, the number of occupants, the type of building, building use, occupant preferences, and indeed the weather.

## **Impact of the shift to electrical heating**

A wholesale transfer of the NDM gas demand seen in Figure 1 to the electrical network is highly unlikely given that space heating demand in the domestic sector is set to fall over time due to the increase in energy efficiency of the building stock (Palmer and Cooper, 2011). Furthermore, the electrification of heat will be a gradual process rather than a sudden switchover. However, even a partial electrification of domestic heating demand will have serious implications for the UK’s ageing electrical transmission and distribution networks. To illustrate this point, Figure 3 shows the same data used for Figure 1, but with 30% of the NDM demand transferred over to the electrical network. Thus the NDM data has been reduced by 30% and the electrical data increased by a corresponding amount scaled by a coefficient of performance (COP)<sup>2</sup>. Figure 3 shows the result of this transfer using two different electrical heating technologies.

If this transfer of 30% of NDM heat demand was serviced by resistive elements for space heating and hot water this results in the upper demand curve labelled COP1. Alternatively, if the transferred demand is met using heat pumps with an average COP of 3 (EST, 2010)<sup>3</sup> then the impact on the total daily electrical demand is shown on the middle demand curve labelled COP3. The original GB daily electrical demand from Figure 1 is shown as the lower curve for comparison.

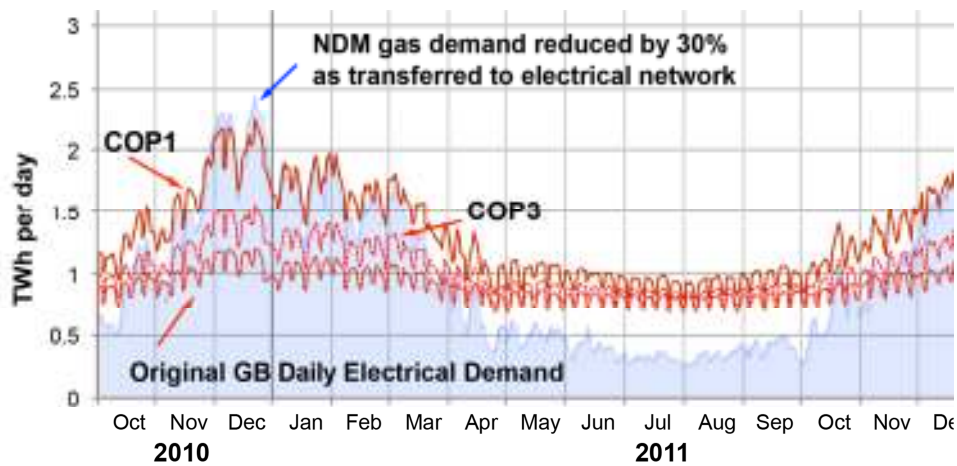


Figure 3. Transfer of heat and hot water demand from Gas to Electrical network using historical data.

Shifting 30% of NDM heat demand to purely resistive heating results in the daily electrical demand almost doubling during periods of high heating demand during the winter months. If heat pumps are used to meet this heating load then the daily electrical demand is still around 25% larger at times of high demand. Thermodynamically, the best option for the electrification of heat is to use ground or air source heat pumps. However, the capital and installation costs of heat pumps are significant and, for new build and retrofit dwellings with small space heating demands, developers may favour resistance heating as a low-cost

alternative. So, realistically, the electrification of heat would undoubtedly involve a range of technologies including resistive storage heating, direct resistive heating, air source and ground source heat pumps. The net impact is therefore likely to lie between these two extremes (COP-1 and COP-3) shown in Figure 3.

Whilst this basic analysis uses historical daily demand data to illustrate a future scenario, it is striking that even a partial shift of the NDM demand to the electricity system results in a substantial increase in daily electrical demand. It is worth reiterating that this study only considers the daily energy use, which will significantly understate the variability in instantaneous power demands on the electrical network. In short, electrical networks are engineered to cope with both peak power requirements and particular load factors, so the reality of changing either one of these design parameters will require upgrades to existing network infrastructure. Also when considering the potential to shift at least some of the extra demand arising from the electrification of heat to off-peak periods, this will be dependent upon the provision of *substantial* quantities of local thermal storage. For example, Arteconi et al estimate that 800L of thermal storage are required to provide one hour load shifting in a heat pump serving an average UK dwelling; Kelly et al. (2012) estimate that around 700L of hot water buffering is required to entirely shift the demand of a heat pump to off peak periods when serving a very well-insulated UK dwelling. Clearly, not all dwelling types could accommodate such substantial thermal stores. Further, the use of thermal storage itself can lead to an increase in overall heating demand due to additional parasitic heat losses from the thermal stores and reduced heat pump performance (Kelly

and Hawkes, 2013) and so load shifting alone cannot be relied upon to circumvent substantially increased peak electrical demands.

The clear message that can be taken from Figure 3 is that without substantial investment in transmission and distribution infrastructure, the UK electricity system is unlikely to be able to accommodate even a fraction of the additional power requirements associated with the transfer of heat demands at current levels, and this is even before any consideration of the additional electrical demand from the electrification of transport.

## **Mitigating the Impacts of the Electrification of Heat**

There is a clear need to find solutions to help lessen the impact of heat demand transfer to the electrical network (a major source of the absolute amount and seasonal variability of the NDM gas demand); perhaps deferring or even decreasing the extent of infrastructure growth.

### *Domestic Energy Efficiency*

Reducing domestic heating requirements by improving the insulation levels of dwellings is an obvious and critical place to begin, as this both reduces fuel costs for householders and improves the quality of the indoor environment.

Transformational improvements are possible, for example low carbon housing has been demonstrated to reduce heating demand by up to 90% (Feist et al, 2001). Realistically, however, such dramatic improvements in fabric energy efficiency are achievable only with new-build housing. Whilst substantial improvements in performance in existing dwellings are also achievable by retrofitting energy efficiency measures, the trend improvement is likely to continue to be gradual (Palmer and Cooper, 2012) as performance improvement

measures are implemented over time by homeowners; it is therefore likely that there will be a substantial domestic space heating demand well into the future. It is therefore unlikely that heat demand will be significantly less in the short to medium term, particularly in older and so-called ‘hard-to-treat’ houses, which form up to 40% of the housing stock, where a combination of the building fabric and location limit the scope for retrofitted energy efficiency improvements (BRE, 2008). Over the long-term however, it is expected that energy efficient housing may attract a premium price over energy inefficient housing – but this is speculative due to the locational nature of housing prices.

#### *Biomass Heating*

Action to reduce peak heat demand on the electrical network could also be augmented by greater use of lower-carbon fuels that can be stored (such as biomass). Consideration of policies to encourage the planting of biomass in the UK, in order to provide local biomass resources in the future may be a worthwhile addition to more technology focussed directions.

#### *Improving Heat Pump Performance*

Improving the COP of heat pump technologies could reduce the impact of the progressive electrification of heat on the electrical network. The results of heat pump field trials undertaken in the UK (EST, 2010) indicate that there is significant scope for improvement in the performance of heat pumps integrated into buildings. Advances in heat pump technology such as improved compressor design and better performance at higher temperatures offer one potential route to higher COPs (Hewitt et al., 2011). However, further improvements could also be derived from better heat pump system design and integration and better training of installers and users (Caird et al., 2012; Owen et al., 2012).

### *Seasonal Heat Storage*

The use of larger heat stores (multi MWh) with storage times into the weekly/monthly or even seasonal time-scales (Lund et al., 2010) used in conjunction with solar energy has the potential to decrease some of the variation in energy supply seen in Figure 3, as some of the winter heat demand could be met using a local heat store, rather than drawing from the gas or electricity grid. However, this would require a step change in both cost and volumetric energy density compared to sensible and latent heat methods. Thermal storage using reversible chemical reactions such as hydration or carbonation (Cot-Gores et al., 2012; Wongsuwan et al., 2001) is a promising area. Reactions producing distinct phases on the addition/removal of heat allow products to be separated and stored, which permits the storage of heat over longer periods and renders seasonal heat storage more of a possibility.

## **Conclusion**

Regardless of the future path of energy systems in the UK, the domestic heat demand in winter will continue to be greater than in summer, and as the UK moves away from the seasonal flexibility provided by natural gas (for reasons of price, availability or embedded CO<sub>2</sub>), then suitable methods to cope with high winter heating demands and variations over different timescales will be critical.

The comparison of the recent daily gas and electrical energy flows in Great Britain's electrical and gas transmission networks indicates that serious challenges arise when an increasing amount of the heat demand is met from the electrical network. Even allowing for future improvements in domestic energy efficiency and electric heating technologies such as heat pumps, the UK's ageing

electrical system could still see a significant rise in daily energy flows, which would result in significant upgrading costs to cope with increased peak flows and load factors.

Some measures to mitigate the potential impact on the electricity network were highlighted including; radical demand reduction measures, electrical heating technology improvements, biomass heating and heat storage. Each measure has limitations and consequently a combination of measures should be considered in order to ease the transition of domestic heat demands from the gas to the electrical network. However, reducing the overall heat demand by making the built environment increasingly energy efficient should continue to be the foundation of all policies.

## **Acknowledgements:**

The authors would like to thank Warren Evans from the Department of Energy and Climate Change. This work was supported by the ESPRC under grants EP/H019596/1, and the UKERC project ‘The future role of thermal energy storage’.

Agyenim, F., Hewitt, N., Eames, P., and Smyth, M., (2010) A review of materials, heat transfer and phase change problem formulation for latent heat thermal energy storage systems (LHTESS), *Renewable and Sustainable Energy Reviews* 14, pp. 615–628

Arteconi, A., Hewitt, N.J., and Polonara, F., (2013) Domestic demand-side management (DSM): Role of heat pumps and thermal energy storage (TES) systems, *Applied Thermal Engineering*, 51(1–2), pp. 155-165

BRE. (2008) A Study of Hard-to-treat Homes Using the English House Condition Survey. Part 1—Dwelling and Household Characteristics of Hard-to-treat Homes BRE Publications, Watford, UK.

Buswell, R.A., Thomson, M., Webb, L. H. and Marini D., (2013) Determining heat use in residential buildings using high resolution gas and domestic hot water monitoring. Submitted to 13th International Conference of the International Building Performance Simulation Association.

Caird, S., Roy, R., and Potter, S., (2012) Domestic heat pumps in the UK: user behaviour, satisfaction and performance. *Energy Efficiency*, 5(3), pp. 283–301

Cot-Gores, J., Castell, A., and Cabeza, L.F. (2012) Thermochemical energy storage and conversion: A-state-of-the-art review of the experimental research under practical conditions, *Renewable and Sustainable Energy Reviews* 16, pp. 5207–5224

DCLG, (2012) Consultation on Changes to the Building Regulations in England, Section 2 Part L (Conservation of Fuel and Power). Department of Communities and Local Government. <http://www.communities.gov.uk/documents/planningandbuilding/pdf/2077834.pdf>

DECCa, (2011) Great Britain's housing energy fact file. Department for Energy and Climate Change Table 6b, pp89  
[https://www.gov.uk/government/uploads/system/uploads/attachment\\_data/file/48195/3224-great-britains-housing-energy-fact-file-2011.pdf](https://www.gov.uk/government/uploads/system/uploads/attachment_data/file/48195/3224-great-britains-housing-energy-fact-file-2011.pdf)

DECCb, (2013) The Future of Heating: Meeting the challenge. Department for Energy and Climate Change. <https://www.gov.uk/government/publications/the-future-of-heating-meeting-the-challenge> Accessed 4/4/13

DUKES 4.1.1, (2013) Gas Statistics - Long-term trends table. Department of Energy and Climate Change. Natural gas and colliery methane production and consumption, 1970 to 2011 (DUKES 4.1.1)  
[https://www.gov.uk/government/uploads/system/uploads/attachment\\_data/file/65807/dukes4\\_1\\_1.xls](https://www.gov.uk/government/uploads/system/uploads/attachment_data/file/65807/dukes4_1_1.xls)

ECONUKa, (2012) Energy Consumption in the UK, Department of Energy and Climate Change, *Table 1.14a: Overall energy consumption for heat and other end uses by fuel 2011 – provisional estimate*. <https://www.gov.uk/government/publications/energy-consumption-in-the-uk>, accessed 4/3/13

ECONUKb, (2012) Energy Consumption in the UK, Department of Energy and Climate Change, *Table 1.5: Overall energy consumption for heat and other end uses by fuel 2011 –*



*provisional estimate.* <https://www.gov.uk/government/publications/energy-consumption-in-the-uk>, accessed 4/3/13

Energy Saving Trust, EST (2010) Getting warmer: a field trial of heat pumps, EST Report. Available at: <http://www.heatpumps.org.uk/PdfFiles/TheEnergySavingTrust-GettingWarmerAFieldTrialOfHeatPumps.pdf>

ET 4.1, (2011) Gas Statistics - Quarterly Tables: 'Energy Trends'. Department of Energy and Climate Change. Natural gas supply and consumption (ET 4.1)

[https://www.gov.uk/government/uploads/system/uploads/attachment\\_data/file/65811/et4\\_1.xls](https://www.gov.uk/government/uploads/system/uploads/attachment_data/file/65811/et4_1.xls)

Farid, M.M., Khudhair, A.M., Razack, S.A.K., and Al-Hallaj, S., (2004) A review on phase change energy storage: materials and applications, *Energy Conversion and Management* 45, pp. 1597–1615

Feist, W., Peper, S., Kah, O., and von Oesen, M. (2001) Climate Neutral Passive House Estate in Hannover Kronsberg: Construction and Measurement Results, PEP Project Report PEP 1, ([http://www.passivhaustagung.de/zehnte/englisch/texte/PEP-Info1\\_Passive\\_Houses\\_Kronsberg.pdf](http://www.passivhaustagung.de/zehnte/englisch/texte/PEP-Info1_Passive_Houses_Kronsberg.pdf))

Hasnain, S.N., (1998) Review on Sustainable Thermal Energy Storage Technologies, Part 1: Heat Storage Materials and Techniques, *Energy Conversion Management*, Vol. 39, No. 11, pp. 1127-1138

Hewitt, N.J., Huang, M.J., Anderson, M., and Quinn, M., (2011) Advanced air source heat pumps for UK and European domestic buildings, *Applied Thermal Engineering*, Volume 31, Issues 17–18, pp. 3713-3719, doi: 10.1016/j.applthermaleng.2011.02.005

Hong, J., Kelly, N.J., Richardson, I., and Thomson, M., (2012) Assessing heat pumps as flexible load Proceedings of the Institution of Mechanical Engineers, Part A: Journal of Power and Energy, doi:10.1177/0957650912454830

Kelly, N. J., and Hawkes, A. D., (2013) Load management of heat pumps using phase change thermal storage, Proc. Microgen 3: 3rd International Conference of Microgeneration and Related Technologies, Naples 15-17 April.

Lund, H., B. Möller, B.V. Mathiesen, and A. Dyrelund, (2010) The role of district heating in future renewable energy systems, *Energy*, Volume 35, Issue 3, pp. 1381-1390, doi: 10.1016/j.energy.2009.11.023.

- MHHED, (2013) Metered half hourly electricity demands data, National Grid.  
<http://www.nationalgrid.com/uk/Electricity/Data/Demand+Data/>
- NGDIE, (2013) National Grid Data Item Explorer. National Grid.  
<http://marketinformation.natgrid.co.uk/gas/DataItemExplorer.aspx>
- Novo, A.V., Bayon, J.R., Castro-Fresno, D., and Rodriguez-Hernandez, J., (2010) Review of seasonal heat storage in large basins: Water tanks and gravel–water pits, *Applied Energy* 87, pp. 390–397
- Owen, A., Mitchell, G., and Unsworth, R., (2012) Reducing carbon, tackling fuel poverty: adoption and performance of air-source heat pumps in East Yorkshire, UK, *Local Environment: The International Journal of Justice and Sustainability*, DOI:10.1080/13549839.2012.732050
- Palmer, J., and Cooper, I., (eds.), (2011) Great Britain’s Housing Energy Fact File, Department for Energy and Climate Change Publication URN 11D/866.
- Pinel, P., Cruickshank, C.A., Beausoleil-Morrison, I., and Wills, A., (2011) A review of available methods for seasonal storage of solar thermal energy in residential applications, *Renewable and Sustainable Energy Reviews* 15, 3341–3359
- RAEng, (2012) Heat: Degrees of comfort? The Royal Academy of Engineering. January 2012.
- Sansom, R., (2013) Personal communication with Robert Sansom of Imperial College London. from: The impact of future heat demand pathways on the economics of low carbon heating systems. BIEE – 9th Academic conference 2012, Oxford
- Summerfield, A. J., and Lowe R., (2012): Challenges and future directions for energy and buildings research, *Building Research & Information*, 40:4, pp. 391-400  
<http://dx.doi.org/10.1080/09613218.2012.693839>
- UKCCA, (2008) UK Climate Change Act 2008 –  
<http://www.legislation.gov.uk/ukpga/2008/27/contents>
- Wongsuwan, W., Kumar, S., Neveu, P., and Meunier, F., (2001) A review of chemical heat pump technology and applications, *Applied Thermal Engineering* 21, pp. 1489-1519

#### Footnotes

<sup>1</sup> The daily electrical data is aggregated from the half hourly demand data (termed IO14\_TGSD) also from National Grid (MHHED, 2013).

<sup>2</sup> Coefficient of performance is the ratio of the useful heating effect of a technology to the primary energy consumption. In the case of electric resistance heating COP is 1. For ground source heat pumps the COP is approximately 4 and for air source heat pumps the COP is 2-3.

<sup>3</sup> This is an optimistic COP value, reflecting improvements in the technology and installation practice. UK field trials revealed far poorer performance in real heat pump systems, predominantly due to poor quality design and installation in buildings (EST 2010).