

# 1 Disturbance and stress - different meanings in ecological dynamics?

2 Gábor Borics<sup>1</sup> Gábor Várbbíró<sup>1</sup> Judit Padisák<sup>2</sup>

3

4 <sup>1</sup>Department of Tisza River Research, Centre for Ecological Research, Hungarian Academy of Sciences, 18/c.  
5 Bem Square, Debrecen 4026, Hungary

6

7 <sup>2</sup>University of Pannonia, Department of Limnology, 10. Egyetem str., Veszprém 8200, Hungary

8

9 **Keywords:** terminology, frequency scale, disturbance, perturbation, stress

10

## 11 **Abstract**

12 There is an increasing frequency of papers addressing disturbance and stress in ecology  
13 without clear delimitation of their meaning. Some authors use the terms disturbance and stress  
14 exclusively as impacts, while others use them for the entire process, including both causes and  
15 effects. In some studies, the disturbance is considered as a result of a temporary impact, which  
16 is positive for the ecosystem, while stress is a negative, debilitating impact. By developing  
17 and testing simple theoretical models, the authors propose to differentiate disturbance and  
18 stress by frequency. If the frequency of the event enables the variable to reach a dynamic  
19 equilibrium which might be exhibited without this event, then the event (plus its responses) is  
20 a disturbance for the system. If frequency prevents the variable's return to similar pre-event  
21 dynamics and drives or shifts it to a new trajectory, then we are facing stress. The authors  
22 propose that changes triggered by the given stimuli can be evaluated on an absolute scale,  
23 therefore, direction of change of the variable must not be used to choose one term or the other,  
24 i.e. to choose between stress and disturbance.

## 25 **Introduction**

26 Ecosystems are changing throughout time. However, depending on the scale of observation,  
27 they may show characteristics that correspond to a relatively stable, equilibrium state (Wiens,  
28 1989). Equilibrium states are vulnerable: they might change abruptly or gradually due to  
29 repetitively, stochastically or continuously acting events.

30 Disturbance, perturbation and stress are the terms that denote to these events in ecological  
31 studies. Application of the term disturbance goes back as far as the beginning of the last  
32 century (Cooper, 1926). The term perturbation has also been used since the early ages of  
33 ecology as synonym of disturbance (Rykiel, 1985). After Selye (1936) published the  
34 physiological stress concept, it became popular in other fields of science, e.g. psychology

35 (Lazarus, 1966) sociology (Baker & Chapmen, 1962), or ecology (Barrett, 1968; Esch et al.,  
36 1975). Based on the Web of Knowledge (ISI) database, the term disturbance occurred 144  
37 times in the title of articles between 2000 and 2005, while 1245 times between 2006 and  
38 2011. The occurrences of the term stress were 89 and 153 for these periods. Despite the  
39 increasing number of papers addressing disturbance and stress in ecology, the use of these  
40 terms remained ambiguous. In the scientific literature “disturbance” generally refers to an  
41 important factor affecting community structure and dynamics (Pickett and White, 1989)  
42 preventing its self-organization towards an ecological equilibrium (Reynolds et al., 1993).  
43 Many authors use this term for destructive events, e.g. storms (Connell, 1978), floods (Biggs,  
44 1995), fire or insect outbreaks (Johnson, 1992).

45 The use of the term stress is much less consistent across studies. Definitions depend on the  
46 background of the researchers and the research objects (Otte, 2001). The terminological  
47 inconsistency is clearly illustrated by the following stress definitions:

- 48 - „perturbation (stressor) applied to a system” (Barrett et al., 1976);
- 49 - „stress, consists of factors that place prior restrictions on plant production” (Grime,  
50 1979);
- 51 - ”unfavorable deflections” (Odum et al., 1979);
- 52 - „detrimental or disorganizing influence” (Odum, 1985);
- 53 - „external force or factor, or stimulus that causes changes in the ecosystem,”( Rapport et  
54 al., 1985);
- 55 - “external constraints limiting the rates of resource acquisition, growth or reproduction of  
56 organisms” (Grime, 1989);
- 57 - ”Any environmental factor which restricts growth and reproduction of an organism or  
58 population” (Crawford, 1989);
- 59 - „exposure to extraordinarily unfavourable conditions” (Larcher, 1991),
- 60 - „environmental influences that cause measurable ecological changes” (Freedman, 1995);
- 61 - “conditions that cause an aberrant change in physiological processes resulting eventually  
62 in injury” (Nilsen and Orcutt, 1996).
- 63 - “Stress is evoked in organisms living at the edges of their ecological niches, where  
64 environmental conditions may exceed the ranges required for normal growth and  
65 development.” (Roelofs, 2008).

66 Reading these examples it can be concluded that there is no clear difference between  
67 definitions used for disturbance and stress and attempts at discrimination of these terms are  
68 rare (Stenger-Kovács et al., 2013). An additional difficulty is that some authors use the terms

69 disturbance and stress exclusively as stimuli, while others use them for the entire process,  
70 including both causes and effects. In some studies, the disturbance is considered as temporary  
71 setback, which is positive for the ecosystem, while stress is a negative, debilitating impact  
72 (Rapport & Whitford, 1999). What is common in the definitions can be summarised as  
73 follows: due to some (external or internal) stimulus one (or several) of the system attributes  
74 change(s) considerably. Rykiel (1985) overviewed the semantic and conceptual problems of  
75 the terms and made a proposal for working definitions of perturbations, stress and  
76 disturbance, but these did not become generally accepted. (Partly, because his concept did not  
77 fit into other models, e.g. Grime's well-known CSR theory).

78 The lack of consensus on definitions leads to semantic confusion and conceptual  
79 ambiguity, which results in difficulties in finding connections between various models used in  
80 ecology.

81 The aim of this study is to propose model-based definitions for stress and disturbance.

82

### 83 **Theory**

84 Our definitions rest upon four basic principles. First, both terms (stress and disturbance) imply  
85 the whole process, that is, the impact, the system impacted and response of the system. The  
86 second, direction of the changes in the system attributes is irrelevant. The third, frequency of  
87 the impact is of basic importance. The fourth, we supposed that in equilibrium state the  
88 system attribute remains constant.

89 The above principles serve as a basis for distinguishing disturbance and stress. Supposing  
90 that the impact is decisive, behaviour of the ecosystem can be represented in an x-y plane,  
91 where x-axis corresponds to time, while y-axis corresponds to an arbitrary system attribute  
92 (Fig. 1).

93 Ideally, we suppose that the ecosystem is in an equilibrium state when the given state  
94 variable statistically does not change through time. As a result of an impact, the value of the  
95 system attribute changes (into positive or negative directions) and this is followed by recovery  
96 and return to unimpacted state. Time needed for the system to reach the basic level is defined  
97 as recovery time (RT later in the text) (Fig. 1.).

98 If the frequency of the stimulus increases (Fig. 2b-c) (i.e. the time between the periodic  
99 events  $<$  RT), the system variable sets back prior to complete recovery.

100 Frequently occurring events result in early setbacks, thus the system performs like those  
101 that are under the pressure of a continuously active agent (Fig. 2c).

102 Based on the possible scenarios shown above, disturbance is defined as occasionally  
103 occurring or periodic event (when the time between events  $>RT$ ) that results in an abrupt  
104 change of the system, with the possibility of recovery (Fig. 2a).

105 Stress is defined as frequently occurring (time between events  $<RT$ ) or continuous event,  
106 when as a result of the impact the system does not recover, therefore, value of the system  
107 variable does not reach the basic level (Fig. 2b, c).

108

### 109 **Integration of the terms in ecological models**

110 When new definitions are proposed it is worth elucidating their relationship with existing  
111 models and phrasings. In case of the CSR theory (Grime, 1974), which is developed to  
112 classify adaptive strategies in terrestrial plant species, stress is defined as „external constraints  
113 limiting the rates of resource acquisition, growth or reproduction of organisms” (Grime,  
114 1989). Based on this criterion, nutrients, water and heat are considered as stressors. In most of  
115 the cases these resources act continuously on macrophytes, therefore, based on our proposed  
116 definitions, these are also stressors. But Grime’s definitions cannot be applied to well known  
117 phenomenon like eutrophication, since the nutrient enrichment increases the rate reproduction  
118 and growth of plants. Thus, we argue that Grime’s stress definition cannot be considered as  
119 generally accepted approach, which can be applied for all situations. In our opinion none of  
120 the environmental constraints can be declared as stressor or disturbance-creating impact  
121 without considering the frequency of the impact and resilience of the recipient system. As to  
122 the intermediate hypothesis (IDH), based on our definitions both high and intermediate  
123 disturbances are considered as stress event for the system because frequency of the impact  
124 does not allow the system to reach the low diversity state which should ensue from the  
125 Hardin’s competitive exclusion theory (Hardin, G. 1961).

126 Analysis of shallow lakes’ phytoplankton time series records serve as an example for  
127 both disturbance and stress events. Padisák (1993) demonstrated that wind induced  
128 disturbances of intermediate frequency ( $\sim 3-5 \times$  generation time) resulted in characteristic  
129 periodic changes in phytoplankton diversity in Lake Balaton, while at low disturbance  
130 frequency diversity diminished. Wind induced mixing of high frequency ( $\sim$  daily) in the large,  
131 very shallow Neusiedlersee rolls back euplanktic taxa and contributes to the development of a  
132 unique meroplankton dynamics (Padisák & Dokulil, 1994), during which large size diatoms  
133 of benthic origin predominate in the turbid water. These examples demonstrate that different  
134 frequencies of otherwise identical influences lead to different responses. Based on the

135 reasonings of the previous paragraph, low disturbance events at Lake Balaton are typical  
136 disturbances, while events of intermediate and high frequency are considered as stress for the  
137 lake's phytoplankton.

138 Occasionally both disturbance and stress might have serious or fatal consequences. Fig. 3  
139 illustrates the situation where the measure of the stimulus (and the system response) is  
140 constant. In case of stress the value of the system variable decreases step by step, does not  
141 stabilise at a certain level and finally reaches the  $Y=0$  value. (This process is responsible for  
142 the extinction of sensitive taxa during pollution).

143 Fatal disturbances can also develop when complete recovery of the system cannot be  
144 accomplished. The process is similar to that shown in Fig. 2a, but needs a reasonably longer  
145 period of time. This process can be observed in nature when periodic floods wash out species  
146 from pools or streambeds (Fig. 4).

147 In the examples shown above the impacts were physical processes, while diversity was  
148 used as response variable. Nevertheless disturbance and stress can be induced by various  
149 other agents and both subsume a variety of ecological manifestations. Rapport and Whitford  
150 (1999) classified the impacts into four main groups: physical restructuring; discharge of waste  
151 residuals; introduction of exotic species; and overharvesting. That the given impact results in  
152 a disturbance or stress cannot be prognosticated without the knowledge of the temporal and  
153 spatial characteristics of the stimulus and characteristics of the ecosystem affected. For  
154 example, recurrent floods (Fig. 5a) are perceived as stress for fish (Fig. 5b) and are perceived  
155 as disturbance for benthic algae (Fig. 5c).

156

## 157 **Adaptations**

158 Changes of the environment evoke adaptational responses at various timescales and at  
159 different levels of biological organisation. Frequency of changes of the environment basically  
160 influences the level of response. Continuous and high frequency impacts might generate  
161 physiological, population-level and community-level adaptational mechanisms. Adaptation of  
162 phytoplankton to low incident light intensity serves as an example for multi-level adaptation.  
163 Microalgae are capable of adapting to reduced photon flux densities individually by  
164 increasing the cellular pigment content or changing the pigment composition (Richardson et  
165 al., 1983). In low light conditions the selection acts continuously upon functionally related  
166 traits, favouring those, which utilize the light most efficiently within the population.

167 Community level adaptation is manifested as a change in species composition favouring algae  
168 that are capable for chromatic adaptation and/or have elongated form; therefore, considered as  
169 strong light competitors (Reynolds, 2006).

170         Adaptational responses require that individuals and populations be exposed to changes  
171 for a longer period of time; therefore, individuals or populations cannot adapt to abrupt events  
172 like disturbances. Nevertheless fatal disturbance might select the most sensitive taxa, but this  
173 process takes place at higher levels of organisation (community and ecosystem level) and  
174 operates at longer (evolutionary) time scale. These kinds of disturbances e.g. huge fish kills  
175 (Borics et al., 2000), storms (Scheffer, 1998) frequently occur in nature and are responsible  
176 for shifting of ecosystems between alternative stable states (Beisner et al., 2003).

177         After the organisms or populations adapted to the new conditions, these conditions  
178 cannot be regarded as stressful anymore (Otte, 2001) In this case the lack of the continuously  
179 acting impact means disturbance or stress for the system. Chorus (2003) demonstrated that in  
180 continuously mixed lakes the intermittent calm phases would represent a disturbance for the  
181 phytoplankton adapted to turbid conditions. She applied the term “intermediate quiescence”  
182 for this kind of situation.

183         It is important to note here that a number of simplifications were applied during  
184 development of the above models. For example, we disregarded that disturbances are in  
185 principle stochastic, unpredictable events (c.f. Reynolds et al., 1993), or that in lack of  
186 disturbance competitive exclusion will occur that, itself, results in change of the level of the  
187 system attribute (for example, diversity decreases; c.f. Connell, 1978). Furthermore, though it  
188 is inevitably important, we did not consider effects of intensity of impacts. These  
189 considerations can be incorporated into more complex models.

190

## 191 **Conclusions**

192         We proposed here to differentiate the terms disturbance and stress by their frequency. If  
193 the frequency of the event enables the variable to reach a dynamic equilibrium which might  
194 be exhibited without this event, then the event (plus its responses) is considered as disturbance  
195 for the system. If frequency prevents the variable's return to similar pre-event dynamics and  
196 drives or shift it to a new trajectory, then the event considered as stress. Thus, the use of the  
197 terms depends on the relationship between the frequency of the impact and resilience of the  
198 system variable.

199         The authors think that changes triggered by the given impact can be evaluated on an  
200 absolute scale. From terminological point of view there should not be good or bad changes,

201 just changes. Thus, subjective judgement of ecosystems' changes (e.g. good or bad) should be  
202 avoided when disturbance and stress are defined.

203

204 Acknowledgement

205 This project was supported by the Hungarian National Science Foundation (OTKA Nr. K  
206 75552 and OTKA104279), Bolyai Fellowship of the Hungarian Academy of Science and the  
207 EU Societal Renewal Operative Program (TÁMOP-4.2.2.A-11/1/KONV-2012-0064).

208

## 209 **References**

210 Baker, G. W. & D. W. Chapman (eds.), 1962. *Man and Society in Disaster*. New York: Basic  
211 Books.

212 Barrett, G. W., 1968. The effects of an acute insecticide stress on a semi-enclosed grass-land  
213 ecosystem. *Ecology* 49(6): 1019-1035.

214 Barrett, G. W., G. M. Van Dyne and E. P. Odum, 1976. Stress ecology. *BioScience* 26: 192-  
215 194.

216 Beisner, B. E., D. T. Haydon & K. Cuddington, 2003. Alternative Stable States in Ecology.  
217 *Frontiers in Ecology and the Environment* 1: 376-382.

218 Biggs, B. J. F., 1995. The contribution of flood disturbance, catchment geology and land use  
219 to the habitat template of periphyton in stream ecosystems. *Freshwater Biology* 33: 419-  
220 438.

221 Chorus, I. & G. Schlag, 1993. Importance of intermediate disturbances for species  
222 composition and diversity of phytoplankton in two very different Berlin lakes.  
223 *Hydrobiologia* 249: 61-92.

224 Connell, J., 1978. Diversity in tropical rain forests and coral reefs. *Science* 199: 1304-1310.

225 Cooper, W. S., 1926. The fundamentals of vegetation change. - *Ecology* 7: 391-413.

226 Crawford, R.M.M., 1989. *Studies in Plant Survival-Ecological Case Histories of Plant  
227 Adaptation to Adversity*. Blackwell Scientific Publications, p. 296.

228 Esch, G.W., J.W. Gibbons & J. E. Bourque, 1975. An analysis of the relationship between  
229 stress and parasitism. *American Midland Naturalist* 93: 339-353.

230 Freedman, B., 1995. *Environmental Ecology—The Ecological Effects of Pollution,  
231 Disturbance, and other Stresses*, second ed. Academic Press, San Diego, p. 606.

232 Grime, J.P., 1979. *Plant strategies and vegetation processes*. - Wiley, Chichester, p. 222.

233 Grime, J. P. 1974. Vegetation classification by reference to strategies. *Nature* 250, 26-31.

234 Grime, J.P., 1989. The stress debate: symptom of impending synthesis? *Biological Journal of*  
235 *the Linnean Society* 37: 3–17.

236 Hardin, G., 1961. The competitive exclusion principle. *Science* 121:1292-1297.

237 Hereford, J., 2009. A quantitative survey of local adaptation and fitness trade-offs. *American*  
238 *Naturalist* 173(5): 579–588.

239 Johnson, E.A., 1992. *Fire and vegetation dynamics: studies from the North American boreal*  
240 *forest*. Cambridge University Press, Cambridge, U.K. p. 144.

241 Larcher, W., 1991. *Physiological Plant Ecology*, second ed. Springer-Verlag, Berlin.

242 Lazarus, R.S., 1966. *Psychological Stress and the Coping Press*. New York: McGraw-Hill, p.  
243 466.

244 Nilsen, E.T. & Orcutt, D.M., 1996. *The Physiology of Plants Under Stress: Abiotic Factors*.  
245 Wiley, New York, p. 689.

246 Odum, E.P., 1985. Trends expected in stressed ecosystems. *Bioscience* 35, 419-422.

247 Odum, E. P., J. T. Finn & E. H. Franz, 1979. Perturbation theory and the subsidy-stress  
248 gradient. *BioScience* 29: 349-352.

249 Otte, M.L., 2001. What is stress to a wetland plant? *Environmental and Experimental Botany*  
250 46:195-202.

251 Padisák, J., 1993. The influence of different disturbance frequencies on the species richness,  
252 diversity and equitability of phytoplankton in shallow lakes. *Hydrobiologia* 249:135-  
253 156.

254 Padisák, J. & M. Dokulil, 1994. Meroplankton dynamics in a saline, turbulent, turbid shallow  
255 lake (Neusiedlersee, Austria and Hungary). *Hydrobiologia* 289: 23-42.

256 Pickett, S.T.A., J. Kolasa, J.J. Armesto & S.L. Collins, 1989. The ecological concept of  
257 disturbance and its expression at various hierarchical levels. *Oikos* 54:129-136

258 Pickett, S.T.A. & P.S. White. 1985. *The ecology of natural disturbance and patch dynamics*.  
259 Academic Press, Orlando, Florida: p. 472.

260 Rapport, D.J., H.A. Regier & T.C. Hutchinson. 1985. Ecosystem behavior under stress.  
261 *American Naturalist* 125: 617-640.

262 Rapport, D.J. & W.G. Whitford, 1999. How ecosystems respond to stress. *BioScience* 49: 193-  
263 203.

264 Reynolds, C.S., 2006. *Ecology of Phytoplankton*. Cambridge University Press, Cambridge: p.  
265 535.



266 Reynolds, C.S., J. Padisák & U. Sommer, 1993. Intermediate disturbance in the ecology of  
267 phytoplankton and the maintenance of species diversity: a synthesis. *Hydrobiologia*  
268 249: 183-188.

269 Richardson, K., J. Beardall & J.A. Raven, 1983. Adaptation of Unicellular Algae to  
270 Irradiance: An analysis of strategies. *New Phytologist* 93: 157-191.

271 Roelofs, D, M.G.M. Aarts, H. Schat, N.M. van Straalen, 2008. Functional ecological  
272 genomics to demonstrate general and specific responses to abiotic stress. *Functional*  
273 *Ecology* 22, 8–18.

274 Rykiel, E.J. 1985. Towards a definition of ecological disturbance. - *Australian Journal of*  
275 *Ecology* 10: 361-365.

276 Scheffer, M., 1998. *Ecology of Shallow Lakes*. Chapman and Hall, London: p. 357.

277 Selye, H., 1936. A syndrome produced by diverse nocuous agents. *Nature* 138:32.

278 Stenger-Kovács, C., E. Lengyel; L. O. Crossetti, V. Üveges & J. Padisák, 2013. Diatom  
279 ecological guilds as indicators of temporally changing stressors and disturbances in the  
280 small Torna-stream, Hungary. *Ecological Indicators* 24: 138-147.

281 Wiens, J.A., 1989. Spatial scaling in ecology. *Functional Ecology* 3:385-397.

282

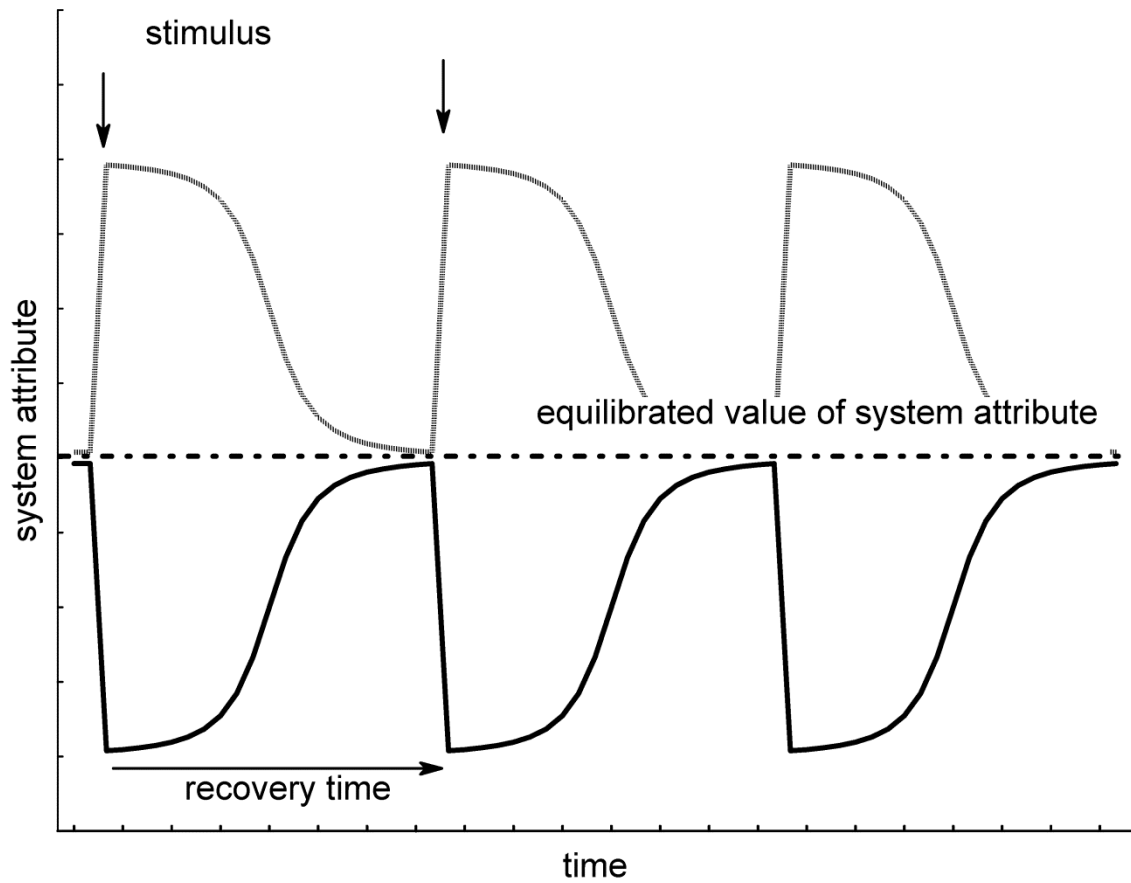
283

284 **Legends for figures**

285

286 Fig. 1.

287 Changes of an optional system variable (y) through time (x). Arrows indicate stimuli.

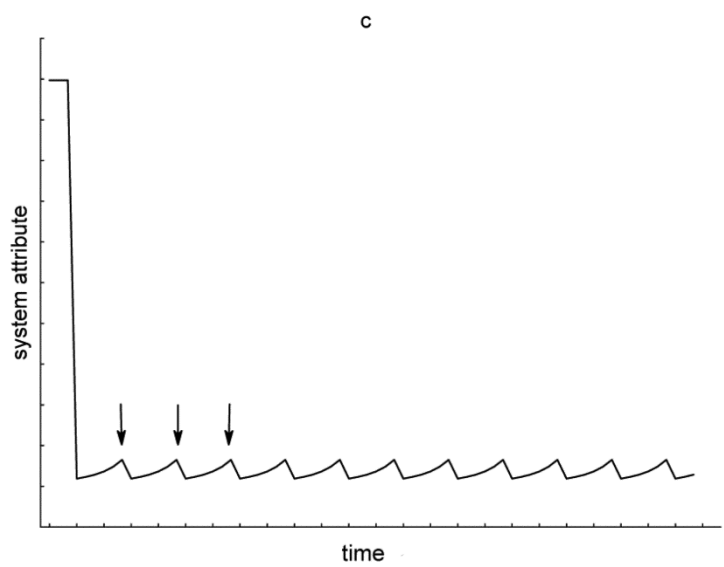
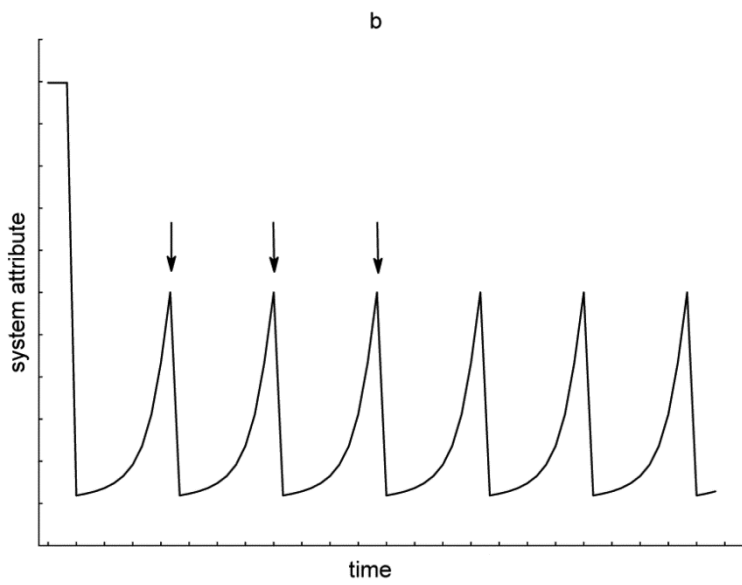
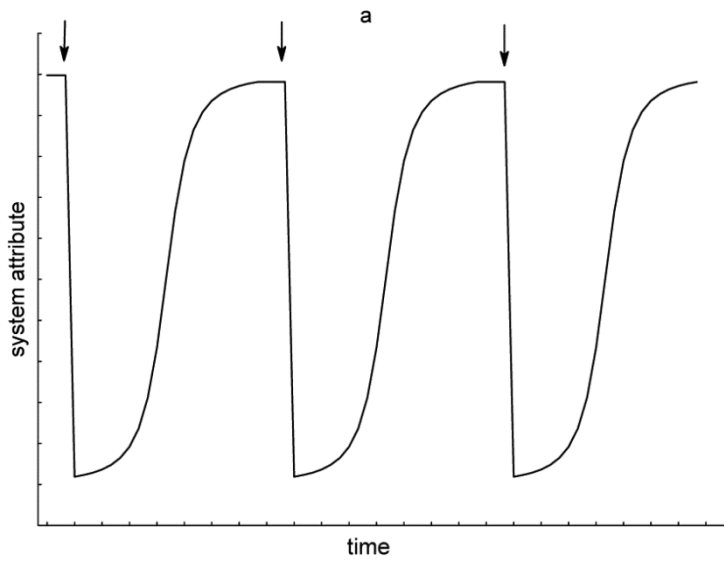


288

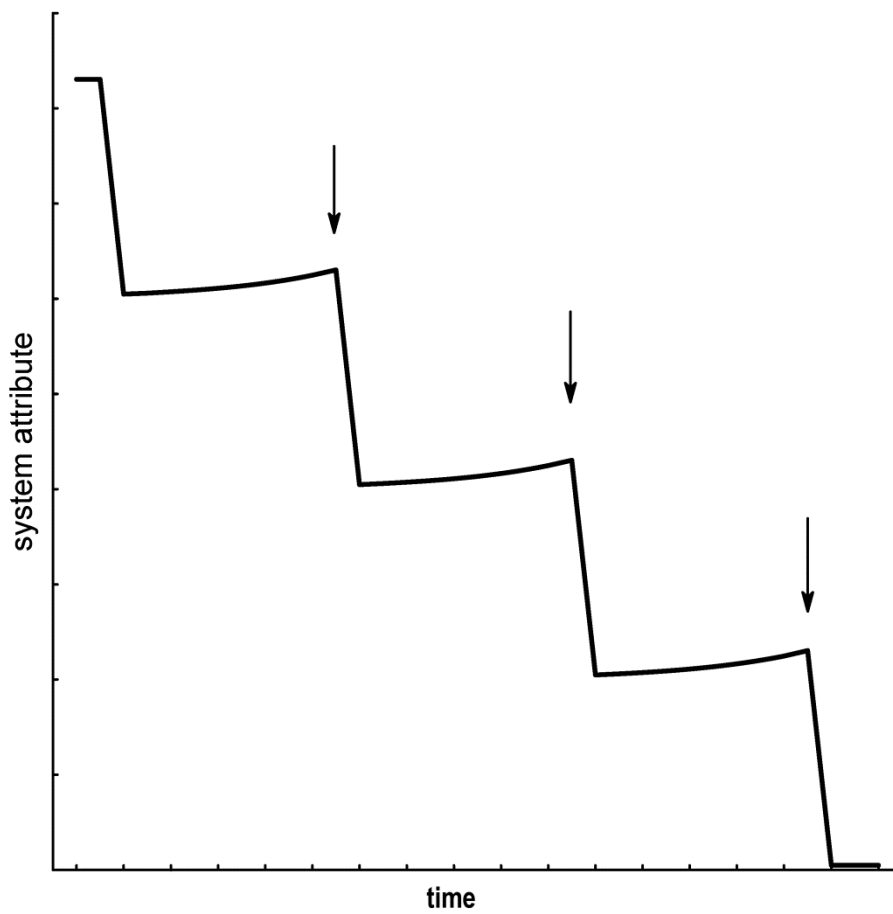
289 Fig. 2.

290 Changes of an optional system variable (y) through time (x) at low (a), at medium (b) and at

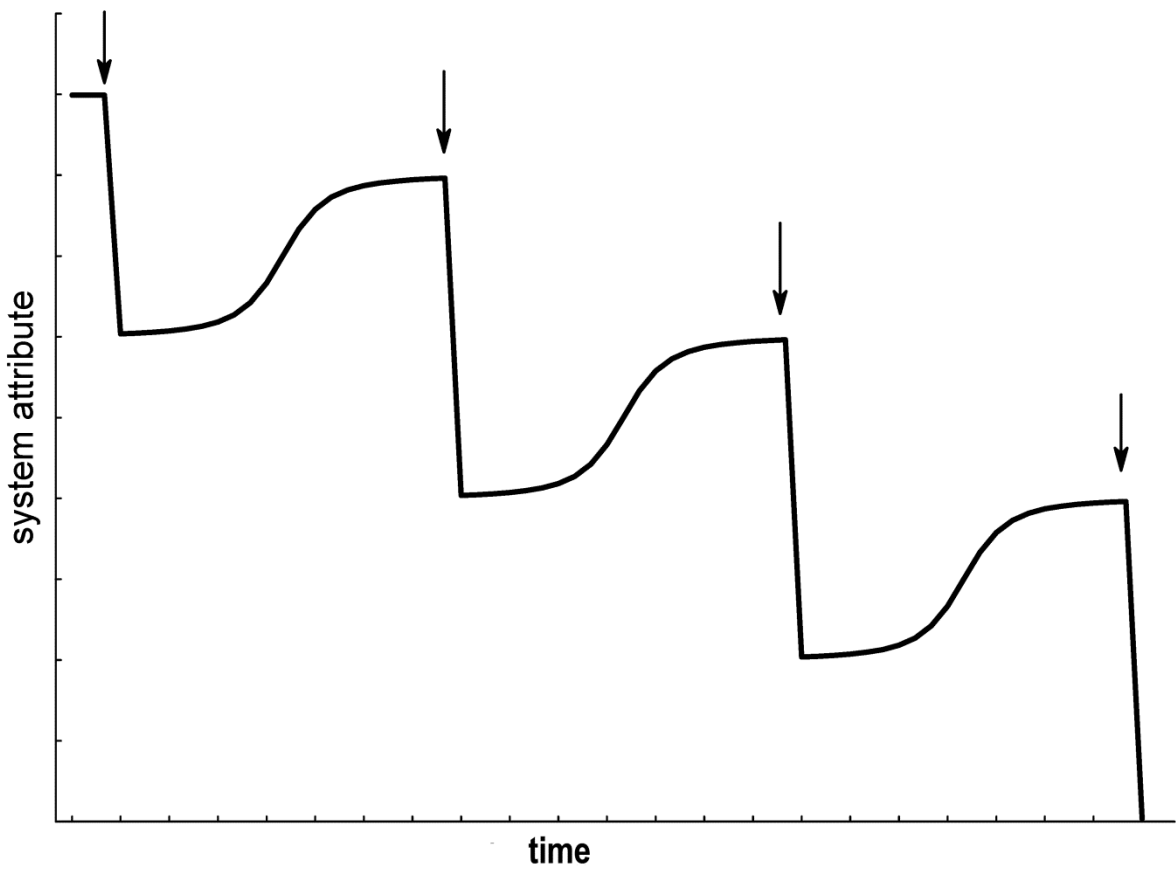
291 high frequency stimuli (c).



293 Fig. 3.  
294 Changes of a system variable (calculating with a constant setback) leads to stress of fatal  
295 consequences.



296  
297 Fig 4.  
298 Changes of a system variable (calculating with a constant setback) results in fatal disturbance.



299

300 Fig. 5.

301 Impact of flood events (a) on different communities. Community needs longer (b) and shorter

302 (c) recovery time.

