

Briefing

Kaewunruen, Sakdirat; Kimani, Stephen Kimindiri

DOI:

[10.1680/jstbu.17.00193](https://doi.org/10.1680/jstbu.17.00193)

License:

None: All rights reserved

Document Version

Peer reviewed version

Citation for published version (Harvard):

Kaewunruen, S & Kimani, SK 2018, 'Briefing: dynamic mode couplings of railway composite track slabs', *Proceedings of the Institution of Civil Engineers: Structures and Buildings*. <https://doi.org/10.1680/jstbu.17.00193>

[Link to publication on Research at Birmingham portal](#)

Publisher Rights Statement:

Checked for eligibility: 17/01/2019

This is the accepted version of a paper published in the Proceedings of the Institution of Civil Engineers - Structures and Buildings, the final version of record can be found here: FHEA, APEC Stephen Kimindiri Kimani, BSc, MSc, MCIHT [Show less](#)
<https://doi.org/10.1680/jstbu.17.00193>

General rights

Unless a licence is specified above, all rights (including copyright and moral rights) in this document are retained by the authors and/or the copyright holders. The express permission of the copyright holder must be obtained for any use of this material other than for purposes permitted by law.

- Users may freely distribute the URL that is used to identify this publication.
- Users may download and/or print one copy of the publication from the University of Birmingham research portal for the purpose of private study or non-commercial research.
- User may use extracts from the document in line with the concept of 'fair dealing' under the Copyright, Designs and Patents Act 1988 (?)
- Users may not further distribute the material nor use it for the purposes of commercial gain.

Where a licence is displayed above, please note the terms and conditions of the licence govern your use of this document.

When citing, please reference the published version.

Take down policy

While the University of Birmingham exercises care and attention in making items available there are rare occasions when an item has been uploaded in error or has been deemed to be commercially or otherwise sensitive.

If you believe that this is the case for this document, please contact UBIRA@lists.bham.ac.uk providing details and we will remove access to the work immediately and investigate.

“Dynamic mode couplings of railway composite track slabs”

(Title contains 49 characters)

by

Sakdirat Kaewunruen,

BEng (Hons), MEng, PhD, MBA, MIEAust, CPEng, NER, RPEQ, FHEA
Birmingham Centre for Railway Research and Education
The University of Birmingham

Stephen Kimindiri Kimani, BSc, MSc, MCIHT

School of Engineering
The University of Birmingham

Submitted to

ICE Structures and Buildings

Corresponding Author:

Dr Sakdirat Kaewunruen
Senior Lecturer in Railway Engineering
Birmingham Centre for Railway Research and Education
The University of Birmingham
Birmingham B15 2TT UK
Tel: +44 (0) 1214 142 670
E-mail: sakdirat@hotmail.com; s.kaewunruen@bham.ac.uk

Manuscript Summary:

Total pages	16 (including 1-page cover)
Number of figures	3
Number of tables	2

Dynamic mode couplings of railway composite track slabs

Sakdirat Kaewunruen¹ and Stephen Kimindiri Kimani

Abstract: Steel-concrete composite railway track slabs are a financial-viable alternative for the modular construction of railway slab tracks and for the replacement of resilient timber transoms on railway bridges. The design and experiment had been carried out to investigate the technical feasibility. In this study, the extended outcomes based on dynamic eigenvalue analyses of precast steel-concrete composite slab panel for track support structure are presented. Using ABAQUS finite element package, the natural frequencies of the railway composite slabs can be investigated. Dynamic eigenmodes are then extracted using Lancsoz method. Modal crossover phenomena can be clearly observed when changing the design mass of track slabs. This paper highlights the unprecedented dynamic mode coupling effects on the composite track slabs over a railway bridge in which the insight can improve practical noise and vibration control technologies through composite material design resulting in quieter railway track slabs.

Keywords: railway infrastructure, modular track slabs, resilient precast composites, dynamic design.

ICE Keywords: railway systems, rail track design, railway tracks, infrastructure planning,

1. Introduction

Railway track components are principally designed to interact in order to transfer the imposed dynamic loads from the wheels of the railway vehicle to the foundation or support structure of the track as well as to secure safe passage of trains (Remennikov and Kaewunruen, 2008; 2014; Remennikov et al., 2012). These dynamic loads include both vertical loads influenced by the unsprung mass of the vehicles and lateral loads mobilized by centrifugal action of cornering or the momentum of breaking vehicles (Griffin et al., 2014; 2015). There are two dominant trackforms including ballasted and ballastless tracks. Bonnett (2005) defined ‘ballasted tracks’ as incorporating an intermediate layer known as the ‘trackbed’ comprising ballast and sub-ballast (or called ‘capping layer’ in Australia) to effectively distribute the vehicle loads to the compacted soil layer called ‘sub-grade’

¹ <http://orcid.org/0000-0003-2153-3538>

(Indraratna et al., 2011). If the intermediate load distribution layer is replaced by a structure directly sit on the sub-grade or the superstructure of a bridge or tunnel, it is known as a non-ballasted track system. Based on the current design approach, the design life span of structural concrete components is around 50 years (Mirza et al., 2016; Standard Australia, 2003). Modern railway tracks have adopted track slab systems to enable low-maintenance regime. For example, there has been an attempt to convert such transom bridges into direct-fixation track slab bridge. Common uses of track slabs can also be observed in tunnelling systems (e.g. Crossrail in the UK) and in highspeed rail track systems (e.g. Shinkansen in Japan). The design methodology and procedure for track slabs generally yields heavy concrete slabs with a thickness of over 220mm. As a result, the vertical levels (or heights) of adjacent systems such as fastening systems, rails, overhead wires, platforms and existing bridge girders must comply with such track slabs (Kaewunruen and Remennikov, 2008; 2010; Kaewunruen, 2014a,b; Li et al., 2012; 2014). Technical feasibility evaluations using numerical and experimental studies of composite track slabs have been carried out under static and dynamic loading conditions (Mirza et al., 2016; British Standards Institution, 1994; 1995). However, the dynamic behaviour of composite composite track slabs has not been thoroughly carried out. The understanding into dynamic behaviours is imperative to predict pre-mature failure modes under dynamic loading condition. The insight can also help track engineers to prioritise the area of inspection for structural track components. In addition, it can help track and acoustic engineers to formulate vibration control techniques that can effectively suppress either structural- or ground-bourne vibration along railway corridor. Without appropriate acoustic and vibration controls, track problems can incur (Kaewunruen and Remennikov, 2016). As a result, this paper highlights the extended study into the unparalleled dynamic behaviour of composite composite track slabs using ABAQUS. The natural frequencies and dynamic eigenmodes of the railway composite slabs are then investigated. It is important to note that the scope of this study is limited to railway viaduct since a railway viaduct more often emits nuisance noise radiation (structural bourne noise). On-ground railway track will form a future study. The outcome of this study will help asset designers and maintainers to establish an improved noise and vibration mitigation methodology for safer and quieter railway bridge systems.

2. Finite Element Modelling

The composite track slabs have been designed, validated and evaluated using numerical and experimental studies in the past (Griffin et al., 2014, 2015; Kaewunruen et al., 2015, 2016;

Mirza et al., 2016). The structural design was in accordance with AS5100 (Standards Australia, 2004). Based on the serviceability limit state, the slab should not resonate with load frequency spectra. This could be confirmed by the numerical modelling. In this study, solid, three-dimensional, eight node elements incorporating linear approximation of displacements, reduced integration and hourglass control (C3D8R) have been adopted in this extended study to model all of the parts with the exception of the steel reinforcing. The C3D8R element type has been found to be sufficient for linear and nonlinear models, and is capable of incorporating contact properties, handling large deformations and accommodating plasticity. The use of C3D8R elements increases the rate of convergence of the solutions (Mirza et al., 2010; 2011). C3D8R elements were similarly adopted by Lam and El-Lobody (2001) for modelling the general concrete and steel beams for push tests, however 15 and 20 node elements were adopted for the concrete around the shear studs and the shear studs respectively. Eight node elements have been determined to provide sufficient accuracy for the models within this study as shown in Figure 1. The composite track slab is hinged by full-scale bridge girders (I-beam) and modelled using surface contacts as a continuous support (Kimani and Kaewunruen, 2017). The full-scale fastening system has been modelled using collogn-egg design (Kaewunruen and Kimani, 2017). However, the influences of elastomeric pads are outside the scope of this paper. The experimental validation details are presented in Mirza et al. (2016). Material properties are tabulated in Table 1.

3. Natural Frequencies

The eigenfrequencies and corresponding eigenmodes extracted by the Lanczos eigensolver from the free vibration analysis have been identified and associated with distinctive natural mode shapes that could be excited by train loading conditions. These natural frequencies of the composite slab panel and their associated mode shapes are tabulated in Table 2. Figure 2 displays these corresponding mode shapes. The operational loading condition under normal train passages suggests that the lower range of frequency between 0 and 25 Hz can be induced by low speed train operations (such as trams, light rails, construction machines, etc.). In addition, the frequency range from 25 and 35 Hz can be induced by faster trains (e.g. suburban rails, intercity trains, etc.); and higher range from 35 to 50 Hz can be associated with the loading condition from high speed trains. As a result, the information in Table 2 and Figure 2 indicates practical dynamic loading ranges that the composite slab can respond to. In addition, it can be observed that torsional modes have become a significant behaviour of the slab since the aspect ratio of the slab (width over depth) can result in additional torque and

torsional failure mode. Especially when there is an irregularity on either wheel or rail, the dynamic train-track interaction can induce torsion (or track twist) and cause torsional vibrations and damage on the track support slabs (Malveiro et al., 2014; 2018a; 2018b; Montenegro et al., 2015; 2016). It is thus important to note such the dynamic mode coupling when any vibration control techniques are designed (Chopa, 2017; Kaewunruen et al., 2018).

4. Modal Crossovers

In most practical cases, the design of track slab is restrained by physical supporting infrastructure. Constraint on the dead load (weight) of the slabs is often imposed as a concern of rail engineers and practitioners. Often, the material design has been modified to adopt other type of cement-based composites such as foamed concrete, light-weight concrete, fibre-reinforced foamed concrete, recycled aggregate concrete, etc. The use of these materials can indeed changes the dynamic phenomena of the composite track slabs as illustrated in Figure 3. It is found that modal crossover can be observed in two dominant frequency ranges: firstly, between 20 and 24 Hz; and secondly, between 45 and 55 Hz. These phenomena imply that the composite slab can change the modes of vibration and the noise and vibration control strategies may not be effective when modal crossovers occur. Especially at higher frequency, torsional mode can incur in coupling with transverse bending modes, resulting in premature asset failures (e.g. fastening system loosening, broken bolts and fixture, etc.). This insight is thus vital for rail track engineers in order to design and control the behaviours of track slabs and develop predictive maintenance strategies (Lam et al., 2015; Li and Conte, 2016).

5. Concluding Remarks

Global demand of a trackform alternative for railway construction and maintenance is significant, especially for steel-concrete composite track slabs. This paper presents unmatched dynamic phenomena of the composite track slabs within railway built environment. The use of composites in railway construction and maintenance require comprehensive considerations and systems thinking approach. This paper has demonstrates practical design issues and dynamic requirements associated with the design of the composites that can enable quieter railway track slabs. It is crucial to understand the modal crossovers in order to establish effective noise and vibration control methodology.

Acknowledgement

Financial support from European Commission is gratefully acknowledged for H2020-MSCA-RISE Project No. 691135 “RISEN: Rail Infrastructure Systems Engineering Network,” which enables a global research network that tackles the grand challenge in railway infrastructure resilience and advanced sensing under extreme events (www.risen2rail.eu). Technical assistance by Chayut Ngamkhanong for re-running the simulations is gratefully acknowledged.

References

- Bonnett, CF. (2005), Practical railway engineering, Imperial College Press, Hackensack.
- British Standards Institution (1994) BS 5950-4:1994 Structural use of steelwork in building – Part 4: code of practice for design of composite slabs with profiled sheeting. London: BSI
- British Standards Institution (1995) BS 5950-6:1995 Structural use of steelwork in building Part 6: code of practice for design of light gauge profiled steel sheeting. London: BSI
- Chopra, A.K. (2017), Dynamics of Structures, 5th Edition, Pearson, USA.
- Griffin, D.W.P., Mirza, O., Kwok, K., and Kaewunruen, S. (2014), “Composites for railway construction and maintenance: A review”, *The IES Journal Part A: Civil & Struct. Eng.*, 7 (4), 243-262.
- Griffin, D.W.P., Mirza, O., Kwok, K., and Kaewunruen, S. (2015), “Finite element modelling of modular precast composites for railway track support structure: A battle to save Sydney Harbour Bridge”, *Aust. J. of Struct. Eng.*, 16 (2), 150-168.
- Indraratna, B., Salim, W., and Rujikiatkamjorn, R. (2011), *Advanced Rail Geotechnology - Ballasted Track*, CRC Press, The Netherlands.
- Kaewunruen, S. (2014a), "Monitoring in-service performance of fibre-reinforced foamed urethane material as timber-replacement sleepers/bearers in railway urban turnout systems." *Struct. Monitoring & Maintenance*, 1(1): 131-157 (invited).
- Kaewunruen, S. (2014b), "Monitoring structural deterioration of railway turnout systems via dynamic wheel/rail interaction." *Case Studies in Nondestructive Testing and Evaluation*, 1(1): 19-24.
- Kaewunruen, S., Kimani, S.K. (2017), ‘Damped frequencies of precast modular steel-concrete composite railway track slabs’, *Steel and Composite Structures*, in press.

- Kaewunruen, S. and Remennikov, A.M., (2016), 'Current state of practice in railway track vibration isolation: an Australian overview', *Australian Journal of Civil Engineering*, 14(1): 63-71.
- Kaewunruen, S., Griffin, DWP., Mirza, O. and Kwok, K. (2015), 'Resilience-based design of precast steel-concrete composites for railway track slabs', *Proceedings of the 13th International Railway Engineering Conference*, Edinburgh, UK, June 30 - July 1, 2015.
- Kaewunruen, S., Mirza, O., Thomson, D., (2016), "Responses and vulnerability of composite railway track slab to train derailments," *Proceedings of the 24th UK Conference of the Association for Computational Mechanics in Engineering*, 31 March - 1 April 2016, Cardiff University, Cardiff, UK.
- Kaewunruen, S.; Li, D.; Chen, Y.; Xiang, Z. (2018), Enhancement of Dynamic Damping in Eco-Friendly Railway Concrete Sleepers Using Waste-Tyre Crumb Rubber. *Materials*, 11, 1169.
- Kimani, S.K., Kaewunruen, S. (2017), 'Free vibrations of precast modular steel-concrete composite railway track slabs', *Steel and Composite Structures* 24 (1), 113-128.
- Lam, D., Dai, X., Kuhlmann, U., Raichle, J., Braun, M., (2015), "Slim-floor construction—design for ultimate limit state", *Steel Construction* 8 (2), 79-84.
- Lam, D. and El-Lobody, E. (2001), 'Finite Element Modelling of Headed Stud Shear Connectors in Steel-Concrete Composite Beam', in A Zingoni (ed.), *Struct. Eng., Mech. and Comp.*, Elsevier Science, Oxford, pp. 401-408.
- Li, F., Wu, P., and Liu, D. (2012), "Experimental study on the cable rigidity and static behaviors of AERORail structure", *Steel and Comp. Struct.*, 12(5): 427-444
- Li, J., Huo, Q., Li, X., Kong, X. and Wu, W. (2014), "Dynamic stiffness analysis of steel-concrete composite beams", *Steel and Comp. Struct.*, 16(6): 577-593.
- Li Y. and Conte J.P., (2016), "Effects of seismic isolation on the seismic response of a California high-speed rail prototype bridge with soil-structure and track-structure interactions", *Earthquake Engineering & Structural Dynamics*, 45, 15, (2415).
- Malveiro, J., Ribeiro, D., Calçada R., Delgado, R., (2014), "Updating and validation of the dynamic model of a railway viaduct with precast deck", *Structure and Infrastructure Engineering* 10 (11), 1484-1509.
- Malveiro, J., Sousa, C., Ribeiro, D., Calçada R. (2018a), "Impact of track irregularities and damping on the fatigue damage of a railway bridge deck slab", *Structure and Infrastructure Engineering* 14 (9), 1257-1268.

- Malveiro, J., Ribeiro, D., Sousa, C., Calçada R. (2018b), “Model updating of a dynamic model of a composite steel-concrete railway viaduct based on experimental tests”, *Engineering Structures* 164, 40-52.
- Mirza, O., Kaewunruen, S., Kwok, K., and Griffin, D.W.P.. (2016), “Design and modelling of pre-cast steel-concrete composites for resilient railway track slabs”, *Steel and Comp. Struct.*, 22 (3), 537-565.
- Montenegro, P.A., Calçada, R., Vila Pouca, N., Tanabe, M. (2016), “Running safety assessment of trains moving over bridges subjected to moderate earthquakes”, *Earthquake Engineering & Structural Dynamics* 45 (3), 483-504.
- Montenegro, P.A., Neves, S.G.M., Calçada, R., Tanabe, M., Sogabe, M., (2015), “Wheel–rail contact formulation for analyzing the lateral train–structure dynamic interaction”, *Computers & Structures* 152, 200-214.
- Remennikov, A.M., Kaewunruen, S. (2008) A review of loading conditions for railway track structures due to train and track vertical interaction, *Struct. Cont. and Health Monitoring*. **15**(2), 207-234.
- Remennikov, A.M., Murray, M.H., and Kaewunruen, S. (2012), “Reliability based conversion of a structural design code for prestressed concrete sleepers,” *Procs of the Inst of Mech Eng: Part F J of Rail and Rapid Transit*, 226(2): 155-173.
- Remennikov, A.M., Kaewunruen, S. (2014) Experimental load rating of aged railway concrete sleepers, *Eng. Struct.*, 76(10): 147-162.
- Standards Australia, (2003) AS2327.1 2003, 'Composite structures - Simply supported beams', *Australian Standards*, Sydney, Australia.
- Standards Australia, (2004) AS5100-2004, 'Bridge design', *Australian Standards*, Sydney, Australia.

Table 1: Precast steel-concrete composite slab panel materials properties

Material	Properties
Concrete	28 days cube strength, f'_c : 50N/mm ²
	Short-term modulus of elasticity: 34652N/mm ²
	Poisson ratio: 0.2
	Mass: 2400Kg/m ³
Profiled steel sheeting (High Tensile Steel Bondek II profile manufactured by BHP Building Products)	Yield stress: 550N/mm ²
	Thickness: 1.0mm
	Modulus of Elasticity: 200000N/mm ²
	Poisson ratio: 0.3
Tensile and shear steel reinforcement (D500N grade)	Yield stress: 500N/mm ²
	Modulus of Elasticity: 200000N/mm ²
	Poisson ratio: 0.3
Shear studs	Yield stress: 420N/mm ²
	Modulus of Elasticity: 200000N/mm ²
	Poisson ratio: 0.3
Supporting steel girders	Yield stress: 300N/mm ²
	Modulus of Elasticity: 200000N/mm ²
	Poisson ratio: 0.3

Table 2: Natural frequencies and associated modes of the slab panel

Mode of vibration	Natural frequency (Hz)	Modal mass participation factor					
		X	R _X	Y	R _Y	Z	R _Z
1 st mode - transverse bending	2.5981	-3.66E-03	-4.72E+02	-2.92E-01	5.93E+00	2.19E-05	1.41E+00
2 nd mode- transverse bending	4.1649	-1.52E-06	1.25E+03	8.80E-05	-2.05E+00	1.13E+00	-4.39E-04
3 rd mode-transverse bending	6.8800	5.09E-02	2.77E+03	1.71E+00	-8.23E+01	6.24E-04	-1.92E+01
4 th mode-torsion	9.7121	-1.35E+00	3.95E+01	2.44E-02	2.19E+03	-1.39E-06	4.94E+02
5 th mode-transverse bending	12.3709	-1.78E-05	1.26E+03	-4.31E-05	2.78E+01	1.66E-01	1.06E-03
6 th mode –transverse bending	20.8487	2.61E-03	-1.93E+02	-1.19E-01	-4.23E+00	9.70E-07	-2.60E-02
7 th mode-torsion	21.1339	1.21E-04	1.89E+01	-3.59E-05	3.09E+02	-9.94E-04	6.11E-03
8 th mode transverse bending	27.1507	7.13E-06	6.71E+02	7.81E-04	-1.87E+00	1.18E-03	-7.58E-03
9 th mode- torsion	32.3012	4.68E-01	6.40E+01	3.93E-02	-7.58E+02	-5.61E-04	1.14E+02
10 th mode-transverse bending	37.1369	-5.42E-05	2.01E+01	-6.61E-04	-5.79E+00	-4.85E-02	-2.99E-03
11 th mode- bi-directional bending	38.8362	-2.68E-03	7.00E+01	4.35E-02	3.87E+00	3.01E-04	7.59E-01
12 th mode-torsion	42.3631	-3.08E-04	-1.35E+01	2.86E-05	3.79E+02	2.33E-03	-7.31E-02
13 th mode-transverse bending	46.0272	-6.96E-03	-5.24E+02	-3.23E-01	1.13E+01	2.11E-04	8.12E-01
14 th mode-torsion	46.7509	-1.52E-01	-2.46E+01	-1.52E-02	2.45E+02	-2.34E-05	-9.59E+01
15 th mode-torsion	51.2766	1.16E-02	1.27E+02	8.15E-02	-1.71E+01	-7.05E-04	1.12E+01

List of Tables

Table 1: Precast steel-concrete composite slab panel materials properties

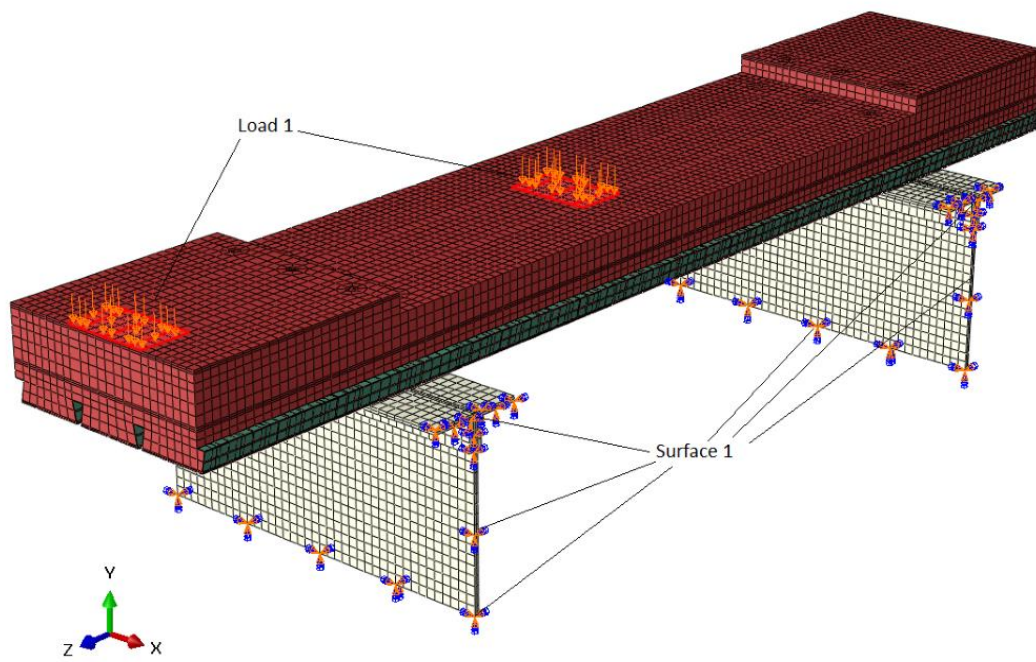
Table 2: Natural frequencies and associated modes of the slab panel

List of Figures

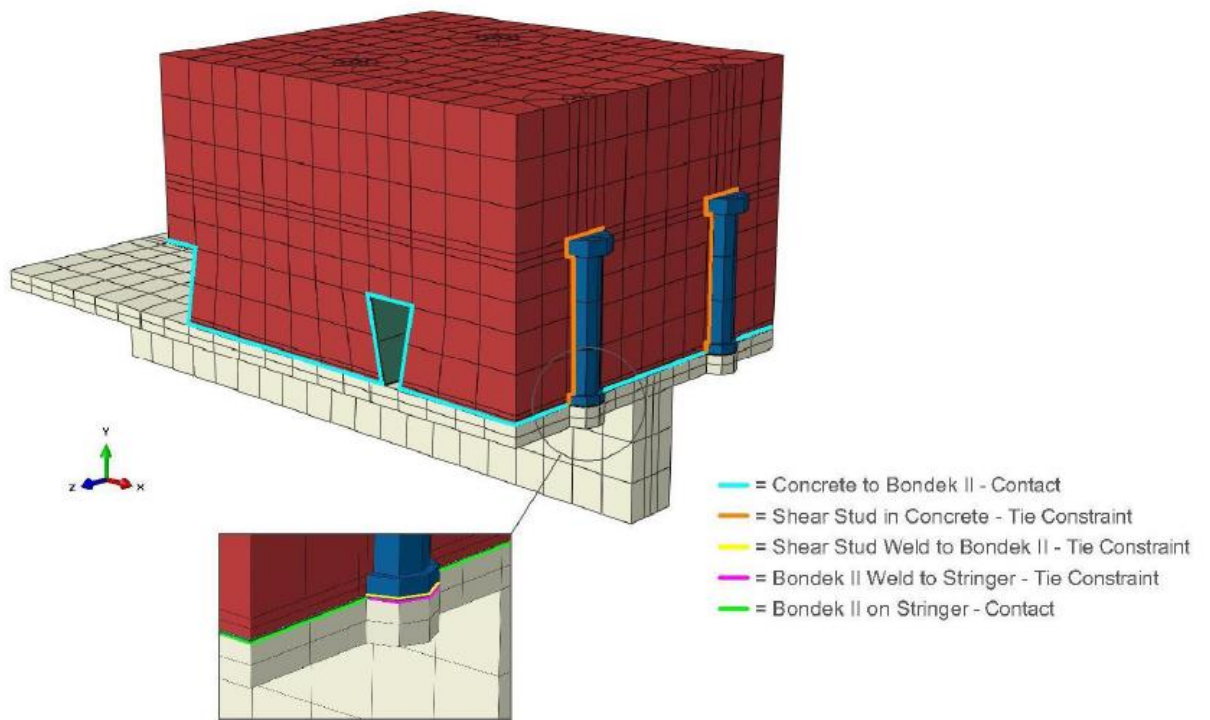
Figure 3: Model, contacts and interactions of composite track slab panel

Figure 4: Corresponding modeshapes

Figure 5: Modal crossover phenomena due to changes in mass

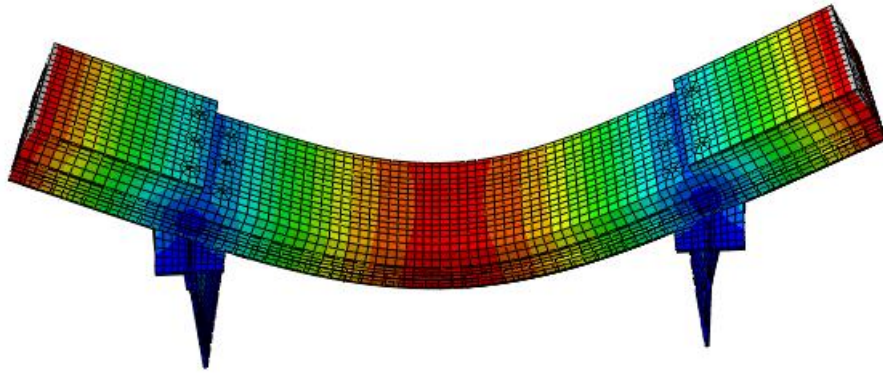


a) full model of the track slab over bridge girders




b) boundary condition and interfaces

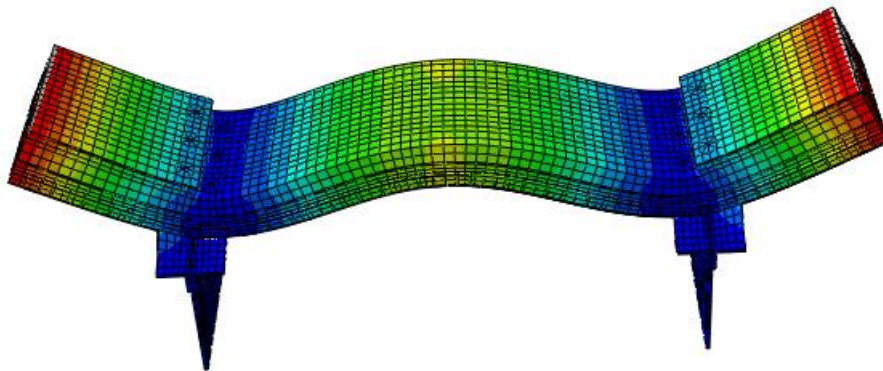
Figure 1: Model, contacts and interactions of composite track slab panel



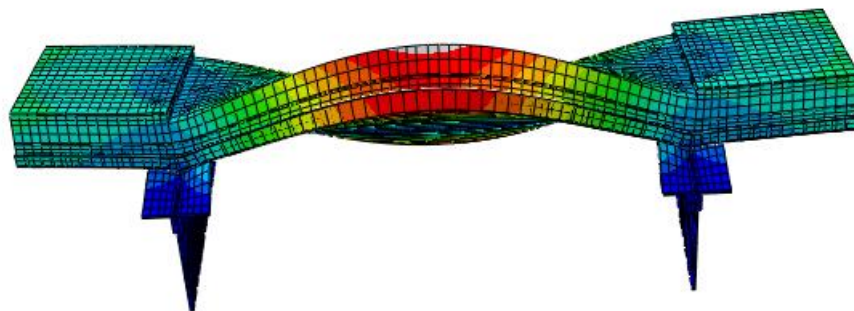
a) 1st mode – transverse bending, natural frequency 2.5981Hz



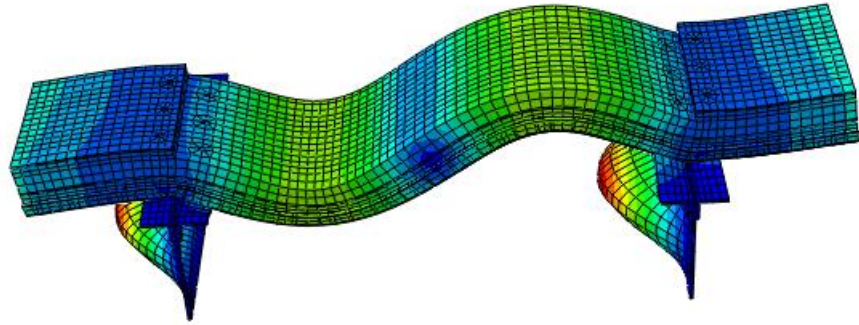
b) 2nd mode – transverse bending, natural frequency 4.1649Hz



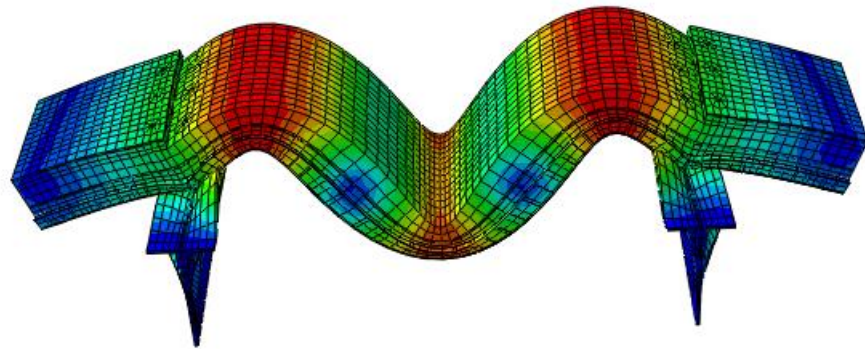
c) 3rd mode – transverse bending, natural frequency 6.8800Hz



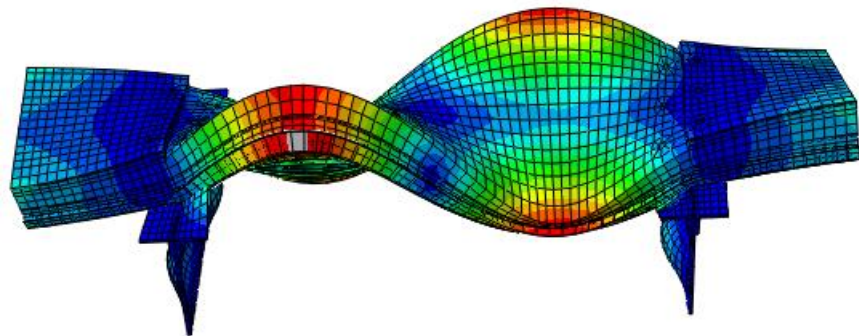
d) 4th mode – torsion, natural frequency 9.7121Hz



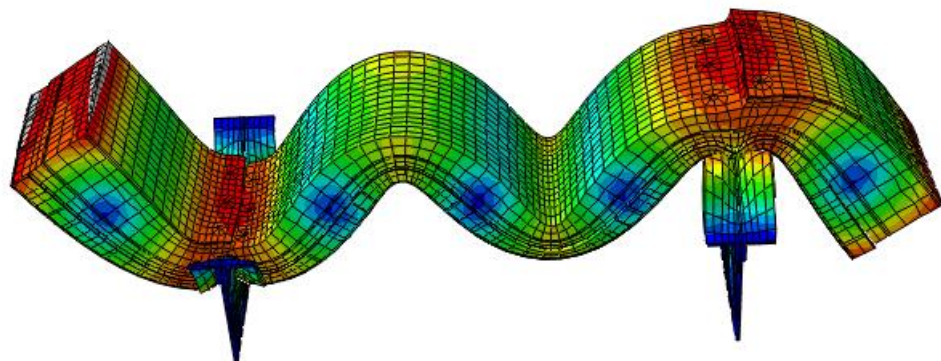
e) 5th mode – transverse bending, natural frequency 12.3709Hz



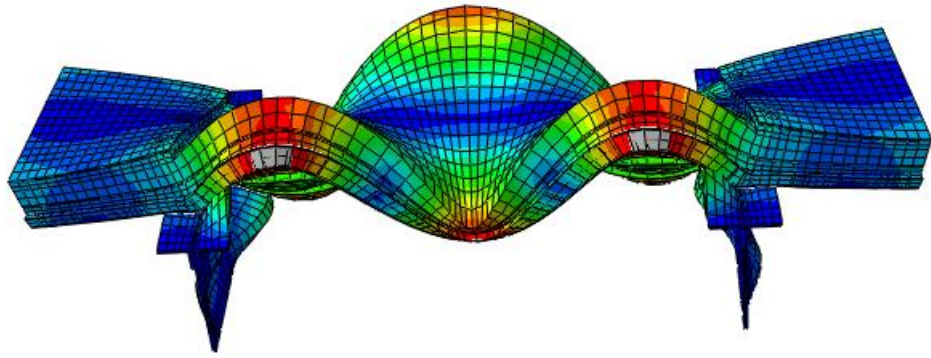
f) 6th mode – transverse bending, natural frequency 20.8487Hz



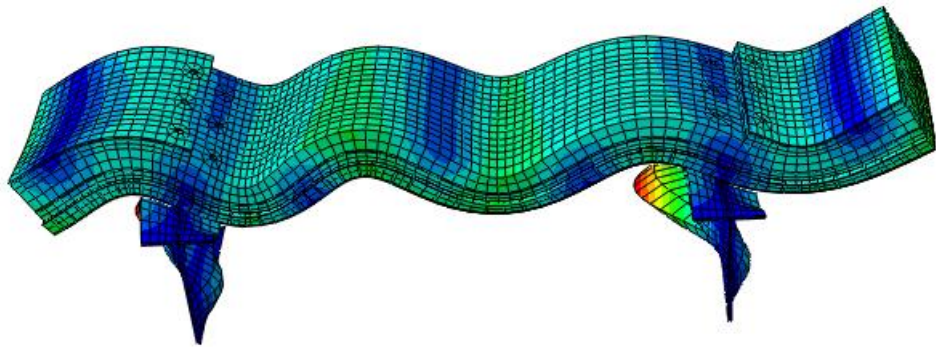
g) 7th mode – torsion, natural frequency 21.1339Hz



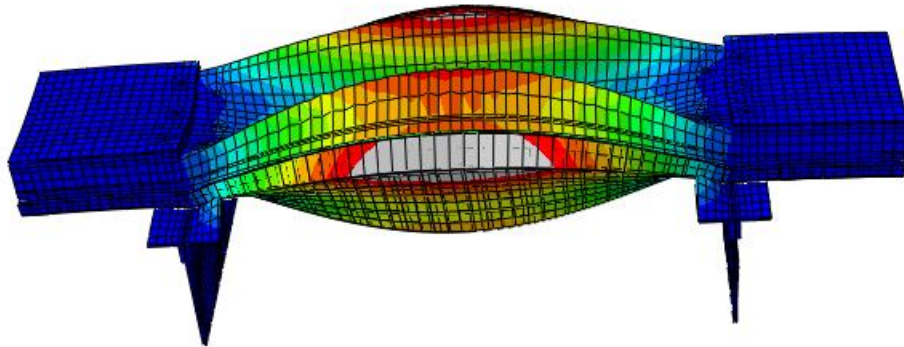
h) 8th mode – transverse bending, natural frequency 27.1507Hz



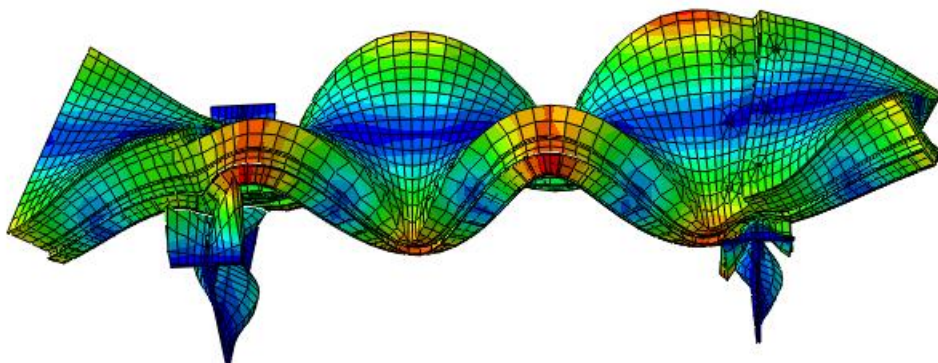
i) 9th mode – torsion, natural frequency 30.3012Hz



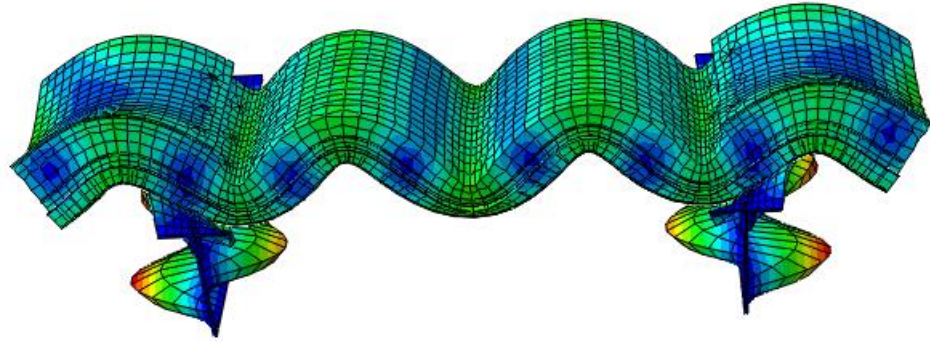
j) 10th mode – transverse bending, natural frequency 37.1369Hz



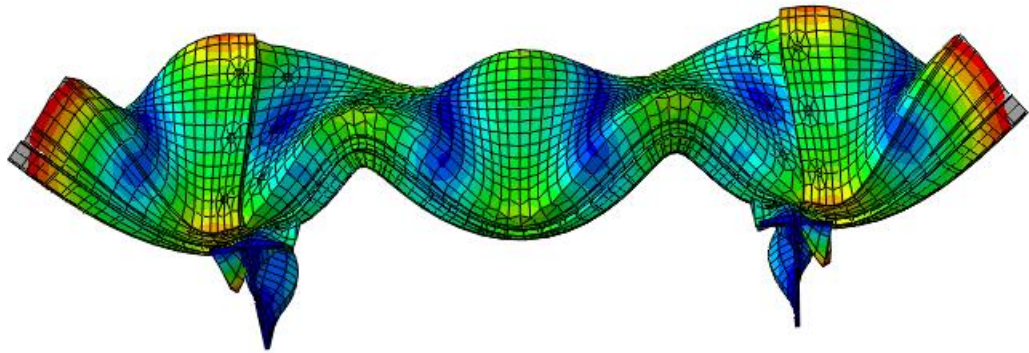
k) 11th mode – bi-directional bending, natural frequency 38.8362Hz



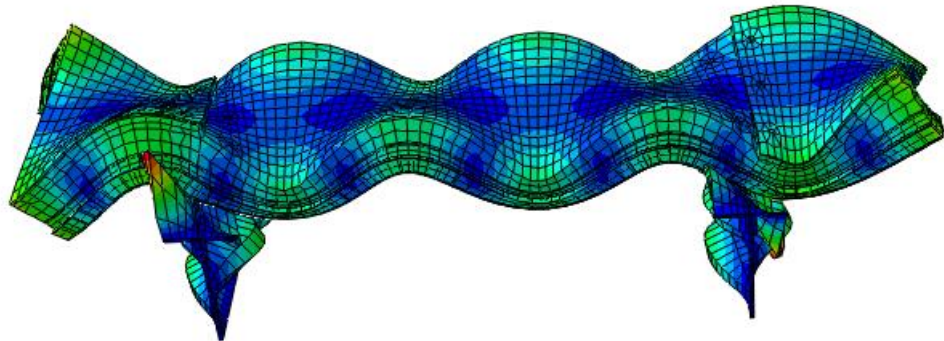
l) 12th mode – torsion, natural frequency 42.3631Hz



m) 13th mode – transverse bending, natural frequency 46.0272Hz



m) 14th mode – torsion, natural frequency 46.7509Hz



n) 15th mode – torsion, natural frequency 51.2766Hz

Figure 2 Corresponding modeshapes

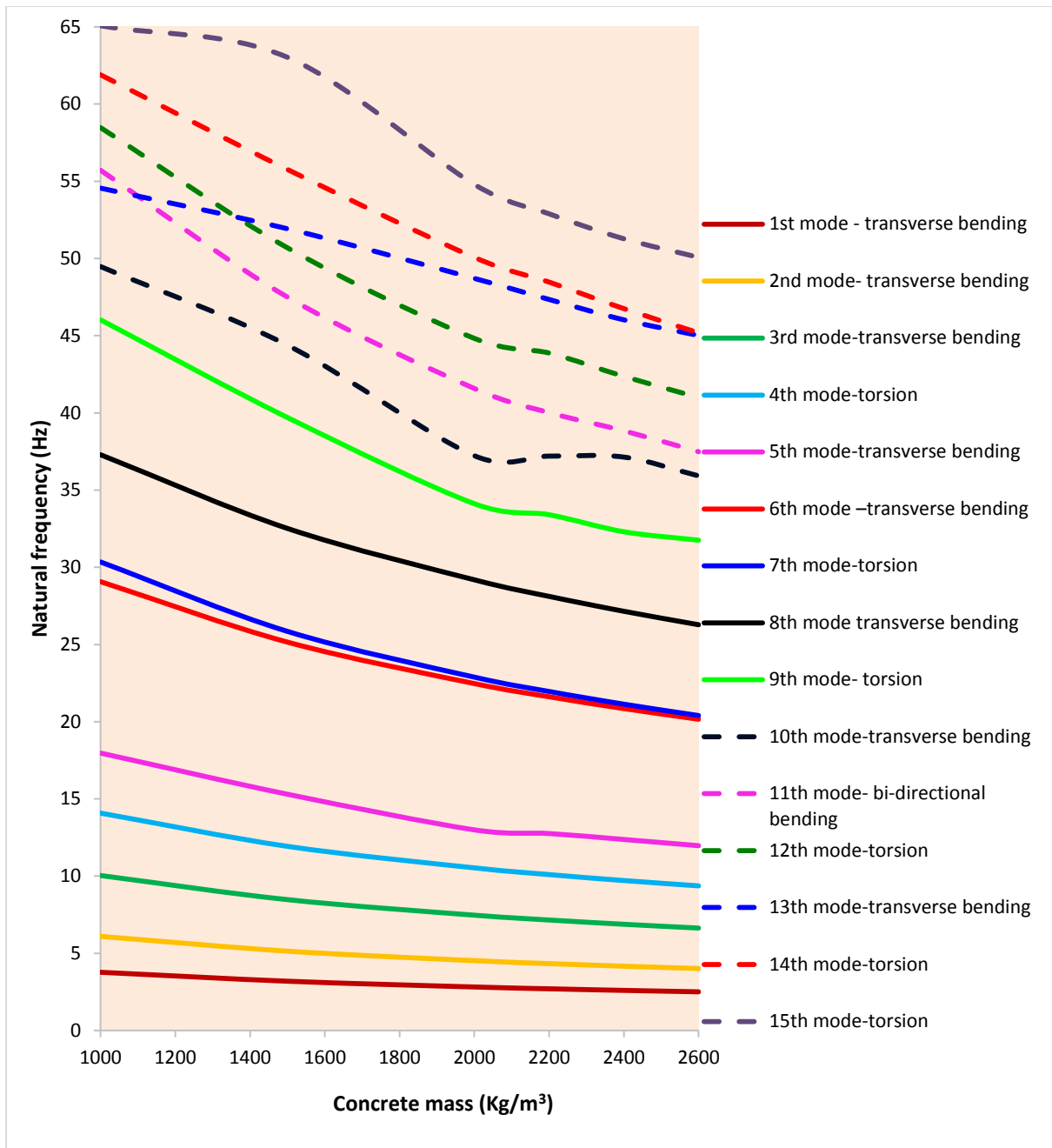


Figure 3 Modal crossover phenomena due to changes in mass