

# Sourcebook of Living Arrangements and Social Networks of Older Adults in the Netherlands

Questionnaire and Data Documentation  
of the NESTOR-program,  
Main Study 1992 and  
Network Study 1992-1995

Theo van Tilburg  
Pearl Dykstra  
Aart C. Liefbroer  
Marjolein Broese van Groenou

# Sourcebook of living arrangements and social networks of older adults in the Netherlands

Questionnaire and data documentation of the NESTOR-program, Main Study 1992 and Network Study 1992-1995

Theo van Tilburg  
Pearl Dykstra  
Aart C. Liefbroer  
Marjolein Broese van Groenou

Departments of  
Sociology & Social Gerontology  
and  
Social Research Methodology,  
Vrije Universiteit Amsterdam

Netherlands  
Interdisciplinary  
Demographic  
Institute,  
The Hague

*Acknowledgements*

The data were collected in the context of the research program "Living arrangements and social networks of older adults". This research program is conducted at the departments of Sociology & Social Gerontology and Social Research Methodology of the Vrije Universiteit in Amsterdam, and the Netherlands Interdisciplinary Demographic Institute in The Hague. The research is supported by a program grant from the Netherlands Program for Research on Ageing (NESTOR), funded by the Ministry of Education, Culture and Sciences and the Ministry of Health, Welfare, and Sports. The Network Study was made possible by a fellowship from the Royal Netherlands Academy of Arts and Sciences (K.N.A.W.), awarded to the first author.

*Copyrights*

All rights reserved. No part of this publication may be reproduced, stored in a retrieval system, or transmitted, in any form or by any means, electronic, mechanical, photocopying, recording, or otherwise, without the prior written permission of the management of the NESTOR-LSN-program.

*Address*

dr. T.G. van Tilburg  
Vrije Universiteit Amsterdam  
Social Gerontology, Faculty of Social Sciences  
De Boelelaan 1081c  
1081 HV Amsterdam  
The Netherlands  
e-mail [TG.van.Tilburg@fsw.vu.nl](mailto:TG.van.Tilburg@fsw.vu.nl)  
phone +31 - 20 444 6870  
+31 - 20 444 6804 (general number of the Department)  
+31 - 20 444 7777 (general number of the Vrije Universiteit)  
fax +31 - 20 444 6810 (Department)

---

# Table of contents

Preface	5
Summary of the research program	7

## Part A: *Main Study (1992)*

Sample and data collection	15
Overview of the questionnaire of the face-to-face interview	30
Introduction to the structure of the data files	34
Overview of data files	43
Questionnaire and variables	49

### *Appendices*

Example of a programmed questionnaire	246
List of variables	255
List of SPSS data files	270

## Part G, H, I: *Network Study (1992-1995)*

Introduction	273
Sample and data collection	277
Overview of data files	284
Questionnaire and variables	290

### *Appendices*

Example of a programmed questionnaire	337
List of variables	348
List of SPSS data files	353

References	354
------------	-----



---

## Preface

This sourcebook contains the documentation of the data of the Main Study and of the Network Study of the NESTOR-program Living arrangements and social networks of older adults, as it stands March 12, 2003. Errata will be listed in the forthcoming documentations of the data of the Longitudinal Aging Study Amsterdam.

A large number of people have made great efforts during the process of collecting the data of the Main Study. Kees Knipscheer, Jenny Gierveld, Theo van Tilburg, Pearl Dykstra, Aat Liefbroer, Marjolein Broese van Groenou and Edith de Leeuw were responsible for the content of (sections of) the questionnaire. Theo van Tilburg and Aat Liefbroer programmed the questionnaire. Marius de Pijper was very helpful with the programming of the questionnaire and of the management program on the computers. During the interviewing, Edith de Leeuw (Amsterdam), Fleur Thomése (Wormerland and Waterland), Aat Liefbroer (Zwolle and surroundings), and Pearl Dykstra (Oss and surroundings) supervised the interviewers, coordinated by Marjolein Broese van Groenou. Mik van der Klundert and Inke Wisse, assisted by Yolande Brands, Jan Poppelaars, Cornelia Peeck, Pien van der Kooi and Jutte Koekebakker, managed the contacts with respondents and interviewers. The interviewers were M. Abeling, M.F. Baar, A.H. Barf-Smid, J.M.P. Bijnen-Willems, M.N.A. Blanc, S.C.G. Blijendaal, H.E.T. Bloemenkamp, J.D. de Boer, A. de Boer, G. Brakel-Schotkamp, E. Breebaart, T.C. Buddingh, H.G.A. Bulk, A.W. Craje, A. Dalvoorde, C. Danje ter Horst, W. Deenik, A.J. van Dijk-Zwart, M.E. Feddema, S. de Gans, R. de Gruyter, H.M. de Haan-Remkes, M.J.H. Hagedoorn-Viskaal, J.C. Haveman, I.J.W. van Heeswijk, J. Hofland, F.K. Hoogendorp-van Aalderen, J.H.C.V. Jilesen, M.G. de Jonge-den Hartog, J.B.M. de Jonge-Winkelman, Y.W. van Klingeren, D. Knoop, L.M. Koldewee, H.A. de Koning, B.P.L.M. van der Kroft, F.F. Lamkamp, J. Langendijk-Oliemeulen, J. de Leeuwe, C. Leeuwin, B. Maes, J.M.G. Majoor-van den Bergh, G. Makkinga, N.A. Manhave, E.M. Manuel, M.R. Mastenbroek-Guichelaar, A.P. van der Meiden-Mooij, E. Meulenbroek, A.H. Michielse, W.F.M. van Mourik, R. van der Mueren, W.H. Muns-Winkelaar, I. Nyklicek, H.K. Paassen, F. Pearson, E. Pijfers, P.J.A. Pijpers, M.S. Pinas, M.G.G. Rebel-de Gier, P. Rensen, E.C. van Riel, E.G. van Roest, A.W.A.M. de Ruijter-van Zuijlen, H.A. Schaap, A. Schaapman-Harsevoord, J.M. van Schadewijk-Eykemans, M.J. Smit-Molenaar, D. Snijders-Schreurs, A.F. Staarman, P.E.A.M. Steeman, A.A.M. van der Steen, A.M. Sterk-Schat, J.L. Swagerman-Beekman, G.H. Timmerman-van Elburg, G. Uffels-de Olde, J.M. Velthoven, A.R.J. Visser-Albers, M. Vonk, K. de Vos, J.H.M. Walboomers, J.A. van Wees, P.H.R.M. Westebring, J.M.V. Wierdsma, J.C. Wijnen-Naaktgeboren, M.A. Wijnschenk, J.A.C. Zijlstra, and E.M. Zonjee. The data were stored by Theo van Tilburg and Aat Liefbroer.

Theo van Tilburg and Jan Poppelaars managed the data collection for the Network Study. They were assisted by Conny Veltman.

The editors

Amsterdam / The Hague, March 12, 2003



---

## Summary of the research program

The research program "Living arrangements and social networks of older adults" (Leefvormen en sociale netwerken van ouderen) (Knipscheer et al., 1990) has been developed on request of the Netherlands Program for Research on Aging (Nederlands Stimuleringsprogramma Ouderenonderzoek; NESTOR) steering committee. The aim of this committee, which was installed by the Ministry of Welfare, Health and Cultural Affairs and by the Ministry of Education and Science, is to develop a national plan for research on aging, and to supervise and guide the execution of this plan. The aim of NESTOR is to strengthen the position of aging research in the Netherlands by stressing the improvement of the scientific infrastructure and the stimulation of international collaboration. "Living arrangements and social networks of older adults" is one of the topics selected by the NESTOR steering committee as part of their national plan for research on aging. Previous research carried out at three scientific institutes, namely, the Department of Sociology and Social Gerontology at the Vrije Universiteit in Amsterdam, the Department of Social Research Methodology at the Vrije Universiteit in Amsterdam, and the Netherlands Interdisciplinary Demographic Institute (NIDI) in The Hague, provided the expertise required for the topic.

### *Objective*

The objectives of the program are the following. First, it aims to provide insight into the determinants of living arrangements of older adults, their kin and non-kin networks. Second, it aims to provide insight into the outcomes of living arrangements of older adults, and their kin and non-kin networks in terms of the availability of the social support essential for daily functioning, for coping with problems associated with life events, and for maintaining well-being. The third objective is to use these insights to separate the assumptions essential to the constructing of models predicting future trends in living arrangements and networks from the assumptions which are not.

The perspective adopted in the research program is one which emphasizes the autonomy of older adults, i.e. their ability to manage on their own. However, contrary to many of the studies into the conditions underlying their ability to manage alone, which tend to emphasize individual characteristics, such as the level of cognitive performance or health status, this program centers on characteristics of the social matrix in which older adults are embedded. In other words, the focus is on the importance of the personal relationships for daily functioning, for coping with life events and for maintaining well-being. More specifically the focus is on living arrangements of older adults and their social networks.

The desire to move beyond an exclusive focus on individual characteristics is not the only reason for focusing on relationships of older persons. Another consideration is that it is particularly in personal relationships that the impact of broader changes in society is reflected. The economic, demographic and cultural changes of recent decades have led to changes in relationships available to people and/or in the conditions providing opportunities for social interaction. It is unclear what the implications are for the individual older adult. How do older persons deal with the changing conditions of personal relationships and how will they deal with these changes in the future? It should be pointed out that relationships of older adults are also subject to changes associated with the aging process itself. For this reason, the (possible) implications of changes in personal relationships which are associated with changes in society must be considered in relation with life course changes in personal relationships.



*Research questions*

The *first* question is: what are the *determinants* of living arrangements of older adults, their kin and non-kin networks? Living arrangements refer to housing, household composition and residential environment. Housing relates to the situation of an older adult living in a private household or in an institution of some kind. Household composition concerns the matter of the older adult living alone, or sharing the household. If the latter is the case, data are gathered about the household members, whether they are a marital partner, a non-marital partner of the same or of the opposite sex, family members (e.g. adult children, elderly parents, siblings etc.) and/or non-family related individuals. The question of residential environment refers to the location such as close to adult children and/or other family members, or whether the person lives in a area with a relatively high or relatively low sub-population of older adults, and whether the person is a relative newcomer or a long term resident. It is likely that housing, household composition and residential environment lay down the restrictions and opportunities which an older person has for establishing and maintaining the relationships which decide their social networks. The proposed research program aims to provide insight into the manner in which this occurs.

The *second* question is: what are the *outcomes* of having a specific living arrangement, kin and non-kin network in terms of the support received, and consequently in terms of daily functioning, coping with life events and maintaining well-being? People who are surrounded by other people, who have others available to assist them now and then with practical services, to give positive feedback or to show their affective concern, generally experience a higher level of well-being than those who lack such ties with others. It is put forward that the support provided by social network members helps to protect older persons from experiencing negative outcomes, helps them in their efforts to improve their situation, and helps them respond to adverse events. The support is considered adequate if it meets older persons's needs for well-being and makes it possible for them to arrange their own lives. Several theoretical models can be used to examine the adequacy of support. One is the model of ecological congruence which emphasizes a lock-and-key fit between the demands for particular types of support and the supply of support. Another acknowledge that analyses of the adequacy of support should not only take into account the actual provision of support but also whether or not the support matches the expectation of the individual. Cognitive process approach stressing personal perceptions and evaluations, provide a fruitful framework for such analyses.

The *third* question is: how can insights into the determinants and outcomes of living arrangements of older adults, their kin and non-kin networks be *applied* in the construction of more realistic models of future trends in living arrangements and networks? The usefulness of future prognoses depends upon the validity of the assumptions upon which they are founded. Knowledge obtained through the proposed research program can be used in the construction of more realistic models, more realistic in the sense of a broader awareness of the validity of the assumptions upon which they are based. It is proposed that there are two ways in which this aim can be achieved. The first is through the analysis of trends in living arrangements, kin and non-kin networks. Knowledge about trends in living arrangements and networks can provide an indication of the extent to which predictions about future cohorts of older adults can be based upon characteristics of past and present cohorts. The second is through the analysis of inter-individual variability. More particularly, research into the conditions determining the relations between well-being on the one hand and living arrangements or network characteristics on the other is proposed. Such knowledge can provide insight into the question as to whether differences in living arrangements or in networks among older adults can be glossed over or should be taken into account.

*Data collection*

The aim of collecting data for the Main Study was twofold. First of all, the aim was to provide descriptive information about the living arrangements<sup>1</sup> and social networks of older adults (the Main Study). A large-scale survey based on a representative sample was expected to provide such information. Secondly, the Main Study provided the information necessary to carry out the two subsidiary studies. Respondents who experienced the transition to widowhood will be followed longitudinally. The widowhood study is still ongoing and therefore not documented in this sourcebook. A second study is the Network Study, which is described in detail in the part GHI of this sourcebook. Identification of the respondents to be followed in the Network Study took place on the basis of data collected during the Main Study. Furthermore, during the Main Study, additional information has been collected on selected groups of respondents. Research questions to be addressed in specific projects motivate the selection of these groups.

The Main Study consisted of face-to-face interviews conducted among 4494 older adults in 1992. The response rate was 61.7%. A stratified sample of older adults has been taken from the population registers of eleven municipalities, in three regions of the Netherlands. The sample was stratified according to sex and year of birth. By not introducing additional stratification criteria, it remains possible to generalize the findings in a relatively simple way to the population of the selected regions and municipalities.

The selected years of birth were 1903 through 1937, so that the respondents vary in age from 54 to 89. The mean age of the respondents is 72.8 ( $SD= 10.0$ ). By including these cohorts in the sample, data are available about people who grew up and reached maturity before and during the Depression and during or after the Second World War. These differences are likely to be reflected in the history of the composition of their households (e.g. membership of three-generation households, co-residence with parents as newly-weds due to housing shortage) or in the timing and the likelihood of marriage and the birth of children. In addition, data are available on older adults who, at the time of the interview, find themselves in different age-related circumstances. A large proportion of the youngest respondents face the transition from employment to retirement, and from having a family with children to having an "empty nest". A considerable number of the oldest respondents may be facing the transition from health and independent functioning to physical ailments and restricted independent functioning. They may be facing possible admission into a home for older persons. Furthermore, there is, with increasing age, an increasing chance of widowhood (with its associated changes in the composition of the household, and changes in the social network) and the increasing chance of death of social network members.

*Collaboration in data collection with other research programs*

In the framework of the Longitudinal Aging Study Amsterdam (LASA), the respondents of the NESTOR-LSN-survey born after 1908 are being followed up until the year 2000 to observe changes in their physical, emotional, cognitive and social functioning. At the Dipartimento di Statistica e Matematica Applicata all'Economia, Università degli Studi di Pisa, Italia, data were collected on living arrangements and social networks of older adults living in North-Western Tuscany, Italy, in collaboration with the NESTOR-LSN-program. Therefore, this documentation will pay attention to the links between the data of the NESTOR-LSN Main Study on the one hand, and the LASA-data and the data of Tuscans on the other hand.

---

<sup>1</sup> Since 1971, there was no census in the Netherlands.

*Management of the program*

A program management team is responsible for laying down and monitoring the policy as far as scientific, personnel, financial and managerial aspects are concerned. The members of the project management team are: Prof. Dr C.P.M. Knipscheer (chair / program director), Prof. Dr J. Gierveld, Dr T.G. van Tilburg, and Dr P.A. Dykstra. With NESTOR-funds, project researchers are appointed. The main objective of the project researchers is to answer the research questions. Tasks from the senior researchers are also delegated to the project researchers. Project juniors are involved in data collection and data analysis. Assistants ("assistent in opleiding" or "onderzoeker in opleiding") are employed for a four-year period, at the end of which they must have completed their dissertations. They are involved in specific projects.

*Societal relevance and policy implications*

The program will contribute in many ways to a better understanding of an aging society and will promote reflections on the consequences of the changing structure and culture of the Dutch society, especially as far as it concerns living arrangements and social networks of older people. These reflections will direct policy development in the next decades. The relevance of this program can be located in three areas: description and insight into life course related determinants, challenging the negative image of older persons, and insight for the prediction of future changes.

*Publications*

A key publication is published (Knipscheer et al., 1995), with an overview of most of the topics of the research program. A list of other publications is available on request.

Overview of LSN and LASA data collections<sup>1</sup>

	LSN Main Study (base line)	LSN Network Study <sup>2</sup> wave 1	LASA wave 1	LSN Network Study wave 2	LSN Network Study wave 3
subject	living arrangements and social networks	(changes in) support exchanges between network members	(changes in) physical, emotional, cognitive and social functioning	see wave 1	see wave 1
started	Jan '92	Apr '92	Sep '92	Apr '93	Jun '94
finished	Dec '92	May '93	Oct '93	Mar '94	Mar '95
M # days after Jan 1, 1992	97	97+153	97+323	97+153+358	97+153+358+367
sample	birth cohorts 1903-1937 <sup>3</sup>	mainly younger	birth cohorts 1908-1937	see wave 1	see wave 1
questionnaire	face-to-face, written	personalized mail	face-to-face, written, medical interview	see wave 1	see wave 1
N respondents <sup>4</sup>	4,494	580	3,107	461	396
M age respondents	72.8	69.0	70.8	69.8	70.1
age range	54.1-89.4	54.7-89.6	54.8-85.6	55.7-90.5	56.7-91.5
N network members <sup>5</sup>		2,602		1,985	1,532
M age network members		52.0		53.0	53.9

<sup>1</sup> Not included are the LSN-study on widowhood and the LASA-study on depression (both ongoing, longitudinal with five waves), and the second and following waves of the LASA-study (scheduled for 1995-1996 and 1998-1999).

<sup>2</sup> The respondents in the LSN Network Study are a subsample of the older adults interviewed in 1992 and a selection of the network members mentioned by these older adults in the interview.

<sup>3</sup> The sample was stratified by year of birth and sex.

<sup>4</sup> Anchors in the LSN Network Study.

<sup>5</sup> Anchors and a selection of their network members are respondents in the LSN Network Study.



Part A

Main Study 1992



---

## Sample and Data Collection

This chapter gives some general information on the steps taken to collect data for the NESTOR program "Living arrangements and social networks of older adults" (LSN). The first step was to determine the projected sample. The next section focuses on the sampling criteria, the selection of municipalities and how the names and addresses of the sample members were obtained. The next step involved the recruitment, selection and training of the interviewers and is described in the section on interviewers. The planning and actual implementation of the data collection is the subject of the following section. The outcome of these steps is the actual sample, and some of its background characteristics are presented in the section on the realized sample. In the two final sections of this chapter, information is given about the non-response of the sample and the representativeness of the realized sample in comparison with the relevant categories of the Dutch population.

### Determination of the sample

#### *Sample criteria*

The primary intention was to obtain a representative sample of older Dutch males and females in various age categories. To get this representative sample, use was made of population registers in municipalities all across the Netherlands. For reasons of efficiency and cost control, the selection was restricted to the following *three regions*: the northeast, the southeast and the west of the Netherlands. These regions can be viewed as representing differences in culture, religion, urbanization and aging. No strict criteria were used to specify these regions. The northeast region includes all of the province Overijssel and the northeastern part of Gelderland and Flevoland. In addition to Zwolle as a city, this region contains various smaller cities and many rural villages. The west includes the Randstad, which is the urban agglomeration of the Netherlands. The Randstad contains the four major cities Amsterdam, The Hague, Rotterdam and Utrecht. What we call the southeast region covers the eastern part of the province North Brabant. The major city is 's-Hertogenbosch. The people live in cities and villages with a relatively low level of urbanization.

The choice of these three regions was guided by the following factors. The regions differ totally with respect to religion: the majority of the population in the northeast is Protestant, in the southeast Roman Catholic. The population in the west is mixed with respect to religion. The northeastern and southeastern regions are low in population density. Many older adults live in small rural villages and are limited in their mobility by the poor availability of public transportation. The west is densely populated. The western region differs from the northeastern as well as the southeastern one with respect to the high degree of urbanization, the availability of public transportation and the mixture of religions. In addition to the choice of regions, a wide range of differences in urbanization was also accomplished by selecting at least two municipalities in each region, a large or medium-sized city (high population density) and one larger rural town or several smaller ones (low population density).

The sample was stratified according to sex and year of birth. Stratification according to *sex* was called for because men and women generally differ as regards structural opportunities for interacting with others. More specifically, older men and women differ with respect to their living arrangements and whether or not they have a partner. In order to stratify the sample according to *age*, we selected years of birth ranging from 1903 to 1937, so that on January 1, 1992 the respondents varied in age from 54 to 89. The lower age limit was chosen because people above 54 are increasingly included in the category of senior citizens. The youngest age cohorts are on the verge of experiencing changes in their work situation and living arrangements



(empty nest). The upper age limit of 89 was chosen because people older than 89 are increasingly less able to participate in the lengthy interview as planned.

The total number of respondents to be interviewed was set at 4,000. This figure was chosen because it made it possible for the total of 70 different categories of sex and years of birth to be filled with numbers high enough for complex data analyses.

#### *Selection of the municipalities*

Every effort was made to select a sample that was representative of the Dutch population aged 55-89 years with respect to region and degree of urbanization. The selection of the sample took place in the autumn of 1991, and the available population statistics dated back to January 1, 1990. One guideline with respect to regional variation was the entire population aged 50 and older in 1990 in the Netherlands. Of this population, 45% lived in the western provinces, 31% in the northeastern provinces and 24% in the southern provinces of the Netherlands (NCBS, 1990a). Three degrees of urbanization were distinguished: rural area, small or medium-sized cities, and large cities. Of the national population aged 55-89, 46% lived in rural area, 27% in small or medium-sized cities and 27% in large cities (NCBS, 1990b).

A combination of the two criteria, regional variation and degree of urbanization, provided a guideline for the number of respondents from the various municipalities to be selected in the sample. The decision was made to include only one of the four major Dutch cities (Amsterdam, The Hague, Rotterdam, Utrecht) in the sample, and to focus in the other regions on medium-sized cities. In all three regions, several small towns or villages in rural areas had to be selected. Given the projected percentages in the margin row and column and the sample size of 4,000, the number of persons to be selected from the municipalities in the various regions could be calculated. The results of these calculations are presented in Table 1.

Table 1 Projected number of respondents in sample by region and degree of urbanization

region	degree of urbanization			Total	
	rural	small and middle sized cities	large cities	abs	%
west	720	-	1,080	1,800	45
northeast	700	540	-	1,240	31
southeast	420	540	-	960	24
Total	abs 1,840	1,080	1,080	4,000	
	% 46	27	27		100

As central municipalities, Amsterdam in the west, Zwolle in the northeast and 's Hertogenbosch in the southeast of the Netherlands were chosen. However, 's Hertogenbosch did not agree to participate in the study under the set conditions. This was due to the fact that they only wanted to participate if we used a willingness procedure (respondents returned cards to the city council indicating that they were willing to participate). As an alternative, Oss was selected. A few criteria were set to select the rural municipalities. They had to have a low population density and be oriented towards the main city in the region. To balance the large numbers of Roman Catholics in the southeast, municipalities that were largely Protestant were selected in the northeast.

In the west, two municipalities north of Amsterdam were chosen: Wormerland and Waterland. Both of them were new municipalities that had only been in existence as such since

January 1991, and were composed of several large and small villages in a relatively large rural area. According to Table 1, in each of these two municipalities about 360 respondents were to be interviewed.

In the northeast, Zwartsluis and Nieuwleusen were chosen as the largely Protestant municipalities. Nieuwleusen did not agree to participate in the study on the set conditions (they only wanted to participate if we used a willingness procedure) and was replaced by two municipalities, Genemuiden and Hasselt. Since Zwartsluis, Genemuiden and Hasselt were small and densely populated communities, Ommen was chosen as a fourth municipality with a more rural character and lower population density. The four municipalities were together to provide a total of 700 respondents. Considering the differences in size, the decision was made to interview 300 persons in Ommen, 100 in Genemuiden, 100 in Hasselt and 200 in Zwartsluis.

In the southeast, we chose Uden as an urbanized rural municipality. Boekel was chosen because it is a small farming village. We planned to interview 420 respondents in these two municipalities, 240 in Uden and 180 in Boekel. Figure 1 shows the location of the selected municipalities in the Netherlands.

Most of the municipalities provided the sample addresses without any problems. In Amsterdam and Boekel, however, the municipality only agreed to cooperate if a refusal procedure was used, with the municipality directly addressing the selected group. The sample members had to make clear by returning a card that they were not willing to be approached by the researchers from the Vrije Universiteit. If they did not return the cards within three weeks, their addresses were given to the researchers. Despite the fact that this procedure involves a selection bias of the sample, we agreed to the procedure because we did not want to lose Amsterdam for the study. In the case of Boekel, we agreed because the alternative rural municipalities used the same refusal procedure.



Figure 1. Location of the eleven municipalities in the Netherlands

#### *Stratification by sex and year of birth*

As has been noted above, the decision was made to stratify the sample by sex and year of birth. This means the same number of males and females was to be selected for each year of birth. In addition, the sample was selected in such a way that after five years, the number of males and females in the oldest age categories would still be large enough to be studied. The reason for this was that the LSN program is linked with the Longitudinal Aging Study Amsterdam (LASA), which is to provide a ten-year follow-up on the LSN sample. Based on NCBS survival rates of the population in the 55 to 84 age group (NCBS, 1990c), weights were calculated to determine the number of males and females in each age category. The decision was made not to include persons aged 85 to 89 (year of birth 1903-1907) in the weight measurement, since this would lead to a very large oversampling of this age category. The number of persons aged 84 was calculated for these age categories. This would have resulted in an oversampling of the oldest age categories in the sample, but the samples of most of the smaller municipalities did not contain enough persons (especially males) in the oldest age category. The projected number of respondents in the oldest age category was thus relatively low (columns projected in Table 2).

The section after the next section discusses the extent to which efforts were made to have the resulting sample meet the original criteria.

Table 2 Respondents by year of birth and sex; projected and realized (*To be continued*)

Year of birth	male					female				
	projected		realized		realized/ projected	projected		realized		realized/ projected
	abs	%	abs	%	%	abs	%	abs	%	%
1903-07	284	14	337	15	119	286	14	352	15	123
1908-12	431	22	383	17	89	390	20	391	17	100
1913-17	328	16	378	17	115	310	16	334	15	108
1918-22	274	14	289	13	105	273	14	300	13	110
1923-27	242	12	272	12	112	253	13	321	14	127
1928-32	226	11	267	12	118	248	12	313	14	126
1933-37	215	11	270	12	126	240	12	287	12	120
Total	2,000	100	2,196	100	110	2,000	100	2,298	100	115

Table 2 *Continued*

Year of birth	total				
	projected		realized		realized/ projected
	abs	%	abs	%	%
1903-07	570	14	689	15	121
1908-12	821	21	774	17	94
1913-17	638	16	712	16	112
1918-22	547	14	589	13	108
1923-27	495	12	593	13	120
1928-32	474	12	580	13	122
1933-37	455	11	557	12	122
Total	4,000	100	4,494	100	112

### The interviewers

The aim was to conduct 4,000 interviews in six months, starting in January 1992. Rather than work with the same interviewers for the entire period, the decision was made to recruit and train three teams of interviewers, each of which would work for a period of two months. Practical considerations guided this decision. For each period, a group of about 38 interviewers had to be recruited and selected. The tight time schedule meant that each interviewer had to interview 40 persons within an eight-week period. Prior to each period, a four-day interview training was scheduled.

Concerning the recruitment of the interviewers, two major decisions were made. Firstly, local interviewers were recruited, who lived in or near the municipalities in the study. One of the reasons was to save on travelling costs and travelling time. An additional advantage was that local interviewers could understand or speak the dialect spoken in the region. Particularly in the northeast and the southeast of the Netherlands, this was expected to increase the participation on

the part of the respondents. Another reason was that the respondents were to be approached by the interviewers in person. This was expected to increase the response of the older adults. Since it was expected that on the average, several attempts to contact the respondent would be necessary before making an appointment, interviewers who lived in or near the municipalities were preferred. The decision to use locally-based interviewers meant we had to advertise in local daily and weekly newspapers. In addition to living in the region, a few other criteria were used in selecting the interviewers, like availability and flexibility in spare time during the day, a general educational level, and being between 22 and 55 years old.

In total 44 interviewers (including 7 backups) were hired for the first period (January and February 1992). In the second period (March and April 1992), 30 new interviewers (including 4 backups) were hired and 18 of the old interviewers and backup interviewers extended their contracts for the second period. In the third period (May and June 1992), a total of 15 new interviewers were hired and trained and 20 interviewers and backup interviewers continued their contracts. A total of 88 interviewers were hired during the process of data collection.

#### *Training the interviewers*

The goal of the training was fourfold: (1) to practice difficult parts of the questionnaire and hypothetical difficult interview situations, (2) to become acquainted with the respondents and practice how to contact and interview them, (3) to become acquainted with the administrative procedures concerning obtaining new addresses, contacting the supervisor, and returning the completed interviews, and (4) to become acquainted with the use of the computer and the contents of the face-to-face interview. After two days of training, the third day was reserved for practicing the interview with an older adult in the surrounding of the interviewers. These pilot interviews were one of the things that were discussed at the fourth and final day of the training. Each training was given by two persons, the regional supervisor and a co-trainer. Use was made of a videotape on interview training, in which several rules of interviewing were demonstrated. Role playing enabled the trainees to practice difficult situations in the interview situation.

#### *Supervising the interviewers*

Members of the research staff served as supervisors and phoned the interviewers every week. They discussed the progress they were making and the contents of the interviews. All interviews were taped provided the respondent did not object. Interviewers sent taped interviews to their supervisors weekly. The supervisor listened to selected parts of the tapes and discussed interview style, suggestive questioning, handling difficult situations and so forth with the interviewers. Three to four weeks after the start of each interview period, a meeting was held to discuss interview problems with the total group of interviewers in each region. The supervisors were informed every week by the computer output as to how many interviews had been conducted and how many prospective respondents refused to cooperate.

## Planning and course of the data collection

#### *Selecting and approaching the respondents*

From the samples drawn from the registers of the municipalities, addresses were selected to be approached by a specific interviewer. This selection of the respondents was done completely by computer. The respondents were selected randomly within strata of year of birth, sex and municipality. Weekly checks were performed to obtain information about the number of persons interviewed in each stratum. Once a sufficient number of persons of a certain year of birth and sex had been interviewed, this stratum was taken out of the selection. Strata with high non-

response obtained larger weights, so that more of the respondents in these strata would be selected for approach.

The selected respondents received a letter introducing the study and asking them to participate in it. It announced the arrival of an interviewer within the next few days to make an appointment for an interview. A flyer was also enclosed with more information about the objectives of the study and the background of the researchers.

At the same time as the letters were sent to the prospective respondents, information about the address, age and sex of the respondents was sent to the interviewer. The interviewer approached the prospective respondents (preferably on the doorstep and not by phone) and asked them to participate in the study. If they agreed to participate, an appointment was made for the interview. At the time of appointment, the interviewer went to the home of the respondent with a laptop computer and conducted the interview. After returning home the interviewer filled out a number of questions related to the course of the interview and the respondent's behavior.

If the respondent was not at home, the interviewer was instructed to approach the respondent again and again, for as long as the interviewer participated in the project. If the interviewer's contract expired and the respondent still had not been reached, another interviewer in the same region continued to try. The approach attempts were carried out until the closing date of the period of data collection (December 1992). If a prospective respondent refused to cooperate, the interviewer was asked to state the reason as well as whether the respondent refused right away or after some discussion. At a later stage (October 1992), a selection of the persons who refused were approached again with a request to participate in the study.

If physical or mental deficiencies prevented the respondent from being able to participate in a lengthy, one-hour-and-a-half interview, the interviewer had the option to choose the short version of the interview. In the event of possible mental deficiencies, the interviewer performed a shortened mental-state test to aid the decision whether to continue the full interview. If a respondent obtained a low test score, the interviewer chose the short version of the questionnaire.

If, as a result of physical and mental deficiencies, the interviewer was not even able to conduct a short version, he or she tried to obtain the name and address of a proxy. This was to be a person close to the respondent, who could answer a few questions about the living and health situation of the respondent. At a later stage in the data collection, these proxies were contacted by phone to answer a few questions about the respondent.

### *Completing the data collection*

The period when prospective respondents were approached was from January 3 to July 12, 1992. After this date, no new prospective respondents were approached to participate in the study, although efforts were made to increase the response. The first step was to re-approach people who had been classified as *not-reached*. They had been in the hospital at the time, or had moved to another part of the region or were abroad or on vacation, and were approached again from July 12 to December 1, 1992. They received a revised letter of introduction. An interviewer would then contact them to try and set an interview date.

The second step was to re-approach people who had initially *refused* to participate in the study. Starting in October, they received a letter with another request to participate in the study. A few days later they were called on the telephone and asked to respond to the letter. If they agreed to participate, their names and addresses were sent to an interviewer in the region and they were approached to set a date for the interview. Not all respondents who had refused were approached a second time. Only the respondents who had used "soft" reasons for not participating the first time were selected. For example, they had been ill or lacked the time or interest to take part in an interview. Since the interviewer recorded the reason for the refusal at

the first approach, it was possible to select only those respondents who had given some leeway for arguments.

### Realized sample

By the end of December 1992, a total of 4,494 respondents had participated in the study. Proxy interviews had been conducted with another 217 respondents. This section gives a short description of the realized sample. First it is compared with the projected numbers of males and females and in each birth cohort (Table 2) and the total numbers in each municipality (Table 3). Table 2 shows that in each stratum, the projected number of interviews was realized, with the exception of the males born in 1908-1912. The intention was to overrepresent the oldest old, based on the requirements for the longitudinal follow-up by LASA<sup>2</sup>. Our efforts resulted in a mean age of 72.8 years, whereas a mean of about 71.8 years would have been expected if the strata had been sampled equally. However, the overrepresentation of the oldest old was less than had been projected (mean projected age: 73.2 years). Table 3 shows that the distribution of the respondents by municipality corresponded fairly well to the projected distribution. Table 4 shows the sampling proportion.

Not all 4,494 respondents completed a full interview. Various versions are possible: a full interview was completed (4,053; 90.2%) or terminated at some point before the end (94; 2.1%); a short interview was completed (342; 7.6%) or terminated at some point before the end (5; 0.1%).

#### *Course of the interviews*

In Figure 2 the number of interviews are presented graphically by week. The data collection started January 6, the second week of 1992. The first and second dips in the figure represent the weeks when the interviewers were being trained, so that only a small number of interviews were conducted. Up to week 28 (ending July 12) the cooperation of 4,299 respondents was obtained, with 3,880 interviews completed in the long version of the questionnaire, 90 terminated, and 323 completed in the short version. Although the number of completed interviews in the long version of the questionnaire was less than 4,000, the aim of collecting data from 4,000 older adults was reached. About a month earlier, the decision had been made to give the addresses of respondents who had not been approached earlier - especially of respondents in some of the municipalities and some of the strata of sex and year of birth which were lagging behind the aimed number of respondents - to a number of selected interviewers only, the best. In reviewing the resulting number of completed interviews at any moment during the data collection period, we should bear in mind that the administration was always lagging behind the actual situation. When we sent a letter to a sample member, it took an average of 46 days (SD= 71.3, median= 14 days, mode= 7 days) before the sample member was interviewed. Then it took the interviewer one or two weeks to report on the approaches. From week 29 onward, the efforts to re-approach the respondents started, and came to a small peak in week 45-49 when approaching the former refusers was organized most intensely.

---

<sup>2</sup> After the start of the data collection by NESTOR-LSN, LASA decided to include only respondents born later than 1907 in the follow-up.

Table 3 Characteristics municipalities; Projected and realized sample by municipality

municipality	region	population (x 1000)	area (km <sup>2</sup> )	urbanization	density (x100)	% 65+/15+ population	interviews			
							projected		realized	
							abs	%	abs	%
Amsterdam	west	714	161.9	>2,500	44	17	1,080	27.0	1,296	28.8
Waterland	west	18	52.5	500-1,000	3	11	360	9.0	380	8.5
Wormerland	west	14	38.4	500-1,000	4	12	360	9.0	365	8.1
Zwolle	northeast	97	95.8	1,500-2,500	10	16	540	13.5	549	12.2
Genemuiden	northeast	8	28.0	500-1,000	3	13	100	2.5	158	3.5
Ommen	northeast	18	186.6	<500	1	17	300	7.5	363	8.1
Zwartsluis	northeast	4	11.6	<500	4	16	200	5.0	211	4.7
Hasselt	northeast	7	41.2	500-1,000	2	12	100	2.5	132	2.9
Oss	southeast	52	31.3	1,000-1,500	17	13	540	13.5	533	11.9
Uden	southeast	36	62.9	1,000-1,500	6	10	240	6.0	311	6.9
Boekel	southeast	9	34.5	<500	3	12	180	4.5	196	4.4
							4,000	100.0	4,494	100.0

Population at January 1, 1992 (NCBS, 1992b); other data from the "Quarter and Neighborhood Register 1993" (Wijk- en buurtregister 1993, WBRJ93) composed by the Netherlands Central Bureau of Statistics. Urbanization is the mean number of addresses per squared kilometer within a circle with a radius of one kilometer. Density is the number of inhabitants per square kilometer.

Table 4 Number of respondents in LSN, total population, and sampling fraction, according to sex and birth cohort

cohort	males			females			all		
	LSN	Nether-lands	fraction	LSN	Nether-lands	fraction	LSN	Nether-lands	fraction
1933-37	270	368,049	.0007	287	366,948	.0008	557	734,997	.0008
1928-32	267	338,784	.0008	313	360,934	.0009	580	699,718	.0008
1923-27	272	290,760	.0009	321	341,528	.0009	593	632,288	.0009
1918-22	289	231,885	.0012	300	304,055	.0010	589	535,940	.0011
1913-17	378	159,600	.0024	334	247,275	.0014	712	406,875	.0017
1908-12	383	96,649	.0040	391	188,169	.0021	774	284,818	.0027
1903-07	337	45,064	.0075	352	110,657	.0032	689	155,721	.0044
total	2,196	1,530,791	.0014	2,298	1,919,566	.0012	4,494	3,450,357	.0013

Population at January 1, 1992 (NCBS, 1992b, p. 28-29)

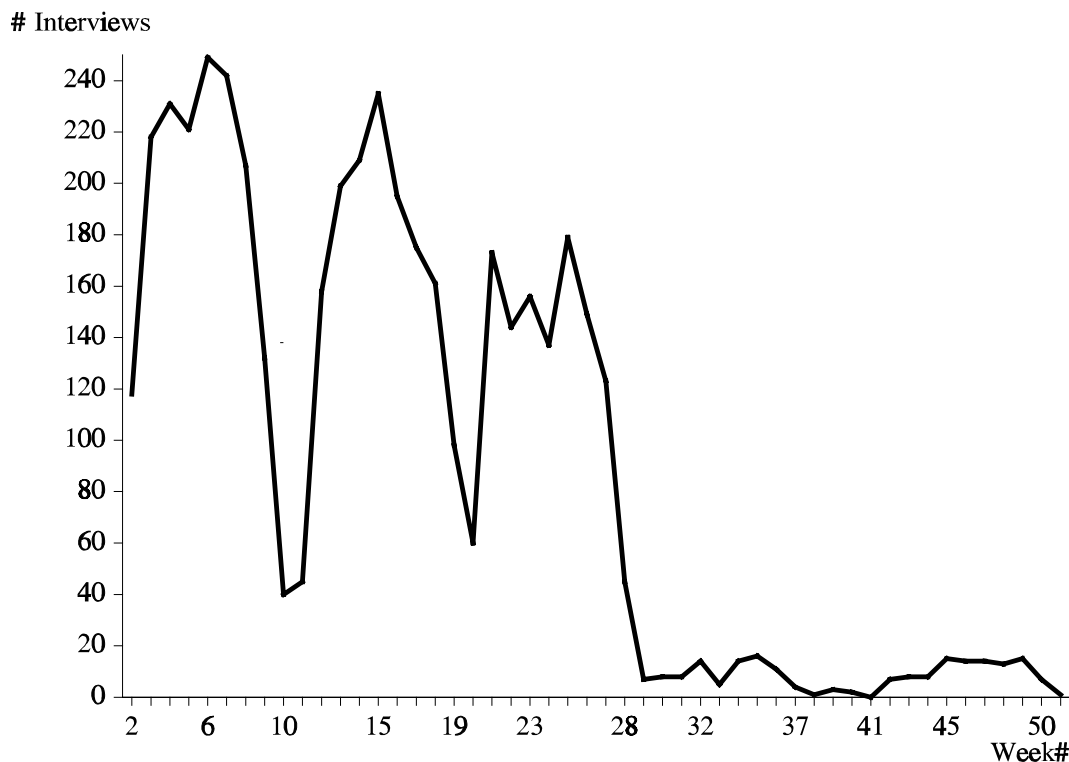


Figure 2. Number of interviews by week (starting week 2, January, and finishing week 51, December 1992)

### Non-response

Non-participation in surveys is increasing in societies that have traditionally used the survey method extensively. In most West European countries and in the United States, response rates to social science surveys have declined in the last two decades and this trend toward non-participation is especially strong in the Netherlands (De Heer, 1992).

Age is one of the strongest correlates of non-response. Older people feel a stronger resistance to surveys and the refusal rate among the older adults is high in general social surveys (Herzog & Rodgers, 1988). But, there is also some evidence that they tend to cooperate more readily in surveys which are of direct interest to them (Hoinville, 1983). In the literature (see for a review Groves, 1989) on non-response, two potential reasons for the higher refusal rate among the older adults are stated. Firstly, fear of the unknown and of victimization can make older people reluctant to open their doors to strangers (Herzog & Rodgers, 1989). The same fears can also make people less inclined to interact with strangers and invite them in their homes. Secondly, social disengagement might help explain the reduced cooperation of the older adults in general surveys (Goyder, 1987). Relatively little research has been conducted to test these hypotheses.

In designing and implementing our survey, we did our utmost to overcome the anticipated low response rates. For instance, to help overcome their fear of the unknown, all potential respondents received a letter in advance introducing the survey and the interviewer. The name and address of the sample member was in the heading of the letter, the name and phone number of the interviewer was included in the text, and the letter was signed in blue pencil by the



program director. Also, all interviewers were issued an identity card with their photograph on it, and were instructed to keep this card ready and show it even before the respondents asked for it. During the interviewer training, special attention was devoted to how to convince and reassure hesitant respondents. Furthermore, to overcome their disinterest, an attractive brochure was sent to all potential respondents explaining the study and emphasizing its importance and its direct significance for the respondent. An extended field period was planned to accommodate respondents who were temporarily indisposed, and a small gift was offered to all respondents as a token of appreciation for their help. Beside these activities directed to the individual sample member, information was sent to local institutions (e.g. homes for the elderly), general practitioners, and local papers, which resulted in some publicity.

#### *Overall non-response*

The response rate is defined as the number of interviews that actually were completed divided by the number of all sampled cases in which an interview could have been completed (Groves, 1989, p. 141). This rate most clearly estimates the number of all eligible persons measured by the survey procedure. This results in an overall response rate of 61.7%<sup>3</sup>, which is comparable to response rates for the general population of the Netherlands (De Heer, 1992). Considering the non-response problems when interviewing an population of older adults, the results are satisfactory. A detailed non-response breakdown is given in Tables 5 and 6.

Table 5 Review of response and non-response (*To be continued*)

	refusal via municipi- pality	not used	lang uage	ill (no proxy data)	ill (proxy data)	died or moved	not con- tacted	un- known	refusal	inter- viewed
Amsterdam	1,222	297	14	81	45	95	23	2	445	1,296
Waterland		297		17	11	174		1	213	380
Wormerland		410	1	19	13	13			159	365
Zwolle		798		52	34	33	3	1	297	549
Genemuiden		214		18	19	4	1		96	158
Ommen		734		23	19	21			203	363
Zwartsluis		592		13	3	15			169	211
Hasselt		23		6	10	5	1		101	132
Oss		771	1	42	33	29			246	533
Uden		185		31	12	18			121	311
Boekel	121	200	1	9	18	4			42	196
Total	1,343	4,521	17	311	217	411	28	4	2,092	4,494

When reading Table 5, two things should be noted. First, the 'refusal via municipality' column gives the results of the special sampling procedure used by the municipalities of Amsterdam and Boekel. In the first step of approaching the respondents, which was conducted by the municipality, sampled persons could inform the municipality that they would prefer not to be approached by the Vrije Universiteit. In that case, their addresses were not disclosed to the research group. These first-step refusals are roughly divided into eligible refusals (e.g., I'm not interested, privacy problems) and ineligible refusals (e.g., sampled person died, is too ill to be interviewed). We need those estimates of the size of those two categories when we compute the

<sup>3</sup> The comparable figure for the birth cohorts 1908-1937 (the LASA sample) is 62.3%.

response rate. The estimates are based on the percentage of the contacted ineligible and refusals in Amsterdam (Table 6) and Boekel. The estimated eligible first-step refusals have been added to the number of contacted refusals to calculate the response rate. Second, sampled persons who had died or moved to other (nonsampled) municipalities were counted as ineligible. Persons who were too ill to be interviewed, including those for whom short proxy interviews were available, were also itemized as ineligible.

Table 5 *Continued*

	response via municipality (%)	response via LSN (%)	total response (%)	idem birth years ≥1908 (%)
Amsterdam	73.8	73.4	54.2	55.1
Waterland	-	64.0	64.0	64.6
Wormerland	-	69.7	69.7	70.1
Zwolle	-	64.6	64.6	64.2
Genemuiden	-	62.0	62.0	63.3
Ommen	-	64.1	64.1	65.0
Zwartsluis	-	55.5	55.5	55.9
Hasselt	-	56.4	56.4	56.7
Oss	-	68.4	68.4	68.6
Uden	-	72.0	72.0	72.1
Boekel	87.3	82.4	71.9	71.9
Total *		67.9	61.7	62.3

\* The percentage of the total response (61.7) is based on the weighted response in the subsamples (see Table 6 for an example).

Table 6 Computation of response rate (%) in Amsterdam (first approach by municipality, second approach by LSN)

	N	approach		total
		first	second	
approached, not eligible (14+81+45+95)	235			
refusal via LSN (23+2+445)	470		26.6	19.6
refusal via municipality	1,222			
- estimated as not eligible: $235/(235+470)*1222$	407.3			
- estimated as refusal: $470/(235+470)*1222$	814.7	26.2		
available from municipality	2,298	73.8		
not used	297			
approached by LSN: 2298-297	2,001			
eligible: 2001-235	1,766			
'used' refusals via municipality: $(1766/2298)*814.7$	626.1			26.2
interviewed	1,296		73.4	54.2
total		100.0	100.0	100.0

### *Specific non-response with respect to region*

Response rates in the Netherlands differ according to the region. For instance, on the average response rates in the province of Brabant in the south are higher, while response rates in the city of Amsterdam are lower (Louwen, 1992). In presenting response rates by region, we divided the region west in Amsterdam, which is viewed as a difficult region, and Wormerland-Waterland, which is a rural area with a higher expected response rate. The Amsterdam response rate was 54.2%, in Wormerland-Waterland it was 66.6%, in Zwolle and surroundings 61.8%, and in Oss and surroundings 70.1%. These response rates form a well-known pattern: fewer responses in Amsterdam than in the rural areas. Furthermore, it should be noted that the high refusal rate in Amsterdam was partly caused by the obligatory two-step procedure in this city. The southeast of the Netherlands exhibited the high response expected for this region despite the two-step procedure used in Boekel.

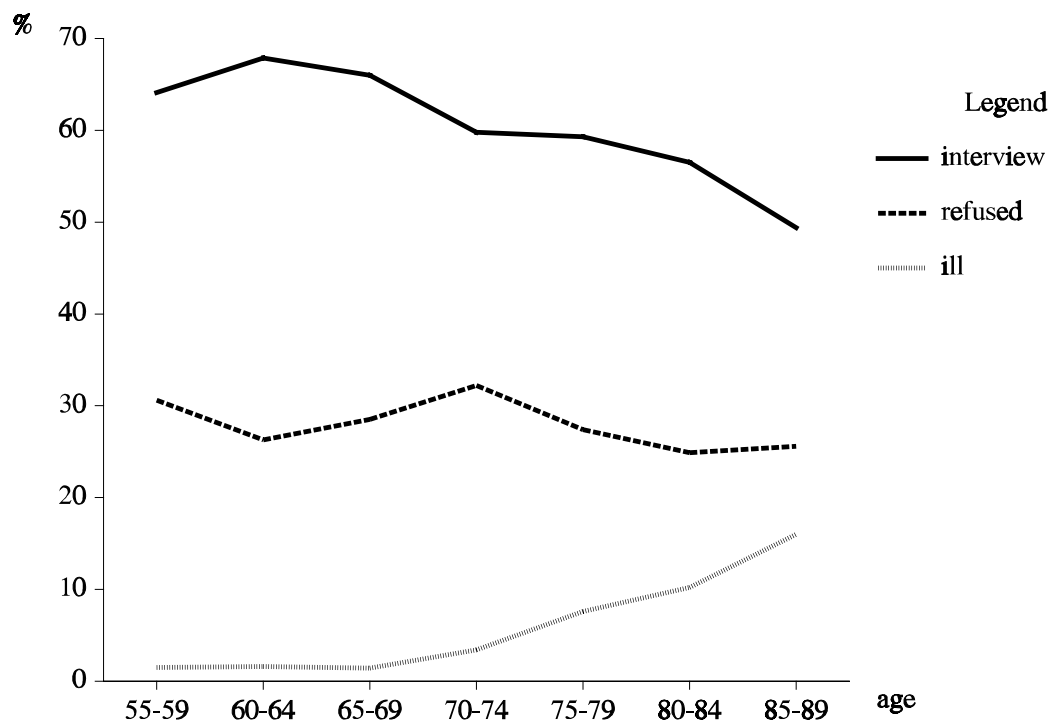


Figure 3. Response and types of non-response by age (N= 7,574)

### *Specific non-response with respect to sex and age*

Although the influence of sex on non-response has been frequently studied, there is no clear evidence for a sex difference in refusal behavior. However, the age of the sampled persons has been found to correlate with non-response in many studies, and there is overwhelming evidence that older adults are more likely to refuse cooperation (Bethlehem & Kersten, 1986; Goyder, 1987; Groves, 1989; Herzog & Rodgers, 1988).

In this study no clear differences in response behavior were detected between males and females. The only sex difference pertained to the number of sample members who died before contact was made. Of the 367 persons in this category, 61.8% was male and only 38.3% was female. However, the data on the number of sample member who died before contact was made

are not reliable: it is possible that many of them (especially in Waterland) died before the sample was drawn.

There is a clear correlation between age and response, as is shown in Figure 3. Significantly more interviews were agreed to by the younger older adults (55-69), and among the very oldest (80-89) significantly fewer interviews were completed. This same very old group was also overrepresented in the non-response due to illness. If we look at the age differences among those who refused, it is clear that the very young older adults (55-60) and people in their early seventies were overrepresented among the refusers. So in the category of the youngest sample members, we found a relatively high rate of participation and of refusal, and a relatively low rate of illness. There was thus no linear age-related refusal rate.

### Conclusions

The older adults are a difficult population to survey, and are less willing to cooperate in surveys. In this study, a special effort was made to optimize the response among the older adults. Almost all potential respondents were contacted, and the non-response was mainly due to refusals. The overall response rate was 61.7%, which is comparable to response rates for surveys of the *general* population of the Netherlands. That a survey of older adults can reach response rates as high as those for the general population is encouraging.

Around a third of the data were collected in municipalities where the city councils insisted on a two-step procedure to guard the privacy of their records. The two-step procedure gave potential respondents an easy extra opportunity to refuse by returning a prestamped postcard. It is possible that this had a negative effect on the cooperation.

Analysis of the non-response indicated that there were no clear effects of sex on non-response, but age effects did exist. There was a decline in response with increasing age with the oldest exhibiting more non-response due to illness.

## The representativeness of the realized sample

In this section we will briefly assess to what extent the realized sample was representative. In particular, with regard to three key aspects, (1) regional distribution, (2) distribution according to level of urbanization, and (3) distribution according to marital status. Sex and age are not reviewed because the sample stratification already includes these characteristics.

Table 7 shows the distribution of the realized sample<sup>4</sup> and of the total Dutch population of 55 and older (NCBS, 1992a) according to region and level of urbanization.

Table 7 Distribution of the realized sample and the population according to region and urbanization (%)

<i>Region</i>	sample	pop.	<i>Level of urbanisation</i>	sample	pop.
west	44.3	47.2	rural	40.3	41.2
northeast	32.1	31.1	small / middle size cities	19.4	20.1
southeast	23.6	21.7	large cities	40.3	38.7

<sup>4</sup> Sample distributions referred to in this section are based on respondents who participated in a complete version of the interview (N= 4,147). Excluded are the respondents who participated in the short version of the interview and the respondents for whom only a proxy interview was conducted.

With regard to the regional distribution of the realized sample, older adults were somewhat underrepresented in the western provinces and overrepresented in the northeast of the country and in particular in the southeast. To assess how representative the realized sample was regarding level of urbanization, we used a recent measure developed by the Netherlands Central Bureau of Statistics (Den Dulk, Van de Stadt & Vliegen, 1992), based on the address density of an area. To date, this is the best measure of urbanization level available in the Netherlands. As is clear from Table 7, the distribution of the realized sample regarding level of urbanization corresponds very closely to that of the total population above the age of 55 years.

Finally, we assessed the representativeness of the realized sample by comparing the distribution of respondents regarding marital status cross-classified by age and sex with the marital status distribution of the underlying population. These distributions are shown for males and females in Table 8<sup>5</sup>.

Among males there is generally a very good fit between the realized sample distribution and the distribution of the population regarding marital status. Divorced older adults are slightly underrepresented, especially among the youngest and oldest age categories, whereas widowers are slightly overrepresented, especially among the respondents between the ages of 80 and 84 years. The realized sample and population distributions of married and never married males exhibited quite a close correspondence.

Among females, the differences between the realized sample and the population were larger than among males. Overall, never married and divorced females were underrepresented and widowed females overrepresented in the realized sample. The underrepresentation of never married females was apparent in all age categories except the youngest. Divorced females were also underrepresented in most age categories, with the exception of 65-69 and 85-89 years. Widowed females were overrepresented in most of the age categories. Married females exhibited a high correspondence between the realized sample and the population.

Table 8 Distribution of the realized sample and the population according to marital status and age for males and females (%)\* (*To be continued*)

Age	Never married				Married			
	Male		Female		Male		Female	
55-59	8.1	7.2	6.0	5.4	83.8	83.2	78.3	77.3
60-64	8.4	6.9	6.0	6.3	82.4	83.3	69.5	71.6
65-69	3.1	6.0	6.0	7.3	84.3	83.1	59.5	61.8
70-74	6.9	5.4	5.0	7.8	80.7	80.8	52.9	49.9
75-79	5.4	5.5	6.8	9.1	74.8	75.1	37.7	35.0
80-84	4.7	6.4	9.4	10.7	65.2	68.5	21.1	21.5
85-89	7.5	6.4	8.8	11.9	49.3	50.4	7.7	10.9
Total	6.5	6.4	6.4	7.7	80.0	80.1	54.4	54.4

\* Sample percentages are shown first, population percentages (NCBS, 1992b) second (in italic).

<sup>5</sup> The distribution of the total male and female sample according to marital status was corrected for the overrepresentation of the older age categories in the LSN study.

Table 8 (Continued)

Age	Divorced				Widowed			
	Male		Female		Male		Female	
55-59	5.0	7.5	6.4	8.4	3.1	2.1	9.3	8.9
60-64	5.7	6.1	6.0	6.6	3.4	3.7	18.5	15.6
65-69	4.2	4.8	6.0	5.5	8.4	6.2	28.5	25.3
70-74	4.0	3.9	3.9	4.7	8.4	9.9	38.2	37.6
75-79	3.4	3.2	2.9	4.1	16.3	16.2	52.6	51.7
80-84	2.0	2.7	2.9	3.4	28.1	22.3	66.6	64.4
85-89	0.4	2.0	4.6	2.9	42.9	41.1	78.9	74.4
Total	4.4	5.2	5.0	5.6	9.1	8.3	34.2	32.4

Based on these figures, we can conclude that the realized sample was fairly representative of the underlying population. This was especially true of the distribution regarding urbanization. As to their regional distribution, respondents in the western provinces were somewhat under-represented, whereas those in the southeastern part of the Netherlands were somewhat over-represented. The distribution of the realized sample regarding marital status was particularly good among males, and exhibited a slight underrepresentation of never married and divorced females.

To enhance the national representativeness of the realized sample, we decided to weight the sample according to region. Secondly, within each age and sex category, the sample could be weighted according to marital status. Furthermore, since the older age categories and the older males were both oversampled, special sample weights were calculated to compare cohort scores, corrected for the oversampling of males, and to assess overall scores for all respondents aged 55 and over, correcting for the oversampling of older cohorts.

## Overview of the questionnaire of the face-to-face interview

The face-to-face questionnaire consisted of 36 sections<sup>6</sup> ("i1" to "en"). It was necessary to split the interview into sections to allow for the interim storage of data and to facilitate proper routing through the interview. In this way it was possible to interrupt the interview and to skip certain sections of the interview (marked with \* in the next table) on the basis of the data gathered within previous sections or of the choices made by the management. Most questions asked in the questionnaire can be subsumed under one of the following topics:

*Basic demographics.* Four sections of the questionnaire ("i1", "bd", "hc", "rc") gathered basic demographic data of the respondent and of his/her partner/spouse, if present. Among these were education, employment status, religious affiliation, marital and partner status, characteristics of the current household and housing characteristics.

*Family background.* In the section "bp" questions were asked about the parents and the parental home.

*Family composition.* In three sections ("sb", "cc", "gc"), questions were asked about the number of siblings, children and grandchildren. The first name of these family members was asked and used to determine characteristics of these family members (e.g. age) and of the relationship with them (e.g. frequency of contact).

*Health.* Subjective health, handicaps and capacities to perform activities of daily living were investigated in section "hr" for the respondent and in section "hp" for the partner/spouse.

*Social participation and social network.* Participation in educational courses, memberships of and activities in organizations, volunteer work and other aspects of social participation were the topics of section "sp". In sections "n1" through "n9" the respondent was asked to nominate his or her network members; they were to be nominated by first name and first letter of the last name only. In the following sections "nf", "nc", and "ns", characteristics of the network members (e.g. age and employment status) and characteristics of the relationships (e.g. frequency of contact and supportive exchanges) were collected.

*Life history.* Questions were asked about previous cohabitations of the older adults with their children and the marriages and consensual unions of the children (section "ch"). Previous relationships with a partner/spouse were investigated in section "ph". Data on the history of household composition, of employment and of moves were collected in section "hh", "eh", and "rh", respectively.

*Well-being, skills and attitudes.* Items on loneliness, well-being, exchange orientation, social skills, self-evaluation, need for affiliation and attitudes toward help by family were in the sections "lo", "wb", "ec", "sk", "sr", "an", and "af".

*Evaluation of the interview.* The interview was closed by asking how the respondent had experienced the interview (section "en"). After the interview, when the interviewer was at his home, the interviewer reported about the manner in which the interview had progressed and about the performance of the respondent (section "\$e").

The 36 sections of the interview are listed in the next table. The first column indicates the sequence in the face-to-face interview, the second column shows the abbreviation for the particular section, the third column gives a description, and the fourth column shows the files in which the data were stored. The questionnaires \$b, \$c, \$n, \$r, \$e and \$p were answered by the

<sup>6</sup> No questions were asked in the section with number 22.

interviewer and were not included in the following table, although they are shown in the table with information on all data files (chapter "Overview of data files"). For most of the data file users, no knowledge is required about the structure of the interview; they can skip the reading of the next table.

sections of face to face questionnaire			LSNa
1	il	technical introduction of interview, sex and age	008
2	bd	basic demographics (e.g. education, employment, occupation, religious affiliation, marital and partner status)	010,011 012
3	ms	short cognitive test *	013,014
4	hc	current household characteristics (e.g. last move, composition)	015,215 065
5	rc	housing characteristics (e.g. ownership, rooms, adaptations, likelihood of moving)	016-018 216
6	bp	parental characteristics (upbringing, education, employment, religious affiliation, changes in marital status, alive)	019,020
7	sb	siblings (number, sex, age, alive, travel distance, frequency of contact, marital status)	021,221
8	cc	children characteristics (number, sex, age, alive, travel distance, frequency of contact, marital status, work, # grandchildren, # grand-grandchildren)	022,222
9	ch	children history (birth, leaving home, marriage)	065
10	gc	grandchildren (number, sex, age, alive, contacts) *	023,223
11	hr	health respondent (subjective evaluation, hearing, eye-sight, activities of daily living, received help) *	030,230
12	hp	health partner (activities of daily living, received help)	031,231
13	sp	social participation (e.g. membership of organizations, participation in organizations, cultural participation, voluntary activities, sports, going outdoors)	032
14	n1	network identification household members	047,247 048
15	n2	network identification children and their partners	
16	n3	network identification family members	
17	n4	network identification neighbors	
18	n5	network identification colleagues	
19	n6	network identification members voluntary organizations	
20	n7	network identification others	
21	n9	network identification forgotten	



sections of face to face questionnaire			LSNa
23	nf	network frequency of contact	
24	na	gathering of network addresses, contact between network members *	055,056 256
25	nc	characteristics network members (e.g. employment, marital status, travel distance, age)	051,251
26	ns	network support (given and received, instrumental and emotional, negative interactions)	
27	ph	partner history (changes in partner or marital status)	063,263
28	hh	household history (start independent household, cohabitation with parents and with others, living in nursing homes or other institutions)	065,265
29	eh	employment history (occupation, leaving school, military service, start work, timing with respect to birth children, periods of unemployment or being disabled, caring for household and children)	067,267 012
30	rh	residential history (moves) *	069,269
31	lo	loneliness	073,273
32	wb	well-being	074,274
33	ec	exchange/communal orientation *	075,275
34	sk	social skills *	076,276
34	sr	self evaluation respondent *	077,277
35	an	need for affiliation *	078,278
36	af	attitudes on help by family *	079,279
37	en	end of the interview	080

\* for a selection of the respondents only

### Duration of the interview

The aim was to administer a questionnaire within about 90 minutes. However, for respondents with a poor mental and/or physical health, it is preferable to have a much shorter interview. Therefore, a short version of the questionnaire was developed, including questions on basic demographics, children and health only.

The LSN-program consists of several specific research projects. A large data set is required for in-depth studies into each of these specific topics, data that cannot be provided in the realm of one questionnaire of a maximum of 90 minutes. This problem was solved by assigning specific or random subsamples of older adults to specific sections of the questionnaire. The section investigating contacts between older adults and their grandchildren was put to a random sample of about one fourth of the respondents. Requests to participate in the Network Study were limited to an almost random sample of 35% of the respondents. Information on residential

history was also restricted to a random subsample of respondents: about one fifth of the respondents were asked these questions. When 90 minutes were passed, the computer program allowed the interviewer to skip sections of the interview, starting with item 4 of the section on well-being and continuing to the section on attitudes on help by family.

### Technical equipment

The only way to collect the kind of information that was desired, was to use a computerized questionnaire. The questionnaire (a specification of a special programming language) needed to be capable of interactive data collection and editing, with the possibility of immediate correction of inconsistent answer combinations. A properly functioning computerized questionnaire takes on the interviewer's tasks by routing the interview conversation; the program describes the conditions under which and the order in which questions should be asked. The wording of questions depends on information gathered earlier in the interview. The system can handle complex data structures, while concealing the complexity from the user (the interviewer). The interviewers used computers with a 286-processor, a 20 MB harddisk and a monochrome screen.

In handling the administrative tasks and in conducting the interview, the interviewer was assisted by a program. After starting the laptop computer a menu appeared. Choices were, among others: reporting contacts with the respondents, starting or restarting the interview, and exchanging information with the fieldwork management. In the latter exchanges, collected data were written on a diskette and names and addresses of respondents to be interviewed were read from the diskette. The program was such that information exchanges could take place only after the interviewers had made backups of the data.

Interviews were recorded on magnetic audio tape, if permission was obtained from the respondent.

## Introduction to the structure of the data files

In documenting the data, we have made every effort to promote easy use, particularly for people who are not familiar with the structure of the data sets. This is why we converted the computer version of the questionnaire (the questionnaire was programmed for use on portable computers) into a written version; the questions posed in the interview, and the appropriate variables as are used in the data files, are included in this documentation. In order to guarantee international access, the documentation is in English while the questions are in two languages, Dutch and English. The data are stored in SPSS files, because this is a widely used program in the social sciences, providing ample opportunity to document the data in the files. SPSS itself can export to other widely used file formats such as dBase, and is available on various platforms such as DOS, Apple, mainframes and mini-computers. What is more, other well-known statistical programs can read SPSS files.

For a number of largely technical reasons, the storage of the data deviates from that of many other data files. Numerous studies consist of only one data file, rectangular with the research units on the horizontal rows and the variables in the vertical columns. This structure has been abandoned here. The NESTOR-LSN data files constitute a set of files that cover *various hierarchic levels*, contain *various research units*, and in so far as the files of the same hierarchic level pertain to the same research unit, they have *varying numbers of cases*.

For example, respondents were asked to mention by name the members of their social networks. The features of these network members, such as whether they are male or female, have been stored in a file on the lowest hierarchic level (LSNa047), the level of the network member. The number of persons who were mentioned by name has been stored as a variable in a file on the higher hierarchic level (LSNa247), the level of the respondent. Since we did not pose questions on social support for the relationships with all network members, but confined ourselves to a maximum of 12, on the lowest hierarchic level there is a second file (LSNa051) with data on the support within the relationships with network members for which these data were collected.

This mode of storage has a number of advantages. Firstly, there is the aspect of *efficiency*: storage on the appropriate level guarantees the avoidance of systematically missing values. With an average of approximately 13 network members and a maximum of 77, we would create an average of 64 empty variables for each feature of the network member or of the relationship if the data were to be stored on the level of the respondent. If we stored all the features of the network members in one and the same file, in other words if we combined LSNa047 and LSNa051, then for approximately 12,000 cases (the cases that did not belong to the "top twelve") there would be 11 variables, including data about support, with missing values. A second advantage of storing data on the appropriate level is that *few preparatory steps* have to be conducted for the analyses (Wolf, 1993). The average social support within the relationships of neighbors, for example, can be immediately determined for *all* the neighbor-to-neighbor relationships that are mentioned by the respondents as well as the ones mentioned by each respondent *separately*. A smaller storage space and a more rapid processing by SPSS are advantages for the user of the files. The disadvantages are that there are numerous different files, that identification variables are indispensable (i.e. variables identifying to which individual or which relationship the data pertain), and that join match and aggregate procedures have to be used frequently. We will now give some examples of the procedures join match, join add and aggregate.

After the paragraph on matching files, we discuss the treatment of missing values, the connection between data of different projects, the timing of events and the format of the variables.

## Matching files

*Using variables stored in two different files (example):*

\*<sup>7</sup> wants to know the average network size for each birth cohort.

```
join match /file 'LSNa247.sys' /keep respnr anwsize /file
'LSNa010.sys' /keep respnr bycohort /by respnr.
```

\* important: do not forget the /by **respnr** part of the command, otherwise the matching will give invalid results.

\* all files are sorted on the identification variable (eg **respnr**).

```
recode all (lo thru -1=-1).
```

```
missing values all (-1).
```

```
oneway /variables anwsize by bycohort (1,7) /ranges lsd (.01) /options
2 6 /statistics 1.
```

When you want to delete cases not available in LSNa247, replace the first command line by:

```
join match /file 'LSNa247.sys' /keep respnr anwsize /table
'LSNa010.sys' /keep respnr bycohort /by respnr.
```

*Hypothetical example of matching files with cases on the same hierarchical level:*

Suppose you want to analyse the association between age and adl (capacity to perform activities in daily life). In this example, we create some hypothetical data files with variables comparable with the LSN-file with the same number.

\* file 'hypo008.sys' contains four cases with the variables **aage** and identifier **respnr**.

```
data list fixed / respnr 1-5 aage 7-8.
```

```
begin data
```

```
10001 70
```

```
10002 66
```

```
10003 86
```

```
10004 54
```

```
end data.
```

```
save file 'hypo008.sys'.
```

\* file 'hypo230.sys' contains three cases with the variables **aadl** and identifier **respnr**; the adl-score of one case (respondent) is missing; the case is deleted from the file (see below).

```
data list fixed / respnr 1-5 aadl 7-8.
```

```
begin data
```

```
10001 8
```

```
10003 12
```

```
10004 11
```

```
end data.
```

```
save file 'hypo230.sys'.
```

Let us review the results of different matching procedures.

\* the matching procedure /file creates a new file with four cases; the point indicates a system-missing.

```
join match /file 'hypo230.sys' /file 'hypo008.sys' /by respnr.
list variables= all.
```

```
RESPNR AADL AAGE
```

```
10001 8 70
```

```
10002 . 66
```

```
10003 12 86
```

```
10004 11 54
```

\* the matching procedure without the part /by **respnr** gives the wrong match.

---

<sup>7</sup> Comments in SPSS-PC input are preceded by an asterisk and ended by a point. In this chapter, the names of (auxiliary) variables are in bold.

```
join match /file 'hypo230.sys' /file 'hypo008.sys'.
list variables= all.
```

```
RESPNR AADL AAGE
```

```
10001      8    70
10003     12    66
10004     11    86
10004      .    54
```

\* the matching procedure /table gives a new file with three cases.

```
join match /file 'hypo230.sys' /table 'hypo008.sys' /by respnr.
list variables= all.
```

```
RESPNR AADL AAGE
```

```
10001      8    70
10003     12    86
10004     11    54
```

*Hypothetical example of matching files with cases on different hierarchical levels:*

Suppose you want to analyse the association between the frequency of contact within the relationships with the network members on the one hand and (the difference between) the age of the network members and the age of the respondent on the other hand.

\* file 'hypo047.sys' contains six cases (network members) with the variables **anwfreq** (frequency of contact) and identifier **anwmem**; these six cases belong to three respondents (10001, 10002 and 10003), or in other words, are nested within three cases on a higher hierarchical level.

```
data list fixed / anwmem 1-7 anwfreq 9.
begin data
1000101 8
1000102 4
1000103 7
1000201 7
1000202 5
1000301 6
end data.
save file 'hypo047.sys'.
```

\* file 'hypo051.sys' contains six cases (network members) with the variable **anwage** (age of the network member) and identifier **anwmem**.

```
data list fixed / anwmem 1-7 anwage 9-10.
begin data
1000101 65
1000102 78
1000103 42
1000201 30
1000202 67
1000301 56
end data.
save file 'hypo051.sys'.
```

```
join match /file 'hypo047.sys' /file 'hypo051.sys' /by anwmem.
```

\* create a variable with identifier **respnr**.

```
compute respnr= trunc(anwmem/100).
format respnr (f5).
save file 'temp.sys'.
```

```
* file 'hypo008.sys' contains four cases with the variables aage and identifier respnr.
data list fixed / respnr 1-5 aage 7-8.
begin data
10001 70
10002 66
10003 86
10004 54
end data.
save file 'hypo008.sys'.
```

Let us review the results of different matching procedures.

\* the matching procedure `/file` gives a new file with seven cases; the point indicates a system missing (see below).

```
join match /file 'temp.sys' /file 'hypo008.sys' /by respnr.
```

\* a warning is displayed by SPSS: for at least one respondent (may be more respondents) the created file contains more cases.

```
WARNING 1037
Duplicate key encountered.
Key values:
  10001
```

\* note that this matching will not give satisfying results<sup>8</sup>; the match of data from the lower hierarchical level (relationships) with data from the higher hierarchical level (respondents) is made only between the data on the respondent level and the first network member of that respondent in the file 'temp.sys'.

```
list variables= all.
```

<b>ANWMEM</b>	<b>ANWFREQ</b>	<b>ANWAGE</b>	<b>RESPNR</b>	<b>AAGE</b>
1000101	8	65	10001	70
1000102	4	78	10001	.
1000103	7	42	10001	.
1000201	7	30	10002	66
1000202	5	67	10002	.
1000301	6	56	10003	86
.	.	.	10004	54

\* the matching procedure `/table` creates a new file with six cases.

```
join match /file 'temp.sys' /table 'hypo008.sys' /by respnr.
```

```
WARNING 1037
```

---

<sup>8</sup> However, there are analyses where you need only one case from the file 'hypo047.sys' for each respondent. In that case you may use this procedure. For example, when you want to know the intensity of the support exchanges within the relationship with the highest frequency of contact, you give the next commands:

```
get file 'LSNa047.sys'.
select if (anwfreq>-1).
compute respnr= trunc (anwmem/100).
formats respnr (f5).
compute random= uniform(100).
modify variables /keep anwmem respnr anwfreq random.
sort by respnr (a), anwfreq (d), random.
* note: for ties, one relationship is chosen randomly.
save file 'temp.sys'.
join match /file 'temp.sys' /keep anwmem respnr anwfreq /file
  'LSNa247.sys' /by respnr.
select if (not missing (anwfreq) and not missing (ansize)).
save file 'temp.sys'.
join match /file 'temp.sys' /keep anwmem anwfreq /table 'LSNa051.sys'
  /by anwmem.
```

```
Duplicate key encountered.
Key values:
  10001
```

```
list variables= all.
```

<b>ANWMEM</b>	<b>ANWFREQ</b>	<b>ANWAGE</b>	<b>RESPNR</b>	<b>AAGE</b>
1000101	8	65	10001	70
1000102	4	78	10001	70
1000103	7	42	10001	70
1000201	7	30	10002	66
1000202	5	67	10002	66
1000301	6	56	10003	86

\* note that by this way of matching ('disaggregate') statistical dependence is introduced because different cases on the relationship level contain data from one source (the respondent).

*Aggregating from files with variables on relationship level (example):*

```
get file 'LSNa047.sys'.
recode all (lo thru -1=-1).
missing values all (-1).
* creating identification variable on respondent level.
compute respnr= trunc(anwmem/100).
* wants to create a variable on the respondent level with the number of relationships with
  more than weekly contact.
recode anwfreq (1 thru 6=0) (7,8=1).
modify variables /keep respnr anwfreq.
sort by respnr.
aggregate /outfile= 'temp.sys' /presorted /break respnr
  /freqctcs '# weekly contacts' = sum (anwfreq).
* the procedure aggregate produces only cases on the respondent level for those who have
  network members; respondents with a network size of 0 are not in the aggregated
  temporary file.
join match /file 'LSNa247.sys' /file 'temp.sys' /by respnr.
* if network size equals 0, then the number of relationships with more than weekly contact
  equals 0.
if (anwsize=0) freqctcs=0.
format freqctcs (f2).
```

There are two reasons why different files of same research units have different numbers of cases. One was mentioned above, namely that particular questions were posed for a selection of the research units only. The second reason pertains to the distinction between the original data and the processed versions. Scale scores on the item lists are included as variables in various separate files (for example the loneliness items in LSNa073 and the loneliness score in LSNa273). In computing the scale scores, respondents with too many missing values on the item scores were removed from the relevant file.

## Missing values

Some attention should be devoted to the treatment of missing values. SPSS has two types of missing values, system missings and missings defined by the user. System missings can emerge in a wide range of cases, for example if cases are joined to each other via the join match procedure and a case is missing in one of the files. The variables from the other file are then given a system missing for the missing cases in that file. No specific attention has to be given to this (the file LSNa001 documents why cases on the respondent level are missing).

Attention should however be given to the missing values defined by the user. SPSSPC only allows for one missing value for each variable, although some other SPSS-versions allow for more missing values for each variable. Storing the data required more missing values. At times there are numerous reasons for the absence of a valid value. The missings of variables have consequently not been declared as such. However, they can always be recognized by the label and they always have a negative value (for example -1 for no response or -2 for a question that was not posed); none of the valid values are negative (however, in some cases one can doubt which values are valid; see below). If you are not interested in the distinctions between the various reasons why the valid values are missing, add the following command to assign user defined missing values when you retrieve a file:

*Treatment of missing values:*

```
recode all (lo thru -1=-1).
missing values all (-1).
```

If you then create new variables on the basis of original variables, a system missing will be assigned to all the cases for which one or more of the original variables have a user missing or a system missing. For the rest, you should bear in mind that a negative value always indicates a missing value for the particular variable, but nonetheless often contains interesting information. For example, the variable on the number of grandchildren (**angcnum**, stored in LSNa223) is attributed with a missing value -2 if there are no children. If respondents have no children, no questions were asked about how many grandchildren they have. In order to properly calculate the number of grandchildren, you should first decide what to do with the -2 values before you adopt the recoding procedure that was proposed earlier.

### Multiple response questions

The questionnaire includes various multiple response questions or series of questions whose purpose it is to gather in a responsible manner some single item of information. For a number of these questions or series of questions, various responses have been combined into one variable. One example is the composition of the household. The original data can be reconstructed as follows:

*Computing several variables from one multiple response variable (example):*

```
get file 'LSNa216.sys'.
```

\* answers on several questions about household composition were combined into one variable (**alivarr**), the following commands will recreate the original variables.

```
compute alivarr1 = trunc(alivarr/1000).
compute alivarr2 = trunc(alivarr/100) -trunc(alivarr/1000)*10.
compute alivarr3 = trunc(alivarr/10) -trunc(alivarr/100)*10.
compute alivarr4 = trunc(alivarr) -trunc(alivarr/10)*10.
format alivarr1 to alivarr4 (f1).
variable labels
  alivarr1 'private or institutional household'
  alivarr2 'partner in household'
  alivarr3 '# children in household'
  alivarr4 '# others in household'.
value labels
  alivarr1 1'private household'2'nursing home'
           3'old peoples home'4'hospital'5'psychiatric hospital'
           7'home for homeless'8'monastery'/
  alivarr2 0'no partner in hh'1'partner in household'/
  alivarr3 0'no childr in hh'1'1 child in hh'6'6 childr in hh'/
  alivarr4 0'no others in hh'1'1 other in hh'6'6 others in hh'.
```



## Connecting data of different projects

All the data, including the data from administrative procedures and sub-studies, are recognizable as either NESTOR-LSN Main Study data, NESTOR-LSN substudy data or as data from the Longitudinal Aging Study Amsterdam (LASA). An effort has been made to store the data in such a way that it is simple to join the LASA data and the NESTOR-LSN data. All the variables, except unchangeable items such as sex, date of birth or respondent number, are preceded by a letter. For example, the network size (abbreviated as *nwsiz*) at  $T_1$  is the variable **anwsiz**, and the variable **bnwsiz** is the network size at  $T_2$ . The prefix "a" stands for the first observation (NESTOR-LSN) and corresponds with the file names (the "a" in LSNa247). The variable **bnwsiz** is stored in LASAb247. The prefix "b" in the variable stands for the second observation (LASA) and corresponds with the file names (the "b" in LASAb247). If we want to see whether the average network size in the NESTOR-LSN survey differs from the one in the second observation (the first LASA survey), we carry out the following commands:

*Comparing data measured on different points in time (example):*

```
* network size at baseline (LSN) and at LASA follow up.
join match /file 'LSNa247.sys' /file 'LASAb247.sys' /by respnr.
recode all (lo thru -1=-1).
missing values all (-1).
t-test /pairs anwsiz bnwsiz.
```

*Or comparing data on the capacity to perform activities in daily life at the baseline (LSN) and at  $T_1$  of the LSN Network Study:*

```
get file 'LSNg230.sys'.
select if (anwmem - trunc(anwmem/100)*100 = 0).
compute respnr= trunc(anwmem/100).
format respnr (f5).
save file 'temp.sys' /keep respnr gadl.
join match /file 'temp.sys' /table 'LSNa230.sys' /by respnr.
recode all (lo thru -1=-1).
missing values all (-1).
t-test /pairs aadl gadl.
```

The LSN data files and the Tuscany data files can also be simply joined. Common variables are constructed in the same manner. Respondent numbers in the LSN data are between 11003 and 34474 (format f5); respondent numbers in the Tuscany data are between 110002 and 279289 (format f6). One should bear in mind that the composition of the two samples is not exactly the same (caused by different stratification and different non-response), so that weighting of the cases is required.

*Comparing the Dutch and the Tuscany data (example):*

```
join match /file 'LSNa247.sys' /file 'LSNa009.sys' /keep respnr
alsnpisa /by respnr.
compute country=1.
save file 'temp1.sys'.
join match /file 'Pisa247.sys' /file 'Pisa009.sys' /keep respnr
alsnpisa /by respnr.
compute country=2.
save file 'temp2.sys'.
join add /file 'temp1.sys' /file 'temp2.sys'.
format country (f1).
variable label country 'Netherlands-Tuscany'.
value label country 1 'Netherlands' 2 'Tuscany'.
weight by alsnpisa.
recode all (lo thru -1=-1).
missing values all (-1).
t-test /groups= country (1,2) /variables= anwsiz.
```

Another way to compare the LSN and Pisa data is to include variables in the analysis which were used to construct the samples.

```

join add /file 'LSNa247.sys' /file 'Pisa247.sys'.
save file 'temp.sys'.
join match /file 'temp.sys' /file 'LSNa008.sys' /keep respnr sex
bycohort /file 'Pisa008.sys' /keep respnr sex bycohort /file
'LSNa216.sys' /keep respnr alivarr /file 'Pisa216.sys' /keep respnr
alivarr /by respnr.
select if (not missing (ansize)).
* independent living only.
select if (alivarr<2000).
compute country= trunc(respnr/100000).
recode country (0=1) (1,2=2).
format country (f1).
value label country 1'Netherlands' 2'Tuscany'.
variable label country '1 Netherlands, 2 Tuscany'.
anova /variable ansize by sex (1,2) bycohort (1,7) country (1,2)
/option 4 /statistics 1 2.

```

### Timing of events

For methodological reasons, questions in the interview always enquired into the year, and sometimes the month, of experienced events rather than the age of the respondent at the time of the event. Since most analyses focus on the timing of the event related to the respondent's age, the years have been converted into the ages of the respondents in the data files. If the question is only about the year, the date of the event is fixed at July 1 of that year, and if only the month and year are asked, the date is fixed at the 15th of that month. Next, the difference is calculated between the date of the event and the date of birth of the respondent. As an example, we give our treatment of the original data about the timing of the end of the employment of the respondent. We computed the age at which the employment of R ended by executing the following commands for each case in dBase:

```

if aempleny<0
  mage=aempleny && in case of a missing value for end employment
else
  mage=aempleny-birthyear+(ctod("1/7/92")-;
ctod(str(birthday,2)+"/"+str(birthmonth,2)+"/92"))/365.25
do case
  case mage>mageR && age of end employment > age of R
  mage=ageR
  case mage<12 && out of range
  mage=-1
endcase
endif
replace aemplen with mage

```

Or in SPSSPC:

```

compute byear= trunc(bdate/10000).
compute bmonth= trunc(bdate/100)-trunc(bdate/10000)*100.
compute bday= bdate-trunc(bdate/100)*100.
compute xyear= trunc(aempleny/10000).
compute xmonth= trunc(aempleny/100)-trunc(aempleny/10000)*100.
compute xday= aempleny-trunc(aempleny/100)*100.
if (aempleny>0) aemplen= (yrmoda(xyear,xmonth,xday) -
yrmoda(byear,bmonth,bday))/(365.25).
if (aemplen>=0 & aemplen<12) aemplen=-1.
format aemplen (f5.2).

```

*Converting historical data to years (example):*

If you are interested in the actual date of a specific event, you can calculate it on the basis of the respondent's date of birth. When you have a version of SPSS with the appropriate date functions, you have to execute the following commands:

```
compute byear=trunc(bdate/10000)+1900.
compute bmonth=trunc(bdate/100) - (trunc(bdate/10000)*100) .
compute bday=bdate - (trunc(bdate/100)*100) .
compute birth=date.dmy(bday,bmonth,byear) .
compute jobdays=trunc(86400+365.25*aemplen) .
if (aemplen>0) aempleny=xdate.year(birth+jobdays) .
if (aemplen>0) aemplenm=xdate.month(birth+jobdays) .
if (aemplen>0) aemplend=xdate.mday(birth+jobdays) .
```

Or without date functions:

```
if (aemplen>0) aempleny= aemplen + 1900 + trunc(bdate/10000) +
(trunc(bdate/100) -trunc(bdate/10000)*100)/12 +
(bdate-trunc(bdate/100)*100)/(365.25) .
format aempleny (f7.2) .
```

*Converting historical data to number of years passed since event (example):*

When you want to know how many years ago the respondent left the labor force, execute the following commands:

```
join match /file 'LSNa010.sys' /keep respnr aemplen /file
'LSNa008.sys' /keep respnr aage /by respnr .
compute leftlabf = aage - aemplen .
if (aemplen<0) leftlabf = aemplen .
variable label leftlabf '# years passed since R left labor force' .
value label
  leftlabf -4'now employed' -3'never had job' -1'no answer' .
format leftlabf (f5.2) .
```

### Format of variables

The data are stored in a format that is not only informative, but also practical for extracting lists of data or transcribing to a dBase format or to an unprocessed data file. Integer variables have a format (fx.0) whereby x fits the range of the variable (due to the missing values, x is often >1). Age (with some exceptions) and so forth have the format (f5.2) with precision to two decimals.

## Overview of data files

The NESTOR-LSNa files in the 001 to 099 series are original data, 201 to 299 are processed data such as typologies or scales, and 401 to 499 are technical data on the interview, such as the duration of parts of the various sections of the interview (e.g. one item or a number of questions). The data in this last series are not comprehensible without thorough knowledge of the programming of the interview, and are thus not dealt with here. There are different versions of (approximately) the same data files: LSNa???.exp are SPSSPC-export (portable) files, LSNa???.sys are SPSSPC-system files, and LSNa???.dbf are dBase III+ files. The dBase-files contain alphanumeric data like answers in the category "other (please specify)", answers on open questions and personal names; some of these files may not be used by others. To save disk space, all PC-files are stored as self-extracting compressed files using PKZIP version 2.04g, e.g. LSNa???.s.exe are the compressed SPSSPC-system files. For extracting these files, type the name of the file after the command-prompt, e.g. from diskette to harddisk, directory sysfiles:

```
c:\> cd\sysfiles
c:\sysfiles> a:lsna010s
```

To extract a number of files, execute the next commands:

```
c:\> cd\sysfiles
c:\sysfiles> copy a:lsna???.s.exe
c:\sysfiles> dir lsna???.s.exe /b >unzip.bat
c:\sysfiles> unzip
c:\sysfiles> del lsna???.s.exe
c:\sysfiles> del unzip.bat
```

The following table presents a survey of the data files, with the sequence number of the interview section in the first column, the source of the data in the second column, a short description of the contents in the third column, the identification variable in the fourth column, the number of cases in the fifth column, and the questionnaire that the data are from in the sixth column.

The data are from the following sources: the respondent in the face-to-face interview (R), the proxy of the person in the sample (P), the interviewer (I), the municipality (M) and the system (S), such as the computer system, administrative data or computations on original data.

The most important identifier of the cases in the files is the variable RESPNR, which consists of five figures, the first two of which are referring to the number of the municipality from the variable aplace in the files LSNa002 and LSNa008 (it was necessary to use more than one place identifier for the cases in several municipalities; e.g. respondent numbers starting with 11 through 14 are citizens of Amsterdam, with a value of 10 on variable aplace). The last three figures of the variable RESPNR are sequence numbers without any meaning (respondents were randomly selected from the stock). Other identifiers are ADEMID for all the persons who are referred to by the respondent in the demographic section of the interview (the first five figures are the respondent number, followed by a unique random serial number), ANWMEM for the network members (the first five figures are the respondent number, followed by a unique number in the sequence in which the network members were referred to), ANWPAIR for pairs of network members (the first five figures are the respondent number, followed by a unique number given twice in the sequence in which the network members were referred to) and AITERNR for the number of the interviewer.

The following four questionnaires were used: a computer-programmed questionnaire for the face-to-face interview, answered by the respondent or by the interviewer (F, followed by an abbreviation of that part of the questionnaire), a written questionnaire (W), answered by the

respondent before the face to face interview, a written questionnaire (I), answered by the interviewer at the time of the training, and a questionnaire for the phone interview (P), answered by the proxy of the person in the sample.

File	Source	Data about	Id var	N	Quest.
LSNa001	S	availability of data (partial non-response)	respnr	4,494	
LSNa002	S,M	realization of sample (response and non-response), sex, date of birth, marital status, postal-code	respnr	13,438	
LSNa003	S,I	sex, age, education, experience, subjective data of the interviewer	aiternr	88	I
LSNa203	S	scales subjective characteristics of the interviewer	aiternr	85	
LSNa004	I	phone number known when contacted	respnr	7,395	F,\$c
LSNa005	I	type of residence	respnr	7,496	F,\$b,rc
LSNa006	I	discussion about refusal	respnr*	2,548	F,\$n
LSNa007	I	discussion about cooperation	respnr*	4,763	F,\$r
LSNa008	S,I,M	sex, date of birth, age, date and duration of interview, municipality, financial status	respnr	4,494	F,i1,bd
LSNa009	S	weights (for generalization to population)	respnr	4,146	
LSNa010	R	basic demographics	respnr	4,494	F,bd
LSNa011	R	basic demographics partner	respnr	2,759	F,bd
LSNa012	R	characteristics occupation respondent and partner	respnr	4,494	F,bd,eh
LSNa013	I	choice short version interview	respnr	4,491	F,ms
LSNa014	R	mental state	respnr	183	F,ms
LSNa015	R	characteristics household members	ademid	178	F,hc
LSNa215	R	living arrangement	respnr	4,488	F,hc
LSNa016	R	characteristics residency	respnr	4,445	F,rc
LSNa216	S	feel safe in neighborhood	respnr	4,083	
LSNa017	R	characteristics residency institutionalized	respnr	249	F,rc
LSNa018	R	characteristics residency independently living	respnr	3,894	F,rc
LSNa019	R	education and religion parents	respnr	4,142	F,bp

File	Source	Data about	Id var	N	Quest.
LSNa020	R	parental background	respnr	4,142	F,bp
LSNa021	R	characteristics siblings	ademid	11,486	F,sb
LSNa221	R,S	# siblings	respnr	4,139	F,sb
LSNa022	R	characteristics children	ademid	12,501	F,cc
LSNa222	R,S	# children	respnr	4,482	F,cc
LSNa023	R	characteristics grandchildren	ademid	6,237	F,gc
LSNa223	R	# (great) grandchildren	respnr	4,137	
LSNa030	R	subjective health, visus, hearing, ADL, IADL	respnr	4,477	F,hr
LSNa230	S	scales visus, ADL, IADL	respnr	4,477	
LSNa031	R	ADL of partner	respnr	2,495	F,hp
LSNa231	S	scale ADL of partner	respnr	2,492	
LSNa032	R	social participation	respnr	4,125	F,sp
LSNa232	S	scale scores social participation	respnr	4,125	
LSNa047	R	sex network member, type relationship and frequency contact	anwmem	54,501	F,ni,nf
LSNa247	R	network size	respnr	4,059	
LSNa048	S	match network members and family members	anwmem ademid	54,501	F,ni
LSNa051	R	relationship characteristics and support	anwmem	37,248	F,nc,ns
LSNa251	S	sum of support within relationships other than with partner/spouse	respnr	4,041	
LSNa055	R	cooperation network-study	respnr	1,547	F,na
LSNa056	R	contact between network members	anwpair	32,238	F,na
LSNa256	S	density contact	respnr	699	
LSNa063	R	partner history	respnr*	4,343	F,ph
LSNa263	S	# marriages/cohabitations, partner history	respnr	4,084	
LSNa065	R	household history	respnr* ademid	27,499	F,hh ch hc,ph
LSNa265	R	quality household history data	respnr	4,092	
LSNa067	R	employment history	respnr*	2,877	F,eh
LSNa267	R,S	employment history, income	respnr	4,082	

File	Source	Data about	Id var	N	Quest.
LSNa069	R	residential history	respnr*	1,688	F,rh
LSNa269	R	residential history	respnr	831	F,rh
LSNa070	R,S	places of residence	respnr*	21,083	F,bd, rc,rh
LSNa073	R	loneliness items	respnr	4,063	F,lo
LSNa273	S	loneliness scale	respnr	4,045	
LSNa074	R	well-being items	respnr	4,383	F,wb
LSNa274	S	well-being scale	respnr	4,350	
LSNa075	R	items exchange and communal orientation	respnr	3,135	F,ec
LSNa275	S	scale exchange orientation	respnr	3,105	
LSNa076	R	social skills items	respnr	698	F,sk
LSNa276	S	social skills scale	respnr	678	
LSNa077	R	self-evaluation items	respnr	3,853	F,sr/W
LSNa277	S	self-evaluation scale	respnr	3,779	
LSNa078	R	need for affiliation items	respnr	1,568	F,an
LSNa278	S	need for affiliation scale	respnr	1,559	
LSNa079	R	attitudes family help items	respnr	2,566	F,af
LSNa279	S	attitudes family help scale	respnr	2,482	
LSNa080	R	evaluation interview by the respondent	respnr	4,396	F,en
LSNa081	I	behavior and characteristics of the respondent	respnr	4,488	F,\$e
LSNa091	P	basic demographics	respnr	225	P
LSNa092	R	loneliness (UCLA)	respnr	655	W
LSNa292	S	scale loneliness (UCLA)	respnr	604	
LSNa093	S	date, start and duration of parts of interview	respnr*	141,626	F
LSNa094	S	evaluation quality interviewer by management	aiternr*	405	
LSNa095	S	geographic and financial data based on postal code	respnr	13,438	
LSNa097	S	duration of questions and items	respnr*	338,133	
LSNa098	S	population municipalities and sample (proportion)	aplace*	77	

\* Multiple records for one respondent/interviewer/municipality may exist.

In the following part of the documentation (LSNa001 through LSNa098), it is indicated for each of these files which variables are available (with a number of descriptive characteristics), which questions were posed to gather the data, and how the original data was processed. In addition to this documentation, you may list the information about the variables in the SPSS-files. An example (to execute in SPSSPC):

```
sysfile info 'LSNa010.sys'.
```

Or:

```
get file 'LSNa010.sys'.
display all.
```

The dBase files are listed in the next table (files containing personal names are excluded). The alphanumeric information is stored in the database field 'text'. The values of the field 'var' link to the variables in the SPSS-files. If there are more records with information on a variable, the field 'line' contains a sequence number. If necessary, the field 'mod' gives the original section of the interview ('i1' to 'en', and \$b, \$t, \$e, etcetera). The respondent or case identification is stored in the field 'respnr' (available in all files) and in other fields like 'ademid'. For most databases, the information is coded and combined with the numeric information in the SPSS files.

File	N records	Fields other than respnr (n)	Variables (values of field 'var')
LSNa001	478	mod (a), var (a), line (n), text (a)	alast
LSNa005	730	var (a), text (a)	ahouse
LSNa008	268	mod (a), var (a), line (n), text (a)	aidate
LSNa010	62	var (a), text (a)	aethnic, anation, asepar
LSNa012	14,948	mod (a), var (a), text (a)	a65, afa, ap6, apc, apl, ar1, arc, arl
LSNa013	618	var (a), line (n), text (a)	ashort_r
LSNa018	464	var (a), text (a)	amo_typ, amo_typi, ares_typ
LSNa020	3,227	var (a), line (n), text (a)	aevent_i, aevent_t
LSNa032	50	var (a), text (a)	anoact
LSNa065	4,146	var (a), line (n), text (a)	(various)
LSNa069	533	amovenr (n), var (a), text (a)	amo_loc, amo_rea
LSNa073	2,480	var (a), line (n), text (a)	alodelay, aloexpl
LSNa080	11,760	var (a), line (n), text (a)	acontract, ageneval, asuggest
LSNa081	12,715	mod (a), var (a), line (n), text (a)	acoopnex, ahandic, aproblem, atoolong
LSNa215	29	var (a), text (a)	alivarr



File	N records	Fields other than respnr (n)	Variables (values of field 'var')
LSNa267	84	var (a), line (n), text (a)	aretire
LSNa269	8,074	mod (a), var (a), text (a)	abplace, afmplace, aplres45

The questionnaire is programmed for use on a personal computer (for an example, see the chapter "Example of a programmed questionnaire" in this part A of the documentation). The questions and response alternatives in the interview are formulated as much as possible in keeping with the information acquired earlier in the interview. Depending on whether the respondent is male or female, the question on marital state can thus be either "Are you never married, married, divorced or a widower?" or "Are you never married, married, divorced or a widow?" Provided they have first been identified, the names or other references to members of the household can be used in the questions, so that the question would be "When was John born?" rather than "When was he/she born?" In this written version of the questionnaire, not all the possible versions of the questions and answers are given.

The sometimes extremely complex routing is also not given, although efforts have been made to make it as clear as possible by using various missing values for the variables. The answers to two or sometimes more than two questions have often been combined into one variable, for example if the answer to the question "Are you a member of ...?" is affirmative, it is followed by the question "How often do you attend meetings of ...?"

The questions a particular variable is based on are specified between the name of the variable and the frequencies of the variable. The questions are given in the ordinary Times Roman typeface. Clarifications to go with the questions, definitions of the terms used, and other information is given in *italics*. If it was called for, this information was repeated during the interview, but in this written version it is only given once. Data from the SPSS files and the commands that were used are given in *courier* typeface. The response alternatives are only given if they are not directly clear from the value labels or from the English, and they are also not repeated here if the following questions have the same response alternatives.

Lastly, one more comment on the composite variables. Some of them, like the membership in organizations referred to above, were constructed without any processing, and the original values are directly accessible. Others of them, like the scale score for ADL and loneliness or the calculated support within the network, are computations of the data. The construction of these variables is given in *courier* typeface. Unless otherwise stated, for the scales an effort was made to arrive at the most homogeneous scale in combination with the highest reliability while preserving as much variance as possible. We preferred the cumulative, hierarchical Mokken-model (Mokken, 1971), and used the MSP-program to compute the psychometric properties (Molenaar et al., 1994). For the homogeneity of the scales, the coefficient Loevingers H is presented. For the reliability of the scales, the coefficient  $\rho$  is presented. In a Mokken scale, there is a substantial variation in the level of item difficulties, and therefore the more common used Cronbach's  $\alpha$  strongly underestimates the intra-test reliability. In testing the scales of ADL and IADL, robustness based upon sex and age was used as a criterion. The choices that were made in the construction of composite variables such as scale scores were not the only possible ones, and in the end they are the responsibility of the researcher. Including these variables in the files should be viewed as a service provided for researchers who want to use a reliable variable without having to conduct analyses themselves to arrive at it. Researchers who construct a composite variable themselves are advised to check their results by calculating the correlation with the variables included in the files, and also to check the number of respondents with valid values.

# LSNa001

N: 4,494

Data about: availability of data from the face to face interview

Data source: System, \$t

Identification variable: RESPNR

*This file gives reasons for the missing of respondents in the LSNa??? files with data from the face-to-face interview. An example: In the file LSNa215, six respondents are missing, due to a terminated interview after section bd or section ms; data from 4,488 respondents are available. Only files with original data on the respondent level are documented here. The files LSNa008 en LSNa010 contain data on all 4,494 respondents.*

**a013** ms short cognitive test

**a215** hc current household characteristics

	<b>a013</b>			<b>a215</b>		
Value label	Value	Freq	%	Freq	%	
terminated interview	-3	3	.1	6	.1	
available	1	4491	99.9	4488	99.9	
		----	-----	----	-----	
Total		4494	100.0	4494	100.0	

**a020** bp social background parents

**a221** sb characteristics sisters and brothers

**a222** cc characteristics children

	<b>a020</b>			<b>a221</b>			<b>a222</b>		
Value label	Value	Freq	%	Freq	%	Freq	%		
damaged information	-4					2	.0		
terminated interview	-3	7	.2	8	.2	9	.2		
short version	-2	345	7.7	345	7.7				
missing, reason?	-1			2	.0	1	.0		
available	1	4142	92.2	4139	92.1	4482	99.7		
		----	-----	----	-----	----	-----		
Total		4494	100.0	4494	100.0	4494	100.0		

**a423** gc characteristics grandchildren

*Excluded by routing: no children, no grandchildren or decision management*

**a030** hr health respondent

	<b>a423</b>			<b>a030</b>		
Value label	Value	Freq	%	Freq	%	
routing	-5	3110	69.2			
terminated interview	-3	11	.2	17	.4	
short version	-2	345	7.7			
available	1	1028	22.9	4477	99.6	
		----	-----	----	-----	
Total		4494	100.0	4494	100.0	

**a031** hp health partner

*Excluded by routing: no partner*

**a032** sp social participation

**a247\_1** ni network identification

**a031**

**a032**

**a247\_1**

Value label	Value	Freq	%	Freq	%	Freq	%
refusal/skip by I	-8					33	.7
routing	-5	1634	36.4				
damaged information	-4					20	.4
terminated interview	-3	17	.4	24	.5	37	.8
short version	-2	345	7.7	345	7.7	345	7.7
missing,reason?	-1	2	.0				
available	1	2496	55.5	4125	91.8	4059	
		----	-----	----	-----	----	-----
Total		4494	100.0	4494	100.0	4494	100.0

**a247\_2** nf frequency contact network members*Excluded by routing: no network members mentioned***a055** na gathering addresses network members*Excluded by routing: no network members mentioned or decision management***a251\_1** nc characteristics network members*Excluded by routing: no network members mentioned*

	<b>a247_2</b>			<b>a055</b>		<b>a251_1</b>	
Value label	Value	Freq	%	Freq	%	Freq	%
routing	-5	68	1.5	2560	57.0	68	1.5
terminated interview	-3	37	.8	37	.8	40	.9
short version	-2	345	7.7	345	7.7	345	7.7
missing,reason?	-1			2	.0		
available	1	4044	90.0	1550	34.5	4041	89.9
		----	-----	----	-----	----	-----
Total		4494	100.0	4494	100.0	4494	100.0

**a251\_2** ns support network members*Excluded by routing: no network members mentioned***a263** ph partner history*Excluded by routing: no (previous) partner relationship (all never married)***a265** hh household history

	<b>a251_2</b>			<b>a263</b>		<b>a265</b>	
Value label	Value	Freq	%	Freq	%	Freq	%
no valid data <sup>9</sup>	-6			5	.1		
routing	-5	53	1.2	222	4.9		
terminated interview	-3	42	.9	49	1.1	57	1.2
short version	-2	345	7.7	345	7.7	345	7.7
available	1	4054	90.2	3873	86.2	4092	91.1
		----	-----	----	-----	----	-----
Total		4494	100.0	4494	100.0	4494	100.0

<sup>9</sup> For partner history: on the basis of consistency of events. For item lists (files LSNa073 to LSNa079): No valid information on any of the items.

**a267** eh employment history  
**a269** rh residential history  
*Excluded by routing: decision management*  
**a073** lo loneliness

	<b>a267</b>			<b>a269</b>		<b>a073</b>	
<i>Value label</i>	<i>Value</i>	<i>Freq</i>	<i>%</i>	<i>Freq</i>	<i>%</i>	<i>Freq</i>	<i>%</i>
no valid data	-6					13	.3
routing	-5			3250	72.3		
terminated interview	-3	67	1.5	68	1.5	73	1.6
short version	-2	345	7.7	345	7.7	345	7.7
available	1	4082	90.8	831	18.5	4063	90.4
		----	-----	----	-----	----	-----
	Total	4494	100.0	4494	100.0	4494	100.0

**a074** wb well-being  
**a075** ec exchange/communal orientation  
*Excluded by routing: decision management*  
**a076** sk social skills  
*Excluded by routing: decision management*

	<b>a074</b>			<b>a075</b>		<b>a076</b>	
<i>Value label</i>	<i>Value</i>	<i>Freq</i>	<i>%</i>	<i>Freq</i>	<i>%</i>	<i>Freq</i>	<i>%</i>
no valid data	-6	31	.7	19	.4	4	.1
routing	-5			916	20.4	3355	74.7
terminated interview	-3	78	1.7	80	1.8	94	2.1
short version	-2			343	7.6	343	7.6
missing, reason?	-1			1	.0		
available	1	4383	97.6	3135	69.8	698	15.5
		----	-----	----	-----	----	-----
	Total	4494	100.0	4494	100.0	4494	100.0

**a077** sr self evaluation respondent  
*Excluded by routing: decision management*  
**a078** an need for affiliation  
*Excluded by routing: decision management*  
**a079** af attitudes family help  
*Excluded by routing: decision management*

	<b>a077</b>			<b>a078</b>		<b>a079</b>	
<i>Value label</i>	<i>Value</i>	<i>Freq</i>	<i>%</i>	<i>Freq</i>	<i>%</i>	<i>Freq</i>	<i>%</i>
no valid data	-6	37	.8	26	.6	29	.6
routing	-5	201	4.5	2463	54.8	1462	32.5
terminated interview	-3	81	1.8	93	2.1	93	2.1
short version	-2	323	7.2	343	7.6	343	7.6
missing, reason?	-1			1	.0	1	.0
available	1	3852	85.7	1568	34.9	2566	57.1
		----	-----	----	-----	----	-----
	Total	4494	100.0	4494	100.0	4494	100.0

**a080** en end of interview

**a081** \$e after interview

*This section of the questionnaire is answered by the interviewer after the completion of the interview (see LSNa081).*

	a080			a081	
Value label	Value	Freq	%	Freq	%
no valid data	-6			2	.0
terminated interview	-3	98	2.2		
missing,reason?	-1			4	.1
available	1	4396	97.8	4488	99.9
		-----	-----	-----	-----
Total		4494	100.0	4494	100.0

**apartial** pattern of choices in interview

*Due to the aim to limit the duration of the interviews, several routings through the questionnaire were developed. The questionnaire sections "gc", "na" and "rh" excluded each other, in principal. Different combinations of the item lists "mtmm" (multi trait, multi method: items 4 through 9 of section "wb"), "ec", "an" and "af" were possible, in combination with the sections "gc", "na" or "rh". The choice for one specific routing was made aselect by the interview program, with the restriction that asking questions of a certain section have to be meaningful (e.g. questions about grandchildren were asked only if there were grandchildren).*

Value Label	Value	Frequency	%	Cum%
none	0	184	4.1	4.1
af	1	2	.0	4.1
an	10	1	.0	4.2
an+af	11	11	.2	4.4
ec	100	62	1.4	5.8
ec+af	101	6	.1	5.9
ec+an	110	1	.0	5.9
ec+an+af	111	42	.9	6.9
<interrupted>				
gc+rh+an+af	1100011	1	.0	100.0
		-----	-----	
Total		4494	100.0	

**aversion** full/short,completed/terminated,proxy

*The procedure applied for choosing between a full or a short version is explained in chapter LSNa013. The procedure applied for conducting proxy interviews is explained in chapter LSNa091. The interview with three respondents was terminated early in the interview; the proxy of these respondents was interviewed too.*

Value Label	Value	Frequency	%	Cum%
full,compl,no proxy	1	4052	90.2	90.2
full,term,no proxy	2	94	2.1	92.3
short,compl,no proxy	3	342	7.6	99.9
short,term,no proxy	4	3	.1	99.9
full,term,proxy	6	1	.0	100.0
short,term,proxy	8	2	.0	100.0
		-----	-----	
Total		4494	100.0	

**alast** last section terminated interview

The values refer to the sequence number in the table in the chapter "Overview of the questionnaire of the face-to-face interview".

Value Label	Value	Frequency	%	Cum%
not terminated	-2	4395	97.8	97.8
bd basic demographic <interrupted>	2	3	.1	97.9
sk/sr skills/self ev	34	5	.1	99.9
af attitudes family	36	6	.1	100.0
Total		4494	100.0	

Question to be answered by the interviewer.

Volgens de administratie heeft u vragenlijst-onderdeel .. als laatste gedaan. Waarom zijn niet alle onderdelen gedaan?

Information stored in database LSNa001.dbf.

## LSNa002

N: 13,438

Data about: sample, response

Data source: System

Other files about same topic: LSNa008

Selection of respondents: interviewed, refusals, ill R's, etcetera

Identification variable: RESPNR

**sex** sex

Value Label	Value	Frequency	%	Cum%
male	1	6470	48.1	48.1
female	2	6968	51.9	100.0
Total		13438	100.0	

**amarstm** marital status (data municipality)

Value Label	Value	Frequency	%	Cum%
refusal Amsterdam	-2	1220	9.1	9.1
not Amsterdam	-1	9918	73.8	82.9
never married	1	197	1.5	84.4
married	2	1166	8.7	93.0
divorced	3	233	1.7	94.8
widowed	4	704	5.2	100.0
Total		13438	100.0	

**byear** year of birth

Value Label	Value	Frequency	%	Cum%
<interrupted>	1903	376	2.8	2.8
	1937	326	2.4	100.0
Total		13438	100.0	

**apostcod** postal code (4 digits)

Value Label	Value	Frequency	%	Cum%
unknown	-1	1	.0	.0
Amsterdam	1011	24	.2	.2
<interrupted>				
Mastenbroek	8294	10	.1	100.0
Total		13438	100.0	

**aplace** municipality

*Note: Several municipalities consist of a number of (small) villages. These villages are to be recognized by the postal code (see previous variable). See LSNa095 for more geographic data.*

Value Label	Value	Frequency	%	Cum%
Amsterdam	10	3520	26.2	26.2
Waterland	15	1093	8.1	34.3
Wormerland	16	980	7.3	41.6
Zwolle	20	1767	13.1	54.8
Genemuiden	23	510	3.8	58.6
Ommen	24	1363	10.1	68.7
Zwartsluis	25	1003	7.5	76.2
Hasselt	28	278	2.1	78.2
Oss	30	1655	12.3	90.6
Uden	33	678	5.0	95.6
Boekel	34	591	4.4	100.0
Total		13438	100.0	

**ainstit** in institution (probable)

*This variable is based on a match of the postal code of the respondent and postal codes of institutions for the elderly.*

*Suggested recoding:*

recode ainstit (3 thru 9=8).

Value Label	Value	Frequency	%	Cum%
postal code missing	-1	13	.1	.1
no match postal code	1	11842	88.1	88.2
match,street differs	2	10	.1	88.3
match,no addr available	3	232	1.7	90.0
match,same street	4	184	1.4	91.4
match,same address	5	3	.0	91.4
id,nursing home	6	91	.7	92.1
id,home elderly	7	843	6.3	98.4
id,nursing/elderly home	8	76	.6	98.9
id,service flat	9	75	.6	99.5
id,psych hospital	10	47	.3	99.8
id,home homeless	11	7	.1	99.9
id,monastery	12	15	.1	100.0
Total		13438	100.0	

**areult** result of enlisting attempt

*Note: It is not possible to compute the refusal rate directly from this variable, because the municipalities Amsterdam and Boekel required the researchers to use deviating procedures.*

<i>Value Label</i>	<i>Value</i>	<i>Frequency</i>	<i>%</i>	<i>Cum%</i>
refusal via municipality	-3	1343	10.0	10.0
not used	-2	4521	33.6	43.6
unknown	1	4	.0	43.7
not contacted	2	28	.2	43.9
refusal other reason	3	2092	15.6	59.4
refusal (language)	4	17	.1	59.6
refusal (ill, proxy possible)	5	37	.3	59.8
refusal (ill, no prox poss)	6	274	2.0	61.9
died/moved before approach	8	411	3.1	64.9
proxy interview	9	217	1.6	66.6
face-to-face interview	10	4494	33.4	100.0
Total		13438	100.0	

**aexpl** explanation of areult=2 <values 1..11> and of areult=3 <values 31..40>

<i>Value Label</i>	<i>Value</i>	<i>Frequency</i>	<i>%</i>	<i>Cum%</i>
result<>2<>3	-2	11340	84.4	84.4
unknown	-1	15	.1	84.5
not at home	1	23	.2	84.7
moved to institution	2	2	.0	84.7
moved to other address	3	1	.0	84.7
temp stay elsewhere	5	4	.0	84.7
not known at address	6	9	.1	84.8
phone not answered	10	20	.1	84.9
other	11	5	.0	85.0
no reason mentioned	31	244	1.8	86.8
no time	32	172	1.3	88.1
appointment forgotten	33	4	.0	88.1
not interested/motivated	36	839	6.2	94.3
surveys useless	37	206	1.5	95.9
violation privacy	38	138	1.0	96.9
iv creates worries	39	46	.3	97.2
other	40	370	2.8	100.0
Total		13438	100.0	

**aiternr** identification interviewer

<i>Value Label</i>	<i>Value</i>	<i>Frequency</i>	<i>%</i>	<i>Cum%</i>
no interviewer	-1	5957	44.3	44.3
<interrupted>	101	18	.1	44.5
	418	15	.1	100.0
Total		13438	100.0	



## LSNa003

N: 88

Data about: interviewer characteristics

Data Source: System, Interviewer

Other files about same topic: LSNa203

Identification variable: AITERNR

### anappr # respondents approached

<i>Value Label</i>	<i>Value</i>	<i>Frequency</i>	<i>%</i>	<i>Cum%</i>
1 resp approached	1	1	1.1	1.1
<interrupted>				
253 resp's approached	253	1	1.1	100.0
Total		88	100.0	

### anintv # respondents interviewed

<i>Value Label</i>	<i>Value</i>	<i>Frequency</i>	<i>%</i>	<i>Cum%</i>
0 resp's interviewed	0	1	1.1	1.1
<interrupted>				
162 resp's interviewed	162	1	1.1	100.0
Total		88	100.0	

### aisex sex interviewer

<i>Value Label</i>	<i>Value</i>	<i>Frequency</i>	<i>%</i>	<i>Cum%</i>
male	1	10	11.4	11.4
female	2	78	88.6	100.0
Total		88	100.0	

### aiage age at day first LSN-interview

<i>Value Label</i>	<i>Value</i>	<i>Frequency</i>	<i>%</i>	<i>Cum%</i>
almost 21 years old	20.74	1	1.1	1.1
<interrupted>				
58 years old	58.00	1	1.1	100.0
Total		88	100.0	

### aipostc postal code interviewer <4 digits>

<i>Value Label</i>	<i>Value</i>	<i>Frequency</i>	<i>%</i>	<i>Cum%</i>
<interrupted>	1013	1	1.1	1.1
	8265	1	1.1	100.0
Total		88	100.0	

### ailivarr living arrangement interviewer

Wat is your marital status of living arrangement?

Wat is uw burgerlijke staat of leefsituatie?

<i>Value Label</i>	<i>Value</i>	<i>Frequency</i>	<i>%</i>	<i>Cum%</i>
missing	-1	1	1.1	1.1
never married+alone	1	12	13.6	14.8
married	2	42	47.7	62.5
divorced	3	3	3.4	65.9
widowed	4	1	1.1	67.0
liv tog w/ partner	5	23	26.1	93.2
partner, not liv tog	6	6	6.8	100.0
Total		88	100.0	

**aioccup** occupational status interviewer

Wat is or was your (last) occupation?

Wat is of was uw (laatste) beroep?

<i>Value Label</i>	<i>Value</i>	<i>Frequency</i>	<i>%</i>	<i>Cum%</i>
missing	-1	1	1.1	1.1
academic	1	4	4.5	5.7
high employee	2	11	12.5	18.2
middle employee	3	40	45.5	63.6
trained blue collar	4	7	8.0	71.6
housewife	7	3	3.4	75.0
student	8	19	21.6	96.6
none	9	3	3.4	100.0
Total		88	100.0	

**aieducat** level attained education interviewer

What is the highest level of education that you completed (i.e. received a diploma)?

Wat is de hoogste opleiding waar u een diploma voor heeft behaald?

<i>Value Label</i>	<i>Value</i>	<i>Frequency</i>	<i>%</i>	<i>Cum%</i>
missing	-1	1	1.1	1.1
lower vocational edu	3	1	1.1	2.3
general intermediate	4	13	14.8	17.0
intermediate vocatio	5	8	9.1	26.1
general secondary ed	6	25	28.4	54.5
higher vocational ed	7	27	30.7	85.2
college education	8	10	11.4	96.6
university education	9	3	3.4	100.0
Total		88	100.0	

**aiexperi** Describe your prior experience with interviewing (number of interviews, length of the interviews, subject, type of respondents, being trained).

Geef een korte beschrijving van uw eerdere interview-ervaring (aantal interviews, lengte van de interviews, onderwerp, soort respondenten, eventueel het gevolgd hebben van een training).

*Gecodeerd op basis van informatie uit het sollicitatie-formulier.*

1 geen of in het kader van een training een à twee interviews afgenomen

2 enkele interviews, bijvoorbeeld in het kader van een werkstuk of scriptie

3 een à twee surveys waarbij men aangesteld was als interviewer

4 bij meer dan twee surveys aangesteld als interviewer

<i>Value Label</i>	<i>Value</i>	<i>Frequency</i>	<i>%</i>	<i>Cum%</i>
none	1	32	36.4	36.4
some interviews	2	22	25.0	61.4
1-2 surveys	3	21	23.9	85.2
very experienced	4	13	14.8	100.0
Total		88	100.0	

**aitrain** training interviewer

1 geen

2 als student één of enkele gesprekstrainingen gevolgd

3 één specifieke training over interviewen en interview-technieken van minimaal één dag

4 meer dan één training voor interviewer

<i>Value Label</i>	<i>Value</i>	<i>Frequency</i>	<i>%</i>	<i>Cum%</i>
none	1	40	45.5	45.5
some courses	2	41	46.6	92.0
interv.training	3	5	5.7	97.7
more	4	2	2.3	100.0
Total		88	100.0	

**aitimeav** How much hours a week do you have available for interviewing?

Hoeveel uur per week kunt u ongeveer aan het interviewen besteden?

<i>Value Label</i>	<i>Value</i>	<i>Frequency</i>	<i>%</i>	<i>Cum%</i>
20 hours/week	1	5	5.7	5.7
20-30 hours/week	2	38	43.2	48.9
>30 hours/week	3	45	51.1	100.0
Total		88	100.0	

**aipcexp** prior experience personal computer

1 geen

2 enige ervaring, bijv. beperkt tot tekstverwerken

3 veel ervaring, blijkend uit kennis van besturingssysteem en verder uit het gebruik van verschillende soort programma's

<i>Value Label</i>	<i>Value</i>	<i>Frequency</i>	<i>%</i>	<i>Cum%</i>
none	1	8	9.1	9.1
some (eg wordproc)	2	63	71.6	80.7
much (MSDOS+)	3	17	19.3	100.0
Total		88	100.0	

**aitypexp** prior experience typing

Hoe groot is uw type vaardigheid?

1 geen tot weinig (twee vingers)

2 redelijk (niet volleerd, kan wel typen)

3 goed (kan bijv. blind typen)

<i>Value Label</i>	<i>Value</i>	<i>Frequency</i>	<i>%</i>	<i>Cum%</i>
missing	-1	4	4.5	4.5
none	1	6	6.8	11.4
some	2	49	55.7	67.0
blind	3	29	33.0	100.0
Total		88	100.0	

**aienqexp** experience being interviewed

Heeft u wel eens eerder vragenlijsten ingevuld, of bent u wel eens eerder geïnterviewd?

<i>Value Label</i>	<i>Value</i>	<i>Frequency</i>	<i>%</i>	<i>Cum%</i>
missing	-1	11	12.5	12.5
never	0	23	26.1	38.6
<interrupted>	50	2	2.3	100.0
Total		88	100.0	

The next 62 items are based on scales developed by Akkerman (1974). The next 42 items were asked in the sequence: aiextr1 aiagre1 aicons1 aiextr2 aiagre2 aicons2 aiextr3 aiagre3 aicons3 aiextr4 aiagre4 aicons4 aiextr5 aiagre5 aicons5 aiextr6 aiagre6 aicons6 aiextr7 aiagre7 aicons7 aiextr8 aiagre8 aicons8 aiextr9 aiagre9 aicons9 aiextr10 aiagre10 aicons10 aiextr11 aiagre11 aicons11 aiextr12 aiagre12 aicons12 aiextr13 aiagre13 aicons13 aiextr14 aiagre14 aicons14.

The next pages provide descriptions of people and their behavior in particular situations. We would like you to indicate, for each statement, to what degree it applies to you, as you have been recently. There are no 'right' or 'wrong' answers. Do not try to present yourself more favorably than you actually are. Your first impression is the best response. We want to emphasize that you should not indicate how you would like to be; we are interested to know what you actually are like and what your current behavior is.

Op de volgende bladzijden vindt U een aantal beschrijvingen van personen en van gedragingen van mensen in bepaalde situaties. De bedoeling is dat U van elk van deze uitspraken aangeeft in hoeverre die op U, zoals U de laatste tijd bent, van toepassing is. Er zijn bij deze vragen geen 'goede' of 'foute' antwoorden. Probeer Uzelf niet fraaier voor te doen dan U in werkelijkheid bent. Uw eerlijke eerste indruk is het beste antwoord. Voor alle duidelijkheid: U moet niet aangeven hoe U zou willen zijn; het gaat om hoe U werkelijk bent en om hoe U zich nu gedraagt.

Response alternatives:

- 1 does not apply at all
- 2 applies poorly
- 3 applies a little better than poorly
- 4 applies more or less
- 5 applies somewhat well
- 6 applies reasonably well
- 7 applies well

Antwoordmogelijkheden:

- 1 absoluut niet van toepassing
- 2 tamelijk slecht van toepassing
- 3 meer niet dan wel van toepassing
- 4 min of meer van toepassing
- 5 wel enigszins van toepassing
- 6 vrij goed van toepassing
- 7 goed van toepassing

**aiextr1** Garrulous. Talks a lot to everyone.

Spraakzaam. Praat veel, tegen iedereen.

**aiextr2** Tends to be a leader, assumes he/she can get others to comply with his/her opinion.

Geneigd de leiding te nemen; gaat er van uit dat hij/zij zijn/haar wil of mening aan anderen kan opleggen.

**aiextr3** Makes a lethargic, somewhat sluggish impression. Speaks slowly.

Maakt een weinig levendige, enigszins trage indruk. Spreekt langzaam.

	aiextr1			aiextr2		aiextr3	
Value label	Value	Freq	%	Freq	%	Freq	%
not asked	-2	3	3.4	3	3.4	3	3.4
not at all	1	5	5.7	6	6.8	37	42.0
<interrupted>							
well	7	7	8.0	2	2.3		
		--	-----	--	-----	--	-----
	Total	88	100.0	88	100.0	88	100.0

**aiextr4** Always busy, involved in numerous activities.

Altijd druk in de weer, bij veel activiteiten betrokken.

**aiextr5** Keeps thoughts and feelings to him/herself. A private person. Others are often unaware of the motives behind what he/she does.

Houdt zijn/haar gedachten en gevoelens voor zich. Gesloten. Men moet vaak raden naar de motieven van zijn/haar handelen.

**aiextr6** Energetic, lively, fast, alert, always where the action is.  
Energiek, levendig, snel, alert, altijd "er boven op".

Value label	Value	aiextr4		aiextr5		aiextr6	
		Freq	%	Freq	%	Freq	%
not asked	-2	3	3.4	3	3.4	3	3.4
no answer	-1			1	1.1		
not at all	1			11	12.5	1	1.1
<interrupted>							
well	7	13	14.8	1	1.1	7	8.0
		--	-----	--	-----	--	-----
Total		88	100.0	88	100.0	88	100.0

**aiextr7** Likes to have a lot of people around. Loves parties.

Houdt van veel mensen om zich heen. Houdt van feesten.

**aiextr8** Straightforward, candid. Expresses opinions without reservations. Everyone knows how he/she feels.

Openhartig, ongereserveerd. Geeft zonder terughouding zijn/haar mening. Naar zijn/haar gevoelens hoeft men nooit te raden.

**aiextr9** Adventurous, dauntless.

Avontuurlijk, een durfal.

Value label	Value	aiextr7		aiextr8		aiextr9	
		Freq	%	Freq	%	Freq	%
not asked	-2	3	3.4	3	3.4	3	3.4
no answer	-1			1	1.1	1	1.1
not at all	1	5	5.7	1	1.1		
<interrupted>							
well	7	11	12.5	3	3.4	3	3.4
		--	-----	--	-----	--	-----
Total		88	100.0	88	100.0	88	100.0

**aiextr10** Reticent, quiet. Even with others around, he/she is often lost in thought.

Zwijgzaam, stil. Is in gezelschap vaak met eigen gedachten bezig.

**aiextr11** Has no trouble getting to know strangers.

Maakt gemakkelijk kennis met onbekenden.

**aiextr12** Is good at spending time alone, does not seek the company of others.

Kan uitstekend alleen zijn, is niet geneigd gezelschap te zoeken.

Value label	Value	aiextr10		aiextr11		aiextr12	
		Freq	%	Freq	%	Freq	%
not asked	-2	3	3.4	3	3.4	3	3.4
no answer	-1	1	1.1				
not at all	1	16	18.2				
<interrupted>							
well	7	1	1.1	11	12.5	8	9.1
		--	-----	--	-----	--	-----
Total		88	100.0	88	100.0	88	100.0

**aiextr13** Likes being in the limelight.

Vindt het prettig om in de schijnwerpers te staan.

**aiextr14** Behaves inconspicuously, modestly.

Gedraagt zich onopvallend, bescheiden.

Value label	Value	aiextr13		aiextr14	
		Freq	%	Freq	%
not asked	-2	3	3.4	3	3.4
no answer	-1			1	1.1
not at all	1	13	14.8		
<interrupted>					
well	7	2	2.3	2	2.3
		--	-----	--	-----
	Total	88	100.0	88	100.0

- aiagre1** Has very little trust in other people. Cynical.  
Heeft weinig vertrouwen in zijn/haar medemens. Cynisch.
- aiagre2** Has a sharp temper. Not easy to get along with.  
Scherp, kan venijnig uitvallen. Niet makkelijk mee om te gaan.
- aiagre3** Is rather self-centred, egotistical.  
Is nogal zelfzuchtig, egoïstisch.

Value label	Value	aiagre1		aiagre2		aiagre3	
		Freq	%	Freq	%	Freq	%
not asked	-2	3	3.4	3	3.4	3	3.4
no answer	-1	1	1.1				
not at all	1	23	26.1	20	22.7	21	23.9
<interrupted>							
	6	1	1.1	2	2.3		
		--	-----	--	-----	--	-----
	Total	88	100.0	88	100.0	88	100.0

- aiagre4** Good-natured, easy to get along with. Doesn't mind others using his/her things or taking up his/her time and energy.  
Goedmoedig, makkelijk om mee om te gaan. Vindt het niet erg wanneer anderen zijn/haar spullen gebruiken of beslag leggen op zijn/haar tijd en energie.
- aiagre5** Cooperative, generally says yes if he/she is invited to work with someone else.  
Willing to meet others at least half way.  
Coöperatief; in het algemeen geneigd ja te zeggen, wanneer hij/zij uitgenodigd wordt samen te werken. Klaar om anderen tenminste halverwege tegemoet te komen.
- aiagre6** Considerate, amicable.  
Attent, vriendelijk.

Value label	Value	aiagre4		aiagre5		aiagre6	
		Freq	%	Freq	%	Freq	%
not asked	-2	3	3.4	3	3.4	3	3.4
not at all	1	1	1.1				
<interrupted>							
well	7	8	9.1	10	11.4	20	22.7
		--	-----	--	-----	--	-----
	Total	88	100.0	88	100.0	88	100.0

- aiagre7** Gives others their due, is not jealous or envious.  
Gunt iedereen het zijne, vrij van jaloezie of afgunst.
- aiagre8** Obstinate. Tends to object to anyone else's plans. Has negative attitude to doing things together. Can't be flexible in a group.

Tegen de draad. Geneigd bezwaren te maken wanneer iemand anders met een plan komt. Een negatieve houding tegenover dingen samen doen. Kan in een groep niet soepel 'meedraaien'.

**aiagre9** Compassionate with others. Shows interest in their difficulties and takes their interests into consideration.

Meelevend met anderen. Stelt belang in hun moeilijkheden en houdt rekening met hun belangen.

Value label	Value	aiagre7		aiagre8		aiagre9	
		Freq	%	Freq	%	Freq	%
not asked	-2	3	3.4	3	3.4		
not at all	1			21	23.9		
<interrupted>							
well	7	15	17.0				
		--	-----	--	-----	--	-----
Total		88	100.0	88	100.0	88	100.0

**aiagre10** Does not think too highly of many people.

Heeft een niet al te hoge dunk van veel mensen.

**aiagre11** Enjoys working on a team.

Werkt voor de gezelligheid graag in teamverband.

**aiagre12** Aloof, detached. Thinks other people usually are not worth knowing. Keeps them at a distance.

Koel, uit de hoogte. Vindt andere mensen vaak niet de moeite waard. Houdt ze op een afstand.

Value label	Value	aiagre10		aiagre11		aiagre12	
		Freq	%	Freq	%	Freq	%
not asked	-2	3	3.4	3	3.4	3	3.4
no answer	-1	1	1.1				
not at all	1	22	25.0			38	43.2
<interrupted>							
	7			11	12.5		
		--	-----	--	-----	--	-----
Total		88	100.0	88	100.0	88	100.0

**aiagre13** Trusting. Expects most people to want what is good. Gives them the benefit of the doubt.

Is goed van vertrouwen. Gaat er van uit dat de meeste mensen het goede willen.

Geeft ze "the benefit of the doubt".

**aiagre14** Congenial, cordial.

Hartelijk.

Value label	Value	aiagre13		aiagre14	
		Freq	%	Freq	%
not asked	-2	3	3.4	3	3.4
	2	2	2.3		
<interrupted>					
well	7	13	14.8	10	11.4
		--	-----	--	-----
Total		88	100.0	88	100.0

**aicons1** Accurate, precise. Does not like it if details are overlooked. Tends to be punctilious.

- aicons2** Nauwgezet, precies. Vindt het onaangenaam wanneer details verwaarloosd worden. Neiging tot pietluttigheid.
- aicons2** Nonchalant, does things when he/she feels like it. Sometimes forgets appointments. Nonchalant, doet de dingen wanneer het hem/haar zo uitkomt. Vergeet nogal eens een afspraak.
- aicons3** Not persistent. Does not always finish what he/she starts. Tends to feel something else is more worthwhile.
- Niet vasthoudend. Maakt nogal eens niet af waar hij/zij aan begonnen is. Vindt al gauw iets anders meer de moeite waard.

Value label	Value	aicons1		aicons2		aicons3	
		Freq	%	Freq	%	Freq	%
not asked	-2	3	3.4	3	3.4	3	3.4
no answer	-1	1	1.1				
not at all	1	2	2.3	35	39.8	24	27.3
<interrupted>							
well	7	5	5.7				
		--	-----	--	-----	--	-----
Total		88	100.0	88	100.0	88	100.0

- aicons4** Conscientious, scrupulous. Always keeps his/her word. Gewetensvol, principieel. Een man een man, een woord een woord.
- aicons5** Thinks it is important that people adhere to the norms. Vindt het belangrijk dat men zich aan de geldende normen houdt.
- aicons6** Responsible. Puts the common interest above his/her own and demands the same loyalty from others (business before pleasure). Verantwoordelijk. Stelt algemeen belang boven het persoonlijk belang en eist van anderen dezelfde loyaliteit (zaken gaan voor het meisje).

Value label	Value	aicons4		aicons5		aicons6	
		Freq	%	Freq	%	Freq	%
not asked	-2	3	3.4	3	3.4	3	3.4
not at all	1	1	1.1	2	2.3		
<interrupted>							
well	7	18	20.5	10	11.4	6	6.8
		--	-----	--	-----	--	-----
Total		88	100.0	88	100.0	88	100.0

- aicons7** Thinks it is important to dress appropriately for whatever the occasion might be. Vindt het belangrijk gekleed te gaan zoals de gelegenheid dat vereist.
- aicons8** Neat, never leaves anything lying around. Everything has a fixed spot. Netjes, laat nooit iets rond slingeren. Alles heeft een vaste plaats.
- aicons9** Thinks it is all right to ignore rules and regulations you don't agree with. Vindt dat je wetten en voorschriften waar je het niet mee eens bent, kunt negeren.

Value label	Value	aicons7		aicons8		aicons9	
		Freq	%	Freq	%	Freq	%
not asked	-2	3	3.4	3	3.4	3	3.4
no answer	-1			1	1.1	1	1.1
not at all	1	2	2.3	4	4.5	14	15.9
<interrupted>							
well	7	16	18.2	9	10.2	2	2.3
		--	-----	--	-----	--	-----
Total		88	100.0	88	100.0	88	100.0



- aicons10** Likes order and regularity, does everything at the proper time. Insists that everything is done the way it ought to be.  
Houdt van orde en regelmaat; doet alles op zijn tijd. Staat erop dat alles gebeurt zoals het hoort.
- aicons11** Tenacious, tends to persevere. Once he/she has decided to do something, he/she does it, no matter how much time or energy it takes. A strong will.  
Volhardend, doorzettend. Wanneer hij/zij zich heeft voorgenomen iets te doen, doet hij/zij het ook, hoeveel tijd en moeite dat mag kosten. Een sterke wil.
- aicons12** Rather sloppy, not interested in being neat. Leaves his/her things lying around.  
Nogal slordig, niet geïnteresseerd in de puntjes op de i. Laat zijn/haar spullen slingeren.

Value label	Value	aicons10		aicons11		aicons12	
		Freq	%	Freq	%	Freq	%
not asked	-2	3	3.4	3	3.4	3	3.4
no answer	-1	1	1.1				
not at all	1	3	3.4			19	21.6
<interrupted>							
well	7	4	4.5	10	11.4		
		--	-----	--	-----	--	-----
	Total	88	100.0	88	100.0	88	100.0

- aicons13** Feels most comfortable and at ease if he/she knows what is expected of him/her.  
Voelt zich het prettigst wanneer hij/zij weet wat er van hem/haar verwacht wordt.
- aicons14** Does not let anything sidetrack him/her. Once a job is started, he/she can keep at even the most unpleasant one for a long time.  
Laat zich niet van zijn/haar werk halen. Is in staat eenmaal begonnen, ook vervelend werk lang vol te houden.

Value label	Value	aicons13		aicons14	
		Freq	%	Freq	%
not asked	-2	3	3.4	3	3.4
	2	1	1.1	2	2.3
<interrupted>					
well	7	10	11.4	6	6.8
		--	-----	--	-----
	Total	88	100.0	88	100.0

The next 20 items were asked in the sequence: *aitem1 aitem2 aisecu1 aitem3 aisecu2 aitem4 aitem5 aisecu3 aisecu4 aisecu5 aisecu6 aisecu7 aitem6 aisecu8 aitem7 aisecu9 aitem8 aitem9 aisecu10 aitem10*.

- aitem1** I don't worry much about what people think of me.  
Ik maak me weinig zorgen over wat mensen wel van me denken.
- aitem2** I don't mind getting into a heated argument if the situation calls for it.  
Ik zie er niet tegenop om een forse ruzie te maken als de situatie dat vereist.
- aitem3** If someone I like a lot disapproves of my behavior, I am afraid he/she will terminate the relationship with me.  
Als iemand op wie ik erg gesteld ben mijn gedrag afkeurt, ben ik bang dat hij/zij de omgang zal verbreken.

Value label	Value	aiterm1		aiterm2		aiterm3	
		Freq	%	Freq	%	Freq	%
not asked	-2	3	3.4	3	3.4	3	3.4
no answer	-1					1	1.1
not at all	1	1	1.1	2	2.3	9	10.2
<interrupted>							
well	7	3	3.4	4	4.5		
		--	-----	--	-----	--	-----
	Total	88	100.0	88	100.0	88	100.0

**aiterm4** It bothers me if I know someone can't stand me.  
Ik vind het vervelend als ik weet dat iemand een hekel aan mij heeft.

**aiterm5** I hate to be told at a party that I am very quiet.  
Ik vind het vreselijk als ik op een feestje te horen krijg dat ik erg stil ben.

**aiterm6** I detest being laughed at with other people around.  
Ik vind het heel erg als ik uitgelachen word waar andere mensen bij zijn.

Value label	Value	aiterm4		aiterm5		aiterm6	
		Freq	%	Freq	%	Freq	%
not asked	-2	3	3.4	3	3.4	3	3.4
no answer	-1	1	1.1			1	1.1
not at all	1	1	1.1	10	11.4	2	2.3
<interrupted>							
well	7	7	8.0			9	10.2
		--	-----	--	-----	--	-----
	Total	88	100.0	88	100.0	88	100.0

**aiterm7** If I get into little conflicts with people I like, I am not afraid it will end the relationship.

Als ik kleine conflicten heb met mensen die ik graag mag, ben ik niet bang dat dit een einde aan de relatie maakt.

**aiterm8** If I get the impression someone doesn't like me, I couldn't care less one way or the other.

Als ik de indruk heb dat iemand mij niet aardig vindt, word ik daar niet heet of koud van.

**aiterm9** I hate doing something wrong with other people around.

Ik vind het vreselijk om iets fout te doen waar anderen bij zijn.

**aiterm10** Other people's positive or negative reactions don't have that much influence on what I do.

Positieve of negatieve reacties van anderen hebben niet zoveel invloed op wat ik doe.

Value label	Value	aiterm7		aiterm8		aiterm9		aiterm10	
		Freq	%	Freq	%	Freq	%	Freq	%
not asked	-2	3	3.4	3	3.4	3	3.4	3	3.4
no answer	-1			1	1.1				
not at all	1	3	3.4	3	3.4	1	1.1	1	1.1
<interrupted>									
well	7	15	17.0	1	1.1	1	1.1	1	1.1
		--	-----	--	-----	--	-----	--	-----
	Total	88	100.0	88	100.0	88	100.0	88	100.0

**aisecu1** If someone keeps kicking the back of my seat at the movies, I don't say anything about it.

Als ik in de bioscoop zit en iemand zit voortdurend tegen de achterkant van mijn stoel te schoppen, dan zeg ik daar niets van.

**aisecu2** If I order food and it turns out to be poorly cooked, I send it back.

Als ik ergens iets te eten heb besteld en het blijkt niet goed klaargemaakt te zijn, dan stuur ik het terug.

**aisecu3** If I am hard at work and friends come over unannounced, I ask them to come back some other time.

Als ik hard aan het werk ben en er komen onverwacht vrienden binnenvallen, dan vraag ik hen een andere keer terug te komen.

Value label	aisecu1			aisecu2		aisecu3	
	Value	Freq	%	Freq	%	Freq	%
not asked	-2	3	3.4	3	3.4	3	3.4
not at all	1	23	26.1	1	1.1	20	22.7
<interrupted>							
well	7	5	5.7	5	5.7		
		--	-----	--	-----	--	-----
	Total	88	100.0	88	100.0	88	100.0

**aisecu4** If I am having a talk with someone and have had enough of it, it is very hard for me to leave.

Als ik met iemand een gesprek heb waar ik genoeg van heb, dan kost het me erg veel moeite om weg te gaan.

**aisecu5** If someone interrupts me while I am talking to someone else, I ask them to wait until I have finished saying what I have to say.

Als iemand mij onderbreekt als ik iets tegen een ander zeg, dan vraag ik hem/haar te wachten tot ik uitgesproken ben.

**aisecu6** If someone has borrowed money from me and does not pay it back on time, I am afraid to ask if I can have it back as soon as possible.

Als iemand geld van mij heeft geleend en het niet op tijd terugbetaalt, durf ik niet te vragen of ik het zo snel mogelijk terug kan krijgen.

Value label	aisecu4			aisecu5		aisecu6	
	Value	Freq	%	Freq	%	Freq	%
not asked	-2	3	3.4	3	3.4	3	3.4
no answer	-1					1	1.1
not at all	1	2	2.3	1	1.1	9	10.2
<interrupted>							
well	7			5	5.7	3	3.4
		--	-----	--	-----	--	-----
	Total	88	100.0	88	100.0	88	100.0

**aisecu7** If someone who is with me does something that really irritates me, I don't ask him/her to stop.

Als iemand in mijn gezelschap iets doet waar ik me erg aan stoort, dan vraag ik hem/haar niet daarmee op te houden.

**aisecu8** If I am with friends and something irritates me, I do something about it.

Als ik bij vrienden ben en ik erger me ergens aan, dan doe ik daar iets aan.

**aisecu9** If I buy something and get home to find something wrong with it, I go back to the store as soon as possible and say I want to exchange it.

Als ik iets heb gekocht en thuis blijkt dat er een mankement aan zit, ga ik zo snel mogelijk terug naar de winkel en zeg dat ik een ander exemplaar wil.

**aisecu10** If someone who lives next door to me regularly makes a lot of noise and it bothers me, I still don't say anything about it.

Als iemand die naast me woont regelmatig veel herrie maakt en ik daar last van heb, zeg ik er toch niets van.

	aisecu7			aisecu8		aisecu9		aisecu10	
Value label	Value	Freq	%	Freq	%	Freq	%		
not asked	-2	3	3.4	3	3.4	3	3.4	3	3.4
no answer	-1			1	1.1				
not at all	1	5	5.7	2	2.3	2	2.3	12	13.6
<interrupted>									
well	7	2	2.3	1	1.1	31	35.2	1	1.1
		--	-----	--	-----	--	-----	--	-----
	Total	88	100.0	88	100.0	88	100.0	88	100.0

Please check the appropriate space in the lines below to indicate how you generally feel about older adults.

Wilt U op onderstaande lijnen met een kruisje in het betreffende vakje aangeven hoe U in het algemeen staat tegenover ouderen?

Based on a semantic differential developed by Osgood, Succi & Tannenbaum (1957).

**aielev1** fast-slow  
vlug |---|---|---|---|---|---|---|---|---|---| langzaam

**aielev2** heavy-light / zwaar-licht

**aielev3** small-large / klein-groot

	aielev1			aielev2		aielev3	
Value label	Value	Freq	%	Freq	%	Freq	%
not asked	-2	3	3.4	3	3.4	3	3.4
no answer	-1	3	3.4	3	3.4	4	4.5
	1					2	2.3
<interrupted>							
	9					1	1.1
		--	-----	--	-----	--	-----
	Total	88	100.0	88	100.0	88	100.0

**aielev4** valuable-worthless / waardevol-waardeloos

**aielev5** boring-interesting / saai-boeiend

**aielev6** clean-dirty / schoon-vies

	aielev4			aielev5		aielev6	
Value label	Value	Freq	%	Freq	%	Freq	%
not asked	-2	3	3.4	3	3.4	3	3.4
no answer	-1	1	1.1	1	1.1	1	1.1
	1	25	28.4			7	8.0
<interrupted>							
	9			12	13.6		
		--	-----	--	-----	--	-----
	Total	88	100.0	88	100.0	88	100.0

**aielev7** unimportant-important / onbelangrijk-belangrijk

**aielev8** strong-weak / sterk-zwak

**aielev9** pleasant-unpleasant / prettig-naar

**aielev7                      aielev8                      aielev9**

<i>Value label</i>	<i>Value</i>	<i>Freq</i>	<i>%</i>	<i>Freq</i>	<i>%</i>	<i>Freq</i>	<i>%</i>
not asked	-2	3	3.4	3	3.4	3	3.4
no answer	-1	1	1.1	2	2.3	1	1.1
<interrupted>	1			4	4.5	11	12.5
	9	21	23.9				
		--	-----	--	-----	--	-----
Total		88	100.0	88	100.0	88	100.0

**aielev10** attractive-repulsive / aantrekkelijk-afstotend

**aielev11** good-bad / goed-slecht

**aielev12** unkind-nice / onaardig-aardig

	<b>aielev10</b>			<b>aielev11</b>		<b>aielev12</b>	
<i>Value label</i>	<i>Value</i>	<i>Freq</i>	<i>%</i>	<i>Freq</i>	<i>%</i>	<i>Freq</i>	<i>%</i>
not asked	-2	3	3.4	3	3.4	3	3.4
no answer	-1	2	2.3	2	2.3	1	1.1
<interrupted>	1	1	1.1	11	12.5		
	9					9	10.2
		--	-----	--	-----	--	-----
Total		88	100.0	88	100.0	88	100.0

**aielev13** happy-unhappy / gelukkig-ongelukkig

**aielev14** hard-soft / hard-zacht

**aielev15** active-passive / actief-passief

**aielev16** calm-excited / kalm-opgewonden

	<b>aielev13</b>			<b>aielev14</b>		<b>aielev15</b>		<b>aielev16</b>	
<i>Value label</i>	<i>Value</i>	<i>Freq</i>	<i>%</i>	<i>Freq</i>	<i>%</i>	<i>Freq</i>	<i>%</i>	<i>Freq</i>	<i>%</i>
not asked	-2	3	3.4	3	3.4	3	3.4	3	3.4
no answer	-1	3	3.4	1	1.1	2	2.3	2	2.3
<interrupted>	1	6	6.8			5	5.7	3	3.4
	9			2	2.3	1	1.1		
		--	-----	--	-----	--	-----	--	-----
Total		88	100.0	88	100.0	88	100.0	88	100.0

## LSNa203

N: 85

Data about: scales characteristics interviewers

Data Source: System

Other files about same topic: LSNa003

Selection of respondents: with valid data

Identification variable: AITERNR

**aiextr** extraversion (interviewer)

Computation of this variable from original variables:

```

recode aiextr3 aiextr5 aiextr10 aiextr12 aiextr14
(7=1) (6=2) (5=3) (3=5) (2=6) (1=7) .
count mis= aiextr1 to aiextr8 aiextr10 aiextr11 aiextr14 (-1) .
recode aiextr1 to aiextr14 (-1=4) .
if (mis<3) aiextr= aiextr1+aiextr2+aiextr3+aiextr4+aiextr5+aiextr6+

```

aiextr7+aiextr8+aiextr10+aiextr11+aiextr14.

Psychometric properties: H= .38, Reliability  $\rho$ = .85.

Value Label	Value	Frequency	%	Cum%
no answer	-1	1	1.2	1.2
	21	1	1.2	2.4
<interrupted>	71	1	1.2	100.0
	Total	85	100.0	

#### **aiagree** agreeableness (interviewer)

Computation of this variable from original variables:

```
recode aiagre1 to aiagre3 aiagre8 aiagre10 aiagre12
(7=1) (6=2) (5=3) (3=5) (2=6) (1=7).
```

```
count mis= aiagre1 to aiagre10 aiagre12 to aiagre14 (-1).
```

```
recode aiagre1 to aiagre14 (-1=4).
```

```
if (mis<3) aiagree=
```

```
aiagre1+aiagre2+aiagre3+aiagre4+aiagre5+aiagre6+
```

```
aiagre7+aiagre8+aiagre9+aiagre10+aiagre12+aiagre13+aiagre14.
```

Psychometric properties: H= .41, Reliability  $\rho$ = .89.

Value Label	Value	Frequency	%	Cum%
	40	1	1.2	1.2
<interrupted>	88	1	1.2	100.0
	Total	85	100.0	

#### **aicons** conscientiousness (interviewer)

Computation of this variable from original variables:

```
recode aicons2 aicons3 aicons9 aicons12
(7=1) (6=2) (5=3) (3=5) (2=6) (1=7).
```

```
count mis= aicons1 aicons2 aicons4 to aicons8
```

```
aicons10 aicons12 to aicons14 (-1).
```

```
recode aicons1 to aicons14 (-1=4).
```

```
if (mis<3) aicons= aicons1+aicons2+aicons4+aicons5+aicons6+aicons7+
```

```
aicons8+aicons10+aicons12+aicons13+aicons14.
```

Psychometric properties: H= .35, Reliability  $\rho$ = .84.

Value Label	Value	Frequency	%	Cum%
	36	2	2.4	2.4
<interrupted>	76	1	1.2	100.0
	Total	85	100.0	

**aiterm** termination social undesirable situations (interviewer)

Computation of this variable from original variables:

```

recode aiterm3 to aiterm5 aiterm9
(7=1) (6=2) (5=3) (3=5) (2=6) (1=7).
count mis= aiterm1 aiterm3 to aiterm5 aiterm8 aiterm10 (-1).
recode aiterm1 to aiterm10 (-1=4).
if (mis<2) aiterm=
aiterm1+aiterm3+aiterm4+aiterm5+aiterm8+aiterm10.

```

Psychometric properties: Reliability  $\alpha = .67$ .

Value Label	Value	Frequency	%	Cum%
no answer	-1	1	1.2	1.2
	14	1	1.2	2.4
<interrupted>	38	1	1.2	100.0
	Total	85	100.0	

**aisecu** feeling secure (interviewer)

Computation of this variable from original variables:

```

recode aisecu1 aisecu4 aisecu6 aisecu7 aisecu10
(7=1) (6=2) (5=3) (3=5) (2=6) (1=7).
count mis= aisecu2 aisecu4 aisecu6 aisecu7 aisecu9 aisecu10 (-1).
recode aisecu2 to aisecu10 (-1=4).
if (mis<2) aisecu= aisecu2+aisecu4+aisecu6+aisecu7+aisecu9+aisecu10.

```

Psychometric properties: Reliability  $\alpha = .67$ .

Value Label	Value	Frequency	%	Cum%
	13	1	1.2	1.2
<interrupted>	42	1	1.2	100.0
	Total	85	100.0	

**aielev** evaluation elderly (interviewer)

Computation of this variable from original variables:

```

recode aielev1 aielev2 aielev4 aielev6 aielev8 to aielev11 aielev13
to aielev15 (9=1) (8=2) (7=3) (6=4) (4=6) (3=7) (2=8) (1=9).
count mis= aielev1 aielev5 to aielev11 aielev13 aielev15 (-1).
recode aielev1 to aielev15 (-1=5).
if (mis<3) aielev= aielev1+aielev5+aielev6+aielev7+aielev8
+aielev9+aielev10+aielev11+aielev13+aielev15.

```

Psychometric properties: H= .45, Reliability  $\rho = .88$ .

Value Label	Value	Frequency	%	Cum%
no answer	-1	2	2.4	2.4
	35	1	1.2	3.5
<interrupted>	89	1	1.2	100.0
	Total	85	100.0	

## LSNa004

N: 7,395

Data about: phone# known by interviewer

Data source: interviewer

Questionnaire: \$c

Selection of respondents: contacted by interviewer before interview/refusal

Identification variable: RESPNR

**aphone** phone# known?

*After the respondent was contacted for the first time, the next questions were asked to the interviewer:*

Was the respondent's phone number already known?

Were you able to trace the respondent's phone number?

*Nadat het eerste contact met de respondent was gelegd, is aan de interviewer gevraagd:*

Was het telefoonnummer van de respondent reeds bekend?

Heeft de respondent een achterhaalbaar telefoonnummer?

Value Label	Value	Frequency	%	Cum%
no answer	-1	4	.1	.1
no, no	1	2242	30.3	30.4
yes, known already	2	2402	32.5	62.9
yes, now available	3	2747	37.1	100.0
Total		7395	100.0	

## LSNa005

N: 7,496

Data about: type of house of respondent (interviewed or refused)

Data source: Interviewer

Other files about same topic: LSNa018

Questionnaire: \$b, rc

Selection of respondents: visited by interviewer

Identification variable: RESPNR

**ares\_typ** type of house

*At the time of the first visit to the house of the respondent: In what kind of a house does R live?*

*Bij het eerste bezoek aan huis: Hoe woont de respondent?*

Value Label	Value	Frequency	%	Cum%
addr=not a house	-6	1	.0	.0
R deceased	-5	3	.0	.1
R unknown at address	-4	2	.0	.1
moved	-3	3	.0	.1
c/o	-2	3	.0	.2
unknown	-1	543	7.2	7.4
attached row	1	2326	31.0	38.4
semi-detached	2	495	6.6	45.0
detached	3	802	10.7	55.7
high rise (elevator)	4	550	7.3	63.1
high rise (no elevat	5	449	6.0	69.1
service flat	6	144	1.9	71.0
apt build elderly (e	7	276	3.7	74.7
home elderly (street	8	316	4.2	78.9
home elderly (servic	9	173	2.3	81.2



---

semi-independent	10	235	3.1	84.3
farm	11	393	5.2	89.6
commune	12	22	.3	89.9
low-level apt buildi	13	407	5.4	95.3
houseboat	14	26	.3	95.6
institution	15	316	4.2	99.9
other	16	8	.1	100.0
canalside house	17	3	.0	100.0
Total		7496	100.0	

---

See also variable *ares\_typ* in LSNa016.

---

## LSNa006

N: 2,548

Data about: refusal

Data source: Interviewer

Questionnaire: \$n

Selection of respondents: refusal respondent reported by interviewer

Identification variable: RESPNR

---

**arefusal** refusal immediately-after doubts

*For definite nonresponse/refusal:* How did the refusal arise?

- 1 R refused immediately, no discussion possible
- 2 R refused after some discussion
- 3 For a moment it seemed as if R would participate, but in the end s/he refused anyway
- 4 R refused after initially having agreed to participate on account of the written questionnaire
- 5 R refused after initially having agreed to participate for a different reason

*Bij definitieve non-response/weigering:* Hoe kwam de weigering tot stand?

- 1 Respondent weigerde onmiddellijk, geen discussie mogelijk
- 2 Respondent weigerde na enige discussie
- 3 Even zag het er naar uit dat de respondent toch mee zou doen, maar uiteindelijk weigerde deze toch
- 4 Respondent weigerde na eerst toestemming gegeven te hebben en een afspraak gemaakt te hebben i.v.m. de schriftelijke vragenlijst
- 5 Respondent weigerde na eerst toestemming gegeven te hebben en een afspraak gemaakt te hebben, om een andere reden

---

<i>Value Label</i>	<i>Value</i>	<i>Frequency</i>	<i>%</i>	<i>Cum%</i>
no answer	-1	48	1.9	1.9
immediately	1	1473	57.8	59.7
after discussion	2	458	18.0	77.7
after doubts	3	278	10.9	88.6
after agreement, que	4	41	1.6	90.2
after agreement, oth	5	250	9.8	100.0
Total		2548	100.0	

---

## LSNa007

N: 4,763

Data about: cooperation respondent

Data source: Interviewer

Questionnaire: \$r

Selection of respondents: cooperation respondent reported by interviewer

Identification variable: RESPNR

**arespons** response after discussion-immediately

*For definite response/participation: How did the participation arise?*

- 1 For a moment it seemed as if R would refuse, but in the end s/he agreed to participate
- 2 R was persuaded with much difficulty
- 3 R was persuaded with some difficulty
- 4 R was easily persuaded
- 5 R immediately agreed to participate

*Bij definitieve response/medewerking: Hoe kwam de medewerking tot stand?*

- 1 Even zag het er naar uit dat R zou weigeren, maar uiteindelijk deed deze toch mee
- 2 Respondent liet zich na veel discussie overhalen
- 3 Respondent liet zich na enige discussie overhalen
- 4 Respondent liet zich gemakkelijk overhalen
- 5 Respondent zei onmiddellijk ja

<i>Value Label</i>	<i>Value</i>	<i>Frequency</i>	<i>%</i>	<i>Cum%</i>
no answer	-1	12	.3	.3
R doubted	1	325	6.8	7.1
after a lot of discu	2	132	2.8	9.8
after some discussio	3	553	11.6	21.5
easy to persuade	4	1193	25.0	46.5
immediately yes	5	2548	53.5	100.0
Total		4763	100.0	

## LSNa008

N: 4,494

Data about: sex, date of birth, age, date and duration of interview, municipality

Data source: Respondent face to face interview, System (computer system, administrative data, computations on original data), Registers of municipalities

Questionnaire: i1, bd, \$t

Other files about same topic: LSNa002, LSNa010, LSNa011

Identification variable: RESPNR

**sex** sex respondent

<i>Value Label</i>	<i>Value</i>	<i>Frequency</i>	<i>%</i>	<i>Cum%</i>
male	1	2196	48.9	48.9
female	2	2298	51.1	100.0
Total		4494	100.0	

What is your date of birth? day .. month .. year 19.. The answer you provided is different from the information we received from the population register. There are several reasons why this may be the case. For example, we may have made errors in our own files. What is the correct date of birth?

Wat is uw geboorte datum? dag .. maand .. jaar 19.. Het antwoord dat u hiervoor heeft gegeven betreffende uw geboortedatum is verschillend van de geboortedatum dat wij doorgekregen hebben uit de burgerlijke stand. Dat kan verschillende oorzaken hebben, bijvoorbeeld fouten bij het overbrengen van de gegevens uit het bevolkingsregister. Wat is de juiste geboortedatum?

**bdate** birth date

*Dates have the format yymmdd.*

Minimum      Maximum  
30102        371229

**aage** age at day of interview

*Age is computed as the difference between date of interview and date of birth.*

Mean      SD      Minimum      Maximum  
72.81    10.01      54.08        89.43

*An integer variable can be obtained by compute aage= rnd(aage).*

**bycohort** 5-years-cohort birthyear

Value Label	Value	Frequency	%	Cum%
1903-07	1	689	15.3	15.3
1908-12	2	774	17.2	32.6
1913-17	3	712	15.8	48.4
1918-22	4	589	13.1	61.5
1923-27	5	593	13.2	74.7
1928-32	6	580	12.9	87.6
1933-37	7	557	12.4	100.0
Total		4494	100.0	

**aplace** municipality of the respondent

Value Label	Value	Frequency	%	Cum%
Amsterdam	10	1296	28.8	28.8
Waterland	15	380	8.5	37.3
Wormerland	16	365	8.1	45.4
Zwolle	20	549	12.2	57.6
Genemuiden	23	158	3.5	61.1
Ommen	24	363	8.1	69.2
Zwartsluis	25	211	4.7	73.9
Hasselt	28	132	2.9	76.9
Oss	30	533	11.9	88.7
Uden	33	311	6.9	95.6
Boekel	34	196	4.4	100.0
Total		4494	100.0	

**aidate** date of interview (questionnaire basic demographics)

Minimum Maximum  
920106 921216

*Question to be answered by the interviewer.*

The respondent was interviewed on more than one day. What was the reason?

Volgens de administratie heeft u het interview op meer dagen gedaan. Waarom was dat?

*Information stored in database LSNa008.dbf.*

**aiweek** # week interview

*Note: Most of the interviews were completed before July 7, 1992.*

Value Label	Value	Frequency	%	Cum%
jan6-jan12	2	118	2.6	2.6
jan13-jan19	3	218	4.9	7.5
jan20-jan26	4	231	5.1	12.6
<interrupted>				
nov30-dec6	49	15	.3	99.8
dec7-dec13	50	7	.2	100.0
dec14-dec20	51	1	.0	100.0
Total		4494	100.0	

**aiseq** sequence# interview for interviewer

Value Label	Value	Frequency	%	Cum%
first interview	1	87	1.9	1.9
	2	87	1.9	3.9
<interrupted>				
	162	1	.0	100.0
Total		4494	100.0	

**adurq** duration questionnaires in minutes

Computation of this variable from original variables:

```
get file 'LSNa093.sys'.
select if (atimeq>0 and aremark<6).
aggregate /outfile='temp.sys' /presorted /break respnr
/adurq 'duration questionnaires'=sum(atimeq).
```

*Note: breaks of 10 minutes or more between two sections of the questionnaire are not counted; breaks within a section of the interview are counted.*

	Mean	Std Dev	Minimum	Maximum	N
all respondents	91.47	32.63	1	306	4494
Q:full, completed	97.29	26.99	19	306	4053
Q:short, completed	26.43	12.63	6	98	342

**acouple** R forms married couple /w other R

Value Label	Value	Frequency	%	Cum%
no couple	-1	4338	96.5	96.5
<interrupted>				
	11252	1	.0	96.6
	34450	1	.0	100.0
Total		4494	100.0	

LSNa009

N: 4,146

Data about: weight factors (herweegfactoren)

Data source: System

Selection of respondents: long version questionnaire, no proxy data

Identification variable: RESPNR

*Three variables have been created using factors to weight the data, to control for stratification and non-response biases.<sup>10</sup> The weights are based on data from respondents who participated in the normal interview (long version, no proxy data); respondents who participated in the short version of the interview have been excluded. The reason is that only few data are available for the latter group, and most analyses will focus on respondents who participated in the long version of the questionnaire. The procedure used does not affect the total sample size, and works basically as follows: if the number of R's with characteristics A equals  $n_i$ , and if the total number of R's equals  $n_{tot}$ , and if the number of people in the population with characteristic A equals  $N_i$ , and if the total number of people in the population equals  $N_{tot}$ , then the weight assigned is  $w_i = (N_i * n_{tot}) / (N_{tot} * n_i)$ . Note that using weighted data may have limitations, for example in regression analyses (Winshop & Radbill, 1994).*

*Er zijn drie variabelen gemaakt met factoren om de data te herwegen, ter correctie op stratificatie- en non-respons-bias. De herweging is gebaseerd op gegevens van respondenten die het gewone interview hebben gehad (dat wil zeggen: geen korte versie en geen proxy-gegevens); respondenten die alleen een verkort interview hebben gedaan zijn bij de berekening van de herweegfactoren buiten beschouwing gelaten. Van deze laatste groep zijn namelijk slechts weinig gegevens beschikbaar, en de meeste analyses zullen betrekking hebben op respondenten die het gewone interview gedaan hebben.*

**awcohsex** weight sex & cohort

*This weight factor should be used in analyses of differences according to both sex and birth cohort. Each category (i.e. males born between 1903 and 1907, females etcetera) is weighted in such a way that it meets national distributions according to region and marital status.*

*Deze herweegfactor is bedoeld voor analyses waarin verschillen tussen mannen en vrouwen en tussen cohorten bestudeerd worden. Binnen iedere categorie (mannen geboren tussen 1903 en 1907, vrouwen geboren tussen 1903 en 1907, mannen geboren tussen 1908 en 1912, enz.) is herwogen naar regio en naar burgerlijke staat.*

Mean	Std Dev	Minimum	Maximum
1.00	.16	.609317	5.750607

**awcoh** weight cohorts

*This weight factor should be used for analyses of inter-cohort differences. In comparison to AWCOHSEX, the sample is additionally corrected for the over-representation of males in most of the cohorts in the sample.*

*Deze herweegfactor is bedoeld voor analyses waarin verschillen tussen cohorten bestudeerd worden. In vergelijking met AWCOHSEX heeft er als extra stap een correctie plaatsgevonden voor de oververtegenwoordiging van mannen in de meeste cohorten binnen onze steekproef.*

Mean	Std Dev	Minimum	Maximum
1.00	.28	.486604	3.358046

<sup>10</sup> A memo, written by A.C. Liefbroer, about the construction of the weight variables is available on request.

**awtot** weight fe/males

*This weight factor should be used for analyses of sex differences for the entire 55-89 year age group, or for frequency distributions for the entire group of 55-89 year olds. In comparison to AWCOH, the sample is additionally corrected for the over-representation of older cohorts the sample.*

*Deze herweegfactor is bedoeld voor analyses waarin verschillen tussen mannen en vrouwen voor de hele groep 55-plussers worden bestudeerd, of voor het uitdraaien van frequentieverdelingen voor de gehele groep 55-plussers. In vergelijking met awcoh heeft er als extra stap een correctie plaatsgevonden voor de oververtegenwoordiging van oudere cohorten in onze steekproef.*

Mean	Std Dev	Minimum	Maximum
1.00	.50	.162092	2.660960

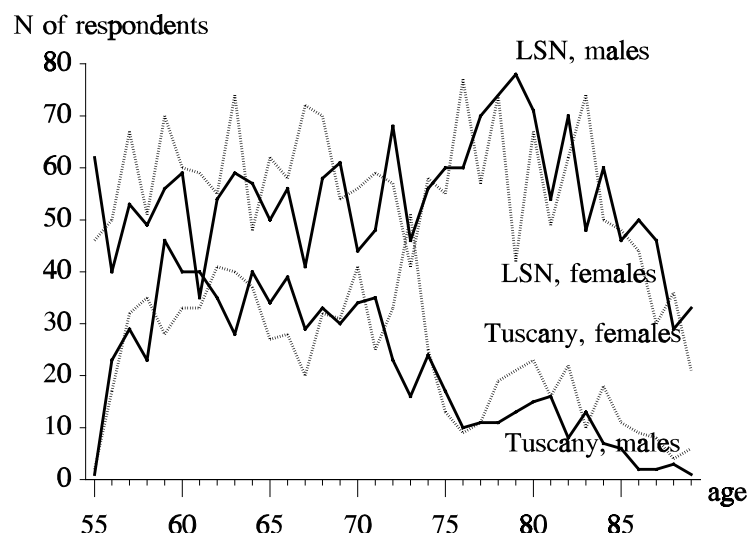
*To use weights, execute the next commands (example):*

```
join match /file 'LSNa010.sys'/file 'LSNa009.sys'/by respnr.
recode all (lo thru -1=-1).
missing values all (-1).
weight by awtot.
frequencies amarst.
weight off.
frequencies amarst.
```

*The weights are of special interest when one wants to present descriptive information about the population of older adults. A consequence of weighting the data is that the N is decreased for the older subsamples. Therefore, an alternative option is to add basic variables like age, sex and municipality as explanatory variables in the analyses.*

**alsnpisa** weight LSN data for comparison with PISA data

*This weight factor should be used for analyses of differences between the LSN data and the data collected by the university of Pisa, Italy. The cases are weighted according to age and sex. Excluded (weighing value 0) are LSN respondents younger than 55 year and Pisa respondents older than 89 year, elderly living in institutions, respondents with whom the interview was terminated before the network was delineated, and LSN respondents who answered the short version of the questionnaire; 3,854 Dutch and 1,548 Tuscany respondents remained. For most age categories, the number of LSN respondents exceeds the number of Pisa respondents (see the figure); exceptions are the age 61 for males and 73 for females. After weighing, the resulting number of respondents in the LSN study is equal to the number of the selected respondents in the Pisa data (N= 1,548).*



Number of male and female respondents in the LSN and the Pisa study included in the weight factor alsnpisa

Mean	Std Dev	Minimum	Maximum
------	---------	---------	---------

.37            .26            .00            1.24

*Example:*

```
join match /file 'LSNa273.sys' /table 'LSNa009.sys' /keep respnr
alsnpisa /by respnr.
compute study=1.
format study (f1).
variable label study 'Netherlands - Tuscany'.
value labels study 1'Netherlands' 2'Tuscany'.
save file 'temp1.sys'.
join match /file 'PISA273.sys' /table 'PISA009.sys' /by respnr.
compute study=2.
save file 'temp2.sys'.
join add /file 'temp1.sys' /file 'temp2.sys'.
weight by alsnpisa.
t-test /groups study (1,2) /variables alo.
```

---

# LSNa010

N: 4,494

Data about: basic demographics respondent

Data source: Respondent face to face interview

Questionnaire: bd, eh

Other files about same topic: LSNa008, LSNa011, LSNa012, LSNa091

Identification variable: RESPNR

**amarst** official marital status

What is your official marital status?

Wat is uw officiële burgerlijke staat?

<i>Value Label</i>	<i>Value</i>	<i>Frequency</i>	<i>%</i>	<i>Cum%</i>
never married	1	301	6.7	6.7
married	2	2607	58.0	64.7
divorced	3	201	4.5	69.2
widowed	4	1385	30.8	100.0
		----	----	
Total		4494	100.0	

*Note: Married includes officially separated ("gescheiden van tafel en bed").*

**apartst** partner status (partner living in the household, sex of the partner, married)

Are you currently living with someone (= person of the opposite sex), whom you consider to be a partner?

Are you currently living with someone (= person of the same sex), whom you consider to be a partner?

Is there someone with whom you do not share living quarters, but do consider to be a partner? And: Is this a man or a woman?

Are you currently living together with your husband/wife? Answer "yes" if the separation is temporary, e.g. in connection with employment, schooling or admission in hospital. Answer "no" if the separation will probably have a duration of over six months.

Woont u nu met een vriend/vriendin (= iemand van het andere geslacht) samen die u als een partner beschouwt?

Woont u nu met een vriend/vriendin (= iemand van het gelijke geslacht) samen die u als een partner beschouwt?

Hebt u iemand waarmee u niet samenwoont, maar die u wel als uw partner beschouwt? En: Is dit een man of een vrouw?

Woont u momenteel met uw man/vrouw samen? *Als de man/vrouw van R tijdelijk afwezig is, bijv. vanwege studie, werk of ziekenhuisverblijf, dan "ja" antwoorden. Bij afwezigheid die waarschijnlijk langer dan zes maanden zal duren, ook al is die vanwege studie, ziekenhuisverblijf, en dergelijke, dan "nee" antwoorden.*

Ik zet de situatie met betrekking tot uw partner nog even op een rijtje. U heeft/leeft .... Is deze informatie juist?



<i>Category</i>	<i>Value</i>	<i>Freq</i>	<i>%</i>
no partner	0	1710	38.1
with spouse (married)	1	2544	56.6
with partner (opposite sex, not married)	2	78	1.7
with same-sex partner (not married)	3	10	.2
partner (opposite sex) outside the household (not married)	4	86	1.9
same-sex partner outside the household (not married)	5	1	.0
spouse outside the household (married)	6	65	1.4
		----	-----
	Total	4494	100.0

*To create a variable `apartner`, for example to explain the well-being, execute:*

```
if (separ=6 | apartst=0)apartner=0.
if (separ<>6 & apartst>0)apartner=1.
variable label apartner 'partner available'.
value label apartner 0'no partner' 1'partner'.
format apartner (f1).
```

*To create a variable `apsex` with the sex of the partner, execute:*

```
join match /file 'LSNa008.sys' /keep respnr sex /file 'LSNa010.sys'
/keep respnr apartst /by respnr.
if (apartst=0)apsex=-1.
if (apartst=3 | apartst=5)apsex=sex.
if (apartst>0 & missing(apsex))apsex=3-sex.
format apsex (f2).
variable label apsex 'sex partner/spouse'.
value label apsex -1'no partner'1'male'2'female'.
```

**asepar** why not living with spouse >6 months

*Asked if the separation will probably have a duration of over six months.*

What is the reason that you are not living together with your spouse?	Waarom woont u niet met uw man/vrouw samen?
1 P is in a home of the elderly, hospital, institution, etc.	1 P verblijft in tehuis, ziekenhuis, inrichting, etc.
2 R is in a home of the elderly, hospital, institution, etc.	2 R verblijft in tehuis, ziekenhuis, inrichting, etc.
3 P is elsewhere in connection with employment, schooling, etc.	3 P verblijft elders wegens werk, opleiding etc.
4 R is elsewhere in connection with employment, schooling, etc.	4 R verblijft elders wegens werk, opleiding etc.
5 R and P are not living together, are not officially divorced but the relationship still exists	5 R en P wonen niet bij elkaar, zijn niet officieel gescheiden, en de partnerrelatie bestaat nog wel
6 R and P have separated without officially being divorced	6 R en P zijn uit elkaar zonder officieel gescheiden te zijn, of alleen van tafel en bed gescheiden
7 otherwise, namely ..	7 anders

<i>Value Label</i>	<i>Value</i>	<i>Frequency</i>	<i>%</i>	<i>Cum%</i>
no partner	-4	1709	38.0	38.0
not married	-3	178	4.0	42.0
not separated	-2	2542	56.6	98.6
dont know	-1	1	.0	98.6
P in hospital/nursin	1	31	.7	99.3
R in hospital/nursin	2	15	.3	99.6
other (rel.sh exists)	5	3	.1	99.7
relationship broken	6	12	.3	99.9
wants to live alone	8	1	.0	100.0
political refugee	9	1	.0	100.0
wife abroad,no house	10	1	.0	100.0
Total		4494	100.0	

### **aeducat** level attained education

What is the highest level of education that you completed (i.e. received a diploma)?

Wat is de hoogste opleiding die u met een diploma hebt afgerond?

- 1 geen opleiding afgerond.
- 2 lager algemeen onderwijs, basisonderwijs.
- 3 lager beroepsonderwijs, omvat: LTS (lagere technische school, ambachtsschool), LHNO (lager huishoud- en nijverheidsonderwijs), landbouwhuishoudschool, huishoudschool, vakschool voor meisjes, nijverheidsschool, LEAO, detailhandels(vak)school, lager land- en tuinbouwonderwijs, lager nautisch onderwijs, etc.
- 4 middelbaar algemeen onderwijs, omvat: LAVO, VGLO, ULO, MULO, MAVO-3, MAVO-4, 3-jarige HBS, middenschool, 3 jaar HAVO.
- 5 middelbaar beroepsonderwijs, omvat: UTS, MBA, MEAO, middelbare land- en tuinbouwschool, MTS (na 1968!), praktijkdiploma boekhouden, ULHNO, MHNO, MSPO, handelsschool, kleuterkweekschool (opleiding tot kleuterleidster), horecaschool, middelbaar middenstandsonderwijs, verpleegstersopleiding, GA1, GF, instrumentmakersopleiding, horlogemakersvakschool, NIMA-A, etc.
- 6 voortgezet algemeen onderwijs, omvat: 5-jarige HBS, MMS, gymnasium, lyceum, atheneum, HAVO, VWO.
- 7 hoger beroepsonderwijs, omvat: MTS (voor 1968!), HTS, HEAO, Sociale Academie, Politie Academie, Pedagogische Academie, Kweekschool, hoger kunstonderwijs, Hogere Zeevaartschool, SPD, LO-akten, N-akten, HHNO, HSPO, diëtiste-, huishoudkundige-, logopedie-, mondhygiëniste-, leraressen opleiding, MO-A, MO-C, Hogere Hotelschool, Hogere Detailhandelsschool, NIMA B/C, Nijenrode, AMBI, ingenieursfase nieuwe stijl, GA-II, etc.
- 8 hoger algemeen onderwijs, omvat: kandidaatsexamen oude stijl, doctoraal examen nieuwe stijl.
- 9 wetenschappelijk onderwijs, omvat: doctoraalfase oude stijl, ingenieursfase oude stijl, promotie (dr.), NIVRA (slotfase), actuaris, MO-B, Hogere Krijgsschool.

Value Label	Value	Frequency	%	Cum%
no answer	-1	10	.2	.2
elementary not compl	1	548	12.2	12.4
elementary education	2	1662	37.0	49.4
lower vocational edu	3	799	17.8	67.2
general intermediate	4	418	9.3	76.5
intermediate vocatio	5	499	11.1	87.6
general secondary ed	6	101	2.2	89.8
higher vocational ed	7	287	6.4	96.2
college education	8	48	1.1	97.3
university education	9	122	2.7	100.0
Total		4494	100.0	

To convert the level of the attained education into the number of years of education:

```
compute aedu = aeducat.
recode aedu (1=5) (2=6) (3=9) (4=10) (5=11) (6=12) (7=15) (8=16) (9=18) .
format aedu (f2).
variable labels aedu 'education level attained (years)'.
value labels aedu -1'no answer' 5'5 years' 18'18 years'.
```

**aedu** education level attained (years)

Value Label	Value	Frequency	%	Cum%
no answer	-1	10	.2	.2
5 years	5	548	12.2	12.4
	6	1662	37.0	49.4
	9	799	17.8	67.2
	10	418	9.3	76.5
	11	499	11.1	87.6
	12	101	2.2	89.8
	15	287	6.4	96.2
	16	48	1.1	97.3
18 years	18	122	2.7	100.0
Total		4494	100.0	

**aemplst** employment status

Are you currently employed? *To be employed means: to be a professional, to have one's own company or practice, to work in a family business or practice, to work on a free-lance basis, to work through a temporary agency, to have a paid apprenticeship, to be on temporary sick-leave (i.e. paid via health, not disability insurances), to be employed in a sheltered workshop.*

Are you unemployed or looking for a job? *R is considered to be unemployed if s/he is registered as looking for work at the job center.*

Does one of the early retirement schemes apply to you?

Are you occupationally disabled?

Are you partially unemployed or looking for a job?

Verricht u nu betaald werk? "*Werk*" omvat: *vrij beroep, eigen bedrijf of praktijk, meewerkend in gezins- of familiebedrijf of praktijk, free-lance, uitzendwerk, stage met loon of salaris, ziektewetuitkering, sociale werkplaats.*

Bent u werkloos of werkzoekend? *R wordt als werkloos of werkzoekend beschouwd als hij/zij bij het arbeidsbureau als werkzoekend staat ingeschreven.*

Bent u vervroegd gepensioneerd? *Hier wordt bedoeld op reguleringen zoals de VUT, als ook bedoeld op reguliere pensionering voor de leeftijd van 65.*

Bent u arbeidsongeschikt?

Bent u gedeeltelijk werkloos of werkzoekend?

Does one of the early retirement schemes partially apply to you? Bent u gedeeltelijk vervroegd gepensioneerd?  
 Are you partially occupationally disabled? Bent u gedeeltelijk arbeidsongeschikt?

Value Label	Value	Frequency	%	Cum%
never had job	1	303	6.7	6.7
now employed	2	407	9.1	15.8
occup disabled	3	253	5.6	21.4
early retirement	4	198	4.4	25.8
unemployed	5	19	.4	26.3
retired	6	2365	52.6	78.9
empl+occ.disabled	7	26	.6	79.5
empl+early retiremen	8	13	.3	79.8
empl+unemployed	9	2	.0	79.8
left workforce (bd)	10	846	18.8	98.6
left workforce (eh)	11	62	1.4	100.0
Total		4494	100.0	

Note: respondents with value 11 answered in section 'bd' that they never had a job, but answered in section 'eh' that they have had a job.

**aemplhr** hours per week employed

On average, how many hours a week do you work? The question enquires into the number of hours according to the employment contract. In the absence of a contract (e.g. because R is self-employed), an approximation of the actual number of hours must be given.

Hoeveel uur per week werkt u gemiddeld? Bij deze vraag gaat het om het aantal uren dat R volgens arbeidscontract werkt. Heeft R geen arbeidscontract, bijv. omdat R zelfstandige is, dan dient een zo goed mogelijke benadering van het werkelijke aantal uren genoteerd te worden.

Value Label	Value	Frequency	%	Cum%
not employed	-2	4046	90.0	90.0
no answer	-1	9	.2	90.2
	1	1	.0	90.3
<interrupted>	98	1	.0	100.0
Total		4494	100.0	

**aemplen** end employment at age of

Value Label	Value	Frequency	%	Cum%
not asked;aemplst=11	-5.00	62	1.4	1.4
now employed	-4.00	448	10.0	11.3
never had job	-3.00	303	6.7	18.1
no answer	-1.00	157	3.5	21.6
	11.44	1	.0	21.6
<interrupted>	86.27	1	.0	100.0
Total		4494	100.0	

What is your primary occupation?

What was your occupation when you retired / left the labor force?

What was your primary occupation at that time that you started working at your first job?

Welk beroep oefent u voornamelijk uit?

Wat was het laatste beroep dat u (voor uw 65ste) hebt uitgeoefend?

Welk beroep oefende u voornamelijk uit toen u met uw eerste betaalde baan begon?

The occupations have been coded according to the Occupational Classification 1992 (SBC92) of the Netherlands Central Bureau of Statistics (NCBS). In the SBC92 occupations are classified into a number of occupational classes, and according to the skill-level needed to perform the tasks that are inherent to that occupation. The NCBS has developed a scheme to convert the codes of the SBC92 to an occupational prestige scale developed by Sixma and Ultee (1983); Goldthorpe and Hope (1974, p. 5) define occupational prestige as "the position of an individual or group within a structure of relations of deference, acceptance and derogation, which represents a distinctive, 'symbolic' aspect of social stratification; occupational prestige, therefore, can be viewed as the symbolic status or reputation of an occupation." The data are stored in file LSNa012. Two variables were derived from these data.

```
get file 'LSNa012.sys'.
modify variables /rename (arllevel=aoccleve) (arlpres=aoccpres) .
if (a65level>aoccleve) aoccleve=a65level.
if (arclevel>aoccleve) aoccleve=arclevel.
if (a65pres>aoccpres) aoccpres=a65pres.
if (arcpres>aoccpres) aoccpres=arcpres.
```

**aoccleve** R: skill level last occupation

Value Label	Value	Frequency	%	Cum%
not asked;aemplst=11	-3	62	1.4	1.4
never had job	-2	303	6.7	8.1
unknown	-1	94	2.1	10.2
elementary	1	438	9.7	20.0
low	2	1520	33.8	53.8
medium	3	1420	31.6	85.4
high	4	466	10.4	95.7
scientific	5	191	4.3	100.0
	Total	4494	100.0	

**aoccpres** R: prestige last occupation

Value Label	Value	Frequency	%	Cum%
not asked;aemplst=11	-3	62	1.4	1.4
never had job	-2	303	6.7	8.1
unknown	-1	93	2.1	10.2
	14	1	.0	10.2
<interrupted>	82	1	.0	100.0
	Total	4494	100.0	

**ases** socio-economic status respondent/couple

The socio-economic status is computed for each respondent on the basis of education (variable *aedu*, file LSNa010), skill level of the occupation (*aoccleve*, file LSNa010), occupational prestige (*aoccpres*, file LSNa010) and income (*aincome*, file LSNa267). If one of the scores on the first three variables is missing or lower than the score of the partner/spouse (variables *apeducat*, file LSNa011; *apoccleve*, file LSNa011; *apoccpres*, file LSNa011), the latter is taken. Scores are replaced for 25% of the males with a partner, and for 82% of the females with a partner. Therefore, for respondents who had a partner in the past and especially for females, e.g. widows, the socio-economic status is underestimated because the characteristics of their deceased partner are not taken into account. Using a variable for socio-economic status based on these premisses is the responsibility of the researcher and he/she has to keep in mind that others, like Van Berkel-Van Schaik & Tax (1990), have doubted the validity of a variable for socio-economic status.

The scores on the four variables (*aedu*, *aoccleve*, *aoccpres*, *aincome*) are standardized. The inter-correlations are all higher than .51. Cronbach's  $\alpha$  is .88 for all respondents with valid scores

( $N=3,345$ ) and is greater than .85 in all categories of (combinations of) sex and five year birth cohorts. The mean of the valid scores on the four variables is computed and assigned to a variable *ses* with a range from 0 to 100. The scores on *aoccle* and *aoccp* were weighted as one score because both are derived from the occupation.

Value Label	Value	Frequency	%	Cum%
missing	-1	1	.0	.0
low status <interrupted>	0	6	.1	.2
high status	100	4	.1	100.0
Total		4494	100.0	

#### **adisab** % occupationally disabled

For what percentage are you occupationally disabled?

Voor hoeveel procent bent u arbeidsongeschikt?

Value Label	Value	Frequency	%	Cum%
not occ disabled	-2	4215	93.8	93.8
no answer	-1	4	.1	93.9
8% occ disabled	8	1	.0	93.9
<interrupted>				
100% occ disabled	100	121	2.7	100.0
Total		4494	100.0	

#### **achurch** membership church

Are you a member of a church or of a particular religious group?

What is your religious denomination?

Bent u lid van een kerkgenootschap of van een andere levensbeschouwelijke groepering?

Tot welke kerkelijke of levensbeschouwelijke stroming behoort u?

- |   |   |    |   |
|---|---|----|---|
| 1 | Nederlands-Hervormde Kerk, bestaat uit diverse zgn. modaliteiten, te weten de Gereformeerde Bond, de Confessionelen en de Vrijzinnigen  | 5  | andere christelijke kerkgenootschappen of groeperingen, b.v. Baptisten, Oud Katholieke Kerk, Doopsgezinden, Pinkstergemeenten, Vrije Evangelie Gemeenten, Volle Evangelie Gemeenten |
| 2 | Gereformeerde Kerken in Nederland, ook wel synodaal gereformeerden genoemd  | 6  | Humanistisch Verbond  |
| 3 | kleine gereformeerde kerkgenootschappen, o.a. Nederlands Gereformeerde Kerken, Oud-Gereformeerde Gemeente, Christelijk Gereformeerde Kerken en Gereformeerde Kerken (vrijgemaakt) | 7  | Jodendom, bijvoorbeeld Nederlands Israëliisch Kerkgenootschap   |
| 4 | Rooms-Katholieke Kerk   | 8  | Islam   |
|   |   | 9  | Hindoeïsme  |
|   |   | 10 | andere levensovertuiging  |

Value Label	Value	Frequency	%	Cum%
not asked (tech. reason)	-6	1	.0	.0
no answer	-1	1	.0	.0
no member	0	1691	37.6	37.7
Reformed (NedHerv)	1	880	19.6	57.3
Dutch Reformed (Gere)	2	327	7.3	64.5
small Reformed denom	3	97	2.2	66.7
Roman-Catholic (RK)	4	1300	28.9	95.6
other protestant den	5	113	2.5	98.1
Humanistic Society	6	16	.4	98.5
Jewish	7	10	.2	98.7
Muslim	8	8	.2	98.9
other	10	50	1.1	100.0
Total		4494	100.0	

**achaff** church affiliation strength

How strongly affiliated with the church (religious denomination) do you currently feel?  
Kunt u aangeven hoe sterk u zich thans met de kerk verbonden voelt?  
in het geheel niet verbonden, weinig verbonden, verbonden, sterk verbonden

Value Label	Value	Frequency	%	Cum%
not asked (techn. rea)	-6	15	.3	.3
no church member	-2	1691	37.6	38.0
not in the least	1	202	4.5	42.5
mildly affiliated	2	527	11.7	54.2
affiliated	3	1060	23.6	77.8
strongly affiliated	4	999	22.2	100.0
Total		4494	100.0	

**achfrq** frequency of church attendance

Do you attend church services or meetings of your religious group, and if so, how often? *Instead of using the word "church", one can also refer to the "mosque", "synagogue", "temple", "prayer meeting", and so forth.*

Gaat u wel eens naar de kerk, en zo ja, hoe vaak? *In plaats van "kerk", mag ook over "moskee", "tempel", "gebedsruimte", "religieuze bijeenkomst", "synagoge" en dergelijke gesproken worden.*

Value Label	Value	Frequency	%	Cum%
yearly or less	1	2207	49.1	49.1
several times year	2	422	9.4	58.5
monthly	3	172	3.8	62.3
2-3 times month	4	254	5.7	68.0
weekly or more	5	1439	32.0	100.0
Total		4494	100.0	

**abwhere** born in Netherlands/abroad

Where were you born?  
Waar bent u geboren?

Value Label	Value	Frequency	%	Cum%
Netherlands	1	4238	94.3	94.3
abroad	2	256	5.7	100.0
Total		4494	100.0	

**abplace** place of birth

In which place/town/country were you born? *In Netherlands: town, abroad: country*  
In welke plaats/land bent u geboren?

*Information stored in database LSNa269.dbf.*

**abplmove** moved from birthplace

Until what year did you live in your place of birth?  
Tot welk jaar hebt u in uw geboorteplaats gewoond?  
*Converted to the age of the respondent.*

Value Label	Value	Frequency	%	Cum%
still in place born	-2.00	1494	33.2	33.2
no answer	-1.00	161	3.6	36.8
at age of 0	.00	46	1.0	37.9
<interrupted>	85.83	1	.0	100.0
Total		4494	100.0	

**afmplace** place of first move

To which place (town) did you move then?

Naar welke plaats bent u toen verhuisd?

*Information stored in database LSNa269.dbf.*

**anation** nationality

What nationality do you have?

- Dutch only
- dual nationality among which Dutch
- other nationality only

Welke nationaliteit hebt u?

- Nederlandse
- meer nationaliteiten, waaronder de Nederlandse
- een andere dan de Nederlandse

<i>Value Label</i>	<i>Value</i>	<i>Frequency</i>	<i>%</i>	<i>Cum%</i>
Dutch only	1	4456	99.2	99.2
Surinam only	2	2	.0	99.2
Turkish only	3	2	.0	99.2
Moroccan only	4	4	.1	99.3
<interrupted>				
swiss only	29	2	.0	100.0
Total		4494	100.0	

**aethnic** ethnic identification

Of which ethnic group do you consider yourself to be a member?

Tot welke bevolkingsgroep rekent u zich?

*Not asked when born in the Netherlands and the nationality is Dutch.*

<i>Value Label</i>	<i>Value</i>	<i>Frequency</i>	<i>%</i>	<i>Cum%</i>
born Neth+nat=Dutch	-2	4225	94.0	94.0
Dutch/Netherlands	1	221	4.9	98.9
Antillian	3	4	.1	99.0
<interrupted>				
English	25	2	.0	100.0
Total		4494	100.0	

*Information of category "other" stored in database LSNa008.dbf.*



# LSNa011

N: 2,759

Data about: basic demographics partner/spouse

Data source: Respondent face to face interview

Questionnaire: bd

Selection of respondents: with partner only, if valid data

Identification variable: RESPNR

*A "partner" is either a spouse, a person of the opposite sex sharing living quarters considered by the respondent to be a partner, a person of the same sex sharing living quarters considered by the respondent to be a partner, or someone who is considered to be a partner, but with whom R does not share living quarters (also referred to as Living-Apart-Together; LAT-partner).*

*Een "partner" is òf een huwelijkspartner, òf iemand van het andere geslacht met wie wordt samengewoond en die als partner wordt beschouwd, òf iemand van hetzelfde geslacht met wie wordt samengewoond en die als partner wordt beschouwd, òf iemand met wie R een lat-relatie onderhoudt.*

## **apage** age partner

When was your partner born? month .. year 19..

Wanneer is uw partner geboren? maand .. jaar 19..

*The birth date is converted to the age at the day of the interview, with the birth day fixed at 15.*

*When the partner participates in the network study, the birth day is known from that data collection. In case of a missing value for the month, the month is set to 7 and the day to 1.*

Value Label	Value	Frequency	%	Cum%
not asked(techn.reas	-6.00	7	.3	.3
no answer	-1.00	5	.2	.4
30.03 years old	30.03	1	.0	.5
<interrupted>				
93.05 years old	93.05	1	.0	100.0
Total		2759	100.0	

## **alatstrt** start of lat-relationship <age R>

Since when have you and s/he been involved in a lat-relationship? month .. year 19..

Sinds wanneer heeft u met deze man/vrouw een partnerrelatie? maand .. jaar 19..

*Converted to the age of the respondent.*

Value Label	Value	Frequency	%	Cum%
P in household/married	-2.00	2677	97.0	97.0
no answer	-1.00	3	.1	97.1
22 years old	22.00	1	.0	97.2
<interrupted>				
83.31 years old	83.31	1	.0	100.0
Total		2759	100.0	

**alatpla** plan to cohabit/marry

Would you like to live together with him/her in the future or to get married?

- 1 neither cohabitation nor marriage
- 2 cohabitation, but no marriage
- 3 cohabitation, and marriage probably later
- 4 marriage in any case, perhaps cohabitation first
- 5 marriage without prior cohabitation

Zou u in de toekomst met uw partner willen gaan samenwonen of met hem/haar trouwen?

- 1 niet samenwonen en niet trouwen
- 2 samenwonen, maar niet trouwen
- 3 samenwonen, en daarna waarschijnlijk trouwen
- 4 in ieder geval trouwen, misschien eerst samenwonen
- 5 gelijk trouwen

<i>Value Label</i>	<i>Value</i>	<i>Frequency</i>	<i>%</i>	<i>Cum%</i>
P in household/marriage	-2	2677	97.0	97.0
no answer	-1	14	.5	97.5
no liv.tog,no marriage	1	55	2.0	99.5
liv.tog,no marriage	2	11	.4	99.9
liv.tog,then prob marriage	3	1	.0	100.0
	5	1	.0	100.0
Total		2759	100.0	

**anocoh** why no plan to cohabit/marry

What is the reason that you have no wish to live together or to get married?

- 1 loss of freedom
- 2 bad experiences in the past
- 3 expected opposition in the family
- 4 physical and/or mental problems
- 5 financial considerations
- 6 practical considerations (e.g. house too small)
- 7 not able to get used to living with a partner again
- 8 do not (yet) know partner well enough
- 9 other reasons

Waarom wilt u niet gaan samenwonen of trouwen?

- 1 verlies van vrijheid
- 2 slechte ervaringen in het verleden
- 3 verwachte weerstand binnen de familie
- 4 fysieke en/of psychische problemen
- 5 financiële redenen
- 6 praktische redenen (bijv. woning te klein)
- 7 zou niet meer aan samenleven met partner kunnen wennen
- 8 kent partner daarvoor (nog) niet goed genoeg
- 9 overige redenen

<i>Value Label</i>	<i>Value</i>	<i>Frequency</i>	<i>%</i>	<i>Cum%</i>
not asked (techn.rea)	-6	11	.4	.4
plans liv together	-3	11	.4	.8
P in household/marriage	-2	2677	97.0	97.8
no answer alatpla	-1	5	.2	98.0
loss freedom	1	18	.7	98.7
bad experiences past	2	1	.0	98.7
physic/psychiatric p	4	2	.1	98.8
financial reasons	5	6	.2	99.0
practical reasons:ho	6	4	.1	99.1
no liv.tog again	7	9	.3	99.5
rel.sh too short	8	1	.0	99.5
other	9	14	.5	100.0
Total		2759	100.0	

**awhencoh** when plan to cohabit

Within what period of time would you prefer to start living together or to get married?  
Op welke termijn zou u het liefst met uw partner willen gaan samenleven?

<i>Value Label</i>	<i>Value</i>	<i>Frequency</i>	<i>%</i>	<i>Cum%</i>
no plan liv together	-3	55	2.0	2.0
P in household/marri	-2	2677	97.0	99.0
no answer alatpla	-1	14	.5	99.5
within year	1	8	.3	99.8
within 2 years	2	4	.1	100.0
after 2 or more year	3	1	.0	100.0
Total		2759	100.0	

**apeducat** level attained education partner

What is the highest level of education that your partner completed (i.e. received a diploma)?  
Wat is de hoogste opleiding die uw partner met een diploma heeft afgerond?

<i>Value Label</i>	<i>Value</i>	<i>Frequency</i>	<i>%</i>	<i>Cum%</i>
not asked (techn. rea	-6	8	.3	.3
no answer	-1	21	.8	1.1
elementary not compl	1	208	7.5	8.6
elementary education	2	1002	36.3	44.9
lower vocational edu	3	575	20.8	65.7
general intermediate	4	319	11.6	77.3
intermediate vocatio	5	308	11.2	88.5
general secondary ed	6	51	1.8	90.3
higher vocational ed	7	186	6.7	97.1
college education	8	29	1.1	98.1
university education	9	52	1.9	100.0
Total		2759	100.0	

**apemplst** employment status partner

Is your partner currently employed?

Is your partner unemployed or looking for a job?

Does one of the early retirement schemes apply to your partner?

Is your partner occupationally disabled?

Is your partner partially unemployed or looking for a job?

Does one of the early retirement schemes partially apply to your partner?

Is your partner partially occupationally disabled?

Verricht uw partner betaald werk?

Is uw partner werkloos of werkzoekend?

Is uw partner vervroegd gepensioneerd?

Is uw partner arbeidsongeschikt?

Is uw partner gedeeltelijk werkloos of werkzoekend?

Is uw partner gedeeltelijk vervroegd gepensioneerd?

Is uw partner gedeeltelijk arbeidsongeschikt?

<i>Value Label</i>	<i>Value</i>	<i>Frequency</i>	<i>%</i>	<i>Cum%</i>
not asked (techn.reason)	-6	8	.3	.3
never had job	1	325	11.8	12.1
now employed	2	287	10.4	22.5
occup disabled	3	177	6.4	28.9
early retirement	4	134	4.9	33.8
unemployed	5	19	.7	34.5
empl+occ.disabled	7	18	.7	35.1
empl+early retiremen	8	6	.2	35.3
empl+unemployed	9	3	.1	35.4
left workforce	10	1782	64.6	100.0
Total		2759	100.0	

**apemplhr** hours per week employed

On average, how many hours a week does your partner work?

Hoeveel uur per week werkt uw partner gemiddeld?

<i>Value Label</i>	<i>Value</i>	<i>Frequency</i>	<i>%</i>	<i>Cum%</i>
not employed	-2	2438	88.4	88.4
no answer	-1	15	.5	88.9
<interrupted>				
	99	2	.1	100.0
Total		2759	100.0	

**apemplen** end employment partner <age partner>

In what year did your partner leave the labor force?

In welk jaar beëindigde uw partner de laatste betaalde baan?

*Converted to the age of the partner.*

<i>Value Label</i>	<i>Value</i>	<i>Frequency</i>	<i>%</i>	<i>Cum%</i>
now employed	-4.00	315	11.4	11.4
never had job	-3.00	325	11.8	23.2
age P unknown	-2.00	2	.1	23.3
dont know	-1.00	102	3.7	27.0
13.08 years old	13.08	1	.0	27.0
<interrupted>				
82.08 years old	82.08	1	.0	100.0
Total		2759	100.0	

What is your partner's primary occupation? What was your partner's occupation when s/he retired / left the labor force?

Welk beroep oefent uw partner voornamelijk uit? Wat was het laatste beroep dat uw partner (voor zijn/haar 65ste) heeft uitgeoefend?

**apoclev** P: skill level last occupation

<i>Value Label</i>	<i>Value</i>	<i>Frequency</i>	<i>%</i>	<i>Cum%</i>
never had job	-2	325	11.8	11.8
unknown	-1	105	3.8	15.6
elementary	1	235	8.5	24.1
low	2	926	33.6	57.7
medium	3	816	29.6	87.2
high	4	250	9.1	96.3
scientific	5	102	3.7	100.0
Total		2759	100.0	

**apocpre** P: prestige last occupation

<i>Value Label</i>	<i>Value</i>	<i>Frequency</i>	<i>%</i>	<i>Cum%</i>
never had job	-2	325	11.8	11.8

---

unknown <interrupted>	-1	105	3.8	15.6
	82	2	.1	100.0
	Total	2759	100.0	

---

**apdisab** % disabled partner

For what percentage is your partner occupationally disabled?

Voor hoeveel procent is uw partner arbeidsongeschikt?

<i>Value Label</i>	<i>Value</i>	<i>Frequency</i>	<i>%</i>	<i>Cum%</i>
not occ disabled	-3	2556	92.6	92.6
no partner	-2	1	.0	92.7
no answer	-1	11	.4	93.1
<interrupted>				
100% occ disabled	100	104	3.8	100.0
	Total	2759	100.0	

---

**apchurch** membership church partner

Is your partner a member of a church or of a particular religious group? What is his/her religious denomination?

Is uw partner lid van een kerkgenootschap of van een andere levensbeschouwelijke groepering?

Tot welke kerkelijke of levensbeschouwelijke stroming behoort hij/zij?

<i>Value Label</i>	<i>Value</i>	<i>Frequency</i>	<i>%</i>	<i>Cum%</i>
not asked(tech.reaso	-6	9	.3	.3
no answer	-1	3	.1	.4
no member	0	1047	37.9	38.4
Reformed (NedHerv)	1	538	19.5	57.9
Dutch Reformed (Gere	2	201	7.3	65.2
small Reformed denom	3	67	2.4	67.6
Roman-Catholic (RK)	4	790	28.6	96.2
other protestant den	5	51	1.8	98.1
Humanistic Society	6	5	.2	98.3
Jewish	7	4	.1	98.4
Muslim	8	8	.3	98.7
other	10	36	1.3	100.0
	Total	2759	100.0	

---

**apchfrq** frequency of church attendance partner

Does your partner attend church services or meetings of his/her religious group, and if so, how often? Gaat uw partner wel eens naar de kerk, en zo ja, hoe vaak?

<i>Value Label</i>	<i>Value</i>	<i>Frequency</i>	<i>%</i>	<i>Cum%</i>
not asked (techn. rea	-6	8	.3	.3
yearly or less	1	1369	49.6	49.9
a few times a year	2	257	9.3	59.2
monthly	3	119	4.3	63.5
2-3 times month	4	149	5.4	68.9
weekly or more	5	857	31.1	100.0
	Total	2759	100.0	

---

# LSNa012

N: 4,494

Data about: characteristics occupation respondent and partner

Data source: Respondent face to face interview

Questionnaire: bd, eh

Other files about same topic: LSNa010, LSNa011, LSNa267

Identification variable: RESPNR

**ar1sbc92** first job of respondent: standard classification occupation

What was your primary occupation at that time that you started working at your first job?

Welk beroep oefende u voornamelijk uit toen u met uw eerste betaalde baan begon?

**arlsbc92** last job of respondent: standard classification occupation

What was your occupation when you left the labor force?

Wat was het laatste beroep dat u hebt uitgeoefend?

**a65sbc92** respondent's job at the age of 65: standard classification occupation

What was your occupation when you retired?

Wat was het laatste beroep dat u voor uw 65ste hebt uitgeoefend?

**arcsbc92** current job of respondent: standard classification occupation

What is your primary occupation?

Welk beroep oefent u voornamelijk uit?

*Information on occupations stored in database LSNa012.dbf.*

	<b>ar1sbc92</b>		<b>arlsbc92</b>		<b>a65sbc92</b>		<b>arcsbc92</b>		
<i>Value label</i>	<i>Value</i>	<i>Freq</i>	<i>%</i>	<i>Freq</i>	<i>%</i>	<i>Freq</i>	<i>%</i>	<i>Freq</i>	<i>%</i>
unknown/n.a.	-1	789	17.6	899	20.0	4159	92.5	4058	90.3
	11101	1	.0						
<interrupted>									
	99101	1	.0						
		----	----	----	----	----	----	----	----
Total		4494	100.0	4494	100.0	4494	100.0	4494	100.0

**ar1class ar1class a65class arcclass occupational class SBC92**

	<b>ar1class</b>		<b>ar1class</b>		<b>a65class</b>		<b>arcclass</b>		
<i>Value label</i>	<i>Value</i>	<i>Freq</i>	<i>%</i>	<i>Freq</i>	<i>%</i>	<i>Freq</i>	<i>%</i>	<i>Freq</i>	<i>%</i>
unknown/n.a.	-1	790	17.6	900	20.0	4159	92.5	4058	90.3
elementary occ	11	609	13.6	424	9.4	26	.6	25	.6
<interrupted>									
scien managers	98	3	.1	41	.9	4	.1	3	.1
		----	----	----	----	----	----	----	----
Total		4494	100.0	4494	100.0	4494	100.0	4494	100.0

**ar1level ar1level a65level arclevel occupational skill level SBC92**

	<b>ar1level</b>		<b>ar1level</b>		<b>a65level</b>		<b>arclevel</b>		
<i>Value label</i>	<i>Value</i>	<i>Freq</i>	<i>%</i>	<i>Freq</i>	<i>%</i>	<i>Freq</i>	<i>%</i>	<i>Freq</i>	<i>%</i>
unknown/n.a.	-1	790	17.6	900	20.0	4159	92.5	4058	90.3
elementary	1	609	13.6	424	9.4	26	.6	25	.6
low	2	1847	41.1	1414	31.5	74	1.6	115	2.6
medium	3	954	21.2	1229	27.3	168	3.7	179	4.0
high	4	216	4.8	372	8.3	34	.8	82	1.8
scientific	5	78	1.7	155	3.4	33	.7	35	.8
		----	----	----	----	----	----	----	----
Total		4494	100.0	4494	100.0	4494	100.0	4494	100.0

ar1type	ar1type	a65type arctype main type of skills in occupation							
		ar1type			ar1type		a65type		arctype
Value label	Value	Freq	%	Freq	%	Freq	%	Freq	%
unknown/n.a.	-1	790	17.6	900	20.0	4159	92.5	4058	90.3
general	1	610	13.6	427	9.5	26	.6	26	.6
pedagogical	2	137	3.0	140	3.1	7	.2	24	.5
agricultural	4	343	7.6	237	5.3	59	1.3	54	1.2
natural science	5	29	.6	27	.6				
technical	6	1003	22.3	858	19.1	77	1.7	78	1.7
transport	8	62	1.4	133	3.0	7	.2	18	.4
(para)medical	9	103	2.3	111	2.5	17	.4	14	.3
administr/com	11	663	14.8	859	19.1	69	1.5	122	2.7
juridical/sec	13	38	.8	85	1.9	7	.2	15	.3
cultural/ling	15	32	.7	52	1.2	12	.3	22	.5
social science	16	31	.7	57	1.3	14	.3	16	.4
care & services	17	650	14.5	555	12.3	34	.8	41	.9
management	18	3	.1	53	1.2	6	.1	6	.1
Total		4494	100.0	4494	100.0	4494	100.0	4494	100.0

ar1pres	ar1pres	a65pres arcpres occupational prestige according to Sixma & Ultee							
		ar1pres			ar1pres		a65pres		arcpres
Value label	Value	Freq	%	Freq	%	Freq	%	Freq	%
unknown/n.a.	-1	789	17.6	899	20.0	4159	92.5	4058	90.3
low prestige	13	1	.0						
<interrupted>	82	1	.0						
Total		4494	100.0	4494	100.0	4494	100.0	4494	100.0

**aplsbc92** last job of partner: standard classification occupation SBC92

What was your partner's occupation when s/he left the labor force?

Wat was het laatste beroep dat uw partner heeft uitgeoefend?

**ap6sbc92** partner's job at the age of 65: standard classification occupation SBC92

What was your partner's occupation when s/he retired?

Wat was het laatste beroep dat uw partner voor zijn/haar 65ste heeft uitgeoefend?

**apcsbc92** current job of partner: standard classification occupation SBC92

What is your partner's primary occupation?

Welk beroep oefent uw partner voornamelijk uit?

Value label	Value	aplsbc92			ap6sbc92		apcsbc92	
		Freq	%	Freq	%	Freq	%	
no partner	-2	1710	38.1	1710	38.1	1710	38.1	
unknown/n.a.	-1	756	16.8	2669	59.4	2489	55.4	
<interrupted>	11101	1	.0					
	99301	1	.0					
Total		4494	100.0	4494	100.0	4494	100.0	

**apclass ap6class apcclass occupational class SBC92**

Value label	Value	apclass		ap6class		apcclass	
		Freq	%	Freq	%	Freq	%
no partner	-2	1710	38.1	1710	38.1	1710	38.1
unknown/n.a.	-1	756	16.8	2669	59.4	2490	55.4
elementary occupatio <interrupted>	11	215	4.8	10	.2	21	.5
scien managers	98	23	.5	2	.0	2	.0
		----	-----	----	-----	----	-----
Total		4494	100.0	4494	100.0	4494	100.0

**aplevel ap6level apclevel occupational skill level SBC92**

Value label	Value	aplevel		ap6level		apclevel	
		Freq	%	Freq	%	Freq	%
no partner	-2	1710	38.1	1710	38.1	1710	38.1
unknown/n.a.	-1	756	16.8	2669	59.4	2490	55.4
elementary	1	215	4.8	10	.2	21	.5
low	2	856	19.0	21	.5	69	1.5
medium	3	695	15.5	57	1.3	119	2.6
high	4	177	3.9	18	.4	69	1.5
scientific	5	85	1.9	9	.2	16	.4
		----	-----	----	-----	----	-----
Total		4494	100.0	4494	100.0	4494	100.0

**aptype ap6type apctype main type of skills in occupation**

Value label	Value	aptype		ap6type		apctype	
		Freq	%	Freq	%	Freq	%
no partner	-2	1710	38.1	1710	38.1	1710	38.1
unknown/n.a.	-1	756	16.8	2669	59.4	2490	55.4
general	1	216	4.8	11	.2	23	.5
pedagogical	2	72	1.6	5	.1	18	.4
agricultural	4	127	2.8	21	.5	34	.8
natural science	5	13	.3	0	.0	2	.0
technical	6	495	11.0	22	.5	52	1.2
transport	8	74	1.6	3	.1	5	.1
(para)medical	9	65	1.4	3	.1	13	.3
administr/commercial	11	495	11.0	34	.8	94	2.1
juridical/security	13	43	1.0	3	.1	5	.1
cultural/linguistic	15	19	.4	2	.0	9	.2
social science	16	25	.6	6	.1	12	.3
care & services	17	358	8.0	3	.1	21	.5
management	18	26	.6	2	.1	6	.1
		----	-----	----	-----	----	-----
Total		4494	100.0	4494	100.0	4494	100.0

**aplpres ap6pres apcpres occupational prestige (Sixma & Ultee)**

Value label	Value	aplpres		ap6pres		apcpres	
		Freq	%	Freq	%	Freq	%
no partner	-2	1710	38.1	1710	38.1	1710	38.1
unknown/n.a.	-1	756	16.8	2669	59.4	2490	55.4
<interrupted>	17	31	.7				
	82	2	.0				
		----	-----	----	-----	----	-----
Total		4494	100.0	4494	100.0	4494	100.0



# LSNa013

N: 4,491

Data about: choice short version questionnaire

Data source: Interviewer

Other files about same topic: LSNa014

Questionnaire: ms

Identification variable: RESPNR

*The short form of the Minimal Mental State Examination (a cognitive screening test) is administered if in the view of the interviewer, the respondent needs a considerable amount of time to answer general background questions, and/or provides a date of birth which differs from that based on information from the population registers. On the basis of the results of the cognitive test, the interviewer decides either to continue with the rest of the regular interview schedule, or to administer the short version.*

**asuspect** administer cognitive test?

Interviewer, relatively much time has passed since the interview started (.. minutes)/ the date of birth provided by R is incorrect. Is it possible that R is unable to complete the full interview? What is your opinion?

Interviewer, de tot dusverre verlopen tijd is lang (.. minuten)/ R heeft een onjuiste geboortedatum gegeven. Kan het zijn dat R niet goed in staat is het volledige interview te voltooien? Wat is uw mening?

- het is zinvol om de cognitieve test te doen

- er waren bijzondere omstandigheden, de capaciteiten van R zijn voldoende, de cognitieve test is niet zinvol

Value Label	Value	Frequency	%	Cum%
no test	1	4308	95.9	95.9
yes, examine test	2	183	4.1	100.0
Total		4491	100.0	

**ashort** short version questionnaire?

*Asked after the question of LSNa014: Interviewer, R has obtained a score of .. That is very low / not very poor, but not very good either / high; there is probably no need to administer the short version (the maximum score is 18, obtained if no errors are made). You should be aware that the interview can always be terminated if no progress is being made. Have you decided to administer the short version? Please tell us why you made this decision. Interviewer, are you sure that the short version should be administered?*

Interviewer, R heeft .. punten gescoord (het maximum is 18, bij geen fouten). Dat is erg weinig / dat is niet erg slecht, maar ook niet erg goed / dat is veel; er is waarschijnlijk geen reden voor een kort interview. U weet dat u hierna altijd het interview kan onderbreken wanneer het echt niet meer gaat. Kiest u voor de zeer korte versie van de vragenlijst? Geef een toelichting.

Interviewer, weet u zeker dat u kiest voor de verkorte versie?

Value Label	Value	Frequency	%	Cum%
no, long version	1	4136	92.1	92.1
yes, short but not confirmed	2	9	.2	92.3
yes, short and confirmed	3	346	7.7	100.0
Total		4491	100.0	

**ashort\_r** reason for short version

Value Label	Value	Frequency	%	Cum%
no short version	-2	4145	92.3	92.3
no answer by I	-1	15	.3	92.6
other reason	1	7	.2	92.8
language	10	13	.3	93.1
no time, not interested	100	68	1.5	94.6
emotional	1000	7	.2	94.7
	1100	1	.0	94.8
psychiatric	10000	7	.2	94.9
cognitive	100000	78	1.7	96.7
	100010	2	.0	96.7
	101000	2	.0	96.7
physical	1000000	94	2.1	98.8
	1000001	1	.0	98.9
	1000010	1	.0	98.9
	1000100	1	.0	98.9
	1001000	3	.1	99.0
	1100000	45	1.0	100.0
	1100010	1	.0	100.0
Total		4491	100.0	

Information stored in database LSNa013.dbf.

## LSNa014

N: 183

Data about: short cognitive test

Data source: Respondent face to face interview

Other files about same topic: LSNa013

Questionnaire: ms

Selection of respondents: see variable asuspect (LSNa013)

Identification variable: RESPNR

The next questions concern memory and concentration. To obtain an indication of these, the next questions are put to all the respondents. *The other respondents will answer these questions in the second part of this data collection (1992, September - 1993, June).*

De volgende vragen gaan over geheugen en concentratie. Om daarvan een indruk te krijgen worden deze vragen in dit onderzoek aan iedereen gesteld. *De overige respondenten zullen deze vragen beantwoorden in het tweede deel van het onderzoek (september 1992 - juni 1993).*

Asked in the sequence: amemory1 ammse04 ammse06 ammse08 ammse11 ammse12 ammse17 ammse14.

**amemory1** ever had problems with memory?

*Have you ever had any problems with your memory?*

*Heeft u ooit problemen gehad met uw geheugen?*

Value Label	Value	Frequency	%	Cum%
no answer	-1	1	.5	.5
no	1	113	61.7	62.3
yes	2	69	37.7	100.0
Total		183	100.0	

The next questions are from Folstein, Folstein & McHugh (1975).

- ammse04** What day of the week is it today? (Monday, Tuesday, etc.)  
Welke dag van de week is het nu? (Maandag, Dinsdag, etc.)
- ammse06** Can you tell me which province we are in? (Noord Holland, Noord Brabant, Overijssel)  
Kunt u me zeggen in welke provincie we nu zijn?
- ammse08** Can you give me the names of two main streets that are close to here? *Any answer is correct. However, if R fails to provide two names or says "I don't know", the answer is incorrect.*  
Kunt u twee hoofdstraten hier vlakbij noemen? *Elk antwoord is goed. Als R er geen twee noemt of zegt "ik weet het niet", is de score onjuist.*
- ammse17** Please repeat after me "No if, and or but". *Speak slowly and clearly.*  
Wilt u de volgende zin herhalen: "Geen als en of maar". *Duidelijk en langzaam voorlezen.*

	ammse04		ammse06		ammse08		ammse17		
Value label	Value	Freq	%	Freq	%	Freq	%	Freq	%
no answer	-1	3	1.6	4	2.2	5	2.7	5	2.7
incorrect	1	52	28.4	46	25.1	90	49.2	118	64.5
correct	2	128	69.9	133	72.7	88	48.1	60	32.8
		----	-----	----	-----	----	-----	----	-----
	Total	183	100.0	183	100.0	183	100.0	183	100.0

**ammse11** repeat names of 3 objects

I am going to give you the names of three objects. After I have done so, I would like you to repeat their names. Please try to remember the names of the three objects. *Speak slowly, about one second for each word.*

Apple Table Nickel

Can you repeat the names of the objects? *Code the results of the first attempt. Count the number of correct responses; the order in which the objects is given is not important. After the first attempt, name the three words again. Ask the respondent to repeat them. Continue -with a maximum of five attempts- until the respondent is able to repeat the names of the three objects.*

Ik ga nu namen van drie voorwerpen opnoemen. Nadat ik die genoemd heb, moet u de namen van deze voorwerpen herhalen. Probeer u deze drie voorwerpen te onthouden. *Spreek langzaam, ongeveer één seconde per woord.*

Appel Tafel Stuiver

Kunt u de voorwerpen herhalen? *Scoor de eerste poging. Tel het aantal goede woorden. De volgorde van opsomming is niet van belang. Herhaal na de eerste poging de drie woorden, laat de respondent ze opnieuw herhalen, net zo lang tot de respondent ze goed herhaalt. Maximaal vijf pogingen.*

**ammse12** 100-7-7-7-7-7=65

Please subtract the number 7 from the number 100, and then subtract 7 from the resulting number and so on until I tell you to stop. *The correct answers are: 93, 86, 79, 72, 65. At 65: stop! Wait 10 seconds at most between successive numbers. Count every difference of 7 as a correct response. R is permitted to make corrections along the way.*

Kunt u van het getal 100 het getal 7 aftrekken en van wat u overhoudt weer 7 en zo verder tot ik stop zeg? *De goede antwoorden zijn: 93, 86, 79, 72, 65. Bij 65: stop! Wacht maximaal 10 seconden tussen opeenvolgende getallen. Ieder verschil van 7 goed rekenen. Tussentijdse verbeteringen zijn toegestaan.*

**ammse14** name 3 objects again

Can you give me the names of the three objects I asked you to remember?

*Apple, table, nickel; the order in which they are listed is irrelevant.*

Weet u nog welke drie voorwerpen ik u vroeg te onthouden?

*Appel, stuiver, tafel; de volgorde is niet van belang.*

	ammse11				ammse12		ammse14	
Value label	Value	Freq	%	Freq	%	Freq	%	
no answer	-1	1	.5	1	.5	1	.5	
0 correct	0	23	12.6	50	27.3	84	45.9	
1 correct	1	32	17.5	34	18.6	32	17.5	
2 correct	2	42	23.0	16	8.7	37	20.2	
3 correct	3	85	46.4	20	10.9	29	15.8	
4 correct	4			12	6.6			
5 correct	5			50	27.3			
		----	-----	----	-----	---	-----	
	Total	183	100.0	183	100.0	183	100.0	

## LSNa015

N: 178

Data about: characteristics household members other than the partner/spouse and the children

Data source: Respondent face to face interview

Other files about same topic: LSNa215

Questionnaire: hc

Selection of cases: household members other than partner and children

Identification variable: ADEMID

**ahhsex** sex household member

Is .. a male or a female?

Is .. een man of een vrouw?

Value Label	Value	Frequency	%	Cum%
male	1	81	45.5	45.5
female	2	97	54.5	100.0
	Total	178	100.0	

**ahhage** age household member

In what year was .. born? *Converted to age.*

In welk jaar is .. geboren?

Value Label	Value	Frequency	%	Cum%
not asked(decision t	-4	21	11.8	11.8
no answer	-1	9	5.1	16.8
1 year old	1	1	.6	17.4
<interrupted>				
97 years old	97	1	.6	100.0
	Total	178	100.0	

**ahhtyp** relationship type

Is .. a relative, or someone else?

Is .. een familielid, of een ander?

*The coding of this variable is equal to variable adomtyp in LSNa047.*

Value label	Value	Freq	%
housekeeper/domestic	1	3	1.7
acquaintance	2	1	.6
catholic sister	3	3	1.7
parent	4	20	11.2
parent in law	5	5	2.8
cousin/niece/nephew	6	3	1.7
son/daughter in law	7	20	11.2
brother in law / sister in law	8	5	2.8
boarder/renter	10	13	7.3
son/daughter (not in a022; e.g. of partner)	12	4	2.2
brother/sister	13	57	32.0
grandson/daughter	14	31	17.4
friend	15	9	5.1
other nonkin	17	4	2.2
		----	-----
Total		178	100.0

**acurst** begin current coresidence <age R>

Since when have you and .. been sharing living quarters? 19.. *If R and .. have lived together at different points in time, the question should be answered for the beginning of the most recent period.*

Sinds wanneer woont u met .. in één huishouden? 19.. *Als R en .. gedurende meer perioden in een huishouden hebben gewoond, dan gaat het hier om het begin van de huidige periode.*

Value Label	Value	Frequency	%	Cum%
not asked (decision	-4.00	42	23.6	23.6
	.00	5	2.8	26.0
<interrupted>	85.79	1	.6	100.0
		-----	-----	
Total		178	100.0	

**acurrea** reason begin current coresidence

Why did you and .. begin to share living quarters?	Waarom zijn .. en u in één huishouden gaan wonen?
1 household member needed care	1 huishoudlid had verzorging of hulp nodig
2 R needed care	2 R had verzorging of hulp nodig
3 household member needed lodging	3 huishoudlid had woonruimte nodig
4 R needed lodging	4 R had woonruimte nodig
5 financial problems household member	5 huishoudlid had financiële problemen
6 financial problems R	6 R had financiële problemen
7 companionship	7 gezelligheid, vriendschap
8 other reason	8 andere reden (specificeren)

Value Label	Value	Frequency	%	Cum%
not asked (decision	-4	53	29.9	29.9
hm needed care	1	11	6.2	36.2
R needed care	2	10	5.6	41.8
hm needed lodging	3	8	4.5	46.3
R needed lodging	4	12	6.8	53.1
financial probl R	6	2	1.1	54.2
companionship	7	22	12.4	66.7
other reason	8	59	33.3	100.0
		-----	-----	
Total		178	100.0	

# LSNa215

N: 4,488

Data about: living arrangement (samenstelling huishouden)

Data source: Respondent face to face interview

Other files about same topic: LSNa065

Questionnaire: hc

Identification variable: RESPNR

## **alivarr** living arrangement

Is R living in a private household or in an institutional household? (*Ask R only if you do not know the answer yourself.*) A private household consists either of a person living alone or of several people who share living quarters and eat a meal together at least three times a week. An institutional household consists of a group of persons who share living quarters and are furthermore subject to common rules which they themselves have not devised. This is the case in state homes, and so forth. Indicate the type of institution in which R resides.

- nursing home
- old peoples home
- hospital
- psychiatric hospital
- prison
- other

As a check: R lives in a .. Is this information correct?

How many persons live here apart from yourself (and your partner)? Is this person a child of yours (how many of these .. household members are children of yours?) .. Only children of whom R is the natural parent and step-children should be taken into consideration. Partners / spouses of children should not be taken into account.

Next, ask for each household member: What is his/her first name?

Woont R in een privé-huishouden of in een institutioneel huishouden? (*Alleen als u het antwoord zelf niet weet, overleggen met R.*) Een privé-huishouden bestaat of uit een alleenstaande of uit meer personen die eenzelfde woonruimte delen en die gemiddeld minimaal drie maal per week een gezamenlijke maaltijd nuttigen. Een institutioneel huishouden bestaat uit een groep personen die eenzelfde woonruimte delen en regelmatig huiselijk verkeer hebben, maar tevens aan gemeenschappelijke regels, die men niet zelf heeft opgesteld, onderworpen zijn. Het gaat dan vooral om tehuizen e.d. Aangeven in wat voor institutioneel huishouden R verblijft.

- verpleegtehuis
- verzorgingstehuis (bejaardenoord)
- ziekenhuis
- psychiatrische inrichting
- strafinrichting
- anders

Als controle: R woont in een .. Is dit juist? Hoeveel personen maken naast uzelf (en uw partner) nog meer deel uit van dit huishouden?

Is deze persoon een kind van u (hoeveel van deze .. personen zijn kinderen van u)? Het gaat alleen om huishoudgenoten die eigen of stief kinderen zijn. Partners/echtgenoten van kinderen of stiefkinderen niet meetellen. Over uw kind(eren) die bij u in huis wonen stel ik later nog vragen.

Wat is de voornaam van deze huisgenoot?

Before I continue, I would like to once more check the name(s) of the member(s) of your household. The (their) names is (are) .. Is this information correct? *Repeat the name eliciting procedure if the information is incorrect.*

Voordat ik verder ga, wil ik graag de namen van uw huisgenoten nog even controleren. De naam (namen) van uw huisgenoot (huisgenoten) is (zijn) .. Is deze informatie correct? *Herhaal de identificatie-procedure indien er fouten zijn.*

Value Label	Value	Frequency	%	Cum%
private hh alone	1000	1336	29.8	29.8
pr+ 1 other	1001	65	1.4	31.2
pr+ 2 other	1002	16	.4	31.6
pr+ 3 other	1003	2	.0	31.6
pr+ 4 other	1004	1	.0	31.6
pr+ 5 other	1005	1	.0	31.7
pr+ 6 other	1006	1	.0	31.7
pr+ 1 child	1010	78	1.7	33.4
pr+ 1 child 1 other	1011	8	.2	33.6
pr+ 1 child 2 other	1012	6	.1	33.7
pr+ 1 child 3 other	1013	4	.1	33.8
pr+ 1 child 4 other	1014	1	.0	33.8
pr+ 2 child	1020	19	.4	34.3
pr+ 3 child	1030	3	.1	34.3
pr+ 4 child	1040	2	.0	34.4
pr+ part	1100	2148	47.9	82.2
pr+ part 1 other	1101	14	.3	82.6
pr+ part 1 child	1110	287	6.4	88.9
pr+ part 1 child 1 o	1111	3	.1	89.0
pr+ part 1 child 2 o	1112	1	.0	89.0
pr+ part 2 child	1120	93	2.1	91.1
pr+ part 2 child 2 o	1122	2	.0	91.2
pr+ part 3 child	1130	23	.5	91.7
pr+ part 3 child 1 o	1131	2	.0	91.7
pr+ part 4 child	1140	5	.1	91.8
pr+ part 4 child 1 o	1141	1	.0	91.8
pr+ part 6 child	1160	1	.0	91.9
nursing home	2000	31	.7	92.6
old peoples home, no	3000	253	5.6	98.2
old peoples home, +	3100	49	1.1	99.3
psychiatric hospital	5000	20	.4	99.7
home for homeless	7000	3	.1	99.8
monastery	8000	9	.2	100.0
Total		4488	100.0	

*Information of category "other" stored in database LSNa215.dbf.*

*In the introduction we listed computations to obtain four variables derived from this composite variable:*

```
compute alivarr1 = trunc(alivarr/1000).
compute alivarr2 = trunc(alivarr/100) -trunc(alivarr/1000)*10.
compute alivarr3 = trunc(alivarr/10) -trunc(alivarr/100)*10.
compute alivarr4 = trunc(alivarr) -trunc(alivarr/10)*10.
format alivarr1 to alivarr4 (f1).
variable labels
  alivarr1 'private or institutional household'
  alivarr2 'partner in household'
  alivarr3 '# children in household'
  alivarr4 '# others in household'.
value labels
  alivarr1 1'private household'2'nursing home'
```

```

        3'old peoples home'4'hospital'5'psychiatric hospital'
        7'home for homeless'8'monastery'/
    alivarr2 0'no partner in hh'1'partner in household'/
    alivarr3 0'no childr in hh'1'1 child in hh'6'6 children in hh'/
    alivarr4 0'no others in hh'1'1 other in hh'6'6 others in hh'.

```

*An alternative is to construct one variable about household composition / partner status.*

```

join match /file 'LSNa215.sys' /keep respnr alivarr /table
    'LSNa010.sys' /keep respnr amarst /by respnr.
if (alivarr>=1100 & alivarr<=1199)hhcomp=1.
if (alivarr=1000 & amarst=1)hhcomp=2.
if (alivarr=1000 & amarst=3)hhcomp=3.
if (alivarr=1000 & amarst=4)hhcomp=4.
if (alivarr>1000 & alivarr<=1099)hhcomp=5.
if (alivarr=1000 & amarst=2)hhcomp=6.
if (alivarr>=2000 & alivarr<=5000)hhcomp=7.
if (alivarr>=7000)hhcomp=8.
format hhcomp (f2).
variable labels hhcomp 'household composition / partner status'.
value labels hhcomp 1'with partner in household' 2'alone,unmarried'
    3'alone,divorced' 4'alone,widowed'
    5'multi-person hh, no partner'6'spouse not in hh' 7'institution'
    8'other'.

```

*An other alternative:*

```

if ((alivarr>=1100 & alivarr<=1199) &
    trunc(alivarr/10)-trunc(alivarr/100)*10 =0) hhcomp=1.
if ((alivarr>=1100 & alivarr<=1199) &
    trunc(alivarr/10)-trunc(alivarr/100)*10 >0) hhcomp=2.
if (alivarr=1000)hhcomp=3.
if ((alivarr>1000 & alivarr<=1099) &
    trunc(alivarr/10)-trunc(alivarr/100)*10 >0) hhcomp=4.
if ((alivarr>1000 & alivarr<=1099) &
    trunc(alivarr/10)-trunc(alivarr/100)*10 =0) hhcomp=5.
if (alivarr>=2000 & alivarr<=5000) hhcomp=6.
if (alivarr>=7000)hhcomp=7.
format hhcomp (f1).
value labels hhcomp 1'with partner, no children (+ others)'
    2'with partner & children (+ others)'
    3'alone' 4'no partner, with children (+ others)'
    5'no partner, no children: only others' 6'institution'7'other'.
variable labels hhcomp 'household composition'.

```

---

## LSNa016

N: 4,445

Data about: characteristics residency / neighborhood

Data source: Respondent face to face interview

Other files about same topic: LSNa005, LSNa216

Questionnaire: \$b, hr, rc

Selection of cases: no missing values on type of residence

Identification variable: RESPNR

---



**ares\_typ** type of residence

In what kind of a house do you live?

- 1 attached row
- 2 semi-detached
- 3 detached
- 4 high rise (elevator)
- 5 high rise (no elevator)
- 6 service flat
- 7 apt build elderly (elevator)
- 8 home elderly (street level)
- 9 home elderly (service provision)
- 10 semi-independent
- 11 farm
- 12 commune
- 13 low-level apt building
- 14 houseboat
- 15 institution
- 16 other
- 17 canalside house
- 18 court with almshouse

*R lives in a commune if the residents have a common household, that is, that they eat together at least three times a week. If R lives in a house, but does not perform household activities with the other residents, s/he does not live in a commune.*

In wat voor soort woning woont u?

- 1 eengezinshuis, rijtjeswoning, drive-in woning
- 2 eengezinshuis, twee onder één kap
- 3 bungalow, vrijstaand eengezinshuis
- 4 flat (met lift)
- 5 flat (zonder lift)
- 6 service-flat
- 7 bejaardenflat (met lift)
- 8 bejaardenwoning (laagbouw)
- 9 idem met dienstverlening
- 10 aanleunwoning (bij bejaardentehuis), dislocatie gezinsvervangend tehuis
- 11 boerderij, bedrijfswoning, aanbouw bij boerderij, woning op erf
- 12 wooneenheid met gemeenschappelijke voorzieningen (woongroep)
- 13 portiekwoning
- 14 woonboot
- 15 institutie
- 16 anders (specificeren)
- 17 grachtenpand
- 18 hofje

*Er is slechts dan sprake van een woongroep als de bewoners een gezamenlijk huishouden voeren, d.w.z. dat ze minimaal drie keer per week samen eten. Woont men in een huis, zonder dat men huiselijk verkeer heeft, dan vormt men dus geen woongroep.*

Value	Label	Value	Frequency	%	Cum%
1	attached row	1	1404	31.6	31.6
2	semi-detached	2	355	8.0	39.6
3	detached	3	545	12.3	51.8
4	high rise (elevator)	4	375	8.4	60.3
5	high rise (no elevat	5	304	6.8	67.1
6	service flat	6	107	2.4	69.5
7	apt build elderly (e	7	74	1.7	71.2
8	home elderly (street	8	213	4.8	76.0
9	home elderly (servic	9	12	.3	76.2
10	semi-independent	10	136	3.1	79.3
11	farm	11	240	5.4	84.7
12	commune	12	8	.2	84.9
13	low-level apt buildi	13	278	6.3	91.1
14	houseboat	14	17	.4	91.5
15	institution	15	365	8.2	99.7
16	other	16	6	.1	99.9
17	canalside house	17	4	.1	100.0
18	court with almshouse	18	2	.0	100.0
		Total	4445	100.0	

**ares\_in** moved to current residence <age R>

When did you move to this home? When did you move here?

Sinds wanneer woont u in dit huis? Wanneer bent u hier komen wonen?

<i>Value Label</i>	<i>Value</i>	<i>Frequency</i>	<i>%</i>	<i>Cum%</i>
not asked/no answer	-1.00	247	5.6	5.6
	.00	26	.6	6.1
<interrupted>	88.47	1	.0	100.0
	Total	4445	100.0	

**aenv\_ple** neighborhood pleasurable?

Do you generally like living in this neighborhood?

Vindt u het over het algemeen prettig wonen in deze buurt?

**aenv\_fea** harmed in neighborhood?

Have you ever been harmed in this neighborhood?

Bent u in deze buurt wel eens lastig gevallen?

	<b>aenv_ple</b>			<b>aenv_fea</b>	
<i>Value label</i>	<i>Value</i>	<i>Freq</i>	<i>%</i>	<i>Freq</i>	<i>%</i>
short version	-3	302	6.8	302	6.8
no answer	-1	22	.5	5	.1
no	1	237	5.3	3847	86.5
yes	2	3884	87.4	291	6.5
		----	-----	----	-----
	Total	4445	100.0	4445	100.0

**aenv\_day** feel safe during daytime?

During the day, do you feel safe to go shopping or to go for a walk in this neighborhood?

Voelt u zich overdag veilig in deze buurt om te wandelen en boodschappen te doen?

**aenv\_nig** feel safe at night?And at night, do you feel safe if you are out on the street in this neighborhood? *If you were to go out at night, would you feel safe?*En voelt u zich 's avonds veilig als u op straat bent in deze buurt? *Als R zegt: Ik kom 's avonds niet buiten, dan vragen: Zou u zich 's avonds veilig voelen als u op straat bent in deze buurt?*

	<b>aenv_day</b>			<b>aenv_nig</b>	
<i>Value label</i>	<i>Value</i>	<i>Freq</i>	<i>%</i>	<i>Freq</i>	<i>%</i>
short version	-3	302	6.8	302	6.8
no answer	-1	15	.3	59	1.3
no	1	146	3.3	942	21.2
yes	2	3982	89.6	3142	70.7
		----	-----	----	-----
	Total	4445	100.0	4445	100.0

## LSNa216

N: 4,083

Data Source: system

Pther files about same topic: LSNa016

Selection of respondents: no missing values

Identification variable: RESPNR

**aenv\_dn** feel safe day/night

Computation of this variable from original variables:

```
select if (aenv_day>0 & aenv_nig >0).
compute aenv_dn= aenv_day + aenv_nig.
```

Psychometric properties: Loevings H= .66, reliability  $\rho$ = .46.

<i>Value Label</i>	<i>Value</i>	<i>Frequency</i>	<i>%</i>	<i>Cum%</i>
feel not safe	2	108	2.6	2.6
	3	871	21.3	24.0
feel safe	4	3104	76.0	100.0
Total		4083	100.0	

## LSNa017

N: 249

Data about: characteristics residency institutionalized

Data source: Respondent face to face interview

Questionnaire: rc

Selection of respondents: institutionalized

Identification variable: RESPNR

**ai\_room** # rooms in institution

How many rooms do you (and your partner) have at your disposal?

Over hoeveel kamers heeft u (hebben u en uw partner) de beschikking?

<i>Value Label</i>	<i>Value</i>	<i>Frequency</i>	<i>%</i>	<i>Cum%</i>
not asked(techn)	-3	2	.8	.8
1 room shared w othe	1	8	3.2	4.0
1 room	2	176	70.7	74.7
2 rooms	3	60	24.1	98.8
>2 rooms	4	3	1.2	100.0
Total		249	100.0	

**ai\_oth** # others (than R+P) in same room

With how many others do you (and your partner) share this room?

Met hoeveel anderen deelt u (delen u en uw partner) deze kamer?

<i>Value Label</i>	<i>Value</i>	<i>Frequency</i>	<i>%</i>	<i>Cum%</i>
not asked(techn)	-4	2	.8	.8
no sharing	-3	239	96.0	96.8
	1	3	1.2	98.0
	2	3	1.2	99.2
	3	1	.4	99.6
	4	1	.4	100.0
Total		249	100.0	

# LSNa018

N: 3,894

Data about: characteristics residency independently living

Data source: Respondent face to face interview

Other files about same topic: LSNa069

Questionnaire: rc

Selection of respondents: living independently

Identification variable: RESPNR

**ares\_pos** is home rented or owned?

Is this your own home or do you rent it?

Is dit uw eigen woning of wordt hij gehuurd?

<i>Value Label</i>	<i>Value</i>	<i>Frequency</i>	<i>%</i>	<i>Cum%</i>
not asked (wrong routing)	-2	11	.3	.3
own property	1	1477	37.9	38.2
rented	2	2354	60.5	98.7
sublet	3	12	.3	99.0
free of charge	4	40	1.0	100.0
		-----	-----	
Total		3894	100.0	

**ares\_own** who is owner?

In whose name is this home registered? Who is responsible for paying the rent?

Op wiens naam staat deze woning? Wie is verantwoordelijk voor de huurbetaling?

<i>Value Label</i>	<i>Value</i>	<i>Frequency</i>	<i>%</i>	<i>Cum%</i>
free of charge	-3	40	1.0	1.0
not asked (wrong routing)	-2	11	.3	1.3
no answer	-1	6	.2	1.5
respondent	1	2080	53.4	54.9
partner of responden	2	396	10.2	65.0
resp + partner	3	1153	29.6	94.7
other within househo	4	74	1.9	96.6
other outside househ	5	134	3.4	100.0
		-----	-----	
Total		3894	100.0	

**ares\_mor** home free of mortgage?

Have you paid off the mortgage or do you still have debts?

Is uw woning vrij van hypotheeklasten of heeft u nog verplichtingen?

<i>Value Label</i>	<i>Value</i>	<i>Frequency</i>	<i>%</i>	<i>Cum%</i>
not owned by R/P	-3	2574	66.1	66.1
not asked (wrong routing)	-2	11	.3	66.4
no answer	-1	1	.0	66.4
no, no mortgage	1	769	19.7	86.2
yes, mortgage	2	539	13.8	100.0
		-----	-----	
Total		3894	100.0	

**ares\_ent** at which floor is entrance?

On what floor is the entrance to your home?

Op welke verdieping bevindt zich de voordeur van uw woning?

Value Label	Value	Frequency	%	Cum%
house on street leve	-3	2376	61.0	61.0
not asked (wrong routing)	-2	11	.3	61.3
no answer	-1	1	.0	61.3
ground floor	0	583	15.0	76.3
1st floor	1	377	9.7	86.0
<interrupted>				
12th floor	12	3	.1	100.0
Total		3894	100.0	

**ares\_roo** # rooms residence

How many rooms are there in this house? Please do not count the kitchen and the bathroom, and the attic only in so far as it contains actual rooms. *If R lives with others, e.g. in a commune, then count all the rooms shared by the members of the group or the household.*

Hoeveel kamers heeft deze woning? Telt u alstublieft de keuken en de badkamer niet mee, en de zolder alleen voor zover zich daar zolderkamers bevinden. *Als R met anderen, bijv. in een woongroep woont, dan gaat het hier om alle kamers die de leden van de woongroep of het huishouden in totaal bewonen.*

Value Label	Value	Frequency	%	Cum%
not asked (wrong routing)	-2	11	.3	.3
1 room	1	16	.4	.7
<interrupted>				
15 rooms	15	1	.0	100.0
Total		3894	100.0	

**ares\_owr** # own rooms in residence

How many rooms do you (and your partner) have at your disposal?

Rooms used only by other household members should not be taken into consideration.

Hoeveel kamers hebt u (hebben u en uw partner) voor uzelf ter beschikking?

Kamers die uitsluitend door andere leden van uw huishouden worden bewoond moet u hier dus niet meetellen.

Value Label	Value	Frequency	%	Cum%
not in commune	-3	3881	99.7	99.7
not asked (wrong routing)	-2	11	.3	99.9
3 rooms in commune	3	2	.1	100.0
Total		3894	100.0	

**ares\_cof** shared facilities in commune

Which of the following five facilities do you share with the other residents? I will name them one by one, and each time you can tell me "yes" or "no".

living room, kitchen, dining room, sanitary facilities, recreational room

Welke van de volgende vijf voorzieningen heeft u gemeenschappelijk met de andere bewoners?

U kunt steeds gewoon met "ja" of "nee" antwoorden. Voorzieningen één voor één opnoemen.

<i>Value Label</i>	<i>Value</i>	<i>Frequency</i>	<i>%</i>	<i>Cum%</i>
not in commune	-3	3881	99.7	99.7
not asked (wrong routing)	-2	11	.3	99.9
no shared facilities	0	1	.0	100.0
shared sanitary faci	1000	1	.0	100.0
		-----	-----	
Total		3894	100.0	

**ares\_sp** facilities in house

Can you tell me whether your house has any of the following nine facilities? I will name them one by one, and each time you can tell me "yes" or "no".

1 adapted for wheelchairs	4 bath	7 staircase outdoors
2 adapted toilet	5 shower	8 staircase indoors
3 adapted bathroom	6 central heating system	9 bedroom at living level

Welke van de volgende negen voorzieningen heeft uw woning? U kunt steeds gewoon met "ja" of "nee" antwoorden.

<i>Value Label</i>	<i>Value</i>	<i>Frequency</i>	<i>%</i>	<i>Cum%</i>
not asked (wrong routing)	-2	11	.3	.3
no facilities	0	3	.1	.4
shower	10000	6	.2	.5
shower+adap.bathroom	10100	1	.0	.5
shower+bath+adap.whe	101001	1	.0	.6
shower+central heati	110000	12	.3	.9
<interrupted>				
	111111110	1	.0	100.0
		-----	-----	
Total		3894	100.0	

**amo\_exp** does R expect to move?

Do you think you will move in the coming years, and if so, within how many years do you think this will be?

Denkt u dat u de komende jaren zult verhuizen, en zo ja, binnen hoeveel jaar?

<i>Value Label</i>	<i>Value</i>	<i>Frequency</i>	<i>%</i>	<i>Cum%</i>
not asked (wrong routing)	-2	11	.3	.3
no, dont expect to m	1	3233	83.0	83.3
yes, housing already	2	26	.7	84.0
yes, within 1 year	3	140	3.6	87.6
yes, within 2 years	4	97	2.5	90.1
yes, within 3 years	5	32	.8	90.9
yes, within 4 or 5 y	6	66	1.7	92.6
yes, longer term	7	289	7.4	100.0
		-----	-----	
Total		3894	100.0	

**amo\_typh** type of home R wants to move to

What kind of home do you think you will move to (will you be moving to)?	Naar wat voor soort woning denkt u te (gaat u) verhuizen?
1 coreside with children	1 inwonen bij kinderen
2 share home with family	2 huis delen met andere familieleden
3 share home with friends	3 huis delen met vrienden
4 commune	4 wooneenheid met gemeenschappelijke voorzieningen
5 service-flat	5 service-flat
6 apt build elderly (elevator)	6 bejaardenflat (met lift)
7 home elderly (street level)	7 bejaardenwoning (laagbouw)
8 home elderly (service provision)	8 bej.woning met dienstverlening
9 semi-independent	9 aanleunwoning (bij een bejaardentehuis)
10 old peoples home	10 verzorgingstehuis
11 nursing home	11 verpleegtehuis
12 independent	12 zelfstandige woning
13 other	13 anders (specificeren)
14 smaller house	14 Kleinere woning
15 apt with elevator	15 Flat met lift
16 ground-floor flat	16 Benedenwoning / gelijkvloerse woning

<i>Value Label</i>	<i>Value</i>	<i>Frequency</i>	<i>%</i>	<i>Cum%</i>
no plan to move	-3	3233	83.0	83.0
not asked (wrong routing)	-2	11	.3	83.3
dont know	-1	9	.2	83.5
share w family	2	1	.0	83.6
coreside w friends	3	2	.1	83.6
commune	4	2	.1	83.7
service-flat	5	26	.7	84.3
apt build elderly (e	6	44	1.1	85.5
home elderly (street	7	86	2.2	87.7
home elderly (servic	8	20	.5	88.2
semi-independent	9	123	3.2	91.3
old peoples home	10	41	1.1	92.4
independent	12	236	6.1	98.5
other	13	20	.5	99.0
smaller house	14	9	.2	99.2
apt with elevator	15	2	.1	99.3
ground-floor flat	16	29	.7	100.0
	Total	3894	100.0	

**amo\_typi** type of independent home R wants to move to

What form of independent housing will that be (do you think that will be)?

Wat voor zelfstandige woonruimte is dat (denkt u dat dat zal zijn)?

1 eengezinshuis, rijtjeswoning, drive-in woning	4 flat (met lift)
2 eengezinshuis, twee onder één kap	5 flat (zonder lift)
3 bungalow of vrijstaand eengezinshuis	6 boerderij of bedrijfswoning
	7 portiekwoning

<i>Value Label</i>	<i>Value</i>	<i>Frequency</i>	<i>%</i>	<i>Cum%</i>
dependent	-4	422	10.8	10.8
no plan to move	-3	3233	83.0	93.9
not asked (wrong routing)	-2	11	.3	94.1
no answer	-1	7	.2	94.3
attached row	1	87	2.2	96.6
semi-detached	2	9	.2	96.8
detached	3	60	1.5	98.3
high rise (elevator)	4	48	1.2	99.6
high rise (no elevat	5	6	.2	99.7
farm	6	3	.1	99.8
low-level apt buildi	7	8	.2	100.0
Total		3894	100.0	

**amo\_com** wants affiliation with commune

Have you joined (do you plan to join) an existing commune or formed (do you plan to form) a new commune with others?

Heeft u zich aangesloten (denkt u zich aan te sluiten) bij een reeds bestaande woongroep of heeft (denkt) u met anderen een woongroep gevormd (te vormen)?

- 1 aansluiten bij bestaande woongroep
- 2 vormen van nieuwe woongroep

<i>Value Label</i>	<i>Value</i>	<i>Frequency</i>	<i>%</i>	<i>Cum%</i>
not to commune	-4	648	16.6	16.6
no plan to move	-3	3233	83.0	99.7
not asked (wrong routing)	-2	11	.3	99.9
existing commune	1	2	.1	100.0
Total		3894	100.0	

**amo\_ncom** # members in commune

How many members does (should) this commune have, including yourself?

Uit hoeveel personen bestaat (zou) deze woongroep (moeten bestaan), uzelf meegerekend?

<i>Value Label</i>	<i>Value</i>	<i>Frequency</i>	<i>%</i>	<i>Cum%</i>
not to commune	-4	648	16.6	16.6
no plan to move	-3	3233	83.0	99.7
not asked (wrong routing)	-2	11	.3	99.9
no answer	-1	1	.0	100.0
50 members	50	1	.0	100.0
Total		3894	100.0	

**amo\_cof** shared facilities in commune (future)

Which of the following five facilities will be shared (do you plan to share) with the other members of the commune? I will name them one by one, and each time you can tell me "yes" or "no".

Welke van de volgende voorzieningen zult (zou) u gemeenschappelijk met de andere leden van de woongroep (willen) hebben? U kunt steeds gewoon met "ja" of "nee" antwoorden.

<i>Value Label</i>	<i>Value</i>	<i>Frequency</i>	<i>%</i>	<i>Cum%</i>
not to commune	-4	648	16.6	16.6
no plan to move	-3	3233	83.0	99.7
not asked (wrong routing)	-2	11	.3	99.9
shared recreational	10000	1	.0	100.0
shared rec din kit 1	10111	1	.0	100.0
Total		3894	100.0	



**amo\_rea** most import reason for moving

What is the most important reason why you want to move?

- 1 poor health R
- 2 poor health partner
- 3 cohabit/marriage
- 4 divorce
- 5 more privacy
- 6 more companionship
- 7 no burden to others
- 8 closer to (non)kin
- 9 job
- 10 house now too big
- 11 house now too small
- 12 house now too expensive
- 13 house now inadequate (for other reasons)
- 14 dislike neighborhood
- 15 closer to facilities
- 16 demolition house
- 17 other
- 18 potential health decline

Wat is voor u de belangrijkste reden om te gaan verhuizen?

- 1 mijn gezondheid laat te wensen over
- 2 de gezondheid van mijn partner laat te wensen over
- 3 ik ga trouwen / ongehuwd samenwonen
- 4 vanwege scheiding
- 5 ik wil meer privacy
- 6 ik wil meer gezelligheid
- 7 ik wil anderen niet tot last zijn
- 8 ik wil dichterbij mijn familie of vrienden gaan wonen
- 9 vanwege het werk
- 10 de huidige woning is te groot
- 11 de huidige woning is te klein
- 12 de huidige woning is te duur
- 13 de huidige woning voldoet om andere redenen niet
- 14 de buurt bevalt me niet
- 15 ik wil dichterbij allerlei voorzieningen gaan wonen
- 16 de huidige woning wordt gesloopt of gerenoveerd
- 17 andere reden (specificeren)
- 18 mogelijke verslechtering gezondheid in de toekomst

<i>Value Label</i>	<i>Value</i>	<i>Frequency</i>	<i>%</i>	<i>Cum%</i>
no plan to move	-3	3233	83.0	83.0
not asked (wrong routing)	-2	11	.3	83.3
no answer	-1	2	.1	83.4
poor health R	1	163	4.2	87.5
poor health partner	2	44	1.1	88.7
divorce	4	1	.0	88.7
more privacy	5	10	.3	89.0
more companionship	6	16	.4	89.4
no burden to others	7	4	.1	89.5
closer to (non)kin	8	25	.6	90.1
job	9	3	.1	90.2
house now too big	10	129	3.3	93.5
house now too small	11	10	.3	93.8
house now too expens	12	14	.4	94.1
house now inadequate	13	64	1.6	95.8
dislike neighborhood	14	57	1.5	97.2
closer to facilities	15	40	1.0	98.3
demolition house	16	10	.3	98.5
other	17	36	.9	99.4
potential health dec	18	22	.6	100.0
Total		3894	100.0	

**amo\_act** activities for moving

What activities have you undertaken in order to move? *More than one answer can be provided.*

Welke activiteiten heeft u ondernomen om aan een andere woning te komen? *Meer dan één antwoord is mogelijk.*

0	none	0	geen
1	signed up at municipality	1	ingeschreven bij het gemeentelijke huisvestingsbureau
2	signed up housing corporation	2	ingeschreven bij een woningbouwvereniging
3	signed up at housing bureau for elderly	3	ingeschreven bij een huisvestingsbureau speciaal voor ouderen
4	signed up for institutionalization	4	ingeschreven voor opname in een verzorgingstehuis
5	contact with landlord	5	contact met eigenaar / verhuurder
6	contact with estate agent	6	regelmatig contact met makelaar
7	read advertisements	7	intensief advertenties gelezen
8	placed advertisements	8	advertenties geplaatst
9	used friends/acquaintances	9	familie of kennissen ingeschakeld

Value	Label	Value	Frequency	%	Cum%
	no plan to move	-3	3233	83.0	83.0
	not asked (wrong routing)	-2	11	.3	83.3
	no activities for mo	0	231	5.9	89.2
	signed up at municip	1	69	1.8	91.0
	<interrupted>				
		111010011	1	.0	100.0
	Total		3894	100.0	

**amo\_ind** positive indication nursing home, date

Have you received a positive indication for an old people's home? *A positive indication means that R has been put on a waiting list that entitles him/her to admission in an old people's home. If so, when did you receive a positive indication? month .. 19..*

Bent u positief geïndiceerd voor opname in een verzorgingshuis? *Een positieve indicatie betekent dat men toegelaten is tot de wachtlijst die recht geeft op opname in een verzorgingstehuis. Zo ja, sinds wanneer staat u op de wachtlijst? maand.. 19..*

Value	Label	Value	Frequency	%	Cum%
	no positive indicati	-5.00	13	.3	.3
	not signed for insti	-4.00	602	15.5	15.8
	no plan to move	-3.00	3233	83.0	98.8
	not asked (wrong routing)	-2.00	11	.3	99.1
	no answer	-1.00	3	.1	99.2
	<interrupted>	66.04	1	.0	99.2
		89.30	1	.0	100.0
	Total		3894	100.0	

## LSNa019

N: 4,142

Data about: education and church affiliation parents, occupation father

Data source: Respondent face to face interview

Questionnaire: bp

Identification variable: RESPNR

**amo\_edu afa\_edu** level attained education mother/father

What was the highest level of education that your mother/father (or primary caretaker) completed?

Wat is de hoogste opleiding die uw moeder/vader (primaire verzorg(st)er) met een diploma heeft afgerond?

Value label	Value	amo_edu		afa_edu	
		Freq	%	Freq	%
upb too short	-2	27	.7	4	.1
no answer	-1	179	4.3	195	4.7
primary edu not comp	1	1083	26.1	833	20.1
primary education	2	2464	59.5	2046	49.4
lower vocational	3	144	3.5	437	10.6
secondary general le	4	95	2.3	118	2.8
medium vocational	5	72	1.7	251	6.1
high school	6	22	.5	48	1.2
higher vocational	7	42	1.0	115	2.8
university (1st phas	8	7	.2	20	.5
university (2nd phas	9	7	.2	75	1.8
		----	-----	----	-----
Total		4142	100.0	4142	100.0

**amo\_ch afa\_ch** mother/father church member during youth R?

Was your mother/father (primary caretaker) a member of a church or of a particular religious group during most of your youth? What was her/his religious denomination?

Was uw moeder/vader (primaire verzorg(st)er) tijdens het grootste deel van uw jeugd lid van een kerkgenootschap of van een andere levensbeschouwelijke groepering? Tot welke kerkelijke of levensbeschouwelijke stroming behoorde zij/hij?

Value label	Value	amo_ch		afa_ch	
		Freq	%	Freq	%
no answ Q membership	-4	18	.4	31	.7
upb too short	-2	27	.7	4	.1
member, no answ spec	-1	2	.0	0	0
no church member	0	902	21.8	1142	27.6
Reformed (NedHerv)	1	1125	27.2	950	22.9
Dutch Reformed (Gere	2	381	9.2	384	9.3
small Ref denom (Ger	3	80	1.9	67	1.6
Roman-Catholic (RK)	4	1383	33.4	1379	33.3
other protestant den	5	141	3.4	114	2.8
Humanistic Society	6	2	.0	3	.1
Jewish	7	16	.4	17	.4
Muslim	8	6	.1	5	.1
Hindu	9	2	.0	3	.1
other	10	57	1.4	43	1.0
		----	-----	----	-----
Total		4142	100.0	4142	100.0

What was the last job that your father (or primary caretaker) had?

Wat is het laatste beroep dat uw vader (primaire verzorger) heeft uitgeoefend?

*Documented in LSNa010. Information on occupations stored in database LSNa012.dbf.*

**afasbc92** standard classification occupation father

Value Label	Value	Frequency	%	Cum%
unknown	-1	117	2.8	2.8
	11103	6	.1	3.0

<interrupted>

---

	99102	10	.2	100.0
	Total	4142	100.0	

---

**afaclass** occupational class SBC92 father

<i>Value Label</i>	<i>Value</i>	<i>Frequency</i>	<i>%</i>	<i>Cum%</i>
unknown	-1	117	2.8	2.8
elementary occupatio	11	295	7.1	9.9
low non-specialized	21	4	.1	10.0
<interrupted>				
scien managers	98	39	.9	100.0
	Total	4142	100.0	

---

**afalevel** occupational skill level SBC92 father

<i>Value Label</i>	<i>Value</i>	<i>Frequency</i>	<i>%</i>	<i>Cum%</i>
unknown	-1	117	2.8	2.8
elementary	1	295	7.1	9.9
low	2	1192	28.8	38.7
medium	3	2071	50.0	88.7
high	4	322	7.8	96.5
scientific	5	145	3.5	100.0
	Total	4142	100.0	

---

**afatype** main type of skills in occupation father

<i>Value Label</i>	<i>Value</i>	<i>Frequency</i>	<i>%</i>	<i>Cum%</i>
unknown	-1	117	2.8	2.8
general	1	299	7.2	10.0
<interrupted>				
management	18	56	1.4	100.0
	Total	4142	100.0	

---

**afapres** occupational prestige (Sixma & Ultee) father

<i>Value Label</i>	<i>Value</i>	<i>Frequency</i>	<i>%</i>	<i>Cum%</i>
unknown	-1	117	2.8	2.8
low prestige	13	16	.4	3.2
<interrupted>				
	82	2	.0	100.0
	Total	4142	100.0	

---

## LSNa020

N: 4,142

Data about: parental background

Data source: Respondent face to face interview

Questionnaire: bp

Identification variable: RESPNR

**amodied** mother died at age R**afadied** father died at age R

Is your mother/father still alive? *"Mother/father" is the natural mother/father of R, not his/her foster, adoptive, or stepmother/father.* When did your mother/father pass away?

Leeft uw moeder/vader nog? *Bedoeld wordt de natuurlijke moeder/vader van de respondent, en niet zijn/haar pleeg-, stief- of adoptie-moeder/vader.* Wanneer is uw moeder/vader overleden?

**amodied****afadied**

Value label	Value	Freq	%	Freq	%
never known	-4	8	.2	11	.3
no answ Q alive	-3	5	.1	3	.1
not died	-2	326	7.9	118	2.8
no answer Q year died	-1	238	5.7	273	6.6
	.00	6	.1	3	.1
<interrupted>	85.49	1	.0	0	.0
		----	----	----	----
Total		4142	100.0	4142	100.0

**asmo\_t1** type of 1st substitute mother

**asmo\_t2** type of 2nd substitute mother

**asmo\_t3** type of 3rd substitute mother

Before your 15th year, were you brought up by a woman other than your mother for a period of at least six months? *Examples of an "other woman" are a foster mother, stepmother, adoptive mother, sister, and so forth.* Which woman brought you up for a period of at least six months? *If R was brought up by more than one woman for a period of at least six months, the question must be repeated for every woman to whom this applies.* Were you brought up by yet another woman during the first 15 years of your life?

Bent u voor uw 15e jaar langer dan een half jaar door een andere vrouw dan uw eigen moeder opgevoed? *Met een "andere vrouw" wordt een pleegmoeder, stiefmoeder, adoptie-moeder, zus e.d. bedoeld.* Welke vrouw heeft u voor uw 15e jaar langer dan een half jaar opgevoed? *Wanneer de respondent door meer vrouwen opgevoed is, dient de vraag te worden herhaald voor iedere vrouw die R langer dan een half jaar heeft opgevoed.* Bent u voor uw 15e jaar nog door een andere vrouw langer dan een half jaar opgevoed?

Value label	Value	asmo_t1		asmo_t2		asmo_t3	
		Freq	%	Freq	%	Freq	%
upb by 2nd subst	-4					60	1.4
upb by 1st subst	-3			291	7.0	291	7.0
upb by 1st/own	-2	3775	91.1	3775	91.1	3775	91.1
no answ type	-1	13	.3	2	.0	3	.1
stepmother	1	83	2.0	22	.5	3	.1
foster mother	2	19	.5	5	.1		
adoptive mother	3	2	.0				
grandmother	4	60	1.4	7	.2	1	.0
sister	5	45	1.1	2	.0	3	.1
aunt	6	56	1.4	11	.3	1	.0
fathers female friend	7	1	.0	1	.0		
other female	8	88	2.1	26	.6	5	.1
		----	----	----	----	----	----
Total		4142	100.0	4142	100.0	4142	100.0

**asmo\_y1** # years 1st substitute mother

**asmo\_y2** # years 2nd substitute mother

**asmo\_y3** # years 3rd substitute mother

How many years during the first 15 years of your life did .. care for your upbringing?

Gedurende hoeveel jaar bent u opgevoed door .. tijdens de eerste vijftien jaar van uw leven?

Value label	Value	asmo_y1		asmo_y2		asmo_y3	
		Freq	%	Freq	%	Freq	%
no 3rd sub mother	-4					60	1.4
no 2nd sub mother	-3			291	7.0	291	7.0
upb by own mother	-2	3775	91.1	3775	91.1	3775	91.1
no answer years	-1	2	.0	2	.0	3	.1
<interrupted>	1	66	1.6	22	.5	2	.0
	15	32	.8				
		-----	-----	-----	-----	-----	-----
	Total	4142	100.0	4142	100.0	4142	100.0

**amo\_empl** mother employed during youth R?

During your youth, did your mother (primary caretaker) have a paid job either outside or inside the home for a period of at least a year? *If R was brought up by a woman other than his/her natural mother for a period of at least eight years, the question must be answered for this "primary caretaker". "Youth" is the period before the age of 15.*

Heeft uw moeder (primaire verzorgster) tijdens uw jeugd langer dan een jaar een betaalde baan gehad of betaald thuis gewerkt? *De "primaire verzorgster" is de vrouw die R gedurende minimaal 8 jaar heeft opgevoed. "Jeugd" is de periode tot het 15e jaar.*

**amo\_volu** mother volunteer work during youth R?

Was your mother (primary caretaker) active in voluntary organizations, the church or did she do other volunteer work during your youth?

Was uw moeder (primaire verzorgster) actief in het verenigingsleven, de kerk, of deed zij ander vrijwilligerswerk?

Value label	Value	amo_empl		amo_volu	
		Freq	%	Freq	%
upb by mot too short	-2	27	.7	27	.7
no answer	-1	25	.6	29	.7
no	1	3364	81.2	3456	83.4
yes	2	726	17.5	630	15.2
		-----	-----	-----	-----
	Total	4142	100.0	4142	100.0

**asfa\_t1** type of 1st substitute father

**asfa\_t2** type of 2nd substitute father

**asfa\_t3** type of 3rd substitute father

Before your 15th year, were you brought up by a man other than your father for a period of at least six months? *Examples of an "other man" are a foster father, stepfather, adoptive father, brother, and so forth.* Which man brought you up for a period of at least six months? Were you brought up by yet another man during the first 15 years of your life?

Bent u voor uw 15e jaar langer dan een half jaar door een andere man dan uw eigen vader opgevoed? *Met een "andere man" wordt een pleegvader, stiefvader, adoptie-vader, broer e.d. bedoeld.* Welke man heeft u voor uw 15e jaar langer dan een half jaar opgevoed? *Wanneer de respondent door meer mannen opgevoed is, dient de vraag te worden herhaald voor iedere man die R langer dan een half jaar heeft opgevoed.* Bent u voor uw 15e jaar nog door een andere man langer dan een half jaar opgevoed?

		asfa_t1		asfa_t2		asfa_t3	
Value label	Value	Freq	%	Freq	%	Freq	%
no 3rd sub father	-4					10	.2
no 2nd sub father	-3			179	4.3	179	4.3
upb by own father	-2	3948	95.3	3948	95.3	3948	95.3
no answer type	-1	7	.2	1	.0	1	.0
stepfather	1	54	1.3				
foster father	2	14	.3	2	.0		
adoptive father	3	3	.1				
grandfather	4	32	.8	2	.0	2	.0
brother	5	1	.0				
uncle	6	30	.7	2	.0	1	.0
mothers male friend	7	2	.0				
other male	8	51	1.2	8	.2	1	.0
		-----	-----	-----	-----	-----	-----
	Total	4142	100.0	4142	100.0	4142	100.0

**asfa\_y1** # years 1st substitute father

**asfa\_y2** # years 2nd substitute father

**asfa\_y3** # years 3rd substitute father

How many years during the first 15 years of your life did .. care for your upbringing?

Gedurende hoeveel jaar bent u opgevoed door .. tijdens de eerste vijftien jaar van uw leven?

		asfa_y1		asfa_y2		asfa_y3	
Value label	Value	Freq	%	Freq	%	Freq	%
no 3rd sub father	-4					10	.2
no 2nd sub father	-3			179	4.3	179	4.3
upb by own father	-2	3948	95.3	3948	95.3	3948	95.3
no answer years	-1			1	.0	1	.0
	1	36	.9	4	.1		
<interrupted>	15	21	.5	1	.0		
		-----	-----	-----	-----	-----	-----
	Total	4142	100.0	4142	100.0	4142	100.0

**apar\_ms** marital status parents at birth R

When you were born, were your parents married, were they living together (unmarried) or were they not living together? *"Parents" are the natural mother and father of R.*

- 1 married
- 2 consensual union
- 3 not living together

Did your parents marry at a later date?

Did your parents ever start living together after you were born?

Toen u geboren werd, waren uw ouders toen gehuwd, woonden ze ongehuwd samen, of leefden ze niet met elkaar samen? *Bedoeld worden de natuurlijke ouders van de respondent.*

Zijn uw ouders later met elkaar getrouwd?

Zijn uw ouders na uw geboorte ooit ongehuwd met elkaar gaan samenwonen?

---

Value Label	Value	Frequency	%	Cum%
never known parents	-2	14	.3	.3
no answer	-1	8	.2	.5
married at birth	1	4051	97.8	98.3
cons union, ?marr after birth	2	1	.0	98.4
cons union, marr after birth	3	18	.4	98.8
cons union, no marriage	4	15	.4	99.2
n liv tog, marr after birth	6	10	.2	99.4
n liv tog, cohab after b	7	1	.0	99.4
n liv tog, no marr/coh	8	24	.6	100.0
	Total	4142	100.0	

---

**apar\_di** did parents ever divorce?

Did your parents ever get divorced? In what year did they get divorced? *Converted to age of the respondent.*

Zijn uw ouders gescheiden? In welk jaar zijn zij gescheiden?

Value Label	Value	Frequency	%	Cum%
no answ Q marr aft b	-7	1	.0	.0
no answ Q married	-6	8	.2	.2
never known parents	-5	14	.3	.6
not married after bi	-3	39	.9	1.5
no divorce	-2	3953	95.4	96.9
divorce, no answ yea	-1	23	.6	97.5
	.24	1	.0	97.5
<interrupted>	58.88	1	.0	100.0
	Total	4142	100.0	

---

**apar\_se** have parents ever separated?

Did your parents ever separate (without officially getting divorced)? In what year did they separate? *Converted to age of the respondent.*

Zijn uw ouders ooit definitief uit elkaar gegaan (zonder officieel te scheiden)? In welk jaar zijn uw ouders uit elkaar gegaan?

Value Label	Value	Frequency	%	Cum%
no answ Q married	-6	8	.2	.2
never known parents	-5	14	.3	.5
not married after bi	-3	23	.6	1.1
no separation	-2	4022	97.1	98.2
separ, no answ year	-1	20	.5	98.7
	.00	1	.0	98.7
	1.22	1	.0	98.7
<interrupted>	53.38	1	.0	100.0
	Total	4142	100.0	

---

**achinst** ever been in children institution

Before the age of 15, did you stay in an orphanage or boarding school for a period of at least half a year? How many years did you stay in an orphanage or boarding school before you were 15 years old?

Hebt u tot uw 15e jaar voor langer dan een half jaar in een kindertehuis of internaat verbleven? Hoe lang hebt u in tehuizen of internaten verbleven tot aan uw 15e jaar?



<i>Value Label</i>	<i>Value</i>	<i>Frequency</i>	<i>%</i>	<i>Cum%</i>
never in child insti	-2	3957	95.5	95.5
no answer years	-1	1	.0	95.6
1 year	1	46	1.1	96.7
<interrupted>				
15 years	15	2	.0	100.0
	Total	4142	100.0	

Now I would like to present you with a number of statements about the family in which you spent most of your youth. Please indicate for each statement to what extent you agree or disagree with it.

Nu leg ik u een aantal uitspraken voor over het gezin waarin u het grootste deel van uw jeugd hebt doorgebracht. Wilt u bij iedere vraag aangeven in hoeverre u het met de uitspraak eens of oneens bent?

**aph\_rel** religiosity parental home

In our home, issues linked with religion and the church were considered to be very important.

Bij ons thuis vond men onderwerpen die met geloof en kerk te maken hadden erg belangrijk.

**aph\_cul** cultural capital parental home

Few books and newspapers were read in our home.

Bij ons thuis werden weinig boeken en kranten gelezen.

**aph\_fin** financial capital parental home

Compared to many other families, we were well off financially.

Vergeleken met veel andere gezinnen hadden wij het thuis in financieel opzicht aan de ruime kant.

<i>Value label</i>	<i>Value</i>	<b>aph_rel</b>		<b>aph_cul</b>		<b>aph_fin</b>	
		<i>Freq</i>	<i>%</i>	<i>Freq</i>	<i>%</i>	<i>Freq</i>	<i>%</i>
never known parents	-2	21	.5	21	.5	21	.5
no answer	-1	14	.3	15	.4	25	.6
no	1	1480	35.7	1006	24.3	1647	39.8
more or less	2	721	17.4	1103	26.6	925	22.3
yes	3	1906	46.0	1997	48.2	1524	36.8
	Total	4142	100.0	4142	100.0	4142	100.0

**aevent** significant life event during youth?

While they are young, people can have certain experiences that influence the rest of their lives. Did something happen to you during your youth that has had a dominant effect on your later life? Can you tell me what happened? In what way have you been influenced by what happened?

Op jongere leeftijd kunnen mensen dingen meemaken die hun hele verdere leven beïnvloeden. Is in uw jeugd u iets overkomen dat zeer bepalend is geweest voor uw latere leven? Wat voor gebeurtenis was dat? Op welke manier bent u door die gebeurtenis beïnvloed?

<i>Value Label</i>	<i>Value</i>	<i>Frequency</i>	<i>%</i>	<i>Cum%</i>
no event	1	3098	74.8	74.8
yes, event	2	1044	25.2	100.0
	Total	4142	100.0	

Information stored in database LSNa020.dbf.

**aevent\_t** type of significant event during youth

1	Oorlogservaringen	7	Onenigheid tussen ouders
2	Gezondheidsproblemen of handicap	8	Onenigheid met ouder(s)
3	Sterfgeval ouder(s)	9	Andere problemen thuis
4	Andere sterfgevallen	10	Sexueel misbruik
5	Alcoholgebruik van R zelf	11	Opleidingsgerelateerde gebeurtenissen
6	Alcoholgebruik van anderen in gezin of directe omgeving	12	Werkgerelateerde gebeurtenissen
		13	Werkloosheid

<i>Value Label</i>	<i>Value</i>	<i>Frequency</i>	<i>%</i>	<i>Cum%</i>
no answer	-3	5	.1	.1
no event	-2	3098	74.8	74.9
refusal	-1	9	.2	75.1
war experiences	1	214	5.2	80.3
physical problems	2	76	1.8	82.1
death parent(s)	3	169	4.1	86.2
other deaths	4	78	1.9	88.1
alcohol use of intim	6	27	.7	88.7
discord between pare	7	26	.6	89.4
discord with parents	8	5	.1	89.5
other problems at ho	9	175	4.2	93.7
sexual abuse	10	19	.5	94.2
educational events	11	33	.8	95.0
employment events	12	16	.4	95.4
unemployment	13	3	.1	95.4
poverty	14	20	.5	95.9
not classifiable	16	169	4.1	100.0
Total		4142	100.0	

**aevent\_i** impact of significant event during youth

1	Positief; vooral in psychische zin; R durft meer, neemt meer verantwoordelijkheid, heeft het verder geschopt in het leven	5	Negatief; Vooral in psychische zin heeft R er gevolgen van ervaren, zoals R is er angstig of achterdochtig van geworden; vertrouwen in anderen is weg
2	Positief; R heeft er belangrijke contacten aan over gehouden	6	Negatief; contacten met familielid(leden) zijn afgenomen of verdwenen
3	Positief; ander gevolg	7	Negatief; beroepsloopbaan is negatief beïnvloed
4	Onduidelijk of de gevolgen positief of negatief zijn	8	Negatief; ander gevolg

<i>Value Label</i>	<i>Value</i>	<i>Frequency</i>	<i>%</i>	<i>Cum%</i>
dont know	-3	32	.8	.8
no event	-2	3098	74.8	75.6
refusal	-1	19	.5	76.0
pos; personal develo	1	34	.8	76.8
pos; valuable contac	2	6	.1	77.0
pos; other type of r	3	123	3.0	80.0
unclear whether pos	4	232	5.6	85.6
neg; personal develo	5	205	4.9	90.5
neg; lost contacts	6	7	.2	90.7
neg; career adversly	7	36	.9	91.5
neg; other type of r	8	350	8.5	100.0
Total		4142	100.0	

# LSNa021

N: 11,486

Data about: brothers and sisters

Data source: Respondent face to face interview

Other files about same topic: LSNa221, LSNa215, LSNa065

Questionnaire: sb

Selection of respondents: if brothers and sisters *alive*

Identification variable: ADEMID

*If R has 16 or more siblings, questions are asked only about the 15 oldest.*

**asbstep** own, step, or adoptive family relation?

Is .. your own brother (sister), a step brother (sister), or an adoptive brother (sister)?

Is .. een eigen broer (zus) of een stiefbroer (zus)?

<i>Value Label</i>	<i>Value</i>	<i>Frequency</i>	<i>%</i>	<i>Cum%</i>
no answer	-1	8	.1	.1
own	1	10950	95.3	95.4
step	2	513	4.5	99.9
adoptive	3	15	.1	100.0
	Total	11486	100.0	

**asbsex** sex brother/sister

Is .. a male or a female? Is .. een man of een vrouw?

<i>Value Label</i>	<i>Value</i>	<i>Frequency</i>	<i>%</i>	<i>Cum%</i>
brother	1	5195	45.2	45.2
sister	2	6291	54.8	100.0
	Total	11486	100.0	

**asbage** age brother/sister

In what year was .. born? *Converted to age.*

In welk jaar is .. geboren?

<i>Value Label</i>	<i>Value</i>	<i>Frequency</i>	<i>%</i>	<i>Cum%</i>
no answer	-1	563	4.9	4.9
18 years	18	1	.0	4.9
<interrupted>				
97 years	97	12	.1	100.0
	Total	11486	100.0	

**asbtrav** travelling time to brother/sister

How long does it take you to travel to .., by means of the way you usually travel? .. hours and .. minutes

Hoe lang moet u reizen voordat u bij .. bent, op de manier zoals u meestal reist?

<i>Value Label</i>	<i>Value</i>	<i>Frequency</i>	<i>%</i>	<i>Cum%</i>
no answer	-1	385	3.4	3.4
0 minutes	0	441	3.8	7.2
<interrupted>				
≥24 hours	1440	298	2.6	100.0
	Total	11486	100.0	

**asbfreq** frequency contact

How often are you in touch with ..? "In touch" means face-to-face contact, as well as contact by phone or in writing.

How vaak heeft u contact met ..? Het gaat zowel om contact wanneer u elkaar ziet, als wanneer u met elkaar belt of schrijft.

Suggested recoding:

recode asbfreq (1=0) (2=1) (3=6) (4=12) (5=26) (6=52) (7=156) (8=365) .  
 value labels asbfreq -1'no answer'0'never'1'once a year or less'  
 6'few times a year'12'once a month'26'once a fortnight'  
 52'once a week'156'few times a week'365'each day' .

Value Label	Value	Frequency	%	Cum%
no answer	-1	188	1.6	1.6
never	1	1080	9.4	11.0
once a year or less	2	796	6.9	18.0
few times a year	3	3703	32.2	50.2
once a month	4	2238	19.5	69.7
once a fortnight	5	1148	10.0	79.7
once a week	6	1325	11.5	91.2
few times a week	7	658	5.7	97.0
each day	8	350	3.0	100.0
Total		11486	100.0	

**asbpart** partner status brother/sister

Is .. living with a partner, and what is his/her official marital status?

Woont .. met een partner, en wat is zijn/haar burgerlijke staat?

Value Label	Value	Frequency	%	Cum%
no answer	-1	146	1.3	1.3
mar,partner	1	7671	66.8	68.1
wid,partner	2	273	2.4	70.4
div,partner	3	83	.7	71.2
unm,partner	4	194	1.7	72.8
mar,no partner	5	34	.3	73.1
wid,no partner	6	2005	17.5	90.6
div,no partner	7	325	2.8	93.4
unm,no partner	8	755	6.6	100.0
Total		11486	100.0	

**asbhoush** living in household R

Does .. live with you in the same household?

Woont .. bij u in huis?

Value Label	Value	Frequency	%	Cum%
not in household R	0	11437	99.6	99.6
liv in household R	1	49	.4	100.0
Total		11486	100.0	

# LSNa221

N: 4,139

Data about: availability siblings

Data source: Respondent face to face interview

Other files about same topic: LSNa021, LSNa015

Questionnaire: bp, sb

Identification variable: RESPNR

I would like to know how many brothers and sisters you have. Please do not forget to take adoptive, foster and step brothers and sisters into account. Also, do not forget brothers and sisters who have already passed away.

Ik wil graag weten hoeveel broers en zussen u hebt. Vergeet u daarbij niet om ook stief-, pleeg- of adoptieve broers en zussen mee te tellen, en ook overleden broers en zussen.

**abroever** # brothers ever born

How many older brothers do you have? How many younger brothers do you have?

How many older sisters do you have? How many younger sisters do you have?

Hoeveel oudere broers hebt u ooit gehad? Hoeveel jongere broers hebt u ooit gehad?

Hoeveel oudere zussen hebt u ooit gehad? Hoeveel jongere zussen hebt u ooit gehad?

**abroaliv** # brothers still alive

For each enumerated natural, adoptive and step-sibling, the question is asked: Is .. still alive?

Voor elk van de genoemde eigen, adoptieve en stiefbroers en -zussen wordt de vraag gesteld:

Leeft .. nog?

**abrohaus** # brothers in household

Does .. live with you in the same household?

Woont .. bij u in huis?

Value label	Value	abroever		abroaliv		abrohaus	
		Freq	%	Freq	%	Freq	%
missing	-1			2	.0		
	0	639	15.4	1599	38.6	4120	99.5
<interrupted>	12	3	.1				
		----	-----	----	-----	----	-----
	Total	4139	100.0	4139	100.0	4139	100.0

**asisever** # sisters ever born

**asialiv** # sisters still alive

**asishaus** # sisters in household

Value label	Value	asisever		asialiv		asishaus	
		Freq	%	Freq	%	Freq	%
missing	-1			3	.1		
	0	688	16.6	1296	31.3	4111	99.3
<interrupted>	15	1	.0				
		----	-----	----	-----	----	-----
	Total	4139	100.0	4139	100.0	4139	100.0

## LSNa022

N: 12,501

Data about: children

Data source: Respondent face to face interview

Other files about same topic: LSNa222, LSNa215

Questionnaire: cc, ch

Identification variable: ADEMID

### achstep own, step, or adoptive child

Is .. your own son/daughter, a step son/daughter, or an adoptive son/daughter?

Is .. een eigen zoon/dochter, een stief zoon/dochter of een adoptief zoon/dochter?

<i>Value Label</i>	<i>Value</i>	<i>Frequency</i>	<i>%</i>	<i>Cum%</i>
own	1	12143	97.1	97.1
step	2	319	2.6	99.7
adoptive	3	39	.3	100.0
Total		----- 12501	----- 100.0	

### achsex son or daughter

Is .. a male or a female? Is .. een man of een vrouw?

<i>Value Label</i>	<i>Value</i>	<i>Frequency</i>	<i>%</i>	<i>Cum%</i>
no data	-1	16	.1	.1
son	1	6394	51.1	51.3
daughter	2	6091	48.7	100.0
Total		----- 12501	----- 100.0	

### achage age child (if deceased: age in 1992)

In what year was .. born? *Converted to age.* In welk jaar is .. geboren?

<i>Value Label</i>	<i>Value</i>	<i>Frequency</i>	<i>%</i>	<i>Cum%</i>
no answer	-1	48	.4	.4
1 year	1	1	.0	.4
<interrupted> 79 years	79	1	.0	100.0
Total		----- 12501	----- 100.0	

### achdead child died at age of

In what year did .. pass away? *Converted to age.*

In welk jaar is .. overleden?

<i>Value Label</i>	<i>Value</i>	<i>Frequency</i>	<i>%</i>	<i>Cum%</i>
alive?	-3	9	.1	.1
alive	-2	11741	93.9	94.0
no answer	-1	59	.5	94.5
at age 0	0	193	1.5	96.0
<interrupted> at age 71	71	1	.0	100.0
Total		----- 12501	----- 100.0	

**agcnum** # grch (sons/daughters of this child)

Hoeveel kinderen heeft/hebben ... gekregen? Het gaat mij om alle kinderen van ..., dus ook stief- en adoptie-kinderen. Pleegkinderen tellen niet mee. Vergeet u alstublieft niet ook kleinkinderen die inmiddels overleden zijn mee te tellen.

Value Label	Value	Frequency	%	Cum%
unknown	-1	49	.4	.4
<interrupted>	0	4202	33.6	34.0
	20	1	.0	100.0
Total		12501	100.0	

**aggcnum** # great grch (grandchildren of this child)

Heeft u achter-kleinkinderen, en zo ja, hoeveel kleinkinderen heeft ieder van uw kinderen?

Value Label	Value	Frequency	%	Cum%
unknown	-1	45	.4	.4
<interrupted>	0	11303	90.4	90.8
	61	1	.0	100.0
Total		12501	100.0	

**achtrav** travel time to child

How long does it take you to travel to .., by means of the way you usually travel?  
Hoe lang moet u reizen voordat u bij .. bent, op de manier zoals u meestal reist?

Value Label	Value	Frequency	%	Cum%
alive?	-3	9	.1	.1
dead	-2	751	6.0	6.1
unknown	-1	193	1.5	7.6
no trav time	0	910	7.3	14.9
<interrupted>				
>24 hours	1440	140	1.1	100.0
Total		12501	100.0	

**achempl** employment status son/daughter

Does .. have a job, and if so, does s/he work full-time or part-time? "Full-time" is 28 hours a week or more.

Heeft .. betaald werk, en zo ja, voltijds of halftijds?

- 1 geen betaald werk
- 2 halftijds of minder (tot en met 27 uur per week)
- 3 (bijna) voltijds (28 uur of meer)

Value Label	Value	Frequency	%	Cum%
alive?	-3	9	.1	.1
dead	-2	751	6.0	6.1
unknown	-1	126	1.0	7.1
no	1	3572	28.6	35.7
yes, halftime	2	1549	12.4	48.1
yes, fulltime	3	6494	51.9	100.0
Total		12501	100.0	

**achfreq** frequency contact

How often are you in touch with ..? How vaak heeft u contact met ..?

*Suggested recoding:*

```
recode achfreq (1=0) (2=1) (3=6) (4=12) (5=26) (6=52) (7=156) (8=365) .
value labels achfreq -3'alive' -2'dead' -1'no answer' 0'never' 1'once a
year or less' 6'few times a year' 12'once a month'
26'once a fortnight' 52'once a week' 156'few times a week'
365'each day' .
```

Value Label	Value	Frequency	%	Cum%
alive?	-3	9	.1	.1
dead	-2	751	6.0	6.1
unknown	-1	38	.3	6.4
never	1	255	2.0	8.4
once a year or less	2	91	.7	9.2
few times a year	3	582	4.7	13.8
once a month	4	1008	8.1	21.9
once a fortnight	5	1333	10.7	32.5
once a week	6	3044	24.4	56.9
few times a week	7	3209	25.7	82.6
each day	8	2181	17.4	100.0
Total		12501	100.0	

**achpart** partner status child

Is .. living with a partner, and what is his/her official marital status?

Woont .. met een partner, en wat is zijn/haar burgerlijke staat?

Value Label	Value	Frequency	%	Cum%
alive?	-3	9	.1	.1
dead	-2	751	6.0	6.1
unknown	-1	90	.7	6.8
married,partner	1	8233	65.9	72.7
widowed,partner	2	37	.3	73.0
divorced,partner	3	165	1.3	74.3
unmarried,partner	4	1066	8.5	82.8
married,no partner	5	18	.1	82.9
widowed,no partner	6	105	.8	83.8
divorced,no partner	7	371	3.0	86.8
unmarried,no partner	8	1656	13.2	100.0
Total		12501	100.0	

**achhoush** child in household R

Does .. live with you in the same household?

Woont .. bij u in huis?

Value Label	Value	Frequency	%	Cum%
dead	-2	760	6.1	6.1
not in household R	0	11043	88.3	94.4
in household R	1	698	5.6	100.0
Total		12501	100.0	

**anformm** # former marriages of child

How often has .. been married (before)?

Hoe vaak is .. (eerder) gehuwd geweest?

Value Label	Value	Frequency	%	Cum%
miss info R	-8	9	.1	.1
<16y old/never marri	-2	3234	25.9	25.9



no answer	-1	123	1.0	26.9
no former marriages	0	8118	64.9	91.9
1 former marriage	1	944	7.6	99.4
2 former marriages	2	67	.5	100.0
	3	5	.0	100.0
	5	1	.0	100.0
Total		12501	100.0	

**aendm1** reason end 1st marriage

Did the first marriage end because your son/daughter died, because his/her spouse died, or because they broke up?

Is het eerste huwelijk beëindigd omdat uw zoon/dochter overleden is, omdat zijn/haar huwelijkspartner overleden is, of omdat zij uit elkaar zijn gegaan?

**aendm2** reason end 2nd marriage**aendm3** reason end 3rd marriage**aendm4** reason end 4th marriage

	<b>aendm1</b>		<b>aendm2</b>		<b>aendm3</b>		<b>aendm4</b>		
Value label	Value	Freq	%	Freq	%	Freq	%	Freq	%
not asked	-8	9	.1	9	.1	9	.1	9	.1
3 former marr	-7	0	.0	0	.0	0	.0	5	.0
2 former marr	-6	0	.0	0	.0	67	.5	67	.5
1 former marr	-5	0	.0	944	7.6	944	7.6	944	7.6
0 former marr	-4	8118	64.9	8118	64.9	8118	64.9	8118	65.1
no answ # marr	-3	123	1.0	123	1.0	123	1.0	123	1.0
<16y/nev marr	-2	3234	25.9	3234	25.9	3234	25.9	3234	25.9
no answer	-1	77	.6	2	.0	2	.0	0	.0
child died	1	105	.8	4	.0	0	.0	0	.0
spouse ch died	2	110	.9	3	.0	0	.0	0	.0
separation	3	725	5.8	64	.5	0	.0	1	.0
Total		12501	100.0	12501	100.0	12501	100.0	12501	100.0

**anformc** # former cohabitations of child

How often has .. lived together with a partner (before)? *Please do not include cohabitations followed by marriage.*

Hoe vaak heeft .. (eerder) ongehuwd met een partner samen gewoond? *Samenwoningen gevolgd door een huwelijk niet meetellen.*

Value Label	Value	Frequency	%	Cum%
miss info R	-8	9	.1	.1
<16y old	-2	613	4.9	4.9
no answer	-1	218	1.7	6.7
no former cohabs	0	10949	87.6	94.3
<interrupted>	7	1	.0	100.0
Total		12501	100.0	

**aendc1** reason end 1st cohabitation

Did the (first) cohabitation end because your son/daughter died, because his/her partner died, or because they broke up?

Is het (eerste) ongehuwde samenwoning beëindigd omdat uw zoon/dochter overleden is, omdat zijn/haar partner overleden is, of omdat zij uit elkaar zijn gegaan?

**aendc2** reason end 2nd cohabitation**aendc3** reason end 3rd cohabitation**aendc4** reason end 4th cohabitation

	aendc1			aendc2		aendc3		aendc4	
Value label	Value	Freq	%	Freq	%	Freq	%	Freq	%
not asked	-8	9	.1	9	.1	9	.1	9	.1
3 former coh	-7	0	.0	0	.0	0	.0	24	.2
2 former coh	-6	0	.0	0	.0	89	.7	89	.7
1 former coh	-5	0	.0	587	4.7	587	4.7	587	4.7
0 former coh	-4	10949	87.6	10949	87.6	10949	87.6	10949	87.6
no answer # coh	-3	218	1.7	218	1.7	218	1.7	203	1.6
<16y/never coh	-2	613	4.9	613	4.9	613	4.9	613	4.9
no answer	-1	87	.7	8	.1	2	.0	0	.0
child died	1	17	.1	0	.0	0	.0	0	.0
partner ch died	2	25	.2	3	.0	1	.0	0	.0
separation	3	583	4.7	114	.9	33	.3	12	.1
		-----	-----	-----	-----	-----	-----	-----	-----
Total		12501	12501	100.0	12501	100.0	100.0	12501	100.0

## LSNa222

N: 4,482

Data about: availability children

Data source: Respondent face to face interview

Other files about same topic: LSNa022, LSNa223, LSNa216

Questionnaire: cc

Identification variable: RESPNR

### anchild # children

How many children have you had? You should consider not only the children whose natural mother (father) you are, but also step and adoptive children. Please do not forget to also count children who may have already passed away. *Stillborn children should not be considered. Questions about foster children will be asked later on.*

Hoeveel kinderen hebt u gehad? Het gaat mij om alle kinderen waarvan u de natuurlijke moeder (vader) bent, maar ook om stief- of adoptiekinderen. Vergeet u alstublieft niet om ook kinderen die inmiddels overleden zijn mee te tellen. *Doodgeboren kinderen worden niet meegeteld. Hierna wordt naar pleegkinderen gevraagd.*

Value Label	Value	Frequency	%	Cum%
	0	622	13.9	13.9
<interrupted>	18	1	.0	100.0
	Total	4482	100.0	

### achrec # records with info about children

*If the respondent has 16 or more children, questions are asked only about the 15 oldest (file LSNa022).*

Value Label	Value	Frequency	%	Cum%
short version Q	-2	345	7.7	7.7
	0	560	12.5	20.2
<interrupted>	15	4	.1	100.0
	Total	4482	100.0	

**ach\_dead** # children deceased

<i>Value Label</i>	<i>Value</i>	<i>Frequency</i>	<i>%</i>	<i>Cum%</i>
short version Q	-2	283	6.3	6.3
no data	-1	3	.1	6.4
	0	3572	79.7	86.1
<interrupted>	9	2	.0	100.0
	Total	4482	100.0	

**ach\_aliv** # children still alive

For each enumerated natural, adoptive, and stepchild (but not for foster children), the question is asked: Is .. still alive?

Voor ieder van de genoemde eigen-, adoptieve en stiefkinderen (maar niet voor pleegkinderen) wordt de vraag gesteld: Leeft .. nog?

<i>Value Label</i>	<i>Value</i>	<i>Frequency</i>	<i>%</i>	<i>Cum%</i>
short version Q	-2	283	6.3	6.3
no data	-1	3	.1	6.4
	0	669	14.9	21.3
<interrupted>	15	1	.0	100.0
	Total	4482	100.0	

**anfoster** # foster children

Have you had foster children, and if so, how many?

Heeft u pleegkinderen gehad, en zo ja, hoeveel?

<i>Value Label</i>	<i>Value</i>	<i>Frequency</i>	<i>%</i>	<i>Cum%</i>
	0	4294	95.8	95.8
<interrupted>	16	1	.0	100.0
	Total	4482	100.0	

**anc\_volu** voluntary childlessness

Did you deliberately choose not to have any children?

What was the reason that you had no children?

- no partner available at the time
- inadequate life circumstances (lack of financial resources, poor housing, etc)
- medical reasons
- other (specify)

Was het een bewuste keuze van u om geen kinderen te krijgen?

Waarom hebt u nooit kinderen gekregen?

<i>Value Label</i>	<i>Value</i>	<i>Frequency</i>	<i>%</i>	<i>Cum%</i>
not asked,other reas	-5	242	5.4	5.4
short version Q	-4	25	.6	6.0
not asked,unmarried	-3	217	4.8	10.8
not childless	-2	3860	86.1	96.9
choice	1	45	1.0	97.9
no partner available	2	29	.6	98.6
inadeq life circumst	3	4	.1	98.7
medical reasons	4	36	.8	99.5
no choice other	5	24	.5	100.0
	Total	4482	100.0	

# LSNa023

N: 6,237

Data about: characteristics (contact with) grandchildren

Data source: Respondent face to face interview

Other files about same topic: LSNa223

Questionnaire: gc

Selection of respondents: random sample, grandchildren available

Identification variable: ADEMID

**ademidch** demographic identification parent

**agcstep** own, step, or adoptive grandchild

Is .. an own son/daughter of your child, a step son/daughter or an adoptive son/daughter?

Is .. een eigen zoon/dochter van uw kind of een stief of geadopteerde zoon/dochter?

**agcsex** sex grandchild

Is .. a male or a female?

Is .. een man of een vrouw?

<b>agcstep</b>				<b>agcsex</b>			
<i>Value label</i>	<i>Value</i>	<i>Freq</i>	<i>%</i>	<i>Value Label</i>	<i>Value</i>	<i>Freq</i>	<i>%</i>
own	1	6136	98.4	grandson	1	3251	52.1
step	2	56	.9	granddaughter	2	2986	47.9
adoptive	3	45	.7			----	-----
		----	-----	Total		6237	100.0
	Total	6237	100.0				

**agcage** age grandchild (if deceased: age in 1992)

In what year was .. born? *Converted to age.*

In welk jaar is .. geboren?

**agcdead** grandchild died at age of

In what year did .. pass away? *Converted to age.*

In welk jaar is .. overleden?

Value label	agcage			agcdead	
	Value	Freq	%	Freq	%
alive	-2			6100	97.8
no data	-1	646	10.4	81	1.3
0 years old	0	58	.9	18	.3
<interrupted>					
47 years old	47			2	.0
53 years old	53	1	.0		
		----	----	----	----
	Total	6237	100.0	6237	100.0

**agchoush** grandchild in household R

Value Label	Value	Frequency	%	Cum%
not in household R	0	6234	100.0	100.0
in household R	1	3	.0	100.0
		-----	-----	
	Total	6237	100.0	

**agcfreq** frequency contact

How often are you in touch with ..?

How vaak heeft u contact met ..?

**agcfreqp** frequency voluntary contact with grandchild

How often are you in touch with .. apart from birthday visits and religious holidays?

Hoe vaak heeft u contact met .. buiten de verjaardagen en feestdagen om?

*Suggested recoding:*

recode agcfreq agcfreqp

(1=0) (2=1) (3=6) (4=12) (5=26) (6=52) (7=156) (8=365).

value labels agcfreq agcfreqp -2'died'-1'no answer'0'never'

1'once a year or less'6'few times a year'12'once a month'

26'once a fortnight'52'once a week'156'few times a week' 365'each day'.

Value label	Value	agcfreq		agcfreqp	
		Freq	%	Freq	%
died	-2	137	2.2	137	2.2
no answer	-1	62	1.0	67	1.1
never	1	338	5.4	675	10.8
once a year or less	2	214	3.4	495	7.9
few times a year	3	1621	26.0	1430	22.9
once a month	4	1210	19.4	1001	16.0
once a fortnight	5	748	12.0	670	10.7
once a week	6	962	15.4	889	14.3
few times a week	7	689	11.0	628	10.1
each day	8	256	4.1	245	3.9
		----	----	----	----
	Total	6237	100.0	6237	100.0

**agcfun** voluntary visits by grandchild

How often did it happen in the past year that .. came to visit you, for the fun of it, without his/her parents? (*This question, and the next, were asked for grandchildren of 17 years or older, who are not a member of the household of R.*)

Hoe vaak gebeurde het in het afgelopen jaar dat .. bij u kwam, zomaar, zonder ouders? (*Deze en de volgende vraag werden alleen gesteld voor kleinkinderen van 17 jaar of ouder die niet samen met R een huishouden vormden.*)

**agcadvic** grandchild asked for advice

How often did it happen in the past year that .. came to you to ask for advice? (*See remark previous question.*)

Hoe vaak gebeurde het in het afgelopen jaar dat .. bij u kwam vragen om raad?

**agcbaby** babysitting grandchild by R?

Did you babysit .. at all in the past twelve months? How often did you babysit .. in the past twelve months? (*This question, and the next, were asked for grandchildren of 16 years or younger, who are not a member of the household of R.*)

Heeft u in de afgelopen twaalf maanden wel eens op .. gepast? Hoe vaak hebt u dat oppassen in de afgelopen twaalf maanden gedaan? (*Deze en de volgende vraag werden alleen gesteld voor kleinkinderen van 16 jaar of jonger die niet samen met R een huishouden vormden.*)

**agcstay** grandchild stay overnight with R

Did .. spend the night at your home at all in the past twelve months? How often did .. spend the night in the past twelve months? (*See previous question.*)

Heeft .. de afgelopen twaalf maanden wel eens bij u gelogeed? Hoe vaak is dat logeren in de afgelopen twaalf maanden gebeurd?

		<b>agcfun</b>		<b>agcadvic</b>		<b>agcbaby</b>		<b>agcstay</b>	
<i>Value label</i>	<i>Value</i>	<i>Freq</i>	<i>%</i>	<i>Freq</i>	<i>%</i>	<i>Freq</i>	<i>%</i>	<i>Freq</i>	<i>%</i>
not asked	-3	3012	48.3	3012	48.3	2208	35.4	2208	35.4
died	-2	137	2.2	137	2.2	137	2.3	137	2.3
no answer	-1	4	.1	4	.1	4	.1	4	.1
no babysit/stay	0					2556	40.9	2579	41.3
never	1	849	13.6	2416	38.7	19	.3	9	.1
seldom	2	566	9.1	281	4.5	230	3.7	385	6.2
sometimes	3	1065	17.1	281	4.5	642	10.3	688	11.0
often	4	604	9.7	106	1.7	441	7.1	227	3.6
		----	----	----	----	----	----	----	----
	Total	6237	100.0	6237	100.0	6237	100.0	6237	100.0

## LSNa223

N: 4,137

Data about: availability grandchildren and great grandchildren

Data source: Respondent face to face interview

Other files about same topic: LSNa022, LSNa023

Questionnaire: cc

Selection of respondents: long version Q

Identification variable: RESPNR

**angnum** # grandchildren

For each enumerated natural, adoptive, and stepchild (but not for foster children), the question is asked: How many children does .. have? We want to know about all the children of .., thus including step and adoptive children. Foster children need not be considered. Please do not forget to also consider grandchildren who may already have passed away.

Voor ieder van de genoemde eigen-, adoptieve en stiefkinderen (maar niet voor pleegkinderen) wordt de vraag gesteld: Hoeveel kinderen heeft .. gekregen? Het gaat mij om alle kinderen van .., dus ook stief- en adoptiekinderen. Pleegkinderen tellen niet mee. Vergeet u niet ook kleinkinderen die inmiddels overleden zijn mee te tellen.

<i>Value Label</i>	<i>Value</i>	<i>Frequency</i>	<i>%</i>	<i>Cum%</i>
no children	-2	560	13.5	13.5
missing data	-1	7	.2	13.7
no grandchildren	0	533	12.9	26.6
1 grandchild	1	251	6.1	32.7

&lt;interrupted&gt;

46	1	.0	100.0
Total	4137	100.0	

**anggenum** # great grandchildren

Do you have great grandchildren, and if so, how many grandchildren does your child (do your children) have? *The existence of grandchildren is assessed for each enumerated natural, adoptive, and stepchild.*

Heeft u achterkleinkinderen, en zo ja, hoeveel kleinkinderen heeft uw kind (hebben uw kinderen)? *De aanwezigheid van kleinkinderen wordt voor ieder van de eigen, stief en adoptieve kinderen van R nagegaan.*

Value Label	Value	Frequency	%	Cum%
no grandchildren	-3	533	12.9	12.9
no children	-2	560	13.5	26.4
missing data	-1	7	.2	26.6
no great grandchildr	0	2315	56.0	82.5
1 great grandchild	1	183	4.4	87.0
<interrupted>	80	1	.0	100.0
Total		4137	100.0	

## LSNa030

N: 4,477

Data about: health respondent

Data source: Respondent face to face interview

Other files about same topic: LSNa230, LSNa081, LSNg030

Questionnaire: hr

Identification variable: RESPNR

**ahegener** health in general

How is your health in general?

Hoe is over het algemeen uw gezondheid?

1 slecht, 2 niet zo best, 3 gaat wel, 4 goed, 5 zeer goed

Value Label	Value	Frequency	%	Cum%
no answer	-1	5	.1	.1
poor	1	106	2.4	2.5
not so good	2	413	9.2	11.7
fair	3	1211	27.0	38.8
good	4	2143	47.9	86.6
very good	5	599	13.4	100.0
Total		4477	100.0	

- ahecoage** How is your health in comparison to that of other people your age?  
Hoe is uw gezondheid in vergelijking met andere mensen van uw leeftijd?
- aheco10y** How is your health now in comparison to what it was like 10 years ago?  
Hoe is uw gezondheid nu in vergelijking met hoe het 10 jaar geleden was?  
1 veel slechter, 2 iets slechter, 3 even goed, 4 iets beter, 5 veel beter

<i>Value label</i>	<i>Value</i>	<b>ahecoage</b>			<b>aheco10y</b>	
		<i>Freq</i>	<i>%</i>	<i>Freq</i>	<i>%</i>	
short version	-3	265	5.9	265	5.9	
no answer	-1	138	3.1	5	.1	
much poorer	1	113	2.5	227	5.1	
somewhat poorer	2	337	7.5	99	2.2	
the same	3	1815	40.5	150	3.4	
somewhat better	4	1090	24.3	388	8.7	
much better	5	719	16.1	3343	74.7	
		----	-----	----	-----	
	Total	4477	100.0	4477	100.0	

**aheill** health illnesses handicaps

Are you restricted in your daily activities due to chronic illnesses, health disorders or handicaps?  
Do you suffer no limitations, light limitations or severe limitations?

Wordt u door langdurige ziekten, aandoeningen of handicaps belemmerd in uw dagelijkse bezigheden? Wordt u hierdoor sterk belemmerd, licht belemmerd, of niet belemmerd?

<i>Value Label</i>	<i>Value</i>	<i>Frequency</i>	<i>%</i>	<i>Cum%</i>
short version	-2	265	5.9	5.9
no answer	-1	7	.2	6.1
no limitations/handi	1	2715	60.6	66.7
light limitations	2	886	19.8	86.5
severe limitations	3	604	13.5	100.0
		-----	-----	
	Total	4477	100.0	

**avisread** I would like to ask you whether you can still see properly, to begin with, as regards reading. When reading, can you see well, moderately or poorly (taking into account the possible use of glasses)?

Ik wil u vragen of u nog goed kunt zien, in de eerste plaats bij het lezen. Kunt u bij het lezen goed, matig of slecht zien (eventueel met gebruik van een bril)?

**avisstrt** And in the street, in other words, seeing at a distance? Can you then see well, moderately or poorly (taking into account the possible use of glasses)?

En op straat, dus het zien in de verte? Kunt u dan slecht, matig of goed zien (eventueel met gebruik van een bril)?

**ahear** As regards your hearing ability, in a personal conversation can you hear the other person well (taking into account the possible use of a hearing aid)?

Wat betreft het horen, kunt u in een persoonlijk gesprek de ander goed horen (eventueel met gebruik van een gehoorapparaat)?

1 in het geheel niet, 2 slecht, 3 matig, 4 goed



Value label	avisread			avisstrt		ahear	
	Value	Freq	%	Freq	%	Freq	%
no answer	-1	4	.1	10	.2		
not at all	1	42	.9	16	.4	9	.2
poorly	2	318	7.1	197	4.4	210	4.7
moderately	3	754	16.8	557	12.4	961	21.5
well	4	3359	75.0	3697	82.6	3297	73.6
		-----	-----	-----	-----	-----	-----
	Total	4477	100.0	4477	100.0	4477	100.0

I am going to name four activities that are difficult for some people. Please tell me whether you can no longer perform the activities, can do them only with the help of others, can do them with difficulty or without difficulty? *Physically unable to perform an activity and never having learned to perform the activity are both: (1) cannot at all perform the activity.*

Ik ga nu vier handelingen noemen waar sommige mensen moeite mee hebben. Wilt u dan telkens zeggen of u die handelingen helemaal niet meer, alleen met hulp van anderen, met moeite of zonder moeite kunt doen?<sup>11</sup> De antwoordmogelijkheden zijn steeds:

1 helemaal niet, 2 alleen met hulp, 3 met veel moeite, 4 met enige moeite, 5 zonder moeite  
*Lichamelijk niet kunnen en nooit geleerd is beide: (1) helemaal niet kunnen.*

**aadl1** Can you walk up and down stairs?

Kunt U de trap op- en aflopen?

**aadl2** Can you walk for 5 minutes outdoors without resting?

Kunt U buitenshuis 5 minuten aan één stuk lopen zonder stil te staan?

**aadl3** Can you get up from and sit down in a chair?

Kunt U gaan zitten en opstaan uit een stoel?

Value label	aadl1			aadl2		aadl3	
	Value	Freq	%	Freq	%	Freq	%
short version	-3	265	5.9	265	5.9	265	5.9
no answer	-1	6	.1	5	.1	1	.0
not at all	1	271	6.1	227	5.1	26	.6
only with help	2	51	1.1	99	2.2	17	.4
with much difficulty	3	270	6.0	150	3.3	135	3.0
with some difficulty	4	759	17.0	388	8.7	634	14.2
without difficulty	5	2855	63.8	3344	74.7	3399	75.9
		-----	-----	-----	-----	-----	-----
	Total	4477	100.0	4477	100.0	4477	100.0

**aadl4** Can you dress and undress yourself? *(including: putting on shoes, doing up zippers, fastening buttons)*

Kunt U zich aan- en uitkleden? *Ook: schoenen aantrekken, ritsluitingen dichttrekken, knopen dichtdoen.*

<sup>11</sup> De items aadl1, aadl2 (gewijzigd) en aadl3 zijn afkomstig uit het Doorlopend Leef-situatie Onderzoek van het CBS. Het item aadl4 is ontleend aan het Aanvullend Voorzieningen Onderzoek van het SCP.

Now I would like to know more about household activities. I am going to name seven kinds of tasks that have to be performed in a household. Please tell me whether you (or your partner, if relevant) can no longer perform that task, can do it only with the help of others, can do it with difficulty or without difficulty?

Ik wil nu graag iets meer weten over het huishoudelijk werk. Ik noem nu een aantal taken die in het huishouden moeten gebeuren, en ik wil graag weten of u die taken helemaal niet meer, alleen met hulp van anderen, met moeite of zonder moeite kunt doen?

**aiadl1** Can you do daily groceries?  
Kunt U de dagelijkse boodschappen doen?

**aiadl2** Can you prepare hot meals?  
Kunt U warme maaltijden klaarmaken?

	<b>aadl4</b>			<b>aiadl1</b>		<b>aiadl2</b>	
<i>Value label</i>	<i>Value</i>	<i>Freq</i>	<i>%</i>	<i>Freq</i>	<i>%</i>	<i>Freq</i>	<i>%</i>
not asked (techn)	-4			11	.2	11	.2
short version in institution	-3	265	5.9	265	5.9	265	5.9
no answer	-2			283	6.3	283	6.3
not at all	-1	1	.0			3	.1
only with help	1	26	.6	456	10.2	660	14.7
with much difficulty	2	80	1.8	195	4.4	116	2.6
with some difficulty	3	72	1.6	61	1.4	70	1.6
without difficulty	4	288	6.4	267	6.0	287	6.4
	5	3745	83.7	2939	65.7	2782	62.1
		----	-----	----	-----	----	-----
Total		4477	100.0	4477	100.0	4477	100.0

**aiadl3** Can you change the sheets on the bed?  
Kunt U het bed verschoneren?

**aiadl4** Can you do the laundry?  
Kunt U de was doen?

**aiadl5** Can you regularly clean the house?  
Kunt U het huis regelmatig schoonhouden?

	<b>aiadl3</b>			<b>aiadl4</b>		<b>aiadl5</b>	
<i>Value label</i>	<i>Value</i>	<i>Freq</i>	<i>%</i>	<i>Freq</i>	<i>%</i>	<i>Freq</i>	<i>%</i>
not asked (techn)	-4	11	.2	11	.2	11	.2
short version in institution	-3	265	5.9	265	5.9	265	5.9
no answer	-2	283	6.3	283	6.3	283	6.3
not at all	-1	5	.1	7	.2	1	.0
only with help	1	622	13.9	869	19.4	645	14.4
with much difficulty	2	237	5.3	202	4.5	600	13.4
with some difficulty	3	91	2.0	59	1.3	100	2.2
without difficulty	4	366	8.2	268	6.0	458	10.2
	5	2597	58.0	2513	56.1	2114	47.2
		----	-----	----	-----	----	-----
Total		4477	100.0	4477	100.0	4477	100.0

**aiadl6** Can you do odd jobs, small repairs in and around the house?  
Kunt U kleine reparaties en klusjes in en bij het huis doen?

**aiadl7** Can you fill in official forms, write business letters?  
Kunt U officiële formulieren invullen, brieven schrijven naar instanties?

Value label	aiadl6			aiadl7	
	Value	Freq	%	Freq	%
not asked (techn)	-4	11	.2	11	.2
short version	-3	265	5.9	265	5.9
in institution	-2	283	6.3	283	6.3
no answer	-1	4	.1	5	.1
not at all	1	1047	23.4	695	15.5
only with help	2	316	7.1	483	10.8
with much difficulty	3	102	2.3	114	2.5
with some difficulty	4	390	8.7	513	11.5
without difficulty	5	2059	46.0	2108	47.1
		----	-----	----	-----
Total		4477	100.0	4477	100.0

**ahelpfrq** how often helped with a/iadl activities

*R is unable to perform the following activity (activities) or can do so only with much difficulty or with help .. (the list of activities is generated by the interview program). How often do you receive help with this (these) activity (activities)?*

*R kan de volgende activiteit (activiteiten) niet, met moeite of alleen met hulp verrichten.*

*Genoemd zijn .. (wordt gegenereerd door het interviewprogramma). Hoe vaak wordt u bij deze activiteit (bij deze activiteiten over het geheel genomen) geholpen?*

Value Label	Value	Frequency	%	Cum%
not asked (no diff)	-4	1055	23.6	23.6
no answer	-1	10	.2	23.8
never	1	492	11.0	34.8
rarely	2	290	6.5	41.3
sometimes	3	836	18.7	59.9
often/always	4	1794	40.1	100.0
		----	-----	-----
Total		4477	100.0	

*If one is interested in help with ADL-activities only:*

count helpneed= aadl1 to aadl4 (1,2,3,4).

if (helpneed=0) ahelpfrq=-4.

**awho** help received with a/iadl activities?

From whom do you receive help with a/iadl activities? *More than one answer can be provided.*

- 1 partner
- 2 (other) household members
- 3 children (not in the household)
- 4 other family
- 5 friends/acquaintances
- 6 neighbors
- 7 community nurse
- 8 serviceflat personnel
- 9 social services
- 10 private nurse
- 11 volunteers

Door wie wordt u daarbij geholpen?

*Meer antwoorden zijn mogelijk.*

- 1 partner/echtgeno(o)t(e)
- 2 (overige) huisgenoten
- 3 (buitenshuis wonende) kinderen
- 4 overige familie
- 5 vrienden, kennissen
- 6 buren
- 7 wijkverpleegster
- 8 personeel van de serviceflat, e.d.
- 9 gezinsverzorging, bejaardenhulp, alphahulp
- 10 particuliere verpleging of hulp
- 11 vrijwilligers

Value Label	Value	Frequency	%	Cum%
not asked (no diff)	-4	1055	23.6	23.6
no answer help	-3	10	.2	23.8
never/rarely help	-2	785	17.5	41.3
no answer	-1	13	.3	41.6
partner only	1	821	18.3	60.0
hh members only	10	56	1.3	61.2
children only	11	24	.5	61.7
<interrupted>	100	291	6.5	68.2
from all	111111111111	1	.0	100.0
Total		4477	100.0	

If one is interested in help with ADL-activities only:

```
count helpneed= aadl1 to aadl4 (1,2,3,4).
if (helpneed=0) ahelpfrq=-4.
```

## LSNa230

N: 4,477

Data about: scales functional capacities respondent (visus, ADL, IADL)

Data source: System

Other files about same topic: LSNa030, LSNghi230

Identification variable: RESPNR

**avisus** visual capacities

Computation of this variable from original variables:

```
if (avisread>0 & avisstrt>0)avisus= avisread+avisstrt.
if (avisread<0 & avisstrt>0)avisus= avisstrt*2.
if (avisread>0 & avisstrt<0)avisus= avisread*2.
```

Psychometric properties: Loevingers H= .78, Reliability  $\rho$ = .83

Value Label	Value	Frequency	%	Cum%
not at all	2	15	.3	.3
	3	19	.4	.8
poorly	4	143	3.2	4.0
	5	145	3.2	7.2
moderately	6	396	8.8	16.0
	7	544	12.2	28.2
well	8	3215	71.8	100.0
Total		4477	100.0	

**aadl** capacity to perform activities daily living <4 items ordinal>

Computation of this variable from original variables:

```
count mis= aadl1 to aadl4 (-1).
compute aadl = aadl1 + aadl2 + aadl3 + aadl4.
if (mis>0)aadl=-1.
if (aadl1=-3)aadl=-3.
```

Psychometric properties: Loevingers H= .68, Reliability  $\rho$ = .87; Loevingers  $H \geq .52$  and Reliability  $\rho \geq .79$  for men and women and for respondents of different birth cohorts.

---

<i>Value Label</i>	<i>Value</i>	<i>Frequency</i>	<i>%</i>	<i>Cum%</i>
short version	-3	265	5.9	5.9
missing answers	-1	9	.2	6.1
not at all	4	16	.4	6.5
<interrupted>				
	14	80	1.8	14.7
	15	118	2.6	17.4
	16	127	2.8	20.2
	17	168	3.8	23.9
	18	294	6.6	30.5
	19	557	12.4	43.0
without difficulty	20	2554	57.0	100.0
	Total	4477	100.0	

---

**aiadl** capacity to perform instrumental activities in the household <4 items ordinal>

Computation of this variable from original variables:

```
count mis= aiadl2 to aiadl5 (-1).
compute aiadl = aiadl2 + aiadl3 + aiadl4 + aiadl5.
if (mis>0)aiadl=-1.
if (aiadl2=-2)aiadl=-2.
if (aiadl2=-3)aiadl=-3.
if (aiadl2=-4)aiadl=-4.
```

Psychometric properties: Loevingers H= .64, Reliability  $\rho$ = .87; Loevingers H  $\geq$  .59 and Reliability  $\rho \geq$  .83 for men and women and for respondents of different birth cohorts.

<i>Value Label</i>	<i>Value</i>	<i>Frequency</i>	<i>%</i>	<i>Cum%</i>
not asked (techn)	-4	11	.2	.2
short version	-3	265	5.9	6.2
in institution	-2	283	6.3	12.5
missing answers	-1	11	.2	12.7
not at all	4	312	7.0	19.7
<interrupted>				
	18	150	3.4	56.8
	19	275	6.1	62.9
without difficulty	20	1660	37.1	100.0
	Total	4477	100.0	

---

## LSNa031

N: 2,495

Data about: health partner/spouse

Data source: Respondent face to face interview

Other files about same topic: LSNa231, LSNg030

Questionnaire: hp

Selection of respondents: with partner only, with valid data

Identification variable: RESPNR

---

I am going to name the same activities again. Please tell me whether your partner can no longer perform the activities, can do them only with the help of others, can do them with difficulty or without difficulty?

Ik ga nu weer de handelingen noemen, en vraag u dan of uw partner die handelingen helemaal niet meer, alleen met hulp van anderen, met moeite of zonder moeite kan doen.

**apadl1** Can he/she walk up and down stairs?

Kan hij/zij de trap op- en aflopen?

**apadl2** Can he/she walk for 5 minutes outdoors without resting?

**apadl3** Kan hij/zij buitenshuis 5 minuten aan één stuk lopen zonder stil te staan?  
Can he/she get up from and sit down in a chair?  
Kan hij/zij gaan zitten en opstaan uit een stoel?

	apadl1			apadl2		apadl3	
Value label	Value	Freq	%	Freq	%	Freq	%
no answer	-1	2	.1	3	.1	2	.1
not at all	1	111	4.4	122	4.9	19	.8
only with help	2	20	.8	29	1.2	9	.4
with much difficulty	3	152	6.1	91	3.6	79	3.1
with some difficulty	4	353	14.1	205	8.2	268	10.7
without difficulty	5	1857	74.5	2045	82.0	2118	84.9
		-----	-----	-----	-----	-----	-----
Total		2495	100.0	2495	100.0	2495	100.0

**apadl4** Can he/she dress and undress his/herself? (including: putting on shoes, doing up zippers, fastening buttons)  
Kan hij/zij zich aan- en uitkleden? Ook: schoenen aantrekken, ritssluitingen dichttrekken, knopen dichtdoen.

**aphelpfr** Your partner is unable to perform the following activity (activities) or can do so only with much difficulty .. (the list of activities is generated by the interview program). How often does your partner receive help with this (these) activity (activities)?  
Uw partner kan de volgende activiteit (activiteiten) niet verrichten of met moeite. Genoemd zijn .. (wordt gegenereerd door het interviewprogramma). Hoe vaak wordt uw partner bij deze activiteit (bij deze activiteiten over het geheel genomen) geholpen?

	apadl4				aphelpfr		
Value label	Value	Freq	%	Label	Value	Freq	%
no answer	-1	2	.1	no diffic	-2	1721	69.0
not at all	1	22	.9	no answer	-1	2	.1
only with help	2	38	1.5	never	1	499	20.0
with much difficulty	3	29	1.2	rarely	2	51	2.0
with some difficulty	4	121	4.8	sometimes	3	89	3.5
without difficulty	5	2283	91.5	often/always	4	133	5.3
		-----	-----			-----	-----
Total		2495	100.0			2495	100.0

**apwho** P: help received with adl activities?

From whom does your partner receive help?  
Door wie wordt uw partner daarbij geholpen?

Value Label	Value	Frequency	%	Cum%
not asked (no diff)	-4	1720	68.9	68.9
no answer help	-3	2	.1	69.0
never/rarely help	-2	551	22.1	91.1
partner only	1	135	5.4	96.5
hh members only	10	2	.1	96.6
	11	2	.1	96.7
children only	100	4	.2	96.8
<interrupted>				
volunteers only	10000000000	1	.0	100.0
		-----	-----	
Total		2495	100.0	

# LSNa231

N: 2,492

Data about: scale ADL of partner

Data source: System

Other files about same topic: LSNa031, LSNg030

Questionnaire: hp

Selection of respondents: with valid answers on items in LSNa031

Identification variable: RESPNR

**apadl** capacity partner to perform activities of daily living <4 items ordinal>

Computation of this variable from original variables:

```
count mis= apadl1 to apadl4 (-1).
compute apadl = apadl1 + apadl2 + apadl3 + apadl4.
select if (mis=0).
format apadl (f2).
```

Psychometric properties: Loevingers H= .73, Reliability  $\rho$ = .90

<i>Value Label</i>	<i>Value</i>	<i>Frequency</i>	<i>%</i>	<i>Cum%</i>
not at all	4	16	.6	.6
	5	1	.0	.7
	6	4	.2	.8
<interrupted>	16	93	3.7	11.1
	17	82	3.3	14.4
	18	124	5.0	19.3
	19	241	9.7	29.0
without difficulty	20	1769	71.0	100.0
	Total	2492	100.0	

## LSNa032

N: 4,125

Data about: social participation

Data source: Respondent face to face interview

Questionnaire: sp

Identification variable: RESPNR

**atypedu** type of schooling or course

I would like to ask you a number of questions about all kinds of activities. Did you attend school or take any courses during the past half year? What kind of schooling did you attend or what kind of course did you take? *If R is involved in more than one form of school, the one with the greatest time investment must be considered.*

- 1 general secondary level
- 2 university or college level
- 3 adult education classes
- 4 courses at community center
- 5 classes focusing on the position of women
- 6 university courses for seniors
- 7 correspondence courses
- 8 TELEAC-courses (=via Dutch tv)
- 9 other

Ik wil u nu een aantal vragen stellen over uw bezigheden. Hebt u in het afgelopen half jaar een opleiding of een cursus gevolgd? Wat voor cursus of opleiding was dat? *Als R meerdere opleidingen of cursussen heeft gevolgd, dient de opleiding die de meeste tijd vergt genoteerd te worden.*

- 1 opleiding op middelbaar niveau (bijv. MAVO, HAVO, VWO)
- 2 opleiding op hoger of universitair niveau (bijv. Open universiteit)
- 3 cursus bij volksuniversiteit
- 4 cursus bij buurthuis, e.d.
- 5 cursus gericht op positie en/of emancipatie van vrouwen (bijv. VOS)
- 6 cursus in het kader van Hoger Onderwijs voor Ouderen (HOVO)
- 7 schriftelijke cursus
- 8 TELEAC-cursus
- 9 andere cursus

Value Label	Value	Frequency	%	Cum%
no schooling now	-2	3780	91.6	91.6
no answer	-1	1	.0	91.7
general secondary le	1	21	.5	92.2
university/college l	2	15	.4	92.5
adult education clas	3	29	.7	93.2
courses at community	4	55	1.3	94.6
classes position of	5	6	.1	94.7
uni course for senio	6	3	.1	94.8
correspondence cours	7	11	.3	95.1
TELEAC-courses (=via	8	8	.2	95.2
other	9	196	4.8	100.0
Total		4125	100.0	



**atimedu** time involved in schooling

How many hours a week are you involved in course work?

We are interested to know the total amount of hours involved in attending school and preparing for classes, exams and so forth. *If R is involved in more than one form of schooling, the total number of hours of all courses must be taken into account.*

Hoeveel uur besteedt u per week aan deze opleiding of cursus? *Het gaat dan om het totaal van de les- en de studie-uren; als R meerdere opleidingen of cursussen volgt, dient het aantal uren van alle opleidingen of cursussen samen genoteerd te worden.*

Value Label	Value	Frequency	%	Cum%
not asked(no educati	-2	3780	91.6	91.6
no answer	-1	5	.1	91.8
<1 hour/week	0	11	.3	92.0
1 hour/week	1	31	.8	92.8
	2	56	1.4	94.1
<interrupted>				
	30	1	.0	100.0
40 hours/week	40	1	.0	100.0
100 hours/week	100	1	.0	100.0
		-----	-----	
Total		4125	100.0	

**acar** car household/valid drivers license

Do you have a valid drivers license? Do you (does your partner or does any of the other members of the household) have a car at your disposal?

Bezit u een geldig rijbewijs? Beschikt u (of uw partner of een van de andere leden van uw huishouden) over een auto?

Value Label	Value	Frequency	%	Cum%
no car & no valid dr	0	1789	43.4	43.4
car in hh	1	501	12.1	55.5
valid drivers lic (no car)	2	130	3.2	58.7
car hh+ valid driver	3	1705	41.3	100.0
		-----	-----	
Total		4125	100.0	

**apas65** use made of cultural seniors card

Do you have a cultural seniors card that is made available through your municipality? Please note that we do not mean the reduced-fare pass of Dutch rail (60+/65+). In the past 12 months, did you use your cultural seniors card for reduced tickets to the theatre, museum, movies, concert, and so forth?

Bezit u een pas 65+ die door uw gemeentebestuur verstrekt wordt? Ik bedoel hiermee niet de 65+ (60+) kaart van de Nederlandse Spoorwegen. Hebt u de afgelopen 12 maanden uw pas 65+ gebruikt om korting te krijgen bij bezoek aan een schouwburg, museum, bioscoop, concert, enzovoorts?

Value Label	Value	Frequency	%	Cum%
not asked(age)	-2	741	18.0	18.0
no pas65	0	1003	24.3	42.3
pas65,not used	1	1583	38.4	80.7
pas65,used	2	798	19.3	100.0
		-----	-----	
Total		4125	100.0	

**amember** memberships (being active)

<p>Are you a member of  ... a union or of an employers organization? Do you  ever attend meetings of this union or employers  organization?  ... of a political party? Do you ever attend meetings  of this political party?  ... a women's (men's) club, a women's (men's)  union or a women's (men's) association? Do you  ever attend meetings of this women's (men's) club,  this women's (men's) union or this women's  (men's) association?  ... a senior citizens' organization? Do you ever  attend meetings of this senior citizens'  organization?  ... a choir, music association or drama association?  ... a sports association?  ... a hobby association?  ... an association with a societal objective (e.g.  Widows and widowers association, Amnesty  International)?</p>	<p>Bent u lid van een  ... vakbond of van een werkgevers-  organisatie? Gaat u wel eens naar een  vergadering van deze vakbond of  werkgeversorganisatie?  ... politieke partij? Gaat u wel eens naar  een vergadering van deze politieke partij?  ... vrouwen/mannen-vereniging of  vrouwen/mannen-bond? Gaat u wel eens  naar een vergadering van deze vrou-  wen/mannen-vereniging of vrouwen  /mannen-bond?  ... ouderenbond? Gaat u wel eens naar een  vergadering van deze ouderenbond?  ... zang-, muziek- of toneelvereniging?  ... sportvereniging?  ... hobbyvereniging?  ... vereniging met een maatschappelijk  doel (bijv. weduwnaarsbond, Amnesty  International)?</p>
--	--

<i>Value Label</i>	<i>Value</i>	<i>Frequency</i>	<i>%</i>	<i>Cum%</i>
no memberships	0	1485	36.0	36.0
mem:union/employer o	1	145	3.5	39.5
act:union/employer o	2	57	1.4	40.9
mem:political party	10	87	2.1	43.0
mem:polit + mem:unio	11	19	.5	43.5
mem:polit + act:unio	12	9	.2	43.7
act:political party	20	19	.5	44.1
	21	5	.1	44.3
	22	11	.3	44.5
mem:same-sex organiz	100	9	.2	44.8
	110	2	.0	44.8
act:same-sex organiz	200	82	2.0	46.8
<interrupted>				
	11110200	1	.0	100.0
	Total	4125	100.0	

To create a variable for being active in organizations:

```

if (not mssing(amember) ama=0.
if (trunc(amember/1000000)=2) ama=1.
if (trunc(amember/1000000) -trunc(amember/1000000)*10=2) ama=1.
if (trunc(amember/100000 ) -trunc(amember/1000000 )*10=2) ama=1.
if (trunc(amember/10000 ) -trunc(amember/100000 )*10=2) ama=1.
if (trunc(amember/1000 ) -trunc(amember/10000 )*10=2) ama=1.
if (trunc(amember/100 ) -trunc(amember/1000 )*10=2) ama=1.
if (trunc(amember/10 ) -trunc(amember/100 )*10=2) ama=1.
if (trunc(amember ) -trunc(amember/10 )*10=2) ama=1.
variable label ama 'not/yes active in organizations'.
value label ama 0'not active'1'active'.

```

**alibrary** read books from library

Do you read books from the library? *This includes books on tape for the visually handicapped.*

How often do you take books on loan from the library?

Leest u boeken uit de bibliotheek? *Voor slecht zienden ook boeken op cassette.* Hoe vaak leent u boeken uit de bibliotheek?

Value Label	Value	Frequency	%	Cum%
never	1	3104	75.2	75.2
yearly or less often	2	25	.6	75.9
a few times a year	3	154	3.7	79.6
monthly	4	287	7.0	86.5
once per 14 days	5	296	7.2	93.7
weekly	6	216	5.2	99.0
several times a week	7	37	.9	99.9
daily	8	6	.1	100.0
Total		4125	100.0	

**avolunt** volunteer work

Do you ever do unpaid volunteer work, as for example in church, for a sports association, community center, parent-teacher associations, and so forth? The card that I will present to you, lists different types of organizations for which one can do volunteer work. Please indicate the organizations for which you do volunteer work.

Verricht u wel eens onbetaald vrijwilligerswerk? U moet dan denken aan dingen als kerkelijk werk, werk binnen sport- en buurtverenigingen, oudercommissies, e.d. Op de kaart die ik u nu overhandig vindt u een lijst met organisaties. Voor welke van de volgende organisaties doet u vrijwilligerswerk?

Value Label	Value	Frequency	%	Cum%
no volunteering	0	3051	74.0	74.0
political party	1	3	.1	74.0
pro organization	10	17	.4	74.4
church	100	150	3.6	78.1
<interrupted>				
womens association	1000	11	.3	78.5
	1100	9	.2	78.7
<interrupted>				
school board etc	10000000	4	.1	83.4
<interrupted>				
kindergarten daycare	100000000	7	.2	83.6
<interrupted>				
youth community cent	1000000000	8	.2	84.0
<interrupted>				
societal objective	1.000000E+12	80	1.9	94.9
<interrupted>				
other forms of care	1.000000E+13	48	1.2	98.4
<interrupted>				
	1.110000E+13	1	.0	100.0
Total		4125	100.0	

To create a variable for the number of voluntary activities:

```
compute avolunt=
  trunc(avolunt/10000000000000)
+trunc(avolunt/1000000000000) -trunc(avolunt/10000000000000)*10
+trunc(avolunt/100000000000) -trunc(avolunt/10000000000000)*10
+trunc(avolunt/10000000000) -trunc(avolunt/1000000000000)*10
+trunc(avolunt/1000000000) -trunc(avolunt/10000000000)*10
+trunc(avolunt/100000000) -trunc(avolunt/10000000000)*10
+trunc(avolunt/10000000) -trunc(avolunt/1000000000)*10
+trunc(avolunt/1000000) -trunc(avolunt/10000000)*10
```

```

+trunc (avolunt/100000 ) -trunc (avolunt/1000000 ) *10
+trunc (avolunt/10000 ) -trunc (avolunt/100000 ) *10
+trunc (avolunt/1000 ) -trunc (avolunt/10000 ) *10
+trunc (avolunt/100 ) -trunc (avolunt/1000 ) *10
+trunc (avolunt/10 ) -trunc (avolunt/100 ) *10
+trunc (avolunt ) -trunc (avolunt/10 ) *10.

```

**aactleis** leisure time activities

I am going to provide you with a list of four leisure time activities. Please indicate whether you have performed any of them during the last month.

Ik noem u nu vier activiteiten in de vrije tijd. Wilt u steeds aangeven of u de afgelopen maand daarmee bezig bent geweest?

Value Label	Value	Frequency	%	Cum%
no leisure time acti	0	481	11.7	11.7
sports/physical exer	1	189	4.6	16.2
creative activities	10	280	6.8	23.0
	11	201	4.9	27.9
do-it-yourself/garde	100	213	5.2	33.1
<interrupted>				
other	1000	339	8.2	60.8
<interrupted>				
sports+crea+diy+othe	1111	393	9.5	100.0
Total		4125	100.0	

**anoact** reason no leisure time activities

Why do you not participate in any of the leisure time activities that I mentioned?

Waarom neemt u niet deel aan de door mij genoemde vrije tijd activiteiten?

1 lichamelijke beperkingen, 2 nooit gedaan, 3 geen tijd, 4 geen behoefte, 5 overige reden

Value Label	Value	Frequency	%	Cum%
not asked (activities)	-2	3638	88.2	88.2
no answer	-1	3	.1	88.3
health restriction	1	221	5.4	93.6
never done them	2	19	.5	94.1
no time for them	3	37	.9	95.0
no need for them	4	175	4.2	99.2
too old	6	8	.2	99.4
not able to, tired	7	6	.1	99.6
never thought about	8	2	.0	99.6
anxious to go out	9	1	.0	99.6
no company available	10	5	.1	99.8
social reason	11	2	.0	99.8
personal reason	12	2	.0	99.9
financial reason	13	3	.1	99.9
illness spouse	14	3	.1	100.0
Total		4125	100.0	

Information of category "other" stored in database LSNa032.dbf.

**atv** watch news on tv

How often do you watch the news on television or other programs about current events?

Hoe vaak kijkt u op de tv naar het journaal of naar een actualiteitenrubriek?

**apaper** read newspaper

How often do you read the newspaper?

Hoe vaak leest u de krant?

Value label	Value	Freq	%	Freq	%

never/almost never	1	114	2.8	521	12.6
less than weekly	2	31	.8	69	1.7
1-2 times a week	3	101	2.4	192	4.7
3-4 times a week	4	197	4.8	129	3.1
>4 times a week	5	3682	89.3	3214	77.9
		-----	-----	-----	-----
	Total	4125	100.0	4125	100.0

**aoutwin** going out in winter

How often in winter, when the weather is not too bad, do you go out, for example to go for a walk, to go shopping, to go for a drive, etc.?

Hoe vaak gaat u 's winters bij niet al te slecht weer de deur uit? Ik denk aan wandelen, winkelen, autoritjes, enzovoorts.

**aoutsum** going out in summer

And in summer?

En 's zomers?

**aouteve** going out in evening

How often do you go out at night, when it is dark, either on foot, on your bicycle, or by whatever means.

Hoe vaak gaat u 's avonds als het donker is de deur uit? Ik bedoel te voet, met de fiets, of hoe dan ook.

	<b>aoutwin</b>			<b>aoutsum</b>		<b>aouteve</b>	
<i>Value label</i>	<i>Value</i>	<i>Freq</i>	<i>%</i>	<i>Freq</i>	<i>%</i>	<i>Freq</i>	<i>%</i>
never/almost never	1	260	6.3	116	2.8	1575	38.2
less than weekly	2	176	4.3	118	2.9	681	16.5
1-2 times a week	3	804	19.5	451	10.9	1348	32.7
3-4 times a week	4	365	8.8	345	8.4	199	4.8
>4 times a week	5	2520	61.1	3095	75.0	322	7.8
		-----	-----	-----	-----	-----	-----
	Total	4125	100.0	4125	100.0	4125	100.0

## LSNa232

N: 4,125

Data about: going out

Data source: System

Identification variable: RESPNR

**aoutwse** going out in winter,summer,evening

Computation of this variable from original variables:

compute aoutwse= aoutwin + aoutsum + aouteve.

Psychometric properties: Loewingers H= .70, Reliability  $\rho$ = .82.

<i>Value Label</i>	<i>Value</i>	<i>Frequency</i>	<i>%</i>	<i>Cum%</i>
never/almost never	3	108	2.6	2.6
<interrupted>				
>4 times a week	15	305	7.4	100.0
		-----	-----	
	Total	4125	100.0	

---

## LSNa047

N: 54,501

Data about: type and sex of network members and contact frequency within relationship

Data source: Respondent face to face interview

Other files about same topic: LSNa247, LSNa048

Questionnaire: ni, nf

Identification variable: ANWMEM

---

*The main objective was to identify the networks that reflected the socially active relationships of the elderly respondents in the core and the outer layers of the larger network. In choosing a method to identify the personal networks, several criteria were set regarding who was to be included in the network. First, the network composition had to be as varied as possible, implying that every type of relationship deserved the same chance to be included in the network. This criterion led to a domain-specific approach in the network identification, using seven formal types of relationships (see below). A second objective was to include all the network members the elderly respondents had regular contact with, thus identifying their socially active relationships. However, the aim was not to include everybody they had contact with. To avoid including people they had regular contact with by definition (such as all their colleagues and all the other members of their bridge club), the criterion of the importance of the relationship was added. The elderly could only nominate the network members who they had regular contact with and who were important to them. This enabled them, for example, to nominate the two colleagues they had relatively close contact with and leave the others out of the network. This domain-contact procedure (Van Tilburg, 1995) is an adaptation of the one developed by Cochran et al. (1990).*

*On the basis of earlier questions, information has been collected regarding the presence of household members, and the availability of siblings and adult children (and for a selected number of respondents: the availability of grandchildren). All household members are identified as network members unless their number exceeds 12.*

*Seven domains of network members are identified. The maximum number to be identified is 80. Per domain there is also a maximum, specified as follows:*

- household members, incl. partner: 12 (or fewer, if fewer exist)*
- children and their partners: 25 minus the number of network members identified earlier*
- other family members: 40 minus the number of network members identified earlier*
- neighbors: 50 minus the number of network members identified earlier*
- contacts through work and school: 60 minus the number of network members identified earlier*
- members of organizations: 70 minus the number of network members identified earlier*
- others: 80 minus the number of network members identified earlier*
- "forgotten" contacts: 80 minus the number of network members identified earlier*

*Thus, when fewer people in a particular domain are nominated than the maximum allows, this difference is added to the maximum for the following domain.*

*General introduction*

During the next part of the interview I would like to obtain information about the people with whom you are in touch regularly and who are important to you. In succession, I will be asking about (the other member/members of your household,) (your children and the partners they may have,) (other) family members, neighbors, contacts from work or school, contacts from voluntary associations and other organizations, and friends and acquaintances. Not all of these people need to be nominated. We are interested in those with whom you are in touch regularly and who are important to you. Furthermore, they have to be at least 18 years old. First I will fill in the names of those with whom you are in touch regularly and who are important to you. Next, I will ask a number of questions about each.

*You as the interviewer, must emphasize the criteria according to which network members are identified: people with whom R is in touch regularly and who are important to him/her. If necessary, repeat these criteria, and formulate them clearly. Also, please pay attention to the age criterion: network members must be at least 18 years old. It is necessary that network members are identified as unique individuals and by name. There are no objections against using initials for privacy reasons.*

*Later on, questions will be asked about the individual network members. For that reason, it is necessary that both you and R know who the person involved is. Members of a couple must be identified individually, thus as "Mr. X" and "Mrs. X". The answer "I know so many people" is not acceptable. In that case, ask R "Please will you provide the names of those with whom you are in touch regularly and who are important to you".*

*Algemene introductie*

In het volgende gedeelte wil ik graag weten met wie u een regelmatig en belangrijk contact heeft. Ik vraag achtereenvolgens naar (de andere persoon/personen in huis,) (uw kinderen en hun eventuele partners,) (andere) familieleden, buurtgenoten, contacten van werk, studie of cursus, contacten van verenigingen en organisaties, en vrienden en kennissen. Het gaat er nu niet om dat u alle personen noemt. Wij zijn geïnteresseerd in de mensen met wie u een regelmatig en belangrijk contact heeft. De personen moeten 18 jaar of ouder zijn. Eerst noteer ik de namen van de personen met wie u een regelmatig en belangrijk contact heeft, en vervolgens stel ik enkele vragen over ieder van hen.

*U, interviewer, moet het criterium van de afbakening, dus regelmatig contact en belangrijk contact, duidelijk formuleren en zonodig herhalen en benadrukken. Let ook op het criterium van 18 jaar en ouder. Verder is het belangrijk dat personen uniek en bij naam genoemd worden. In verband met privacy zijn initialen ook akkoord. Over de verschillende personen worden daarna namelijk nog vragen gesteld, en u en R moeten dan weten over wie het gaat. Als R één zoon heeft, is het antwoord "mijn zoon" voldoende. U weet immers de naam.*

*Typ in dat geval de naam van de zoon. Als R drie kinderen heeft, is het antwoord 'al mijn kinderen' onvoldoende. Vraag dan bevestiging: Dus u heeft met uw drie kinderen <naam 1>, <naam 2>, <naam 3>, een regelmatig contact en dat contact is ook belangrijk voor u? Echtparen moeten afzonderlijk genoemd worden, dus "Dhr. X", "Mevr. X". Het antwoord "Ik ken zoveel mensen..." is beslist niet akkoord. Vraag dan: Wilt u de mensen met wie u een regelmatig en belangrijk contact heeft bij naam noemen?*

*Identification of household members*

You share living quarters with .. I would like to ask a number of questions about those in your household who are at least 18 years old. For that reason, will you please give me the name(s) of (each of) the person(s) aged 18 and over with whom you live?

*Identification of children and their partners*

Earlier on during the interview, you provided the name(s) of your child(ren) who was (were) still alive. You also told us whether or not she/he (they) was (were) living with a partner. Now we would like to know whether you are in touch regularly with (each of) your child(ren) (and his/her partner) (and their partners) and whether she/he (they) is (each are) important to you. If this is the case, will you please give me his/her (their) first name(s) and the first letter of his/her (their) last name(s)? *The children/partners must be identified individually. Do not simply include all of them in the network.*

*Identification of other family members*

Next, will you please provide me with the names of those family members with whom you are in touch regularly and who are important to you? "Family members" are parents and parents-in-law (if they are still alive), siblings, cousins, nieces and nephews, in-laws (both on your side of the family and on the side of your partner), aunts and uncles (and grandchildren). They must be at least 18 years old. I would like to have the first name and the first letter of the last name of each. *The family members must be identified individually. Do not simply include all of them in the network.*

*Identification of neighbors*

Now, will you please provide me with the names of those neighbors and others living nearby with whom you are in touch regularly and who are important to you? I would like to have the first name and the first letter of the last name of each.

*Identificatie van huisgenoten*

U woont met .. in huis. Ik wil graag een aantal vragen stellen over de persoon (personen) van 18 jaar en ouder die bij u in huis wonen. Mag ik daarom de voornaam en de eerste letter van de achternaam van die andere persoon (de personen) van 18 jaar en ouder in uw huishouden weten? Wilt u ze één voor één opnoemen? Dan begin ik met de eerste.

*Identificatie van kinderen en hun partners*

Eerder in het interview heeft u al de naam van uw nog levende kind(eren) genoemd. Ook heeft u verteld of hij/zij een echtgenoot, een echtgenote of een partner heeft (hebben). Nu wil ik graag weten of u met uw kind (en zijn/haar partner) (met welke van uw kinderen u) (en hun partners) een regelmatig contact en belangrijk contact heeft. Indien dit zo is, wilt u dan de voornaam en de eerste letter van de achternaam van uw kind (en zijn/haar partner) noemen? Wilt u ze één voor één opnoemen? Noemt u maar de voornaam en de eerste letter van de achternaam. *Namen laten noemen, dus niet zomaar alle kinderen / partners in netwerk opnemen.*

*Identificatie van andere familieleden*

Kunt u van uw familieleden, dat zijn onder meer uw ouders of schoonouders -indien zij nog leven-, uw broers en zussen (ook al heeft u die al eerder genoemd in het familiegedeelte), uw neven en nichten, uw schoonfamilie (van uw kant en van de kant van uw partner), uw ooms en tantes, (en uw kleinkinderen,) degenen noemen met wie u regelmatig contact heeft en die belangrijk voor u zijn? Het moeten personen zijn van 18 jaar en ouder. Wilt u de voornaam en de eerste letter van de achternaam geven? *Namen laten noemen, dus niet zomaar alle familieleden in netwerk opnemen. Zonodig criteria herhalen.*

*Identificatie van buurtgenoten*

Kunt u van al uw burens en buurtgenoten degenen noemen met wie u regelmatig contact heeft en die belangrijk voor u zijn? Wilt u de voornaam en de eerste letter van de achternaam geven?



*Identification of contacts through work and school*

Please provide me with the names of those (ex-) colleagues, and others you know through volunteer work or school with whom you are in touch regularly and who are important to you. I would like to have the first name and the first letter of the last name of each.

*Identification of members of organizations*

Please provide me with the names of those you meet through church, a sports association, political organizations, and other voluntary associations with whom you are in touch regularly and who are important to you. I would like to have the first name and the first letter of the last name of each.

*Identification of others*

Perhaps there still are people (friends and acquaintances for example) with whom you are in touch, and who you have not been able to mention in response to earlier questions. Please provide the names of others with whom you are in touch regularly and who are important to you. I would like to have the first name and the first letter of the last name of each.

*Identification of "forgotten" contacts*

There may be certain family members, neighbors or others with whom you are in touch frequently and who are important to you, but may have forgotten to mention earlier. This is the opportunity to name them as yet. I would like to have the first name and the first letter of the last name of each.

Is ..

- a household member
- a child or a partner of a child
- a neighbor or someone who lives nearby
- a contact through work, volunteer work or school
- a member of a voluntary organization
- another type of contact (e.g. friend or acquaintance)

*Identificatie van werkcontacten en studiegenoten*

Kunt u de namen noemen van personen van uw (voormalig) werk, vrijwilligerswerk of opleiding, met wie u regelmatig contact heeft en die belangrijk voor u zijn? Wilt u de voornaam en de eerste letter van de achternaam geven?

*Identificatie van leden van organisaties*

Kunt u de namen noemen van personen die u ontmoet via de kerk, sportvereniging, politieke organisaties, belangenvereniging en dergelijke, met wie u regelmatig contact heeft en die belangrijk voor u zijn? Wilt u de voornaam en de eerste letter van de achternaam geven?

*Identificatie van anderen*

Er zijn wellicht nog mensen (bijvoorbeeld vrienden of kennissen) waarmee u omgaat, maar die u nog niet bij de eerdere vragen heeft kunnen noemen. Kunt u de namen noemen van hen met wie u regelmatig contact heeft en die belangrijk voor u zijn? Wilt u de voornaam en de eerste letter van de achternaam geven?

*Identificatie van "vergeten" personen*

Er zijn wellicht nog familieleden of buurtgenoten of andere mensen met wie u regelmatig contact heeft en die belangrijk voor u zijn, die u vergeten bent hiervoor te noemen. Die kunnen nu als nog genoemd worden. Wilt u de voornaam en de eerste letter van de achternaam geven?

Is .. een

- huisgenoot, huisgenote
- kind of echtgeno(o)t(e)/partner van een kind
- familielid
- buur of buurtgenoot
- iemand van het werk, vrijwilligerswerk, of opleiding
- iemand van een organisatie
- ander contact (bijv. vriend, vriendin of kennis)

As was stated in the introduction, a maximum number of persons to be nominated was set for each of the domains. The next table shows that only a very small number (in total six) respondents reached the maximum. However, none of the respondents nominated the maximum number (80). Therefore, the six respondents who reached the maximum had the opportunity to nominate more persons in the domain of "forgotten" contacts.

Cumulative mean number of nominated network members\* and number of respondents who reached the maximum set for the domains of types of relationships

domain	M network members (cum.)	maximum set (cum.)	respondents who reached the maximum
household members	.8	12	0
children and their partners	4.4	25	0
other family members	8.0	40	4
neighbors	9.7	50	3
contacts through work and school	10.5	60	1
members of organizations	11.1	70	0
others	13.2	80	0
"forgotten" contacts	13.5	80	0

\* Network members who were erroneously nominated, e.g. were nominated double or were entered in the computer as typing errors by the interviewer, are included and network members who were added manually after the delination procedure are excluded

The network delineation (including the questions on type and sex) lasted on the average 9.8 minutes ( $SD= 5.4$ , minimum 1.0, maximum 49.0, median 9.0). A regression analysis gave the next equation:  $1.91 + .35 * \text{number network members (variable anwsiz, LSNa247)} (\beta = .63) + .03 * \text{age} (\beta = .05) + -.48 * \text{sex (values: male, female)} (\beta = -.04) + .06 * \text{duration of the previous sections in minutes (aggregate of variable atimecum, LSNa093)} (\beta = .22) + -.03 * \text{sequence number of the interview for the interviewer (variable aiseq, LSNa008)} (\beta = -.13) + -.22 * \text{experience of the interviewer (variable aiexperi, range 1-4, LSNa003)} (\beta = -.04)$ ;  $N= 4,058$  (one missing), all predictors  $p < .001$ ,  $R^2 = 46.5\%$ . The question on the frequency of contact (including sorting) lasted 2.0 minutes ( $N= 4,044$ ; not asked to respondents without network members). The regression equation:  $.54 + .11 * \text{number of network members} (\beta = .56)$ ;  $R^2 = 31.9\%$ .

**adomtyp** domain of delineation and type of relationship

What relationship do you have with ..? *Do not ask this question if this information is already available. Just fill in the relationship type. No further questions are asked about the nurses and home helpers if the contact with those persons is solely professional. This is always the case for the professionals from the category general practitioner / reverend / pastor. Are you in touch with .. outside the contact you have with him/her as a professional helper (nurse, home helper)?*

In welke relatie staat .. tot u? *Indien al bekend, dan niet vragen maar zelf invullen. Indien de interactie met de hulp / gezinsverzorgende / wijkverplegende beperkt is tot beroepsmatige contacten, worden geen nadere vragen over deze persoon gesteld. Dit geldt altijd voor de beroepskrachten uit de categorie huisarts / dominee / pastoor. Heeft u contact met .. buiten het contact met hem/haar als hulp, gezinsverzorgende of wijkverplegende?*

- |   |  |  |
|---|--|--|
| - partner of echtgenoot of echtgenote, huisgenoot | - neef of nicht <sup>4</sup>                         | - iemand uit een vereniging of de kerk                                 |
| - zoon of dochter <sup>1</sup> , huisgenoot       | - oom of tante                                       | - iemand die R op straat of in het buurthuis spreekt                   |
| - broer of zus, huisgenoot                        | - overige familie                                    | - een beroepskracht, bijv. de hulp, gezinsverzorgende of wijkverpleger |
| - kleinzoon of kleindochter, huisgenoot           | - buurman of buurvrouw                               | - een andere beroepskracht, bijv. de huisarts, dominee, pastoor        |
| - vriend of vriendin, huisgenoot                  | - een (ex-)collega of een ander persoon van het werk | - hulp, gezinsverzorgende, wijkverpleger; ook buiten werk              |
| - andere huisgenoot <sup>2</sup>                  | - iemand vanuit het vrijwilligerswerk                | - overig   |
| - zoon of dochter <sup>1</sup>                    | - iemand van de opleiding                            |  |
| - schoonzoon of schoondochter <sup>3</sup>        | - iemand uit een vereniging of de kerk               |  |
| - vader of moeder                                 | - vriend of vriendin                                 |  |
| - broer of zus                                    | - kennis   |  |
| - zwager of schoonzus                             |  |  |
| - kleinzoon of kleindochter                       |  |  |

<sup>1</sup> *The category of sons and daughters includes sons and daughters of the spouse/partner, foster, step and adoptive sons and daughters, and so on (values 19 and 23).*

<sup>2</sup> *The category of other household members was recoded to codes 1 to 10 and 17 to 19 on basis of the specification of the type of the relationship.*

<sup>3</sup> *The category of sons and daughters in law is not restricted to spouses and includes fiancées, partners, etcetera; former sons and daughters in law (partners of divorced or deceased children have value 24).*

<sup>4</sup> *The category of cousins, nieces and nephews includes their spouses and partners.*

Value Label	Value	Frequency	%	Cum%
housekeeper, hh	1	2	.0	.0
acquaintance, hh	2	1	.0	.0
catholic sister, hh	3	3	.0	.0
parent, hh	4	14	.0	.0
parent inlaw, hh	5	4	.0	.0
niece/nephew, hh	6	1	.0	.0
son/d inlaw, hh	7	13	.0	.1
br/si inlaw, hh	8	5	.0	.1
boarder/landlord, hh	10	7	.0	.1
hh partner/spouse	11	2466	4.5	4.6
hh son/daughter	12	670	1.2	5.8
hh br/sister	13	46	.1	5.9
hh grandson/daughter	14	17	.0	6.0
hh friend	15	6	.0	6.0
other hh, nonkin	17	7	.0	6.0
hh son/d part/other	19	21	.0	6.0

son/daughter	21	8485	15.6	21.6
son/d inlaw	22	5844	10.7	32.3
s/d partn,step,adopt	23	290	.5	32.8
ex-s/d inlaw,other	24	3	.0	32.9
parent	31	256	.5	33.3
br/sister	32	4371	8.0	41.3
br/sis inlaw	33	5327	9.8	51.1
grandson/daughter	34	1532	2.8	53.9
cousin/niece/nephew	35	3194	5.9	59.8
uncle/aunt	36	324	.6	60.4
other family	37	103	.2	60.6
fath/moth inlaw	38	212	.4	61.0
partner grandchild	39	56	.1	61.1
neighbor	40	6700	12.3	73.4
former neighbor	41	78	.1	73.5
colleague(form,spou)	51	2366	4.3	77.8
volunteer	52	996	1.8	79.7
education	53	115	.2	79.9
organiz/church	60	2848	5.2	85.1
other nonkin,type?	70	9	.0	85.1
friend	71	5451	10.0	95.1
acquaintance	72	2373	4.4	99.5
street	75	4	.0	99.5
prof.helper	76	32	.1	99.5
gp/pastor	77	6	.0	99.6
other-other	78	63	.1	99.7
prof.helper(>ctc)	79	14	.0	99.7
partner/spou out hh	80	113	.2	99.9
ex-spouse/partner	81	10	.0	99.9
parent inlaw child	82	40	.1	100.0
ex-parent inlaw	83	3	.0	100.0
Total		54501	100.0	

*There are several ways to summarize these types. We suggest (Dykstra, 1995):*

```

recode adomtyp (12,19,21,23=1) (7,22,24=2) (13,32=3) (8,33=4)
(4,5,6,14,31,34 thru 39=5) (15,71=6) (40=7) (1,2,3,9,10,16 thru 19,41
thru 70,72 thru 79,81 thru 83=8) (11,80=9).
value label adomtyp 1'child'2'ch ilaw'3'sib'4'sib ilaw'5'other kin'
6'friend'7'neighbor'8'other non kin'9'partner'.

```

*To compute the size of partial networks:*

```

if (adomtyp=1)typ1=1.
if (adomtyp=2)typ2=1.
if (adomtyp=3)typ3=1.
if (adomtyp=4)typ4=1.
if (adomtyp=5)typ5=1.
if (adomtyp=6)typ6=1.
if (adomtyp=7)typ7=1.
if (adomtyp=8)typ8=1.
if (adomtyp=9)typ9=1.
recode typ1 to typ9 (sysmis=0).
compute respnr= trunc(anwmem/100).
aggregate /outfile 'temp.sys' /presorted /break respnr
/ntyp1 '# children'= sum(typ1) /ntyp2 '# ch in law'= sum(typ2)
/ntyp3 '# siblings'= sum(typ3) /ntyp4 '# sb in law'= sum(typ4)
/ntyp5 '# other kin'= sum(typ5) /ntyp6 '# neighbors'= sum(typ6)
/ntyp7 '# friends'= sum(typ7) /ntyp8 '# other non kin'=sum(typ8)
/ntyp9 'partner (no/yes)'= sum(typ9).
join match /file 'LSNa247.sys' /file 'temp.sys' /by respnr.
* if the network size equals 0, partial network sizes equal 0.
recode all (sysmis=0).

```

**anwsex** sex network member

Is .. a male or a female? Is .. een man of een vrouw?

Value Label	Value	Frequency	%	Cum%
unknown	-1	6	.0	.0
male	1	24718	45.4	45.4
female	2	29777	54.6	100.0
Total		54501	100.0	

**anwfreq** frequency of contact

How often are you in touch with ..? Ik wil graag weten hoe vaak u contact heeft met ..

*Suggested recoding to get the frequency in days per year:*

```

recode anwfreq (1=0) (2=1) (3=6) (4=12) (5=26) (6=52) (7=156) (8=365) .
value labels anwfreq -1'missing' 0'never' 1'once a year or less'
6'few times a year' 12'once a month' 26'once a fortnight'
52'once a week' 156'few times a week' 365'each day' .
missing values anwfreq (-1) .

```

Value Label	Value	Frequency	%	Cum%
missing	-1	322	.6	.6
never	1	104	.2	.8
yearly or less often	2	535	1.0	1.8
few times year	3	8490	15.6	17.4
monthly	4	9504	17.4	34.8
once every 2 weeks	5	6708	12.3	47.1
weekly	6	11982	22.0	69.1
few times week	7	8864	16.3	85.3
daily/hh member	8	7992	14.7	100.0
Total		54501	100.0	

*Missing values were coded in two cases. First, if network members were deleted during the interview from the list generated by the interviewer. Second, if after the interview network members were added manually, while more detailed information was missing.*

*Aggregating information on the relationship level to the level of the respondents (example):*

```

get file 'LSNa047.sys' .
compute temp=adomtyp.
recode temp (12,19,21,23=1) (7,22,24=2) (13,32=3) (8,33=4)
(4,5,6,14,31,34 thru 39=5) (15,71=6) (40=7) (1,2,3,9,10,16 thru
19,41 thru 70,72 thru 79,81 thru 83=8) (11,80=9) .
value label temp 1'child' 2'ch ilaw' 3'sib' 4'sib ilaw' 5'other kin'
6'friend' 7'neighbor' 8'other non kin' 9'partner' .
if (temp>=1 & temp <=5) kin=1.
if (adomtyp=-1 | adomtyp=11 | adomtyp=80) kin=-1.
recode kin (sysmis=0) .
missing values kin anwfreq (-1) .
compute weekly=0.
if (anwfreq>=6) weekly=1.
compute respnr=trunc(anwmem/100) .
aggregate /outfile 'temp.sys' /break respnr
/pctkin 'percentage of kin' = pgt(kin,0)
/nweekly 'number contacted at least weekly' = sum (weekly)
/sdfreq 'standard deviation frequency contact' = sd (anwfreq) .
join match /file 'LSNa247.sys' /file 'temp.sys' /by respnr.
* if network size equals zero, the number of network members contacted
at least weekly equals zero.
if (anwsize=0) nweekly=0.
descriptives /variables = pctkin nweekly sdfreq.

```

One has to pay attention to the missing values for the aggregate variables. The next table provides an overview of the missing values for the three aggregate variables.

variable	N of respondents with missing values
pctkin	55: no network members (15), partner is the only relationship (40)
nweekly	none
sdfreq	105: no network members (15), only one relationship (87), none or only one relationships with valid values on anwfreq (3)

*Combining data of all persons (current household members in LSNa015, siblings in LSNa021, children in LSNa022 and network members in LSNa047; grandchildren in LSNa023 excluded because this section of the questionnaire was not asked to all respondents) mentioned by the respondent; respondents of whom the network have not been delineated are excluded.*

```

join match /file 'LSNa047.sys' /rename (adomtyp=ptyp) (anwsex= psex)
(anwfreq=pfreq) /file 'LSNa048.sys' /keep anwmem ademid /file
'LSNa051.sys' /drop anwdurat asequenc /rename (anwpart= ppart)
(anwage=page) (anwtrav=ptrav) (anwempl=pempl) /by anwmem.
compute source="nw".
if (ptyp<20)ptrav=0.
variable label source 'source of data'.
add value labels ppart 9'partner'.
save file 'temp.sys'.
select if ((ademid<0 | ptyp=14 | ptyp=34) & ptyp<>11 & ptyp<>80).
save file 'temp0471.sys'.
get file 'temp.sys'.
select if (ademid>0 & ptyp<>14 & ptyp<>34 & ptyp<>11 & ptyp<>80).
sort by ademid.
save file 'temp0472.sys'.
get file 'temp.sys'.
select if (ptyp=11 | ptyp=80).
save file 'temp0473.sys'.
get file 'LSNa015.sys'.
compute source="hc".
compute pfreq=8.
compute ptrav=0.
save file 'temp015.sys' /keep ademid pfreq ptrav ahsex ahage ahhtyp
source /rename (ahsex=psex) (ahage=page) (ahhtyp=ptyp).
get file 'LSNa021.sys'.
compute source="sb".
compute ptyp=32.
if (asbhoush=1)ptyp=13.
modify variables /drop asbstep asbhoush /rename (asbsex=psex)
(asbage=page) (asbtrav=ptrav) (asbfreq=pfreq) (asbpart=ppart).
save file 'temp021.sys'.
get file 'LSNa022.sys'.
compute source="cc".
select if (achdead=-2).
if (achhoush=1 & achstep=1)ptyp=12.
if (achhoush=1 & achstep<>1)ptyp=19.
if (achhoush=0 & achstep=1)ptyp=21.
if (achhoush=0 & achstep<>1)ptyp=24.
modify variables /drop achdead achstep agcnum aggcnm achhoush anformm
to aendc4 /rename (achsex=psex) (achage=page) (achtrav=ptrav)
(achfreq=pfreq) (achpart=ppart) (achempl=pempl).
save file 'temp022.sys'.
join match /file 'temp0472.sys' /file 'temp015.sys' /file 'temp021.sys'
/file 'temp022.sys' /by ademid.
compute respnr=trunc(ademid/100).
save file 'temp2.sys'.
join match /file 'temp2.sys' /table 'LSNa247.sys' /by respnr.
select if (not missing(anwsize)).
save file 'temp4.sys' /drop anwsize respnr.

```

```

join match /file 'temp0473.sys' /file 'LSNa011.sys' /keep respnr apage
apemplhr /table 'LSNa010.sys' /keep respnr amarst /by respnr.
select if (not missing(anwmem)).
if (missing(page) or page<1)page=apage.
if (apemplhr=-2)pempl=1.
if (apemplhr>0 & apemplhr<=27)pempl=2.
if (apemplhr>=28)pempl=3.
if (amarst=2)ppart=1.
recode ppart (sysmis=9).
save file 'temp3.sys' /drop apage apemplhr respnr amarst.
join add /file 'temp0471.sys' /file 'temp4.sys' /file 'temp3.sys'.

```

*This procedure leads to a file with approximately 63,000 cases.*

## LSNa247

N: 4,059

Data about: network size

Data source: System

Other files about same topic: LSNa047

Selection of respondents: no technical problems with questionnaire

Identification variable: RESPNR

**anssize** size network

*This is the total number of network members generated in response to the questions about the seven domains (LSNa047).*

*Computation:*

```

get file 'LSNa047.sys'.
compute respnr=trunc(anwmem/100).
aggregate /outfile 'LSNa247.sys' /break respnr
/anysize 'network size' = N.
join match /file 'LSNa001.sys' /keep respnr a247_1 /file
'LSNa247.sys' /by respnr.
select if (a247_1=1).
recode ansizes (sysmis=0).

```

Value	Label	Value	Frequency	%	Cum%
0			15	.4	.4
1			86	2.1	2.5
2			133	3.3	5.8
3			136	3.4	9.1
4			164	4.0	13.2
5			212	5.2	18.4
6			221	5.4	23.8
7			223	5.5	29.3
8			241	5.9	35.3
9			218	5.4	40.6
10			217	5.3	46.0
11			209	5.1	51.1
12			170	4.2	55.3
13			186	4.6	59.9
14			162	4.0	63.9
15			163	4.0	67.9
16			128	3.2	71.1
17			115	2.8	73.9
18			101	2.5	76.4
19			104	2.6	78.9
20			82	2.0	81.0
21			99	2.4	83.4

---

22	74	1.8	85.2
23	69	1.7	86.9
24	65	1.6	88.5
25	65	1.6	90.1
26	48	1.2	91.3
27	38	.9	92.2
28	28	.7	92.9
29	28	.7	93.6
30	33	.8	94.4
31	27	.7	95.1
32	20	.5	95.6
33	20	.5	96.1
34	18	.4	96.5
35	14	.3	96.9
36	10	.2	97.1
37	9	.2	97.3
38	14	.3	97.7
39	14	.3	98.0
40	14	.3	98.4
41	7	.2	98.5
42	4	.1	98.6
43	4	.1	98.7
44	5	.1	98.9
45	5	.1	99.0
46	4	.1	99.1
47	5	.1	99.2
48	2	.0	99.3
49	5	.1	99.4
50	2	.0	99.4
51	2	.0	99.5
52	1	.0	99.5
54	4	.1	99.6
55	2	.0	99.7
56	2	.0	99.7
57	5	.1	99.8
59	1	.0	99.9
60	2	.0	99.9
62	1	.0	99.9
63	1	.0	100.0
72	1	.0	100.0
77	1	.0	100.0
Total	----- 4059	----- 100.0	

---



# LSNa048

N: 54,501

Data about: ranking network members (LSNa047), link with demographic sections (LSNa015, LSNa021, LSNa022, LSNa023, LSNa065)

Data source: System

Other files about same topic: LSNa047, LSNa051

Questionnaire: ni, nf

Identification variable: ANWMEM

**ademid** link with demographic section of the questionnaire <ppxxxdd>

*This link was made in the interview by the interviewer.*

Value Label	Value	Frequency	%	Cum%
step ch/br/sis	-3	106	.2	.2
not asked	-2	40201	73.8	74.0
no match	-1	91	.2	74.1
<interrupted>	1100301	1	.0	74.1
	3447412	1	.0	100.0
Total		54501	100.0	

Note: Not asked for network members other than household members (LSNa015), siblings (LSNa021), children (LSNa022) and grandchildren (LSNa023).

*Example for the usage of this variable:*

\* One wants to know which children are mentioned as network member.

```
get file 'LSNa047.sys'.
```

\* Select children only (excluding step and adoptive children).

```
select if (adomtyp=12 or adomtyp=21).
```

```
save file 'temp.sys'.
```

```
join match /file 'temp.sys' /keep anwmem adomtyp /table 'LSNa048.sys'
/keep anwmem ademid /by anwmem.
```

\* Step children (value -3) and children who have not been matched (-1) are excluded.

```
select if (ademid>0).
```

```
sort by ademid.
```

```
save file 'temp.sys'.
```

\* Note that step children living in the household of the respondent have a valid value on the variable ademid to facilitate the match with file LSNa015; They are not in file LSNa022; By matching file LSNa022 with the file of the network members using the table subcommand these step children are excluded from the resulting file.

```
join match /file 'LSNa022.sys' /keep ademid achdead achstep /table
'temp.sys' /rename (adomtyp=ach_nw) /by ademid.
```

\* Exclusion of deceased children, and step and adoptive children.

```
select if (achdead=-2 & achstep=1).
```

```
recode ach_nw (12,21=1)(sysmis=0).
```

```
value label ach_nw 0'not in network'1'in network'.
```

```
variable label ach_nw 'child mentioned in network'.
```

**arandom** used in ranking ties frequency

Value Label	Value	Frequency	%	Cum%
missing	-1	1022	1.9	1.9
lowest	0	176	.3	2.2
<interrupted>				
highest	59	929	1.7	100.0
Total		54501	100.0	

**afreqran** ranking # frequency

*R was asked about characteristics and support of relationships with ranks 1 to 12.*

Value label	LSNa051 data available	Value	Freq	%
RCF:supp data exists?	yes added by SYSTEM (info interviewer)	-4	12	.0
	no deleted by interviewer	-3	157	.3
RCF/SYS/techn exists	no added by SYSTEM (info interviewer)	-2	218	.4
	no deleted by interviewer	-1	47	.1
	yes	1	4029	7.4
<interrupted>				
	no	76	1	.0
		Total	54501	100.0

## LSNa051

N: 37,248

Data about: (relational) characteristics and supportive exchanges network members

Data source: Respondent face to face interview

Other files about same topic: LSNa251, LSNg051

Questionnaire: nc, ns

Selection of cases: respondents with network size greater than 0, "top twelve" network members only

Identification variable: ANWMEM

*The questions are asked for the "top twelve" network members only (or fewer, if fewer network members were identified). The "top twelve" are those with whom contact is most frequent. If there is no difference among particular network members regarding the frequency of contact, the member is taken randomly.*

*This procedure results in a selection that is not equal for all respondents. For respondents with a small network all relationships are in the questionnaire. For respondents with medium network size it is likely that the "top twelve" consists for example of all relationships with at least monthly contact, while less frequently contacted network members are not selected. For respondents with a large network, the selection will include for example only relationships with daily contact. To minimize the sealing-effect in the procedure used, one might select only relationships which meet a certain criterium. The next table will be helpful for making that decision.*

## Percentage of network members in LSNa051 by frequency of contact

	anwfreq	N	in top twelve	
			abs	%
all mentioned		54501	37248	68.3
all with valid data	≥1	54187	37236	68.7
all contacted	≥2	54067	37196	68.8
at least few times a year	≥3	53532	37059	69.2
at least monthly	≥4	45043	34535	76.7
at least once every two weeks	≥5	35540	30253	85.1
at least weekly	≥6	28833	25988	90.1
at least few times a week	≥7	16854	16297	96.7
daily	=8	7993	7839	98.1

*An example: When you select relationships with network members who are contacted at least once every two weeks, you will miss data about travelling time, support, etcetera from 14.9% of the relationships in that segment of the network. Note that the missing of data is not always caused by the limitation to twelve network members; see LSNa048.*

*When we asked to characteristics of the relationships or of the network members, the question and the names of the network members (including the type of the relationship) appeared on the screen. An example of the display (without the question):*

```

xxxxxxxxx x (dochter).....
xxxxx x (schoonzoon).....
xxxxx x (schoondochter).....
xxx x (zus).....
xxx x (broer).....
xxxxx x (schoonzus).....
xxxxx x (buurman).....
xxxxxxx x (buurvrouw).....
mw. xx xxxxxxxx (vriendin).....
mw. xxxxxxxx (veren/kerk, v).....

```

*The answer on the question was typed at the end of each line.*

## Duration of asking the questions (N= 4,041)

	Mean	SD	Median	Minimum	Maximum	regression on number network members (1-12)		
						Intercept	Slope	r
anwpart <sup>1</sup>	.85	1.22	.68	.00	34.52	.05	.09	.24
anwage <sup>1</sup>	1.05	.92	.95	.00	19.65	-.08	.12	.45
anwtrav <sup>1</sup>	.78	.67	.68	.00	12.18	.05	.08	.40
anwdurat <sup>2</sup>	.68	.74	.53	.00	12.30	.02	.07	.32
anwempl <sup>1</sup>	.53	.47	.45	.00	7.02	.03	.05	.39
ains_rec	1.17	.98	.97	.02	14.87	.47	.08	.26
ains_giv	1.06	.99	.90	.02	21.55	.42	.07	.23
aemo_rec	1.26	1.15	1.03	.02	23.73	.68	.06	.18
aemo_giv	1.37	1.17	1.12	.00	14.40	.56	.09	.25
anegativ	.52	.60	.37	.02	13.28	.30	.02	.13

<sup>1</sup> Asked only if information not yet available (see LSNa021, LSNa022 and LSNa023).

<sup>2</sup> Asked only for other than kin relationships.

*The data on marital/partner status, age and employment are proxy data (Schenk, Mohler, & Pfenning, 1992).*

**anwpart** marital/partner status network member

I would like to ask a number of questions about (each of) the person(s) you just nominated. The first question is: Is .. sharing living quarters with a partner, and what is his/her official marital status?

Over de persoon (personen) die u zojuist genoemd heeft, wil ik een aantal vragen stellen. De eerste vraag is: Woont .. samen met een partner, en wat is zijn/haar burgerlijke staat?

Value Label	Value	Frequency	%	Cum%
no charac-data	-6	2	.0	.0
no answer	-1	140	.4	.4
mar,partner	1	26086	70.0	70.4
wid,partner	2	438	1.2	71.6
div,partner	3	200	.5	72.1
unm,partner	4	2013	5.4	77.5
mar,no partner	5	52	.1	77.7
wid,no partner	6	4103	11.0	88.7
div,no partner	7	703	1.9	90.6
unm,no partner	8	3511	9.4	100.0
Total		37248	100.0	

**anwage** age network member (years)

How old is ..? Hoe oud is ..?

*If the age already was known (e.g. of children, see LSNa022), the question was not posed. If the birth date is known from the network study (LSNg008), the age is corrected, if necessary.*

Value Label	Value	Frequency	%	Cum%
no charac-data	-6	2	.0	.0
no answer	-1	676	1.8	1.8
1 year (?)	1	8	.0	1.8
<interrupted>				
103 years	103	1	.0	100.0
Total		37248	100.0	

**anwtrav** travelling time to network member (minutes)

How long does it take you to travel to .., by means of the way you usually travel?

How lang moet u reizen voordat u bij .. bent, op de manier zoals u meestal reist?

Value Label	Value	Frequency	%	Cum%
no charac-data	-6	2	.0	.0
not asked	-2	1	.0	.0
no answer	-1	348	.9	.9
no time	0	9324	25.0	26.0
<interrupted>				
>24 hours	1440	127	.3	100.0
Total		37248	100.0	

**anwdurat** duration rel.ship (years) with network member

How many years have you known ..?

Hoeveel jaar kent u ..?

Value Label	Value	Frequency	%	Cum%
no charac-data	-6	2	.0	.0
other hh member	-5	3946	10.6	10.6
in law:s/b,d/s,f/m	-4	2006	5.4	16.0
spouse/partner	-3	1938	5.2	21.2

relative	-2	15849	42.5	63.7
no answer	-1	184	.5	64.2
0 years	0	98	.3	64.5
<interrupted>				
89 years	89	1	.0	100.0
Total		37248	100.0	

**anwempl** employment status network member

Does .. have a job, and if so, does s/he work full-time or part-time?

Heeft .. betaald werk, en zo ja, voltijds of halftijds?

Value Label	Value	Frequency	%	Cum%
no charac-data	-6	2	.0	.0
age >=65	-2	10315	27.7	27.7
no answer	-1	179	.5	28.2
not employed	1	12167	32.7	60.8
<=27 hours/week	2	2958	7.9	68.8
>=28 hours/week	3	11627	31.2	100.0
Total		37248	100.0	

**asequenc** sequence questions support

*Sequencing effects in the measurement of (reciprocity of) support are discussed in Van Tilburg (1992a). To examine sequencing effects in this study, the order in which the support questions are put to the respondent is determined randomly.*

Value Label	Value	Frequency	%	Cum%
no supp-data	-6	29	.1	.1
eg ig n er ir	1	8777	23.6	23.6
er ir n eg ig	2	9883	26.5	50.2
ig eg n ir er	3	9478	25.4	75.6
ir er n ig eg	4	9081	24.4	100.0
Total		37248	100.0	

**ains\_rec** instrumental support received

How often did it occur in the last year that .. helped you with daily chores in and around the house, such as prepare meals, clean the house, transportation, small repairs, fill in forms?

Hoe vaak gebeurde het in het afgelopen jaar dat .. u hielp met dagelijkse taken in en rond het huishouden, bijv. maaltijden klaarmaken, het huis schoonmaken, vervoer, een klusje, het invullen van formulieren?

**ains\_giv** instrumental support given

How often did it occur in the last year that you helped .. with daily chores in and around the house, such as prepare meals, clean the house, transportation, small repairs, fill in forms?

Hoe vaak gebeurde het in het afgelopen jaar dat u .. hielp met dagelijkse taken in en rond het huishouden, bijv. maaltijden klaarmaken, het huis schoonmaken, vervoer, een klusje, het invullen van formulieren?

	ains_rec			ains_giv	
Value label	Value	Freq	%	Freq	%
no supp-data	-6	29	.1	29	.1
no answer	-1	197	.5	145	.4
never	1	22462	60.3	25130	67.5
seldom	2	4078	10.9	3580	9.6
sometimes	3	5402	14.5	4280	11.5
often	4	5080	13.6	4084	11.0
Total		37248	100.0	37248	100.0

**aemo\_rec** emotional support received

How often did it occur in the last year that you told .. about your personal experiences and feelings?

Hoe vaak gebeurde het in het afgelopen jaar dat u over uw persoonlijke belevenissen en gevoelens aan .. verteld heeft?

**aemo\_giv** emotional support given

How often did it occur in the last year that .. told you about his/her personal experiences and feelings?

Hoe vaak gebeurde het in het afgelopen jaar dat .. over zijn/haar persoonlijke belevenissen en gevoelens aan u verteld heeft?

**anegativ** quarreling

How often did it occur in the last year that you quarreled with ..?

Hoe vaak gebeurde het in het afgelopen jaar dat u ruzie had met ..?

	<b>aemo_rec</b>			<b>aemo_giv</b>		<b>anegativ</b>	
<i>Value label</i>	<i>Value</i>	<i>Freq</i>	<i>%</i>	<i>Freq</i>	<i>%</i>	<i>Freq</i>	<i>%</i>
no supp-data	-6	29	.1	29	.1	29	.1
no answer	-1	295	.8	298	.8	162	.4
never	1	9821	26.4	10619	28.5	35125	94.3
seldom	2	6280	16.9	6794	18.2	1222	3.3
sometimes	3	10771	28.9	10399	27.9	584	1.6
often	4	10052	27.0	9109	24.5	126	.3
		----	-----	----	-----	----	-----
Total		37248	100.0	37248	100.0	37248	100.0

## LSNa251

N: 4,041

Data about: aggregated support exchanges between R and network members other than partner

Data source: System

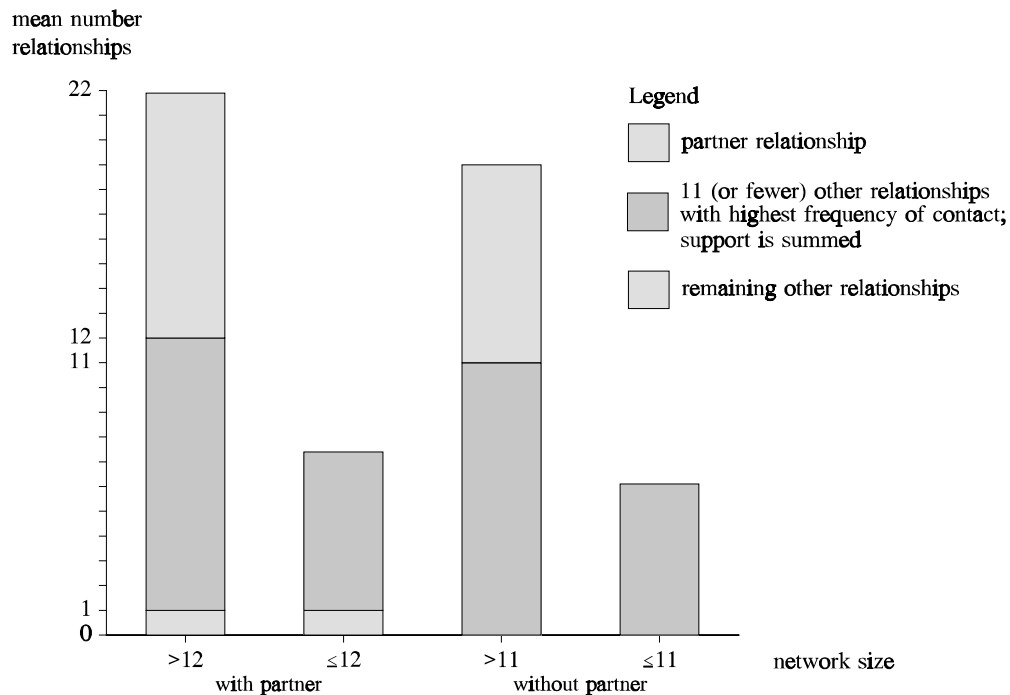
Other files about same topic: LSNa051

Selection of respondents: valid answers on support questions

Identification variable: RESPNR

The purpose of creating the support variables in this file (air, amir, aig, amig, aer, amer, aeg and ameg; i= instrumental, e= emotional, r= received, g= given, m= mean) is to provide a rough picture of the (total) support exchanged in the network, distinguished according to instrumental and emotional support received and given. This picture is not complete, because the support within the partner relationship is not taken into account and because it is based on a limited number of relationships, namely a maximum of eleven. The respondents' networks are divided in three or fewer parts: (1) the partner relationship, if available, (2) the eleven (or fewer, if fewer available) 'other' relationships with the highest contact frequency, and (3) the remaining 'other' relationships, if available. This is illustrated in the figure below, where distinctions are drawn between respondents with a partner and more than eleven 'other' relationships (N= 1,315), those with a partner and eleven or fewer 'other' relationships (N= 1,264), those without a partner and more than eleven 'other' relationships (N= 565), and those without a partner and eleven or fewer 'other' relationships (N= 900); respondents without network members (N= 15) are excluded. Only the support within the relationships of the second category, the eleven (or fewer, if fewer

available) 'other' relationships with the highest contact frequency, is taken into account in the aggregated support measures in the LSNa251 file.



*Division of the network into three parts, for respondents with and without a partner relationship and for respondents with a small and a large network*

#### *Exclusion of support within the partner relationship*

There are 2,579 partner relationships among the 54,501 network members. The reason for not taking the support within the partner relationship into account is that the support questions pertain to a broad range of types of relationship and therefore do not discriminate very well between support exchanged within the partner relationship and within other relationships. In general, large differences between the partner and other relationships are found, and for most people the partner relationship is, among the relationships in the personal network, the relationship with the most intensive exchanges of support (Van Tilburg, 1988). Studies reporting these findings have used instruments with greater discriminatory power than the ones used in the LSN Main Study. Usually, several questions about each of the support aspects (instrumental and emotional, received and given) are asked (see for an example the LSN network study, documented in section LSNg051 of this book). In the LSN Main Study, only one question is asked for each aspect. One of the consequences is that the support exchanged within the partner relationship is underestimated in the sense that the wide range of supportive exchanges is not measured.

Nevertheless we find that even with our simple measure (one question for each aspect) the support exchanges within the partner relationship are more intensive than within the other relationships. When we sum the scores on the four support questions for each relationship, with a theoretical range from 4 to 16, a clear difference emerges: an average of 14.0 (SD= 2.5, N= 2,376) for the partner relationships, which is close to the theoretical maximum, and an average of 8.2 (SD= 2.9, N= 34,447) for the other relationships. However, the difference between the partner relationship and the most supportive of the other relationships is less pronounced. The figures in the table on the next page illustrates this. For about 55% of the networks, the partner relationship is ranked highest in exchanging instrumental support, and for about 29% of the

networks, the partner relationship is ranked highest in exchanging emotional support. The mean support within the partner relationship in those networks is 3.9, 3.9, 3.8 and 3.7 on scales with values from 1 to 4, for instrumental support received and given and emotional support received and given, respectively. In the row "tie, support is maximum" the number of respondents with a partner is listed of which the partner and at least one other relationship both have the maximum support (value 4) on the relationship support scale with values from 1 to 4. This is the case for about 25% of the respondents with respect to instrumental support and for about 45% of the respondents with respect to emotional support.

The possibility exists that the differences in supportive exchanges between partner and other relationships would have been greater if we had used a scale with a larger range. That is: a scale with a larger number of answer categories (e.g. from 0 to 10) or a larger number of questions to assess the intensity of a specific type of supportive exchange. We rejected both possibilities when designing the questionnaire. The first because a large number of answering categories is difficult to handle in a face-to-face interview, especially with elderly respondents. The second because a larger number of questions (for each identified relationship) would require too much interview time.

#### Ranking of partner relationship with respect to support (N= 2,579)

	instrumental support				emotional support			
	received		given		received		given	
	abs	%	abs	%	abs	%	abs	%
no 'other' relationships	40	-	40	-	40	-	40	-
support of all 'others' is missing	2	-	2	-	2	-	2	-
support partner relationship is missing	191	-	186	-	192	-	192	-
partner is the most supportive	1,402	59.8	1,217	51.8	584	24.9	794	33.9
tie, support is maximum	567	24.2	653	27.8	1,108	47.3	969	41.3
tie, support is not maximum	199	8.5	330	14.0	277	11.8	378	16.1
partner is not the most supportive	178	7.6	151	6.4	376	16.0	204	8.7

#### *Limitation of the number of 'other' relationships*

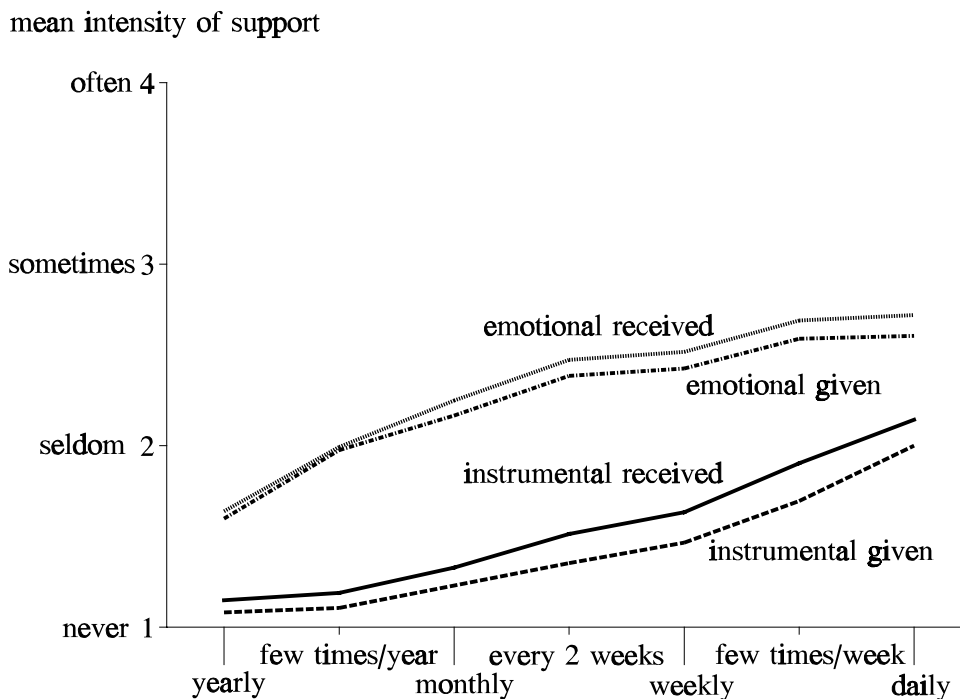
The support questions were asked for twelve (or fewer, if fewer were available) relationships with the highest contact frequency (see LSNa051). The reason for adopting a limit of twelve, already a large number, was that asking the support questions about more relationships would take too much interview time. (It was therefore decided to ask the support questions about a more strictly limited number, ten, of the relationships in the LASA study). Note that, in aggregating the support within the specific relationships into variables on the network level, only the support within *eleven* relationships other than with the partner is taken into account. These eleven relationships are the relationships with the highest contact frequency. The reason for doing so is to obtain comparable aggregated support variables for respondents with and without a partner relationship. Note furthermore that, though for respondents without a partner, data on support within the relationship with rank twelve (if available) was collected but is not used in the aggregated support variables.

Two alternative procedures can be followed to create network support variables by means of aggregation. The first is to *sum* the support across the various relationships. This is referred to as '*total*' support (variables air, aig, aer and aeg). The total support variables have a range from 0 to 44: a score of 0 is assigned to respondents without ('other') network members and a score of 44 is assigned to respondents with eleven relationships (the maximum number of relationships taken into account) who are all often supportive. Most of the scores in between can be the result



of different patterns, for example a score of 11 is assigned to respondents with eleven relationships who are all never supportive, and to respondents with five relationships with scores 4, 2, 3, 1 and 1. The second possibility is to compute the mean of the support within the various relationships (variables *amir*, *amig*, *amer* and *ameg*). This is referred to as '*mean*' support. The mean support variables have a range from 0 (all relationships are never supportive) to 3 (all relationships are often supportive), and a score of 0 is assigned to respondents without ('other') network members.

Given the limit in the number of 'other' relationships for which questions about support were asked, the aggregated *total* support *underestimates* the support in the network for respondents with more than eleven 'other' relationships, assuming that at least one of the remaining 'other' relationships is supportive. Whether this will influence the results of substantive analyses is unclear. A study by Van Tilburg (1990) showed that the importance for the explanation of loneliness of relationships with a high ranking number (in that particular study: six or higher) is limited. There is no knowledge about such effects for other topics of research. Given the limit in the number of 'other' relationships for which questions about support were asked, the aggregated *mean* support *overestimates* the mean support in the network for respondents with more than eleven 'other' relationships, assuming that the remaining 'other' relationships are less supportive than the eleven relationships with the highest contact frequency. Following these considerations, it is necessary to look at the associations between the frequency of the contact and the intensity of the instrumental and emotional support received and given. The figure below shows a higher intensity of support for a higher contact frequency. However, Spearman correlations are low to moderate (between .16 and .27;  $34,522 \leq N \leq 34,679$ ). Given the relatively low correlations it is most likely that the difference in support between the eleven and the remaining relationships is small. Our conclusion is that the underestimation of total support is probably larger than the overestimation of mean support.



*Mean support within the various 'other' relationships by frequency of support*

A second aspect of the evaluation of both procedures is the correlation of the aggregated support variables with network size. For respondents with less than eleven 'other' relationships network size is incorporated in the *total* support measures because non-existing relationships (contribution of 0 to the aggregated total score) are distinguished from existing but non-supportive relationships (contribution of 1 to the aggregated total score). As a consequence, there are high correlations ( $.69 \leq r \leq .75$ ;  $N= 2,154$ ) between network size and total support variables for respondents with eleven or fewer 'other' relationships. The correlations are low ( $.03 \leq r \leq .14$ ;  $N= 1,872$ ) for respondents with larger networks, and are moderate to high ( $.48 \leq r \leq .58$ ;  $N= 4,041$ ) for the whole sample. The comparable correlations between network size and *mean* support measures for the 2,154 respondents with eleven or fewer 'other' relationships are between  $-.11$  and  $.07$ . We conclude that the *mean* support variables are independent from network size, and can be used in combination with network size as explanatory variables in substantive analyses. When we use the *total* support variables, the high correlations with network size suggest that network size should be left out as explanatory variable. We remind researchers that when regression analysis is conducted, the tolerance statistic can be used to evaluate the collinearity of the independent variables. If the tolerance of a variable is small, it is almost a linear combination of the other independent variables.

## Descriptives of the aggregated support variables

	range	valid N	mean	median	mode	SD	kurtosis	skewness
air	0-44	4,033	14.38	13.00	11	7.92	.51	.72
aig	0-44	4,037	13.06	11.00	11	7.76	.83	.91
aer	0-44	4,023	21.31	21.00	11	11.34	-1.01	.04
aeg	0-44	4,021	20.53	20.00	11	11.18	-.96	.14
amir	0-3	4,033	.71	.55	0	.72	.53	1.02
amig	0-3	4,037	.53	.27	0	.69	1.19	1.33
amer	0-3	4,023	1.47	1.56	0	.89	-.97	-.19
ameg	0-3	4,021	1.39	1.46	0	.91	-1.05	-.05

Note: A positive value for the kurtosis indicates a distribution that is more peaked than in the normal distribution. A positive value for skewness indicates a distribution with more cases to the right.

*Recommendations to researchers*

Researchers using the aggregated support measures have to keep three considerations in mind. First, because support data are available for only a limited number of relationships, the aggregated support measures for respondents with eleven or fewer relationships other than the partner relationship are not fully comparable with those of respondents with more than eleven 'other' relationships. However, the network size can function as a proxy variable for the support within the relationships with ranking number twelve or higher. In explanatory analyses, for example explanations of loneliness, researchers have two options. Network size is to a large extent already incorporated in the total support variables. To avoid overlap between network size and total support, the variable for network size may be changed into a variable with values starting from 11. When mean support variables are used, network size can be added as an explanatory variable.

Second, aggregated support does not take into account the support within the partner relationship. We advise researchers to add a variable on the availability of a partner relationship (e.g. *apartner*, see the documentation of the LSNa010 file) in their explanatory analyses.

Third, the distribution of the support among the eleven (or fewer, if fewer available) 'other' relationships with the highest contact frequency is not taken into account. For example, a network with one highly supportive member and a number of weakly supportive members can yield the same aggregated score as a network in which all members give average amounts of support. If desired, one can construct an aggregate variable on the variance in the support score across the 'other' relationships, and use that variable in addition to the aggregated support measures. However, this will result in missing values for respondents without 'other' relationships, for respondents with only one 'other' relationship, and for respondents with only one 'other' relationship with valid support data.

The first and the second consideration lead to the next input. The example concerns the explanation of explain differences in loneliness in terms of received network support. Analysis 1 is with total support measures and network size as explanatory variables, analysis 2 is with total support measures and network size (with range eleven or more) as explanatory variables, and analysis 3 is with mean support measures and network size.

```
join match /file 'LSNa251.sys' /keep respnr air amir aer amer /file
'LSNa247.sys' /file 'LSNa273.sys' /file 'LSNa010.sys' /keep respnr
apartst asepar /by respnr.
missing values air amir aer amer (-1).
compute apartner=apartst.
recode apartner (0=0)(else=1).
if (asepar=6)apartner=0.
```

```

variable label apartner 'partner'.
value label apartner 0'no partner'1'partner'.
format apartner (f1).
* correction for availability partner.
if (apartner=1 & anwsize>0)anwsize=anwsize-1.
compute ns11plus=anwsize.
recode ns11plus (0 thru 11=11).
variable label ns11plus 'network size <11..high>, proxy support'.
format ns11plus (f2).

```

analysis 1:

```

regression /descriptives /statistics default tolerance /dependent= alo
/method= enter apartner anwsize air aer.

```

analysis 2:

```

regression /descriptives /statistics default tolerance /dependent= alo
/method= enter apartner ns11plus air aer.

```

analysis 3:

```

regression /descriptives /statistics default tolerance /dependent= alo
/method= enter apartner anwsize amir amer.

```

An overview of the results of these regression analyses is given in the next table.

analysis 1			analysis 2			analysis 3		
	$\beta$	tol		$\beta$	tol		$\beta$	tol
apartner	-.24	.97	apartner	-.25	.97	apartner	-.25	.96
anwsize	-.13	.62	ns11plus	-.10	.81	anwsize	-.24	.96
air	-.04	.61	air	-.06	.63	amir	-.01	.95
aer	-.18	.53	aer	-.20	.59	amer	-.11	.94
adjusted R <sup>2</sup>	17.3%		adjusted R <sup>2</sup>	17.1%		adjusted R <sup>2</sup>	15.9%	

In analyses 1 and 2 the effect of network size is partly incorporated in the effects of the total support received variables and partly in the variables anwsize (analysis 1) and ns11plus (analysis 2), which are proxies for the support within the relationships with ranking number twelve or higher. Tolerances in the second analysis are higher than in the first, but still lower than in the third analysis. The differentiation between network size and support received is most clearly in the third analysis.

Note that some of the variables are highly skewed, which is not a favorable characteristic of variables in regression analysis. Furthermore, note that when differences in loneliness are explained from received *and* given network support, the results of analyses show that rather small tolerances are found for the variables for total emotional support received and given (aer and aeg, tolerances .25 and .28, respectively), and moderate tolerances are found for the variables for mean emotional support (amer and ameg, tolerances .54 and .55, respectively). This is not the result of the aggregation procedure, but reflects the high correlation ( $r = .61$ ,  $N = 36,855$ ) between the emotional support received and given on the level of relationships (LSNa051).

Computation of the variables asq, air, amir, aig, amig, aer, amer, aeg and ameg from original variables:

```

join match /file 'LSNa051.sys' /keep anwmem asequenc ains_rec ains_giv
aemo_rec aemo_giv /file 'LSNa047.sys' /keep anwmem adomtyp /file
'LSNa048.sys' /keep anwmem afreqran /by anwmem.
recode adomtyp (11,80=1)(else=0).
compute respnr=trunc(anwmem/100).
aggregate /outfile 'temppart.sys' /break respnr /partner=sum(adomtyp).
count miss= ains_rec ains_giv aemo_rec aemo_giv (sysmis,low thru -1).

```

```

recode ains_rec ains_giv aemo_rec aemo_giv (1=0) (2=1) (3=2) (4=3).
missing values ains_rec ains_giv aemo_rec aemo_giv (-1).
* only relationships (other than partner) asked on support.
select if (miss<>4 & adomtyp<>1).
rank afreqran by respnr.
* eleven relationships with highest ranking contact frequency; if no partner relationship
available and one of the twelve relationships has only missing values, than that relationship is
replaced by the 12th.
select if (rafreqra<=11).
aggregate /outfile 'tempLSNa.sys' /presorted /break respnr
  / asq 'sequence Q' = mean (asequenc)
  / amir 'mean inst recei <0..3>' = mean (ains_rec)
  / amig 'mean inst given <0..3>' = mean (ains_giv)
  / amer 'mean emot recei <0..3>' = mean (aemo_rec)
  / ameg 'mean emot given <0..3>' = mean (aemo_giv).
join match /file 'LSNa247.sys' /file 'tempLSNa.sys' /file
'temppart.sys' /by respnr.
if (ansize=0) asq=-2.
if (ansize=1 & partner=1) asq=-1.
if (partner=1) ansize=ansize-1.
* respondents are excluded because the support data of all their 'other' relationships are
missing.
select if (not miss(asq)).
if (ansize=0) amir=0.
if (ansize=0) amig=0.
if (ansize=0) amer=0.
if (ansize=0) ameg=0.
recode ansize (11 thru high=11).
compute air=amir*ansize+ansize.
compute aig=amig*ansize+ansize.
compute aer=amer*ansize+ansize.
compute aeg=ameg*ansize+ansize.
recode air aig aer aeg amir amig amer ameg (sysmis=-1).

```

**asq** sequence questions on support

Value Label	Value	Frequency	%	Cum%
no members	-2	15	.4	.4
no oth members	-1	40	1.0	1.4
eg ig n er ir	1	950	23.5	24.9
er ir n eg ig	2	1051	26.0	50.9
ig eg n ir er	3	1010	25.0	75.9
ir er n ig ig	4	975	24.1	100.0
Total		4041	100.0	

**air** aggregated total instrumental support received <0..44>**aig** aggregated total instrumental support given <0..44>**aer** aggregated total emotional support received <0..44>**aeg** aggregated total emotional support given <0..44>

Value label	Value	air		aig		aer		aeg	
		Value	%	Value	%	Value	%	Value	%
only missings	-1	8	.2	4	.1	18	.4	20	.5
no (oth) members	.00	55	1.4	55	1.4	55	1.4	55	1.4
<interrupted>									
maximum (11x4)	44.00	6	.1	4	.1	60	1.5	69	1.7
Total		4041	100.0	4041	100.0	4041	100.0	4041	100.0

**amir** aggregated mean instrumental support received <0..3>

**amig** aggregated mean instrumental support given <0..3>  
**amer** aggregated mean emotional support received <0..3>  
**ameg** aggregated mean emotional support given <0..3>

Value label	Value	amir		amig		amer		ameg	
		Freq	%	Freq	%	Freq	%	Freq	%
only missings	-1	8	.2	4	.1	18	.4	20	.5
no members/never <interrupted>	.00	1091	27.0	1751	43.3	493	12.1	570	14.6
often	3.00	57	1.4	25	.6	190	4.7	208	5.1
		----	----	----	----	----	----	----	----
Total		4041	100.0	4041	100.0	4041	100.0	4041	100.0

*In the LASA survey a maximum of ten relationships were studied in the support section of the questionnaire. The next variables are computed following the same procedure as used for the previous variables and are comparable with the variables in the LASA study.*

**air\_9** aggregated total instrumental support received <0..36, LASA>  
**aig\_9** aggregated total instrumental support given <0..36, LASA>  
**aer\_9** aggregated total emotional support received <0..36, LASA>  
**aeg\_9** aggregated total emotional support given <0..36, LASA>

Value label	Value	air_9		aig_9		aer_9		aeg_9	
		Freq	%	Freq	%	Freq	%	Freq	%
only missings	-1	9	.2	4	.1	18	.4	20	.5
no (oth) members <interrupted>	.00	55	1.4	55	1.4	55	1.4	55	1.4
maximum (9x4)	36.00	10	.2	5	.1	98	2.4	100	2.5
		----	----	----	----	----	----	----	----
Total		4041	100.0	4041	100.0	4041	100.0	4041	100.0

**amir\_9** aggregated mean instrumental support received <0..3, LASA>  
**amig\_9** aggregated mean instrumental support given <0..3, LASA>  
**amer\_9** aggregated mean emotional support received <0..3, LASA>  
**ameg\_9** aggregated mean emotional support given <0..3, LASA>

Value label	Value	amir_9		amig_9		amer_9		ameg_9	
		Freq	%	Freq	%	Freq	%	Freq	%
only missings	-1	9	.2	4	.1	18	.4	20	.5
no members/never <interrupted>	.00	1110	27.4	1768	43.7	500	12.3	576	14.2
often	3.00	59	1.5	26	.6	205	5.1	222	5.5
		----	----	----	----	----	----	----	----
Total		4041	100.0	4041	100.0	4041	100.0	4041	100.0

## LSNa055

N: 1,548

Data about: asking addresses network members

Data source: Respondent face to face interview

Other files about same topic: LSNg055

Questionnaire: na

Selection of respondents: network size greater than 0, random sample

Identification variable: RESPNR

*A selected number of respondents were asked whether they are willing to provide the names and addresses of a maximum of eight of their "top twelve" network members.*

**anwcoop** result asking cooperation network study

As you know, this study focuses on the living situation and the social ties of older adults. We have already asked you a number of questions about your situation, and more questions will follow. However, in order to obtain a more complete picture of your living situation and social ties, we would like to also put a number of questions to (some of) the people you just nominated. More particularly, it would concern the following individuals: .. We would, for example, like to ask them about the composition of their families, and about their daily activities. We would also like to ask a number of questions about their social ties. Our intention is to send them a questionnaire which they can fill in at home. It takes under 30 minutes to complete this task. Naturally, as is the case with the answers you have given, the information they provide will be treated confidentially, and will not be passed on to third parties. You will receive a questionnaire with roughly similar questions at the same time that they will be approached. That questionnaire contains a number of questions that are different from the ones I am asking you today, and provides you with the opportunity to be fully informed about what follows in this study.

In the letter accompanying the questionnaire, we will mention that you have made it possible for us to contact them. Of course, it is up to them to decide for themselves whether or not they wish to respond. At this point I would like to ask you: (under what conditions) are you willing to participate in this part of the study?

In dit onderzoek zijn we geïnteresseerd in de leefsituatie en de sociale contacten van ouderen. We hebben reeds een aantal vragen over uw situatie gesteld, en er zullen nog meer vragen volgen. Om goed geïnformeerd te zijn over uw leefsituatie en uw sociale contacten vinden wij het belangrijk ook een aantal vragen te stellen aan (een aantal van) de personen die u zojuist genoemd heeft. Het gaat om de volgende personen: .. Van hen willen we bijvoorbeeld weten hoe hun gezin is samengesteld, en wat voor activiteiten zij doen. Ook willen we vragen stellen over hun sociale contacten.

Het is de bedoeling hen een vragenlijst te sturen welke zij thuis kunnen invullen. Het invullen van deze lijst duurt een klein half uur. Evenals dat met de door u gegeven antwoorden het geval is, zullen de gegevens die zij verstrekken vertrouwelijk blijven, en dus niet aan u of aan anderen doorgegeven worden. Wel zullen we, wanneer we hen schriftelijk benaderen, ook u een vragenlijst toezenden die ongeveer dezelfde vragen bevat als de lijst die we aan hen toezenden. We stellen u dan een aantal vragen die ik vandaag niet gesteld heb, en u bent dan ook volledig op de hoogte van het verdere verloop van dit onderzoek.

In de brief die zij zullen krijgen, zal meegedeeld worden dat hun deelname aan het onderzoek mogelijk is doordat u de adressen aan ons gegeven heeft. Hun deelname aan het onderzoek is uiteraard vrijwillig. (Onder welke voorwaarden) bent u bereid aan dit deel van het onderzoek mee te werken?

1 no permission obtained	1 geen toestemming
3 unconditional permission	3 zonder meer toestemming
4 condition: particular network members only	4 alleen bepaalde netwerkliden
6 have to ask permission, no addresses in advance	6 eerst toestemming vragen, niet alvast adressen geven
7 have to ask permission, some addresses in advance	7 eerst toestemming vragen, sommige adressen alvast geven
8 have to ask permission, all addresses in advance	8 eerst toestemming vragen, adressen alvast geven
10 other condition: no addresses in advance	10 anders, niet alvast adressen geven
11 other condition: some addresses in advance	11 anders, sommige adressen alvast geven
12 other condition: all addresses in advance	12 anders, adressen alvast geven

*If unconditional permission for all addresses has been obtained, the complete address of each (selected) network member is recorded. Otherwise, permission to obtain the address is asked for each (selected) network member separately.*

*Indien onvoorwaardelijke toestemming wordt verkregen, wordt het volledige adres van de (geselecteerde) netwerkliden ingevuld. Als er geen toestemming is voor alle (geselecteerde) personen wordt voor elk persoon apart toestemming gevraagd.*

Value Label	Value	Frequency	%	Cum%
no permission	1	812	52.5	52.5
permission(no cond)	3	326	21.1	73.6
cond:only certain me	4	254	16.4	90.0
cond:ask perm, no ad	6	60	3.9	93.9
cond:ask perm, some	7	27	1.7	95.6
cond:ask perm, addr	8	44	2.8	98.4
cond:other, no addr	10	11	.7	99.2
cond:other, some add	11	3	.2	99.4
cond:other, addr now	12	10	.6	100.0
	Total	1547	100.0	

## LSNa056

N: 32,238

Data about: contact between network members (density network)

Data source: Respondent face to face interview

Other files about same topic: LSNa055

Questionnaire: na

Selection of respondents: respondents only for which addresses of network members were obtained

Identification variable: ANWPAIR

**apairctc** direct contact in pair

Can you tell me which of these .. people are regularly in touch with one another without any involvement on your part? I will list pairs of names. You will notice, however, that not all names will be considered. For certain family members (e.g. parents and children, siblings) it is rather evident that they are in touch with one another regularly without any involvement on your part. *The category "not asked, yes" applies to household members and children (in law), respectively, where it is evident that they regularly interact with one another without any involvement on the part of R (relationships between household members and children and children-in-law). The category "not asked" applies to a pair in which for one one the network*



*members permission was refused by anchor to be in the network study. Is .. regularly in touch with ..?*

Kunt u zeggen welke van deze .. personen rechtstreeks, buiten u om, regelmatig met elkaar contact hebben? Ik noem steeds twee namen, en ik sla sommige personen over die familie van elkaar zijn. De antwoordmogelijkheden zijn steeds: "nee, zelden of nooit" en "ja, regelmatig of vaak".

Value Label	Value	Frequency	%	Cum%
not asked	-2	6624	20.5	20.5
no answer	-1	36	.1	20.7
no	1	11823	36.7	57.3
yes	2	5665	17.6	74.9
not asked, yes	3	8090	25.1	100.0
Total		32238	100.0	

### apctc probability of contact

*For relationships with missing data on the contact, the probability of having contact was estimated on the basis of the relationships for which valid data were obtained by means of a logistic regression with having contact (values 2 and 3 on variable apairctc) and not having contact (value 1) as dependent variable and the sex of both network members, the contact frequency within the relationship with anchor and the type of the relationship with anchors as independent variables. In that analysis, 85.0% of the relationships were classified correctly, and the -2 log likelihood decreased from 35392.9 to 16750.1.*

Value Label	Value	Frequency	%	Cum%
no contact	.0000000	11823	36.7	36.7
	.0016557	2	.0	36.7
<interrupted>				
contact	1.0000000	13755	42.7	100.0
Total		32238	100.0	

## LSNa256

N: 699

Data about: density network

Data source: R

Other files about same topic: LSNa056

Questionnaire: na

Selection of respondents: respondents only for which addresses of network members were obtained

Identification variable: RESPNR

*Computation from original variables:*

```
get file 'lsna056.sys'.
compute respnr=trunc(anwpair/10000).
aggregate /outfile 'temp.sys' /break respnr
/anwpair = N /anwdens = sum(apctc).
get file = 'temp.sys'.
compute anwdens= anwdens/anwpair.
compute anwpair = anwpair/2.
format anwpair (f2) anwdens (f4.2).
variable labels anwpair 'possible number pairs'.
```

**anwpair** # pairs of network members

Value Label	Value	Frequency	%	Cum%
-------------	-------	-----------	---	------

minimum	1	19	2.7	2.7
<interrupted>				
max: $8*(8-1)/2$	28	496	71.0	100.0
	Total	699	100.0	

**anwdens** density in selected part of network (Anchor excluded)

Value Label	Value	Frequency	%	Cum%
no contacts	.00	12	1.7	1.7
	.03	4	.6	2.3
<interrupted>				
all have contact	1.00	62	8.9	100.0
	Total	699	100.0	

## LSNa063

N: 4,343

Data about: partner history

Data source: Respondent face to face interview

Other files about same topic: LSNa263, LSNa010

Questionnaire: ph

Selection of respondents: formerly married or with cohabitation

Identification variable: RESPNR in combination with A063REC (sequence# record)

*The timing of three types of unions is investigated:*

- marriage (in combination with premarital cohabitation)
- unmarried cohabitation of partners with different sex
- cohabitation of same sex partners.

*Multiple records for one respondent may exist.*

**areltyp** type of union

Value Label	Value	Frequency	%	Cum%
marriage	1	4168	96.0	96.0
unm coh	2	158	3.6	99.6
homo coh	3	17	.4	100.0
	Total	4343	100.0	

**astart** union started at age R

When did you marry your husband/wife? month .. year 19..

Wanneer bent u met uw man/vrouw getrouwd? maand .. jaar 19..

Value Label	Value	Frequency	%	Cum%
dont know	-1.00	52	1.2	1.2
	12.33	1	.0	1.2
<interrupted>				
	85.68	1	.0	100.0
	Total	4343	100.0	

**apmc** premarital cohabitation started at age R

Did you live together with your husband/wife before your marriage with him/her?

When did you and your husband/wife start sharing living quarters? month .. year 19..

Hebt u voor uw huwelijk met uw man/vrouw samengewoond?

Wanneer bent u met uw man/vrouw ongehuwd gaan samenwonen? maand .. jaar 19..

<i>Value Label</i>	<i>Value</i>	<i>Frequency</i>	<i>%</i>	<i>Cum%</i>
no answer pmc	-4.00	1	.0	.0
no premarital cohabi	-3.00	3928	90.4	90.5
no marriage	-2.00	175	4.0	94.5
dont know	-1.00	21	.5	95.0
	14.76	1	.0	95.0
<interrupted>				
	80.51	1	.0	100.0
Total		4343	100.0	

**aendrea** reason union ended

Did this marriage come to an end because your spouse died, or did you divorce?

Is dit huwelijk beëindigd omdat uw man/vrouw is overleden, of bent u gescheiden?

<i>Value Label</i>	<i>Value</i>	<i>Frequency</i>	<i>%</i>	<i>Cum%</i>
not asked	-3	2381	54.8	54.8
union still exists	-2	101	2.3	57.1
death partner	1	1386	31.9	89.1
divorce	2	427	9.8	98.9
practical reasons	3	35	.8	99.7
separated	4	13	.3	100.0
Total		4343	100.0	

**aend** union ended at age R

When did your spouse pass away? month .. year 19..

When did you and your husband/wife separate? *The date after which R and his/her spouse no longer shared living quarters is relevant, not the official date of divorce.*

Wanneer is uw echtgeno(o)t(e) overleden? maand .. jaar 19..

Wanneer bent u uit elkaar gegaan? *Het gaat niet om de datum van scheiding, maar om de datum waarop de respondent en zijn/haar echtgeno(o)t(e) bij elkaar weg zijn gegaan.*

<i>Value Label</i>	<i>Value</i>	<i>Frequency</i>	<i>%</i>	<i>Cum%</i>
not asked	-3.00	2381	54.8	54.8
union still exists	-2.00	101	2.3	57.1
dont know	-1.00	63	1.5	58.6
	20.03	1	.0	58.6
<interrupted>				
	88.42	1	.0	100.0
Total		4343	100.0	

**adunexp** was death partner unexpected?

Was the death of your spouse sudden and unexpected or had his/her death been anticipated well in advance?

Kwam het overlijden van uw echtgeno(o)t(e) plotseling en onverwacht of verwachtte u het overlijden al geruime tijd van te voren?

<i>Value Label</i>	<i>Value</i>	<i>Frequency</i>	<i>%</i>	<i>Cum%</i>
not asked	-4	2381	54.8	54.8
partner did not die	-3	475	10.9	65.8
union still exists	-2	101	2.3	68.1
no answer	-1	7	.2	68.2
death unexpected	1	675	15.5	83.8
death expected	2	704	16.2	100.0
Total		4343	100.0	

**adfam** contact family after death partner

After the death of your spouse, did you undertake many efforts to obtain, maintain or intensify contact with your family?

Hebt u in de periode na het overlijden van uw echtgeno(o)t(e) veel moeite gedaan om contact te krijgen, te onderhouden of te verdiepen met uw familie?

**adfri** contact friends after death partner

After the death of your spouse, did you undertake many efforts to obtain, maintain or intensify contact with your friends and acquaintances?

Hebt u in de periode na het overlijden van uw echtgeno(o)t(e) veel moeite gedaan om contact te krijgen, te onderhouden of te verdiepen met uw vrienden en kennissen?

<i>Value label</i>	<i>Value</i>	<b>adfam</b>			<b>adfri</b>	
		<i>Freq</i>	<i>%</i>	<i>Freq</i>	<i>%</i>	
not asked	-5	2381	54.8	2381	54.8	
>10 years ago	-4	780	18.0	780	18.0	
partner did not die	-3	474	10.9	474	10.9	
union still exists	-2	102	2.3	102	2.3	
no answer	-1	6	.1	6	.1	
no	1	443	10.2	464	10.7	
yes	2	157	3.6	136	3.1	
		----	-----	----	-----	
	Total	4343	100.0	4343	100.0	

**adcon** type of contacts before death partner

When your spouse was still alive, were your social contacts primarily contacts of the two of you as a couple, or did you primarily have social contacts of your own?

Had u, toen uw echtgeno(o)t(e) nog leefde, grotendeels contact met vrienden en kennissen van u beiden samen, of had u grotendeels uw eigen vrienden en kennissen?

**adact** type of activities before death partner

With regard to leisure time activities outside the home, did the two of you mostly go out together or did you mostly go out on your own?

Wat betreft de vrijetijdsactiviteiten buitenshuis, gingen u en uw echtgeno(o)t(e) er meestal met z'n tweeën op uit of ging u meestal zonder uw echtgeno(o)t(e) op stap?

<i>Value label</i>	<i>Value</i>	<b>adcon</b>			<b>adact</b>	
		<i>Freq</i>	<i>%</i>	<i>Freq</i>	<i>%</i>	
not asked	-5	2381	54.8	2381	54.8	
>10 years ago	-4	780	18.0	780	18.0	
partner did not die	-3	474	10.9	474	10.9	
union still exists	-2	102	2.3	102	2.3	
no answer	-1	6	.1	6	.1	
mainly joint	1	474	10.9	456	10.5	
both joint and own	2	80	1.8	102	2.3	
mainly own	3	46	1.1	42	1.0	
		----	-----	----	-----	
	Total	4343	100.0	4343	100.0	

**anumbr** number of periods of separation

Before the death of your (first) spouse (before you and your -first- husband/wife definitely separated) did you and your husband/wife ever separate (i.e. not live together)? Have you and your husband/wife ever separated before (i.e. not live together)? How often before have you and your husband/wife separated?

Zijn er voordat uw (eerste) echtgeno(o)t(e) is overleden (u en uw -eerste- echtgeno(o)t(e) definitief uit elkaar zijn gegaan) perioden geweest waarin u uit elkaar bent gegaan? Zijn er perioden geweest waarin u uit elkaar bent gegaan? Hoe vaak is dat uit elkaar gaan voorgekomen?

<i>Value Label</i>	<i>Value</i>	<i>Frequency</i>	<i>%</i>	<i>Cum%</i>
not asked	-5	2381	54.8	54.8
>10 years ago	-4	779	17.9	72.8
partner did not die	-3	475	10.9	83.7
union still exists	-2	101	2.3	86.0
no answer	-1	7	.2	86.2
no	1	443	10.2	96.4
yes	2	157	3.6	100.0
Total		4343	100.0	

**astbr1** first break started at age R

When did that happen (the first time)? From 19.. to 19..

Gedurende welke periode is dat (voor het eerst) geweest? Begin jaar 19.. einde jaar 19..

**astbr2** second break started**astbr3** third break started

<i>Value label</i>	<i>Value</i>	<b>astbr1</b>		<b>astbr2</b>		<b>astbr3</b>	
		<i>Freq</i>	<i>%</i>	<i>Freq</i>	<i>%</i>	<i>Freq</i>	<i>%</i>
no break	-3.00	4194	96.6	4301	99.0	4320	99.5
no answer	-2.00	10	.2	8	.2	8	.2
dont know	-1.00	26	.6	15	.3	8	.2
	18.95	1	.0				
<interrupted>	74.21	1	.0				
Total		4343	100.0	4343	100.0	4343	100.0

**aendbr1** first break ended**aendbr2** second break ended**aendbr3** third break ended

<i>Value label</i>	<i>Value</i>	<b>aendbr1</b>		<b>aendbr2</b>		<b>aendbr3</b>	
		<i>Freq</i>	<i>%</i>	<i>Freq</i>	<i>%</i>	<i>Freq</i>	<i>%</i>
no break	-3.00	4193	96.5	4301	99.0	4320	99.5
no answer	-2.00	12	.3	8	.2	8	.2
dont know	-1.00	28	.6	15	.3	8	.2
	18.95	1	.0				
<interrupted>	81.35	1	.0				
Total		4343	100.0	4343	100.0	4343	100.0

## LSNa263

N: 4,084

Data about: (formerly) marriages and cohabitations

Data source: system

Other files about same topic: LSNa063, LSNa010

Identification variable: RESPNR

*These variables are aggregations from LSNa063.*

**anummar** # marriages

**anumcoh** # unmarried cohabitations

**anumhom** # cohabitations with same-sex partner

Value label	Value	anummar		anumcoh		anumhom	
		Freq	%	Freq	%	Freq	%
never in union	-2	211	5.2	211	5.2	211	5.2
never	0	33	.8	3730	91.3	3859	94.5
once	1	3531	86.5	132	3.2	11	.3
twice	2	290	7.1	7	.2	3	.1
three times	3	19	.5	4	.1		
		----	----	----	----	----	----
	Total	4084	100.0	4084	100.0	4084	100.0

**aparthis** history of partnerships

Based on information from LSNa063, LSNa010, and LASAb013, a partner history variable is constructed having seven categories:

- 1 currently in first union,
- 2 currently in second or third union (including those who live in separate households from their partner (LAT)),
- 3 never in union,
- 4 currently not in a union, been in a union once before, dissolved less than ten years ago,
- 5 currently not in a union, been in a union once before, dissolved ten years ago or earlier
- 6 currently not in a union, been in a union at least twice before, last one dissolved less than ten years ago,
- 7 currently not in a union, been in a union at least twice before, last one dissolved ten years ago or earlier.

Value Label	Value	Frequency	%	Cum%
missing information	-1	37	.9	.9
first union	1	2251	55.1	56.0
second union	2	333	8.2	64.2
never in union	3	211	5.2	69.3
no un 1 dis <10 yrs	4	581	14.2	83.6
no un 1 dis >10 yrs	5	538	13.2	96.7
no un 2 dis <10 yrs	6	70	1.7	98.5
no un 2 dis >10 yrs	7	63	1.5	100.0
		----	----	
	Total	4084	100.0	

## LSNa065

N: 27,499

Data about: household history, former household members

Data source: Respondent face to face interview

Other files about same topic: LSNa265, LSNa063

Questionnaire: hh

Identification variables: RESPNR in combination with A065REC; ADEMID

---

*The data in this file have the household history (section hh of the interview) as its main source. It contains information at the level of spells in which a certain household type existed or in which certain people lived in the household in which the respondent lived. However, spells can be overlapping. For instance, a person can have children in the household & have boarders in the household at the same time. As a result, people can provide multiple records, and even records overlapping in start- and enddates. The main source is section hh, but information on the age at which children have lived in the household are included as well. This information was originally contained in the section cc (LSNa022) and ch (LSNa027). The result of all these manipulations will be that LSNa065 contains information on all people who have lived in the household of R since age 18, including the partner(s), on whom information is also available in LSNa063.*

Next, I am going to ask you a number of questions about the composition of your household in the past. *An uninterrupted period of the same type within different situations (e.g. different families, boarders, institutions) should be considered as a single period. Periods with a duration of less than three months should not be considered. Only the five/three longest periods should be considered.*

In what year did you leave the parental home for the first time for a period of at least three months? *If R remained at home until the day his parents left or died, then fill in the year during which the last parent left or died.* What was the most important reason for leaving home at the time?

- 1 education
- 2 employment
- 3 marriage
- 4 unmarried cohabitation
- 5 desire autonomy
- 6 parents separated
- 7 parent(s) died
- 8 tensions with parents
- 9 other (specify)

After that, did you ever again return to live at home with your parents? You should only consider periods with a duration of at least three months. How often did this happen? In what year did you return home to live with your parents again? Why did you return home at the time to live with your parents again? *If several reasons are provided, please ask R to select the most important one.*

Ik ga nu een aantal vragen stellen over hoe uw huishouden er in het verleden heeft uitgezien. *Aansluitende perioden van hetzelfde type binnen verschillende situaties (bijv. inwonen op verschillende adressen, verblijven in verschillende instituties) als één periode rekenen. Perioden van korter dan drie maanden niet meetellen. Alleen de vijf/drie langste perioden noteren.*

In welk jaar bent u voor het eerst voor minstens drie maanden bij uw ouders uit huis gegaan? *Als R altijd heeft thuis gewoond tot vertrek of overlijden ouders, dan jaar vertrek of overlijden laatste ouder intypen.* Wat was de belangrijkste reden dat u toen uit huis bent gegaan?

- 1 R ging opleiding volgen die verhuizen noodzakelijk maakte
- 2 R kreeg baan die verhuizen noodzakelijk maakte
- 3 R ging trouwen
- 4 R ging ongehuwd samenwonen
- 5 R wilde meer zelfstandigheid
- 6 ouders van R gingen uit elkaar
- 7 ouder(s) van R overleden
- 8 spanningen thuis tussen de ouders en R
- 9 andere reden (graag specificeren)

Bent u daarna nog wel eens opnieuw bij uw ouders thuis gaan wonen? Perioden die korter dan drie maanden duurden, hoeft u niet mee te rekenen. Hoe vaak is dit gebeurd? Wanneer bent u weer samen bij uw ouders in huis gaan wonen? Waarom bent u toen weer samen gaan wonen? *Bij meer dan één reden, de belangrijkste vermelden.*



- 1 parent(s) needed care
- 2 R needed care
- 3 parent(s) needed housing
- 4 R needed housing
- 5 parent(s) financial problems
- 6 R had financial problems
- 7 companionship
- 8 other (please specify)

Have your parents (of either of them) ever lived in your household for a period of at least three months? *This question also applies to step-parents, if relevant.* How often did this happen? *In case one of the parents passed away during a particular period, this should be registered as two separate periods.* In what year did your parents come to live with you for the first time? Did both of your parents come to live with you or only one of them?

Why did this happen? *If several reasons are provided, please ask R to select the most important one.*

- 1 parents separated
- 2 one parent died
- 3 financial reasons
- 4 parents needed care
- 5 R needed care
- 6 companionship
- 7 parents needed housing
- 8 practical reasons
- 9 R became single
- 10 other (please specify)

In what year did you and your parents start living in separate households again? Why did this happen? *If several reasons are provided, please ask R to select the most important one.*

Did you ever live in with another family as a maid or a servant? How often, after the age of 18, did you live in with others as a domestic, maid or a servant? When did you start living in as a servant (for the first time), and when did that (first period) end?

Have you ever rented rooms in a private home? How often, after the age of 18, did you rent rooms in a private home? When did you start living in rented rooms (for the first time), and when did that (first period) end?

- 1 (één van) ouders hadden verzorging of hulp nodig
- 2 R had verzorging of hulp nodig
- 3 (één van) ouders hadden woonruimte nodig
- 4 R had woonruimte nodig
- 5 (één van) ouders hadden financiële problemen
- 6 R had financiële problemen
- 7 gezelligheid, vriendschap
- 8 andere reden (specificeren)

Hebben uw ouders (of één van hen) wel eens voor minstens drie maanden bij u in het huishouden ingewoond? *Eventuele stiefouders ook meerekenen.* Hoe vaak is dit gebeurd? *Mocht een van de ouders gedurende een periode overleden zijn, dan deze periode als twee perioden beschouwen.* In welk jaar zijn uw ouders voor het eerst bij u komen wonen? Zijn uw beide ouders toen bij u komen wonen of slechts één van hen?

Waarom is dit gebeurd? *Bij meer dan één reden, de belangrijkste vermelden.*

- 1 scheiding of uit elkaar gaan van de ouders
- 2 overlijden van een van de ouders
- 3 vanwege financiële overwegingen
- 4 ouders hadden verzorging nodig
- 5 R had verzorging nodig
- 6 gezelligheid
- 7 ouders konden geen geschikte woonruimte vinden
- 8 praktische redenen (bijv. verbouw huis)
- 9 R ging scheiden of partner van R overleed
- 10 andere reden (graag specificeren)

In welk jaar bent u toen weer zonder uw ouders gaan wonen? Waarom is dit gebeurd? *Bij meer dan één reden, de belangrijkste vermelden.*

Hebt u wel eens als knecht of bediende (dienstbode) bij een ander gezin in huis gewoond? Hoe vaak hebt u vanaf uw achttiende jaar als knecht of bediende (dienstbode) bij anderen in huis gewoond? Van wanneer tot wanneer was dat (de eerste keer)?

Hebt u wel eens bij een hospes of hospita gewoond? Hoe vaak hebt u vanaf uw achttiende jaar bij een hospita of hospes gewoond? Van wanneer tot wanneer was dat (de eerste keer)?

Have you ever lived in residence (e.g. while at college)? How often have you lived in residence? When did you start living in residence (for the first time), and when did that (first period) end?

Have you ever had boarders? A "boarder" is someone who is not a family member, but who has lived in your home and paid for his/her room and possibly for meals. This includes lodgers. How often have you had boarders? When did you start to have boarders (for the first time), and when did that (first period) end?

In what follows, I will ask you a number of questions about each of these people with whom you previously lived.

When did you and .. start sharing living quarters (for the first time)? *If R was living with .. before his/her 18th birthday, the year during which they started sharing living quarters should be filled in.* Did you ever again share living quarters with .. for a period of at least three months? When did you and .. start sharing living quarters again? How often did this happen? *Please only consider periods with a duration of at least three months.*

In what year did .. leave home? *If .. left the parental home more than once, this question concerns the first time that .. left. Military service = living at home.* If the child is no longer alive (and died after the age of 15) the question is asked: Did .. leave home before s/he passed away? If so, in what year? When did .. leave home for the second time?

Why did you and .. begin to share living quarters [again]?

- 1 hm needed care
- 2 R needed care
- 3 hm needed lodging
- 4 R needed lodging
- 5 financial probl hm
- 6 financial probl R
- 7 companionship
- 8 other reason (please specify)

Why did you [R and child] start living again in the same household? *Please indicate the most important reason.*

Hebt u wel eens in een studentenhuis gewoond? Hoe vaak hebt u in een studentenhuis gewoond? Van wanneer tot wanneer was dat (de eerste keer)?

Hebt u wel eens kostgangers in huis gehad? *Met een "kostganger" bedoelen wij iemand die geen familie van u is, maar die bij u in huis heeft gewoond en voor de inwoning en eventueel de kost heeft betaald. Ook kamerverhuur valt hieronder.* Hoe vaak hebt u kostgangers gehad? Van wanneer tot wanneer was dat (de eerste keer)?

Ik ga nu een aantal vragen stellen voor deze personen waarmee u vroeger voor ten minste drie maanden hebt samengeleefd.

Wanneer bent u (voor het eerst) met .. in één huishouden gaan wonen? *Als R al voor zijn/ haar achttiende verjaardag met .. hetzelfde huishouden woonde, dan het jaar van aanvang van die samenleving noteren.* Hebt u daarna nog vaker drie maanden of langer met .. in hetzelfde huishouden gewoond? Wanneer bent u opnieuw met .. in één huishouden gaan wonen? Hoe vaak is dat nog gebeurd? *Graag alleen perioden langer dan drie maanden meetellen.*

Wanneer is .. het huis uitgegaan? *Als .. vaker dan één keer het ouderlijk huis heeft verlaten, dan gaat het om de eerste keer dat .. uit huis ging. Militaire dienst = thuiswonend.* Als het kind niet langer in leven is (en gestorven is na het 15e jaar) dan wordt de vraag gesteld: Is .. nog het huis uitgegaan, voordat hij/zij overleden is? Zo ja, in welk jaar? Wanneer is .. voor de tweede keer bij u uit het huishouden gegaan?

Waarom bent u toen weer samen gaan wonen ?

- 1 huishoudlid had verzorging of hulp nodig
- 2 R had verzorging of hulp nodig
- 3 huishoudlid had woonruimte nodig
- 4 R had woonruimte nodig
- 5 huishoudlid had financiële problemen
- 6 R had financiële problemen
- 7 gezelligheid, vriendschap
- 8 andere reden (specificeren)

Waarom zijn .. en u [toen weer] in één huishouden gaan wonen? *Bij meer dan één reden, de belangrijkste vermelden.*

When did you and .. stop sharing living quarters? Why did .. leave home at the first time? *Please indicate the most important reason.* Why did this happen then?

- 1 job/education hm or R
- 2 cohab/marr hm or R
- 3 quarrels between hm and R
- 4 no longer need care hm or R
- 5 no longer fin probl hm or R
- 6 hm or R got own house
- 7 hm or R needed special housing
- 8 hm had financial probl
- 9 R had financial probl
- 10 hm had insufficient space
- 11 R had insufficient space
- 12 hm died
- 13 other (specify)

Next, I will name five kinds of institutions into which people can be admitted for longer periods of time. After the age of 18, did you stay in any of these institutions for a period of at least three months? If so, in which institution? *The current period of residence should not be taken into consideration.*

How often, after the age of 18, have you stayed in a nursing home? When did you enter a nursing home (the first time), and when did you leave (the first time)?

How often, after the age of 18, have you stayed in an old people's home? When did you start living in an old people's home (for the first time), and when did that (first period) end?

How often, after the age of 18, have you stayed in a mental hospital? When did you enter a mental hospital (the first time), and when did you leave (the first time)?

How often, after the age of 18, have you stayed in a hospital or other health institution? When did you enter hospital or another health institution (the first time), and when did leave (the first time)?

How often, after the age of 18, have you spent time in prison? When did you go to prison (the first time), and when did you leave that institution (the first time)?

Wanneer zijn .. en u weer apart gaan wonen? Waarom ging .. toen het huis uit? *Bij meer dan één reden, de belangrijkste vermelden.* Waarom is dit toen gebeurd?

- 1 baan of opleiding van hhlid of R
- 2 huwelijk of samenwoning van hhlid of R
- 3 spanningen tussen hhlid en R
- 4 hhlid of R hadden geen speciale verzorging meer nodig
- 5 hhlid of R hadden geen financiële problemen meer
- 6 hhlid of R kreeg eigen woonruimte
- 7 hhlid of R had speciale woonruimte nodig
- 8 hhlid had financiële problemen
- 9 R had financiële problemen
- 10 hhlid had onvoldoende woonruimte
- 11 R had onvoldoende woonruimte
- 12 hhlid stierf
- 13 andere reden (specificeren)

Ik noem zo dadelijk vijf instellingen waar mensen langere tijd kunnen verblijven. Heeft u in één of meer van deze instellingen na uw achttiende jaar ten minste drie maanden aaneengesloten verbleven, en zo ja, welke? *Huidige situatie niet meerekenen.*

Hoe vaak hebt u na uw achttiende jaar in een verpleegtehuis verbleven? Van wanneer tot wanneer was dat (de eerste keer)?

Hoe vaak hebt u na uw achttiende jaar in een verzorgingstehuis verbleven? Van wanneer tot wanneer was dat (de eerste keer)?

Hoe vaak hebt u na uw achttiende jaar in een psychiatrische inrichting verbleven? Van wanneer tot wanneer was dat (de eerste keer)?

Hoe vaak hebt u na uw achttiende jaar in een ziekenhuis of ander tehuis verbleven? Van wanneer tot wanneer was dat (de eerste keer)?

Hoe vaak hebt u na uw achttiende jaar in een strafinrichting verbleven? Van wanneer tot wanneer was dat (de eerste keer)?

During the Second World War, many people experienced difficult times. Were you interned in a camp or did you spend a period of at least three months in hiding during World War II? *More than one answer can be provided. A "camp" internment can be internment in a Japanese prison of war camp, in a German concentration camp or in jail as a member of the resistance.* How often were you interned in a camp during the Second World War? When did your internment start, and when did it end? How often did you go into hiding during the Second World War? When did you go to into hiding (the first time), and when did that end (the first time)?

*The next question provides respondents with the opportunity to talk about an experience that was important for them emotionally.* Did this experience influence the rest of your life in an important way?

Earlier on during the interview I asked you about the people with whom you are currently living. I also asked you about the children, parents and partners who may have been a member of your household. Apart from those people, are there others with whom you lived in the same household for a period of at least three months, after the age of 18? You need not consider those with whom you lived while in a student residence or while living in lodging. Neither do you need to mention boarders here. Finally, you need not mention those with whom you lived while in hiding during World War II. In addition to the person (people) you just mentioned, are there others with whom you lived in the same household for a period of at least three months, after the age of 18? Did [child X] ever again live with you in the same household for a certain period of time? Durations of less than three months are not relevant. How often did that happen?

Gedurende de Tweede Wereldoorlog hebben de mensen in moeilijke omstandigheden geleefd. Hebt u tijdens de Tweede Wereldoorlog wel eens voor een periode van ten minste drie maanden ondergedoken gezeten, of hebt u in die tijd wel eens in een kamp gevangen gezeten? *Meer dan één antwoord is mogelijk.* Hoe vaak hebt u tijdens de oorlog in een kamp verbleven? Van wanneer tot wanneer was dat (de eerste keer)?

Hoe vaak hebt tijdens de oorlog ondergedoken gezeten? Van wanneer tot wanneer was dat (de eerste keer)?

*Deze vraag is om mensen de gelegenheid te geven meer te vertellen over een gebeurtenis die emotioneel belangrijk voor hen kan zijn geweest.* Heeft deze ervaring veel invloed gehad op uw verdere leven?

Eerder in het interview heb ik gevraagd wie er nu samen met u in het huishouden wonen, en wanneer u met kinderen, ouders en partners in een huishouden hebt gewoond. Zijn er nog andere personen waarmee u, na uw achttiende jaar, voor ten minste drie maanden samen in hetzelfde huishouden hebt gewoond? Personen waarmee u hebt samengewoond terwijl u in een studentenhuis of bij een hospes gewoond hebt, en kostgangers hoeft u niet mee te tellen. Ook de periode waarin u ondergedoken hebt gezeten mag u overslaan. Hebben er behalve de reeds genoemde persoon (personen) nog meer personen na uw achttiende jaar voor ten minste drie maanden samen met u in een huishouden gewoond?

Heeft [kind X] daarna nog gedurende bepaalde perioden samen met u in hetzelfde huishouden gewoond? Perioden die korter dan drie maanden duurden, hoeft u niet mee te rekenen. Hoe vaak is dat gebeurd?

*For current household members, other than the spouse or children: Is .. a male or a female? In what year was .. born? Is .. a relative, or someone else? Since when have you and .. been sharing living quarters? 19.. If R and .. have lived together at different points in time, the question should be answered for the beginning of the most recent period. Why did you and .. begin to share living quarters?*

*Have you shared living quarters with .. before? Periods of coresidence with a duration of less than three months should not be considered.*

*How often did this happen? When did you and .. begin to share living quarters for the first time? Why did you do that then? When did .. leave the home you were both living in? Why did this happen then?*

*Voor huidige huisgenoten, anders dan de partner of kinderen: Is .. een man of een vrouw? In welk jaar is .. geboren? Is .. een familielid, of een ander? Sinds wanneer woont u met .. in één huishouden? 19.. Als R en .. gedurende meer perioden in een huishouden hebben gewoond, dan gaat het hier om het begin van de huidige periode. Waarom zijn .. en u in één huishouden gaan wonen?*

*Heeft .. daarvoor al een vaker gedurende bepaalde perioden bij u in het huishouden gewoond?*

*Perioden die korter dan drie maanden duurden, hoeft u niet mee te rekenen. Hoe vaak is dat gebeurd? Wanneer zijn .. en u voor het eerst samen in één huishouden gaan wonen? Waarom bent u dat toen gaan doen? Wanneer is .. toen bij u uit het huishouden gegaan? Waarom is dit toen gebeurd?*

---

**a065sour** source of data

*Records from source ph (partner history) are also available in LSNa063.*

<i>Value Label</i>	<i>Value</i>	<i>Frequency</i>	<i>%</i>	<i>Cum%</i>
ch		13176	47.9	47.9
hc		518	1.9	49.8
hh		9462	34.4	84.2
ph		4343	15.8	100.0
Total		27499	100.0	

---

**a065type** type of household record

<i>Value Label</i>	<i>Value</i>	<i>Frequency</i>	<i>%</i>	<i>Cum%</i>
in parental home	1	5121	18.6	18.6
partner	2	4349	15.8	34.4
father	3	112	.4	34.8
mother	4	183	.7	35.5
both parents	5	84	.3	35.8
son	6	6717	24.4	60.2
daughter	7	6449	23.5	83.7
father in law	8	123	.4	84.1
mother in law	9	147	.5	84.7
brother	10	109	.4	85.1
sister	11	146	.5	85.6
brother in law	12	45	.2	85.8
sister in law	13	45	.2	85.9
son in law	14	26	.1	86.0
daughter in law	15	12	.0	86.1
grandson	16	28	.1	86.2
granddaughter	17	15	.1	86.2
uncle	20	19	.1	86.3
aunt	21	25	.1	86.4
male kin	22	8	.0	86.4
female kin	23	14	.1	86.5
male friend	24	23	.1	86.5
female friend	25	39	.1	86.7
male servant	26	38	.1	86.8
female servant	27	36	.1	87.0
male nonkin	28	33	.1	87.1
female nonkin	29	41	.1	87.2

boarder	30	468	1.7	88.9
servant in other hh	31	722	2.6	91.6
with landlord	32	830	3.0	94.6
in dormitory	33	65	.2	94.8
nursing home	34	78	.3	95.1
residential home	35	344	1.3	96.3
mental hospital	36	71	.3	96.6
hospital	37	318	1.2	97.8
jail	38	26	.1	97.9
hiding in WW2	39	276	1.0	98.9
concentration camp i	40	176	.6	99.5
other institution	41	12	.0	99.5
cousin/nephew	42	15	.1	99.6
(step)child	43	43	.2	99.8
male war related	44	31	.1	99.9
female war related	45	15	.1	99.9
male colleague	46	12	.0	100.0
female colleague	47	10	.0	100.0
Total		27499	100.0	

**astahhp** age at start of household record

<i>Value Label</i>	<i>Value</i>	<i>Frequency</i>	<i>%</i>	<i>Cum%</i>
no answer	-1.00	784	2.9	2.9
<interrupted>				
	88.47	1	.0	100.0
Total		27499	100.0	

**aendhph** age at end of household record

<i>Value Label</i>	<i>Value</i>	<i>Frequency</i>	<i>%</i>	<i>Cum%</i>
still continues	-2.00	3978	14.5	14.5
no answer	-1.00	1427	5.2	19.7
<interrupted>				
	89.24	1	.0	100.0
Total		27499	100.0	

**aagehbm** (current) age household memberIn what year was .. born? *Converted to age.* In welk jaar is .. geboren?

<i>Value Label</i>	<i>Value</i>	<i>Frequency</i>	<i>%</i>	<i>Cum%</i>
not applicable	-2.0	10698	38.9	38.9
no answer	-1.0	275	1.0	39.9
<interrupted>				
	93.1	1	.0	100.0
Total		27499	100.0	

**astarea** reason start household record

<i>Value Label</i>	<i>Value</i>	<i>Frequency</i>	<i>%</i>	<i>Cum%</i>
other reason	-5	186	.7	.7
dont know	-3	13	.0	.7
not asked	-2	3368	12.2	13.0
no answer	-1	66	.2	13.2
R needed care	1	154	.6	13.8
R needed housing	2	656	2.4	16.2
R finan prob	3	28	.1	16.3
work R	4	169	.6	16.9
education R	5	73	.3	17.1
end mil serv R	6	23	.1	17.2
absence partner R	7	27	.1	17.3
separation R	8	91	.3	17.7
initiative R	9	41	.1	17.8
birth R	10	4094	14.9	32.7

union R	11	4343	15.8	48.5
hm needed care	21	498	1.8	50.3
hm needed housing	22	330	1.2	51.5
hm finan prob	23	39	.1	51.6
work hm	24	78	.3	51.9
education hm	25	83	.3	52.2
end mil serv hm	26	3	.0	52.2
absence partner hm	27	1	.0	52.2
separation hm	28	115	.4	52.7
birth hm	30	12501	45.5	98.1
companionship	41	163	.6	98.7
one parent died	42	74	.3	99.0
war related reason	51	203	.7	99.7
practical reasons	52	47	.2	99.9
servant	60	32	.1	100.0
Total		27499	100.0	

**aendrea** reason union ended

<i>Value Label</i>	<i>Value</i>	<i>Frequency</i>	<i>%</i>	<i>Cum%</i>
other reason	-5	272	1.0	1.0
still continues	-4	4090	14.9	15.9
dont know	-3	3	.0	15.9
not asked	-2	3320	12.1	27.9
no answer	-1	88	.3	28.3
education R	1	391	1.4	29.7
employment R	2	987	3.6	33.3
marriage R	3	2542	9.2	42.5
unm coh R	4	38	.1	42.7
desire for autonomy	5	336	1.2	43.9
no care R needed	6	3	.0	43.9
R to institutional h	7	25	.1	44.0
R separated	8	590	2.1	46.1
R moved	9	109	.4	46.5
R insuf space	11	10	.0	46.6
R widowed	12	1386	5.0	51.6
hm separated	21	19	.1	51.7
hm died	22	939	3.4	55.1
no care hm needed	24	15	.1	55.1
education hm	25	1548	5.6	60.8
job hm	26	866	3.1	63.9
marriage hm	27	6176	22.5	86.4
unm coh hm	28	1022	3.7	90.1
autonomy hm	29	978	3.6	93.7
hm to institution	30	117	.4	94.1
hm financ problems	31	2	.0	94.1
tensions with hm	41	130	.5	94.6
reunion with partner	42	10	.0	94.6
reunion hm/partner	43	8	.0	94.6
edu/job R/hm	45	93	.3	95.0
union R/hm	46	164	.6	95.6
no care R/hm needed	47	21	.1	95.6
R/hm no financ prob	48	2	.0	95.6
R/hm special housing	49	22	.1	95.7
Arbeidseinsatz WW2	51	59	.2	95.9
hiding WW2	52	53	.2	96.1
concentration camp	53	21	.1	96.2
military service	54	127	.5	96.7
practical reason	55	166	.6	97.3
raised by others	56	21	.1	97.3
Hungerwinter	57	44	.2	97.5
housing available	58	553	2.0	99.5
other war related re	59	94	.3	99.9

---

servant	60	39	.1	100.0
	Total	27499	100.0	

---

## LSNa265

N: 4,092

Data about: quality of household history data

Data Source: System

Other files about same topic: LSNa265, LSNa063

Selection of respondents: available in LSNa065

Identification variable: RESPNR

---

**a065qual** quality household history data

*Computation of this variable from original variables:*

```
get file 'LSNa065.sys'.
compute a065qual=2.
if (astahhp=-1 | aendhhp=-1)a065qual=1.
if (a065qual=1 & (a065type=1 | a065type=2 | a065type=6 | a065type=7))
a065qual=0.
aggregate /outfile 'LSNa265.sys' /break respnr
/a065qual=min(a065qual).
join match /file 'LSNa265.sys' /file 'LSNa001.sys' /by respnr.
select if (a265=1).
```

Value Label	Value	Frequency	%	Cum%
miss key info	0	512	12.5	12.5
miss info	1	244	6.0	18.5
complete info	2	3336	81.5	100.0
	Total	4092	100.0	

---



# LSNa067

N: 2,877

Data about: employment history

Data Source: respondent face-to-face interview

Other files about same topic: LSNa267

Questionnaire: eh

Identification variable: RESPNR in combination with A067REC (sequence# record)

*The timing of four types of employment related period is investigated. Multiple records for one respondent may exist.*

**aemptyp** type of employment related period

I would now like to discuss employment with you and the other activities which you carried out during your life. We will be talking both about periods during which you were and periods during which you were not gainfully employed. Did you fulfill military service? *Mobilization during World War II is not relevant here.* Were you ever unemployed for a period of at least three months? How often did this happen? Were you ever occupationally disabled for a period of at least three months? *"Occupationally disabled" applies to situations where R received benefits under the law of the occupationally disabled.* Was that one particular period, or were you occupationally disabled at different points in time? Was there ever a period of at least three months during which you did not have a paid job because you attended to homemaking activities (or because you were rearing and caring for your child/children)? How often were you a full-time homemaker?

Ik wil het nu met u gaan hebben over het werk en de andere dingen die u in uw leven hebt gedaan. Ik ben daarbij zowel geïnteresseerd in perioden waarin u betaald werk hebt verricht als in perioden waarin u dat niet hebt gedaan. Hebt u militaire dienstplicht vervuld? *Het gaat hier niet om mobilisatie tijdens de Tweede Wereldoorlog.* Bent u wel eens voor ten minste drie maanden werkloos geweest? Hoe vaak bent u dit geweest? Bent u wel eens in de WAO terecht gekomen? *Alleen perioden van langer dan drie maanden meetellen.* Is dat een aaneengesloten periode geweest, of bent u vaker dan één keer in de WAO terecht gekomen? Hebt u wel eens voor ten minste drie maanden geen betaalde baan gehad omdat u voor het huishouden hebt gezorgd (of omdat u het opvoeden van uw kind/kinderen op u hebt genomen)? Is dit een aaneengesloten periode geweest, of hebt u vaker dan één keer geen betaalde baan gehad vanwege het verrichten van huishoudelijk werk?

Value Label	Value	Frequency	%	Cum%
military service	1	790	27.5	27.5
unemployment	2	525	18.2	45.7
disability	3	590	20.5	66.2
homemaking	4	972	33.8	100.0
Total		2877	100.0	

**astaper** age at start of period

When did you start and when did you end military service? In 19.. and 19..

When were you unemployed (for the first time)? From 19.. to 19..

When were you occupationally disabled (for the first time)? From 19.. to 19..

When were you a full-time homemaker (for the first time)? When were you a full-time homemaker for the second time? From 19.. to 19..

Van wanneer tot wanneer hebt u uw militaire dienstplicht vervuld? Van 19.. tot 19..

Voor de perioden van werkloosheid, WAO, en verzorging van huishouden / opvoeden van kinderen: Gedurende welke periode is dat (voor het eerst) geweest? Gedurende welke periode is dat voor de tweede keer geweest? begin 19.. einde 19..

<i>Value Label</i>	<i>Value</i>	<i>Frequency</i>	<i>%</i>	<i>Cum%</i>
betw age 0 and 12	-3.00	14	.5	.5
dont know	-1.00	180	6.3	6.7
	12.04	1	.0	6.8
<interrupted>	85.42	1	.0	100.0
Total		2877	100.0	

**aendper** age at end of period

<i>Value Label</i>	<i>Value</i>	<i>Frequency</i>	<i>%</i>	<i>Cum%</i>
betw age 0 and 12	-3.00	5	.2	.2
continues	-2.00	840	29.2	29.4
dont know	-1.00	192	6.7	36.0
	12.59	1	.0	36.1
<interrupted>	85.79	1	.0	100.0
Total		2877	100.0	

**astmar** start period & marriage in same year?

You were married in the same year that you started military service. Did you enter military service before or after your marriage?

You were married in the same year that you start working at your first job. Did you start working before your marriage, or afterwards?

You became a homemaker and were married in the same year. Did you become a homemaker before your marriage, or afterwards?

- 1 start military service / start 1st job / homemaker first
- 2 marriage first
- 3 simultaneously

U bent in hetzelfde jaar in militaire dienst gegaan en getrouwd. Bent u in dienst gegaan voordat u trouwde, of erna?

U bent in hetzelfde jaar met uw eerste baan begonnen en getrouwd. Bent u met uw eerste baan begonnen voordat u trouwde, of erna?

U bent in hetzelfde jaar voor het huishouden gaan zorgen en getrouwd. Bent u werkloos geworden voordat u trouwde, of erna?

- 1 in dienst / met eerste baan begonnen / huishouden voor trouwen
- 2 in dienst / met eerste baan begonnen / huishouden na trouwen
- 3 gelijktijdig

<i>Value Label</i>	<i>Value</i>	<i>Frequency</i>	<i>%</i>	<i>Cum%</i>
not asked	-2	2292	79.7	79.7
no answer	-1	1	.0	79.7
start period first	1	35	1.2	80.9
marriage first	2	165	5.7	86.7
simultaneous	3	384	13.3	100.0
Total		2877	100.0	

**astch** start period & first child in same year?

You had a child in the same year that you went into military service. Did you enter military service before or after your child was born?

You had a child in the same year that you started your first job. Was your child born before your marriage, or afterwards?

You had a child in the same year as when you were dismissed from employment. Did you enter unemployment before your child was born, or afterwards?

You had a child in the same year as when you became a full-time homemaker. Did you become a full-time homemaker before your child was born, or afterwards?

- 1 start military service / start 1st job / unemployment / homemaker first
- 2 child first
- 3 simultaneously

In hetzelfde jaar dat u in militaire dienst bent gegaan, hebt u ook een kind gekregen. Bent u in militaire dienst gegaan voordat u dit kind hebt gekregen, of erna?

In hetzelfde jaar dat u met uw eerste baan bent begonnen, hebt u ook een kind gekregen. Bent u met uw eerste baan begonnen voordat u dit kind hebt gekregen, of erna?

In hetzelfde jaar dat u werkloos bent geworden, hebt u ook een kind gekregen. Bent u werkloos geworden voordat u dit kind hebt gekregen, of erna?

In hetzelfde jaar dat u voor het huishouden bent gaan zorgen, hebt u ook een kind gekregen. Bent u voor het huishouden gaan zorgen voordat u dit kind hebt gekregen, of erna?

- 1 in dienst voor / met eerste baan begonnen / werkloos / huishouden voor geboorte kind
- 2 in dienst voor / met eerste baan begonnen / werkloos / huishouden na geboorte kind
- 3 gelijktijdig

<i>Value Label</i>	<i>Value</i>	<i>Frequency</i>	<i>%</i>	<i>Cum%</i>
not asked	-2	2682	93.2	93.2
no answer	-1	3	.1	93.3
start period first	1	134	4.7	98.0
childbirth first	2	25	.9	98.9
simultaneous	3	33	1.1	100.0
Total		2877	100.0	

**aendmar** end period & marriage in same year?

You were married and dismissed from employment in the same year. Did you enter unemployment before your marriage, or afterwards? You were married in the same year that you ended military service. Did you end military service before or after your marriage?

- 1 unemployment first / end military service first
- 2 marriage first
- 3 simultaneously

U bent in hetzelfde jaar werkloos geworden en getrouwd. Bent u werkloos geworden voordat u trouwde, of erna?

U bent u in hetzelfde jaar uit militaire dienst gegaan en getrouwd. Bent u uit dienst gegaan voordat u trouwde, of erna?

- 1 werkloos / uit dienst voor trouwen
- 2 werkloos / uit dienst na trouwen
- 3 gelijktijdig

<i>Value Label</i>	<i>Value</i>	<i>Frequency</i>	<i>%</i>	<i>Cum%</i>
not asked	-2	2847	99.0	99.0
end period first	1	19	.7	99.6
marriage first	2	10	.3	100.0
simultaneous	3	1	.0	100.0
Total		2877	100.0	

**aendch** end period & first child in same year?

You had a child in the same year as when you left school. Did you leave school before your child was born, or afterwards? You had a child in the same year that you left military service. Did you leave military service before or after your child was born?

- 1 left school first / end military service first
- 2 child first
- 3 simultaneously

In hetzelfde jaar dat u van school bent gegaan, hebt u ook een kind gekregen. Bent u van school gegaan voordat u dit kind hebt gekregen, of erna? In hetzelfde jaar dat u uit militaire dienst bent gegaan, hebt u ook een kind gekregen. Bent u uit militaire dienst gegaan voordat u dit kind hebt gekregen, of erna?

- 1 van school / uit dienst voor geboorte kind
- 2 van school / uit dienst na geboorte kind
- 3 gelijktijdig

<i>Value Label</i>	<i>Value</i>	<i>Frequency</i>	<i>%</i>	<i>Cum%</i>
not asked	-2	2868	99.7	99.7
end period first	1	4	.1	99.8
childbirth first	2	4	.1	100.0
simultaneous	3	1	.0	100.0
Total		2877	100.0	

## LSNa267

N: 4,082

Data about: employment history, income, early retirement

Data source: Respondent face to face interview

Other files about same topic: LSNa067

Questionnaire: eh

Identification variable: RESPNR

**aendedu** age at end full-time education

When did you leave school? *The question refers to the completion of full-time schooling. Temporary leaves in connection with illness and so forth are not relevant. If R quit full-time schooling and returned to school full-time at a later date, the first time s/he left school is relevant here.*

Wanneer bent u van school gegaan? *Bedoeld wordt de beëindiging van een voltijd opleiding. Als R met tussenpozen een voltijd opleiding gevolgd heeft, dan gaat het om de eerste onderbreking. jaar 19..*

Value Label	Value	Frequency	%	Cum%
no answer	-1.00	67	1.6	1.6
	5.35	1	.0	1.7
<interrupted>	11.01	1	.0	5.4
<interrupted>	49.65	1	.0	100.0
Total		4082	100.0	

**aedu\_er** reason end full-time education

Why did you then leave school? *Please indicate the most important reason.*

Waarom bent u toen van school afgegaan? *De belangrijkste reden noteren.*

1 had finished education	1 had opleiding afgerond
2 parents could not afford further education	2 ouders/verzorgers hadden geen geld om verder te laten studeren
3 R disliked school / had difficulty learning	3 had hekel aan school / kon niet goed leren
4 due to marriage	4 vanwege huwelijk
5 otherwise	5 anders
6 R had to start working / have to earn money	6 omdat R moest werken / geld moest verdienen

Value Label	Value	Frequency	%	Cum%
completed education	1	2762	67.7	67.7
no money for educati	2	377	9.2	76.9
disliked school	3	132	3.2	80.1
marriage	4	6	.1	80.3
other reason	5	526	12.9	93.2
had to start working	6	279	6.8	100.0
Total		4082	100.0	

**alsmar** left school and marriage in same year

You left school and you were married in the same year. Did you leave school before your marriage, or afterwards?

U bent in hetzelfde jaar van school gegaan en getrouwd. Bent u van school gegaan voordat u trouwde, of erna?

1 left school first	1 van school voor trouwen
2 marriage first	2 van school na trouwen
3 simultaneously	3 gelijktijdig

Value Label	Value	Frequency	%	Cum%
not asked	-2	4064	99.6	99.6
left school first	1	13	.3	99.9
married first	2	5	.1	100.0
Total		4082	100.0	

**alsch** left school and first child in same year

Value Label	Value	Frequency	%	Cum%
not asked	-2	4071	99.7	99.7

no answer	-1	6	.1	99.9
left school first	1	4	.1	100.0
child first	2	1	.0	100.0
		-----	-----	
Total		4082	100.0	

**astjob** age at start first job

In what year did you get start working at your first job? *The "first job" is one which involved more than eight hours each week.*

In welk jaar bent u met uw eerste betaalde baan begonnen? *Het gaat hier om een betaalde baan waar men meer dan acht uur per week aan besteedde.*

Value Label	Value	Frequency	%	Cum%
no answer	-1.00	419	10.3	10.3
	5.35	1	.0	10.3
<interrupted>	11.03	1	.0	10.5
<interrupted>	59.15	1	.0	100.0
		-----	-----	
Total		4082	100.0	

**afjmar** first job and marriage in same year

Value Label	Value	Frequency	%	Cum%
not asked	-2	3984	97.6	97.6
no answer	-1	1	.0	97.6
left school first	1	39	1.0	98.6
married first	2	14	.3	98.9
simultaneously	3	44	1.1	100.0
		-----	-----	
Total		4082	100.0	

**afjch** first job and first child in same year

Value Label	Value	Frequency	%	Cum%
not asked	-2	4054	99.3	99.3
no answer	-1	5	.1	99.4
left school first	1	21	.5	100.0
child first	2	2	.0	100.0
		-----	-----	
Total		4082	100.0	

**ainc** income: single or double

Among other things, we want to obtain general background information in this study. For that reason I would now like to ask you: do you have an income of your own? "Own income" is income from gainful employment, or income from benefits such as private pension, old age state pension, or dividend that comes in on your name. We would like to point out to you that all information that we obtain from you is strictly confidential, and will not be passed on to others, such as for example the tax department.

Does your partner have an income of his/her own?

In dit onderzoek willen we graag een paar algemene gegevens verzamelen. Daarom vraag ik nu: Hebt u een eigen inkomen? Hiermee bedoelen wij inkomen waarvoor u zelf werkt, maar ook uitkeringen, zoals pensioen, AOW, of dividend dat op uw eigen naam binnenkomt. Voor alle gegevens die wij verzamelen, geldt dat ze vertrouwelijk zijn, en niet doorgegeven worden aan bijvoorbeeld de belastingdienst.

Heeft uw partner een eigen inkomen?

Respondent	Partner	Value label	Value	Freq	%
		corrected income	-2	1	.0

		refuses to answer	-1	1	.0
no income	no partner	no inc: R-, no P	1	69	1.7
no income	no income	no inc: R-, P-	2	24	.6
no income	income	single: R-, P+	3	327	8.0
income	partner, income?	R+, P not asked	4	9	.2
income	no partner	single: R+, no P	5	1530	37.5
income	no income	single: R+, P-	6	432	10.6
income	income	double income	7	1689	41.4
				----	-----
			Total	4082	100.0

### ainccat household income categorical

I will now hand you a card with answer categories. Using that card, will you please tell me what category applies to your net income (the net income of you and your partner)?

Wilt u aan de hand van de kaart, die ik u nu geef, zeggen in welke categorie uw maand-inkomen (het netto maand-inkomen van u en uw partner), exclusief vakantiegeld, valt? Noemt u maar het cijfer dat van toepassing is.

#### Corrections:

\* if R has no income and has no partner, recoded to income level 1.

```
if (ainc=1 & ainccat=-3)ainccat=1.
```

\* if R has no income and partner has no income, recoded to income level 3.

```
if (ainc=2 & ainccat=-3)ainccat=3.
```

\* if level 1 or 2 and partner in household, recoded to income level 3.

```
if ((ainccat=1 | ainccat=2) & apartst>0 & apartst<4)ainccat=3.
```

Value Label	Value	Frequency	%	Cum%
not asked	-3	1	.0	.0
refuses to answer	-2	213	5.2	5.2
do not know	-1	300	7.3	12.6
1,000-1,250 gld	1	481	11.8	24.4
<interrupted>				
5,001 gld or more	12	214	5.2	100.0
		----	----	
Total		4082	100.0	

### aincome income DFL/month corrected for partner

Computation of this variable from original variable.

```
compute aincome=ainccat.
```

\* recode to class mean.

```
recode aincome (1=1125) (2=1375) (3=1625) (4=1875) (5=2125) (6=2375)
(7=2725) (8=3250) (9=3750) (10=4250) (11=4750) (12=5750) .
```

\* correction for availability partner in the household; creating equivalence score.

```
if (not(apartst>3) & aincome>0)aincome=trunc(aincome * .7) .
```

Value Label	Value	Frequency	%	Cum%
not asked (techn)	-3	1	.0	.0
refused to answer	-2	213	5.2	5.2
no answer	-1	300	7.3	12.6
lowest if no partner	1125	481	11.8	24.4
lowest if partner	1137	388	9.5	33.9
<interrupted>				
highest if no partner	5750	25	.6	100.0
		----	----	
Total		4082	100.0	

### aretire early retirement (company, eligible, use, plan)

Are you currently working in a company or institution that has an early retirement policy?

*If no:* (1)

*If yes:* Are you already eligible for the early retirement scheme in your company or institution?

*If no:* Will you in all likelihood be eligible for the early retirement scheme in your company or institution in the future?

*If no:* (3)

*If yes:*

Within what period of time will you be able to make use of the early retirement scheme in your company or institution?

- within a year (5)
- within two years (6)
- within three years (7)
- within four years (8)
- in four years or more (9)

*If yes:* Are you planning to make use of the early retirement scheme in your company or institution?

*If no:* (11) Why won't you make use of the early retirement scheme in your company or institution?

(Information stored in database LSNa267.dbf)

*If yes:* Within what period of time do you plan to make use of the early retirement scheme in your company or institution?

- within a year (12)
- within two years (13)
- within three years (14)
- within four years (15)
- in four years or more (16)

Bent u momenteel werkzaam in een bedrijf of instelling waar een VUT-regeling van toepassing is?

*Indien ja:*

Komt u nu reeds in aanmerking voor de VUT-regeling die uw bedrijf of instelling hanteert?

*Indien niet:*

Komt u in de toekomst waarschijnlijk in aanmerking voor de VUT-regeling die uw bedrijf of instelling hanteert?

*Indien ja:*

Op welke termijn kunt u gebruik maken van de VUT-regeling die uw bedrijf of instelling hanteert?

*Indien ja:*

Bent u van plan gebruik te maken van de VUT-regeling van uw bedrijf of instelling?

*Indien niet:*

Waarom niet? Wilt u s.v.p. een toelichting geven?

*Indien ja:*

Op welke termijn?

*Note: values between parentheses.*

Value	Label	Value	Frequency	%	Cum%
not empl / >65yr		-2	3840	94.1	94.1
no answ possib cy		-1	1	.0	94.1
no possib in cy		1	101	2.5	96.6
not eli now;future?		2	1	.0	96.6
not eli now+future		3	8	.2	96.8
eli fut,no answ yr		4	1	.0	96.8
eli fut 1yr		5	10	.2	97.1
eli fut 2yr		6	21	.5	97.6
eli fut 3yr		7	18	.4	98.0
eli fut 4yr		8	10	.2	98.3
eli fut 4+yr		9	29	.7	99.0
eli,no answ plan		10	1	.0	99.0
eli,no plan		11	11	.3	99.3
eli,plan 1yr		12	16	.4	99.7
eli,plan 2yr		13	4	.1	99.8
eli,plan 3yr		14	3	.1	99.8
eli,plan 4yr		15	2	.0	99.9
eli,plan 4+yr		16	5	.1	100.0



---

Total	4082	100.0
-------	------	-------

---

## LSNa069

N: 1,688

Data about: residential history, moves

Data source: Respondent face to face interview

Other files about same topic: LSNa269

Questionnaire: rh

Selection of cases: all residential moves after the age of 45 are recorded

Identification variable: RESPNR in combination with A069REC

---

*This section of the interview started with the question about the number of moves (see LSNa269). For each move, a number of questions were asked.*

**amo\_age** moved at age R

In what year did you (subsequently) move to a new / this home? *Converted to age.*

In welk jaar bent u (vervolgens) naar een andere / deze woning verhuisd?

Value Label	Value	Frequency	%	Cum%
no answer	-1.00	269	15.9	15.9
	1.35	1	.1	16.0
<interrupted>	88.22	1	.1	100.0
Total		1688	100.0	

---

**amo\_curh** moved to current home?

Did you move to your current residence or not? *As a check, the interviewer can read on the screen the year at which R moved to his/her current home.*

Was dit naar uw huidige woning of niet? *Als controle krijgt de interviewer op het scherm gegevens over het jaar waarop R naar de huidige woning is verhuisd.*

Value Label	Value	Frequency	%	Cum%
no (not probable*)	1	652	38.6	38.6
no (answered)	2	206	12.2	50.8
yes, current house	3	830	49.2	100.0
Total		1688	100.0	

---

\* on the basis of information available

**amo\_loc** location of new house

What was the location of your new home? In which place (town) or country was that?

Waar stond deze volgende woning? In welke plaats of welk land was dat?

Value Label	Value	Frequency	%	Cum%
no answer	-1	2	.1	.1
same street as previ	1	114	6.8	6.9
same neighb/district	2	193	11.4	18.3
same town	3	802	47.5	65.8
another town	4	507	30.0	95.9
another country	5	70	4.1	100.0
Total		1688	100.0	

---

*Information of category "other" stored in database LSNa069.dbf.*

---

**amo\_type** rented or owner occupied?

Was this your own home or did you rent it?

Was dit een huur- of een koopwoning ?

<i>Value Label</i>	<i>Value</i>	<i>Frequency</i>	<i>%</i>	<i>Cum%</i>
no answer	-1	1502	89.0	89.0
rented	1	141	8.4	97.3
rented, bought later	2	3	.2	97.5
owner occupied	3	28	1.7	99.2
rented rooms (lodgin	5	9	.5	99.7
institutional living	6	5	.3	100.0
Total		1688	100.0	

**amo\_rea** most important reason for movingWhat was the most important reason  
why you moved at the time?Wat was de belangrijkste reden waarom u naar die  
woning bent verhuisd?

1 marriage/cohabitation	1 huwelijk of ongehuwd samenwonen
2 divorce/widowhood	2 scheiding van partner, overlijden partner
3 family reunion	3 gezinshereniging
4 addition to family	4 gezinsuitbreiding
5 children leaving home	5 uit huis gaan van de kinderen
6 to be closer to children	6 nieuwe woning dichterbij de kinderen
7 employment R	7 (ander) werk van mijzelf
8 employment partner	8 (ander) werk van mijn partner
9 desire greater privacy	9 wens om meer privacy
10 health R	10 gezondheidstoestand van mijzelf
11 health partner	11 gezondheidstoestand partner
12 old home too expensive	12 oude woning was te duur
13 old home too small	13 oude woning was te klein
14 old home too big	14 oude woning was te groot
15 renovation/demolition old home	15 oude woning werd gesloopt of gerenoveerd
16 nicer neighborhood new home	16 woonomgeving nieuwe woning aantrekkelijker
17 termination of lease	17 huurcontract werd opgezegd
18 other reason (please specify)	18 andere reden (graag specificeren)

Value Label	Value	Frequency	%	Cum%
no answer	-1	24	1.4	1.4
marriage/cohabitatio	1	51	3.0	4.4
divorce/widowhood	2	48	2.8	7.3
family reunion	3	8	.5	7.8
addition to family	4	5	.3	8.1
children leaving hom	5	15	.9	8.9
to be closer to chil	6	36	2.1	11.1
employment R	7	141	8.4	19.4
employment partner	8	56	3.3	22.7
desire greater priva	9	24	1.4	24.2
health R	10	133	7.9	32.0
health partner	11	108	6.4	38.4
old home too expensi	12	29	1.7	40.2
old home too small	13	131	7.8	47.9
old home too big	14	135	8.0	55.9
renovation/demolition old h	15	66	3.9	59.8
nicer neighborhood new home	16	191	11.3	71.1
termination of lease	17	32	1.9	73.0
other reason (please specify)	18	455	27.0	100.0
Total		1688	100.0	

Information of category "other" stored in database LSNa069.dbf.

## LSNa269

N: 831

Data about: residential history (woongeschiedenis)

Data source: Respondent face to face interview

Other files about same topic: LSNa069

Questionnaire: rh

Selection of respondents: random sample

Identification variable: RESPNR

**anmoves** # moves since age 18

How often, since the age of 18, have you moved house? *If R does not know the exact answer, please ask for an approximation.*

Hoe vaak bent u sinds uw achttiende jaar verhuisd? *Als de respondent het antwoord niet precies weet, een benadering vragen.*

Value Label	Value	Frequency	%	Cum%
no answer	-1	1	.1	.1
	0	16	1.9	2.0
<interrupted>	32	1	.1	100.0
Total		831	100.0	

**aplres45** place of residence at age 45

In which place (town) were you living at the age of 45? *If R was living abroad, the country of residence should be filled in.*

In welke plaats woonde u toen u 45 jaar oud was? *Als R toen in buitenland woonde, land noteren.*

Information stored in database LSNa269.dbf.

**ares45y** year R moved to place of residence at age 45

In what year did you move to the house you were living in at that time? *The house where R was living in at the age of 45.*

In welk jaar bent u in dat huis komen wonen? *Bedoeld wordt het huis waar R woonde toen hij/zij 45 jaar oud was.*

Value Label	Value	Frequency	%	Cum%
no answer	-1.00	93	11.2	11.2
	.00	10	1.2	12.4
<interrupted>	78.18	1	.1	100.0
Total		831	100.0	

## LSNa073

N: 4,063

Data about: loneliness

Data source: Respondent face to face interview

Other files about same topic: LSNa092, LSNg073, LSNa273

Questionnaire: lo

Identification variable: RESPNR

*The loneliness scale is developed by De Jong Gierveld & Kamphuis (1985).*

We have now finished the part with questions about the past. In what follows, I will present you with eleven statements about your current experiences. Please indicate for each of them to what extent they apply to you, as you have been the last while. Your answer can either be "no", "more or less" or "no".

Het gedeelte met vragen uit het verleden sluiten we nu af. Er volgen nu elf uitspraken over uw huidige ervaringen. Wilt u van elk van de volgende uitspraken aangeven in hoeverre die op u, zoals u de laatste tijd bent, van toepassing is? U kunt steeds antwoorden met "nee", "min of meer" en "ja".

- alo1** There is always someone that I can talk to about my day to day problems.  
Er is altijd wel iemand in mijn omgeving bij wie ik met mijn dagelijkse probleempjes terecht kan.
- alo2** I miss having a really close friend.  
Ik mis een echt goede vriend of vriendin.
- alo3** I experience a general sense of emptiness.  
Ik ervaar een leegte om me heen.

Value label	Value	alo1		alo2		alo3	
		Freq	%	Freq	%	Freq	%
no answer	-1	12	.3	6	.1	4	.1
no	1	505	12.4	3244	79.8	3031	74.6
more-or-less	2	325	8.0	241	5.9	417	10.3
yes	3	3221	79.3	572	14.1	611	15.0
Total		4063	100.0	4063	100.0	4063	100.0

- alo4** There are plenty of people that I can lean on in case of trouble.

- Er zijn genoeg mensen op wie ik in geval van narigheid kan terugvallen.
- alo5** I miss the pleasure of company of others.  
Ik mis gezelligheid om me heen.
- alo6** I feel my circle of friends and acquaintances is too limited.  
Ik vind mijn kring van kennissen te beperkt.

	<b>alo4</b>			<b>alo5</b>		<b>alo6</b>	
<i>Value label</i>	<i>Value</i>	<i>Freq</i>	<i>%</i>	<i>Freq</i>	<i>%</i>	<i>Freq</i>	<i>%</i>
no answer	-1	18	.4	3	.1	9	.2
no	1	385	9.5	3154	77.6	3162	77.8
more-or-less	2	341	8.4	373	9.2	324	8.0
yes	3	3319	81.7	533	13.1	568	14.0
		----	-----	----	-----	----	-----
	Total	4063	100.0	4063	100.0	4063	100.0

- alo7** There are many people that I can count on completely.  
Ik heb veel mensen op wie ik volledig kan vertrouwen.
- alo8** There are enough people that I feel close to.  
Er zijn voldoende mensen met wie ik me nauw verbonden voel.
- alo9** I miss having people around.  
Ik mis mensen om me heen.

	<b>alo7</b>			<b>alo8</b>		<b>alo9</b>	
<i>Value label</i>	<i>Value</i>	<i>Freq</i>	<i>%</i>	<i>Freq</i>	<i>%</i>	<i>Freq</i>	<i>%</i>
no answer	-1	18	.4	12	.3	7	.2
no	1	512	12.6	437	10.8	3158	77.7
more-or-less	2	633	15.6	487	12.0	370	9.1
yes	3	2900	71.4	3127	77.0	528	13.0
		----	-----	----	-----	----	-----
	Total	4063	100.0	4063	100.0	4063	100.0

- alo10** Often, I feel rejected.  
Vaak voel ik me in de steek gelaten.
- alo11** I can call on my friends whenever I need them.  
Wanneer ik daar behoefte aan heb kan ik altijd bij mijn vrienden terecht.
- alosom** I sometimes feel lonely.  
Ik voel me soms wel eens eenzaam.

	<b>alo10</b>			<b>alo11</b>		<b>alosom</b>	
<i>Value label</i>	<i>Value</i>	<i>Freq</i>	<i>%</i>	<i>Freq</i>	<i>%</i>	<i>Freq</i>	<i>%</i>
no answer	-1	9	.2	20	.5	6	.1
no	1	3553	87.4	484	11.9	2765	68.1
more-or-less	2	235	5.8	370	9.1	425	10.5
yes	3	266	6.5	3189	78.5	867	21.3
		----	-----	----	-----	----	-----
	Total	4063	100.0	4063	100.0	4063	100.0

**alorat** lonely: never-moder-strong-very strong

If we divide people in: the not lonely, the moderately lonely, the severely lonely, and the extremely lonely, what would you consider yourself to be?

Als we de mensen zouden indelen in niet eenzaam, matig eenzaam, sterk eenzaam en zeer sterk eenzaam, waar zoudt u zich dan nu toe rekenen?

1 niet eenzaam, 2 matig eenzaam, 3 sterk eenzaam, 4 zeer sterk eenzaam

Value Label	Value	Frequency	%	Cum%
no answer	-1	13	.3	.3
not lonely	1	2911	71.6	72.0
moderate lonely	2	1006	24.8	96.7
severe lonely	3	99	2.4	99.2
extreme lonely	4	34	.8	100.0
Total		4063	100.0	

**aloexpl** account of loneliness

In response to the question whether you sometimes feel lonely, you answered more or less (or yes)/ You just said that you are moderately (severely) (extremely) lonely. Can you tell us more about your loneliness?

Op de vraag of u soms eenzaam bent, heeft u geantwoord: min of meer (of ja)/ U heeft gezegd dat u matig (sterk) (zeer sterk) eenzaam bent. Kunt u wat meer vertellen over uw eenzaamheid?

Information stored in database LSNa073.dbf.

**alodelay** reason delay in answering loneliness items

Note: Question to interviewer

It took a relatively long time for the respondent to answer .. <number> of the first eleven items. Can you tell us what the reason was? More than one answer can be given.

Note: relatively long time is more than 1 minute

- a (short) break (e.g. for a household task)
- interruption by someone else (in the room)
- interruption from outside (e.g. telephone, door bell)
- extensive elaborations on the part of R
- R was emotionally upset
- otherwise (please specify)

De beantwoording van .. <aantal> van de eerste 11 uitspraken duurde relatief lang. Kunt u aangeven wat de reden daarvan was? Meer dan één antwoord is mogelijk.

Value Label	Value	Frequency	%	Cum%
not asked	-2	3879	95.5	95.5
other reason (not lo	1	6	.1	95.6
R was emotional	10	15	.4	96.0
	11	1	.0	96.0
extensive explan ans	100	83	2.0	98.1
	101	4	.1	98.2
	110	9	.2	98.4
<interrupted>				
understand/discuss q	1000000	7	.2	100.0
Total		4063	100.0	

Information stored in database LSNa073.dbf.

## LSNa273

N: 4,045

Data about: scale score loneliness

Data source: System

Other files about same topic: LSNa073

Selection of respondents: less than two items with missing values

Identification variable: RESPNR

**alo** loneliness alo1-alo11 dichotomous

*De score is computed according to the manual of the scale (De Jong Gierveld & Van Tilburg, 1990).*

Computation of this variable from original variables:

```
count alo= alo1 alo4 alo7 alo8 alo11 (1,2)
      alo2 alo3 alo5 alo6 alo9 alo10 (2,3).
count mis= alo1 to alo11 (-1).
select if (mis<2).
```

Psychometric properties: Loevingers H= .33, Reliability  $\rho$ = .81

Value Label	Value	Frequency	%	Cum%
no loneliness	0	1367	33.8	33.8
	1	712	17.6	51.4
	2	485	12.0	63.4
	3	393	9.7	73.1
<interrupted>				
severe loneliness	11	44	1.1	100.0
	Total	4045	100.0	

**aloo** loneliness alo1-alo11 ordinal

*A scale with better psychometric properties is based on the ordinal values of the items.*

```
count mis= alo1 to alo11(-1).
select if (mis<2).
recode alo1 alo4 alo7 alo8 alo11 (3=1) (1=3).
* missing values are replaced by the mean of the valid values.
compute aloo= alo1+alo2+alo3+alo4+alo5+alo6+alo7+alo8+alo9+alo10+alo11.
```

Psychometric properties: Loevingers H= .35, Reliability  $\rho$ = .84

Value Label	Value	Frequency	%	Cum%
no loneliness	11.0	1360	33.6	33.6
	11.2	2	.0	33.7
<interrupted>				
severe loneliness	33.0	11	.3	100.0
	Total	4045	100.0	

## LSNa074

N: 4,383

Data about: well-being

Data source: Respondent face to face interview

Other files about same topic: LSNa274

Questionnaire: wb

Identification variable: RESPNR

In answering the next set of questions, you may get the feeling that you have already heard a particular question or that we are continuously asking the same question using different words. That is indeed the case. In this study, we are trying to get as detailed a picture as possible. All the questions are part of a large puzzle; together they form a complete picture. For that reason, will you please answer all the questions, even though you think you already heard a particular question before. They are not trick questions: you do not have to give the same answer to each question. The questions are different pieces of a larger whole.

Bij het beantwoorden van de volgende vragen zult u misschien het gevoel krijgen dat u een vraag al eerder hebt gehoord of dat we steeds hetzelfde vragen in andere woorden. Dat is ook zo. We proberen met dit onderzoek en zo gedetailleerd mogelijk beeld te krijgen. Alle vragen zijn kleine stukjes van een grote legpuzzel, die dat beeld compleet maken. Wilt u daarom alstublieft alle vragen beantwoorden, óók wanneer u denkt dat u een bepaalde vraag al eerder gehoord hebt. Het zijn géén strikvragen: u hoeft niet op alle vragen precies hetzelfde antwoord te geven. De vragen zijn verschillende stukjes van één geheel.

*The first three well-being questions are based on Andrews and Withey (1976).*

**awb1** Taking all things together, how satisfied or dissatisfied are you with your life in general?  
Alles in aanmerking genomen, hoe tevreden of ontevreden bent u met uw leven in het algemeen?

**awb2** Taking all things together, how satisfied or dissatisfied are you with your health?  
Alles in aanmerking genomen, hoe tevreden of ontevreden bent u met uw gezondheid?

**awb3** Taking all things together, how satisfied or dissatisfied are you with your social contacts, the number of friends and acquaintances you have, the things you do together with them, etc.?

Alles in aanmerking genomen, hoe tevreden of ontevreden bent u met uw sociale contacten, het aantal vrienden en kennissen dat u heeft, de dingen die u samen met hen doet, enz.?

- 1 zeer ontevreden
- 2 ontevreden
- 3 ongeveer even tevreden als ontevreden
- 4 tevreden
- 5 zeer tevreden

	awb1			awb2		awb3	
Value label	Value	Freq	%	Freq	%	Freq	%
no answer	-1	12	.3	5	.1	19	.4
very dissatisfied	1	57	1.3	87	2.0	44	1.0
dissatisfied	2	119	2.7	446	10.2	197	4.5
equally dis/satisfi	3	414	9.4	560	12.8	404	9.2
satisfied	4	2771	63.2	2409	55.0	2983	68.1
very satisfied	5	1010	23.0	876	20.0	736	16.8
		----	----	----	----	----	----
	Total	4383	100.0	4383	100.0	4383	100.0

*The next three well-being questions are based on Cantril (1965).*

**awb4** Here you see a picture of a ladder consisting of ten rungs. The top of the ladder, the tenth rung, represents the best that you might reasonably expect in your life. The bottom, the first rung, represents the worst that you might reasonably expect in your life. Using this ladder to indicate how satisfied or dissatisfied you are with your life in general, on which rung of the ladder would you say you would be?

U ziet hier een ladder met tien treden. Bovenaan de ladder, op de tiende tree, staat het beste dat u redelijkerwijs in uw leven zou kunnen verwachten. Onderaan de ladder, op de eerste tree, staat het slechtste dat u redelijkerwijs zou kunnen verwachten in uw leven.

Wanneer u op deze ladder zou moeten aangeven hoe tevreden of ontevreden u bent met uw leven in het algemeen, op welke tree van de ladder staat u dan?

	10 beste dat ik zou kunnen verwachten in mijn leven
	9
	8



	7
	6
	5
	4
	3
	2
	1 slechtste dat ik zou kunnen verwachten in mijn leven

**awb5** Using this ladder to indicate how satisfied or dissatisfied you are with your health, on which rung of the ladder would you say you would be?

Wanneer u op deze ladder zou moeten aangeven hoe tevreden of ontevreden u bent met uw gezondheid, op welke tree van de ladder staat u dan?

**awb6** Using this ladder to indicate how satisfied or dissatisfied you are with your social contacts, on which rung of the ladder would you say you would be?

Wanneer u op deze ladder zou moeten aangeven hoe tevreden of ontevreden u bent met uw sociale contacten, op welke tree van de ladder staat u dan?

	awb4			awb5		awb6	
Value label	Value	Freq	%	Freq	%	Freq	%
not asked (sample)	-2	1141	26.0	1141	26.0	1141	26.0
no answer	-1	47	1.1	42	1.0	47	1.1
worst I might expect <interrupted>	1	17	.4	35	.8	18	.4
best I might expect	10	614	14.0	538	12.3	515	11.7
		----	----	----	----	----	----
	Total	4383	100.0	4383	100.0	4383	100.0

**awb7** When you compare yourself to the people around you, do you think that in general you are more satisfied than most others, or less satisfied? *If necessary, the following additional information can be provided: "People around you" are people with whom you interact often, such as neighbors, family members, friends, acquaintances and colleagues.* Wanneer u uzelf vergelijkt met de mensen om in uw omgeving, denkt u dan dat u in het algemeen tevredener bent dan de meeste mensen, of minder tevreden? *Evt. toelichten: "Met de mensen in uw omgeving" worden bedoeld de mensen om u heen. Dat zijn de mensen waar u vaak mee te maken heeft, zoals burens, familieleden, vrienden, kennissen en collega's.*

**awb8** When you compare yourself to the people around you, do you think that in general you are more satisfied with your health than most others, or less satisfied? Wanneer u uzelf vergelijkt met de mensen om in uw omgeving, hoe tevreden bent u dan met uw gezondheid: denkt u dan dat u tevredener bent dan de meeste mensen, of minder tevreden?

**awb9** When you compare yourself to the people around you, do you think that in general you are more satisfied with your social contacts than most others, or less satisfied? Wanneer u uzelf vergelijkt met de mensen om in uw omgeving, hoe tevreden bent u dan met uw sociale contacten: denkt u dan dat u tevredener bent dan de meeste mensen, of minder tevreden?

1 veel minder tevreden, 2 minder tevreden, 3 ongeveer even tevreden als ontevreden, 4 meer tevreden, 5 veel meer tevreden

	awb7			awb8		awb9	
Value label	Value	Freq	%	Freq	%	Freq	%
not asked (sample)	-2	1141	26.0	1141	26.0	1141	26.0
no answer	-1	86	2.0	107	2.4	116	2.6
much less satisfied	1	6	.1	29	.7	16	.4
less satisfied	2	110	2.5	302	6.9	232	5.3

---

equally dis/satis	3	1358	31.0	1132	25.8	1538	35.1
more satisfied	4	1492	34.0	1446	33.0	1213	27.7
much more satisfied	5	190	4.3	226	5.2	127	2.9
		----	-----	----	-----	----	-----
Total		4383	100.0	4383	100.0	4383	100.0

---

## LSNa274

N: 4,350

Data about: scale well-being

Data source: System

Other files about same topic: LSNa074

Selection of respondents: with valid answers on items

Identification variable: RESPNR

---

**awb** well-being <item 1,2,3 likert>

Computation of this variable from original variables:

```
count mis= awb1 awb2 awb3 (lo thru 0).
```

```
select if (mis=0).
```

```
compute awb= awb1 + awb2 + awb3 .
```

Psychometric properties: Loevingers H= .39, Reliability  $\rho$ = .64

Value Label	Value	Frequency	%	Cum%
lowest well-being	3	6	.1	.1
	4	4	.1	.2
	5	10	.2	.5
	6	40	.9	1.4
	7	52	1.2	2.6
	8	112	2.6	5.1
	9	203	4.7	9.8
	10	404	9.3	19.1
	11	568	13.1	32.2
	12	1586	36.5	68.6
	13	716	16.5	85.1
	14	378	8.7	93.8
highest well-being	15	271	6.2	100.0
Total		4350	100.0	

## LSNa075

N: 3,135

Data about: exchange-communal orientation (oriëntatie gericht op uitwisseling dan wel gemeenschappelijkheid)

Data source: Respondent face to face interview

Other files about same topic: LSNg075

Questionnaire: ec

Selection of respondents: random sample

Identification variable: RESPNR

*Based on a scale developed by Clark et al. (1987).*

Next, you will be presented with nine statements concerning exchanges in relationships.

Hierna volgen negen uitspraken over uitwisselingen in relaties. U kunt steeds antwoorden met "nee", "min of meer" of "ja".

**aec1** It bothers me when other people neglect my needs.

Het stoort me wanneer andere mensen geen rekening houden met wat ik nodig heb.

**aec2** When someone I know helps me out on a project, I feel I have to pay them back.

Als iemand me ergens mee helpt, voel ik me verplicht om iets terug te doen.

**aec3** When making a decision, I take other people's needs and feelings into account.

Als ik een beslissing neem, houd ik rekening met de wensen en gevoelens van andere betrokkenen.

Value label	Value	aec1		aec2		aec3	
		Value	Freq	%	Freq	%	Freq
no answer	-1	41	1.3	6	.2	13	.4
no	1	1634	52.1	722	23.0	124	4.0
more-or-less	2	743	23.7	523	16.7	380	12.1
yes	3	717	22.9	1884	60.1	2618	83.5
Total		3135	100.0	3135	100.0	3135	100.0

**aec4** I would feel exploited if someone failed to repay me for a favor.

Ik zou me misbruikt voelen, als iemand die ik geholpen heb, niets terug deed.

**aec5** I bother to keep track of benefits I have given others.

Ik vind het de moeite waard om precies bij te houden wat ik voor anderen doe.

**aec6** I expect people I know to be responsive to my needs and feelings.

Ik verwacht van mensen die ik ken, dat ze open staan voor mijn behoeften en gevoelens.

	<b>aec4</b>			<b>aec5</b>		<b>aec6</b>	
<i>Value label</i>	<i>Value</i>	<i>Freq</i>	<i>%</i>	<i>Freq</i>	<i>%</i>	<i>Freq</i>	<i>%</i>
no answer	-1	13	.4	14	.4	20	.6
no	1	2258	72.0	2812	89.7	1283	40.9
more-or-less	2	360	11.5	118	3.8	793	25.3
yes	3	504	16.1	191	6.1	1039	33.1
		----	-----	----	-----	----	-----
Total		3135	100.0	3135	100.0	3135	100.0

**aec7** It's best to make sure things are always kept 'even' between two people in a relationship.

Ik let er op dat mijn relatie met een ander in evenwicht blijft.

**aec8** When I have a need that others ignore, I'm hurt.

Het kwetst me wanneer mensen een bepaalde wens van mij negeren.

**aec9** I think people should feel obligated to repay others for favors.

Mensen die ik heb geholpen, moeten zich verplicht voelen om iets voor mij terug te doen.

	<b>aec7</b>			<b>aec8</b>		<b>aec9</b>	
<i>Value label</i>	<i>Value</i>	<i>Freq</i>	<i>%</i>	<i>Freq</i>	<i>%</i>	<i>Freq</i>	<i>%</i>
no answer	-1	17	.5	39	1.2	8	.3
no	1	264	8.4	1327	42.3	2937	93.7
more-or-less	2	339	10.8	776	24.8	89	2.8
yes	3	2515	80.2	993	31.7	101	3.2
		----	-----	----	-----	----	-----
Total		3135	100.0	3135	100.0	3135	100.0

## LSNa275

N: 3,105

Data about: scale exchange orientation

Data source: System

Other files about same topic: LSNa075, LSNg275

Selection of respondents: with valid answers on items

Identification variable: RESPNR

**aexch** exchange orientation <2,4,5,9><ord>

Computation of this variable from original variables:

```
count mis= aec2 aec4 aec5 aec9 (-1).
```

```
select if (mis=0).
```

```
compute aexch= aec2+aec4+aec5+aec9.
```

Psychometric properties: Loewingers H= .46, Reliability  $\rho$ = .57

<i>Value Label</i>	<i>Value</i>	<i>Frequency</i>	<i>%</i>	<i>Cum%</i>
not exch oriented	4	587	18.9	18.9
	5	428	13.8	32.7
	6	1236	39.8	72.5
	7	307	9.9	82.4
	8	351	11.3	93.7
	9	62	2.0	95.7
	10	79	2.5	98.2
	11	25	.8	99.0
highly exch oriented	12	30	1.0	100.0
	Total	3105	100.0	

## LSNa076

N: 698

Data about: social skills / social anxiety (sociale vaardigheden / sociale angst)

Data source: Respondent face to face interview

Other files about same topic:

Questionnaire: sk

Selection of respondents: all interviewed in January and February, partly

Identification variable: RESPNR

Next, you will be presented with six statements regarding social skills. You can respond with either "no", "more or less" or "yes".

Nu volgen zes uitspraken over sociale vaardigheden. U kunt steeds antwoorden met "nee", "min of meer" of "ja".

**ask1** Do you usually feel comfortable in the presence of people you do not know very well?  
Voelt u zich doorgaans op uw gemak als u met vreemden bent die u niet zo goed kent?

**ask2** Do you find it easy to initiate conversations with strangers?  
Vindt u het gemakkelijk om gesprekken met vreemden aan te knopen?

**ask3** Does it bother you if you suddenly become tongue-tied in the middle of a conversation?  
Vindt u het vervelend als u in een gesprek ineens niet meer uit uw woorden kunt komen?

<i>Value label</i>	<i>Value</i>	<b>ask1</b>		<b>ask2</b>		<b>ask3</b>	
		<i>Freq</i>	<i>%</i>	<i>Freq</i>	<i>%</i>	<i>Freq</i>	<i>%</i>
no answer	-1	1	.1			14	2.0
no	1	138	19.8	174	24.9	183	26.2
more-or-less	2	143	20.5	151	21.6	64	9.2
yes	3	416	59.6	373	53.4	437	62.6
	Total	698	100.0	698	100.0		100.0

**ask4** Do you find it difficult to go to places where you do not know anyone?  
Vindt u het moeilijk ergens naartoe te gaan waar u niemand kent?

**ask5** Do you hate doing something wrong in front of others?  
Vindt u het vreselijk om iets fout te doen waar anderen bij zijn?

**ask6** Would you call yourself shy?  
Zou u zichzelf verlegen noemen?

Value label	Value	ask4		ask5		ask6		
		Value	Freq	%	Freq	%	Freq	%
no answer	-1	4		.6	2		.3	
no	1	369	52.9		206	29.5	406	58.2
more-or-less	2	110	15.8		145	20.8	155	22.2
yes	3	215	30.8		345	49.4	137	19.6
		-----	-----		-----	-----	-----	-----
	Total	698	100.0		698	100.0	698	100.0

## LSNa276

N: 678

Data about: social skills

Data source: System

Other files about same topic: LSNa076

Selection of respondents: with valid answers on items

Identification variable: RESPNR

**ask** social skills

Computation of this variable from original variables:

```
count mis= ask1 ask2 ask3 ask4 ask5 ask6 (-1).
select if (mis=0).
recode ask3 ask4 ask5 ask6 (3=1)(1=3).
compute ask= ask1+ask2+ask3+ask4+ask5+ask6.
format ask (f2).
```

Psychometric properties: Loewingers H= .34, Reliability  $\rho$ = .73

Value Label	Value	Frequency	%	Cum%
poor skills	6	17	2.5	2.5
	7	21	3.1	5.6
	8	59	8.7	14.3
	9	33	4.9	19.2
	10	45	6.6	25.8
	11	53	7.8	33.6
	12	74	10.9	44.5
	13	55	8.1	52.7
	14	115	17.0	69.6
	15	63	9.3	78.9
	16	73	10.8	89.7
	17	27	4.0	93.7
	good skills	18	43	6.3
	Total	678	100.0	

## LSNa077

N: 3,853

Data about: self-evaluation / concept of self (zelf-evaluatie / zelfbeeld)

Data source: Respondent face to face interview (face to face *and* written questionnaire)

Other files about same topic: LSNa277

Questionnaire: sr

Identification variable: RESPNR

**aftf** data face to face interview

*Respondents who were interviewed with questionnaire "sk" were asked to fill in the written questionnaire with the same items as "sr".*

Value Label	Value	Frequency	%	Cum%
data written Q	0	529	13.7	13.7
data face to face in	1	3324	86.3	100.0
	Total	3853	100.0	

Next, you will be presented with eight questions concerning yourself. Please indicate to what extent each of them applies to you, the way you feel nowadays.

*The scale was developed by Brinkman (1977).*

Er volgen nu acht vragen die over uzelf gaan. De bedoeling is dat u voor elk van de uitspraken aangeeft in hoeverre die op u, zoals u de laatste tijd bent, van toepassing is.

**ase1** I generally feel quite secure about myself.

Ik ben tamelijk zeker van mezelf.

**ase2** Everything I do goes wrong.

Bij mij gaat alles fout.

**ase3** I have a positive view of myself

Ik sta positief ten opzichte van mezelf.

Value label	Value	ase1		ase2		ase3	
		Freq	%	Freq	%	Freq	%
no answer	-1	30	.8	26	.7	57	1.5
no	1	406	10.5	3377	87.6	155	4.0
more-or-less	2	974	25.3	356	9.2	862	22.4
yes	3	2443	63.4	94	2.4	2779	72.1
	Total	3853	100.0	3853	100.0	3853	100.0

**ase4** I would like to change many aspects of myself.

Ik zou een heleboel aan mezelf willen veranderen.

**ase5** Sometimes I feel useless.

Soms voel ik me nutteloos.

**ase6** I generally have little confidence about my abilities.

In het algemeen heb ik weinig vertrouwen in mijn capaciteiten.

Value label	Value	ase4		ase5		ase6	
		Freq	%	Freq	%	Freq	%
no answer	-1	40	1.0	33	.9	55	1.4
no	1	2351	61.0	2862	74.3	2833	73.5
more-or-less	2	730	18.9	374	9.7	596	15.5
yes	3	732	19.0	584	15.2	369	9.6
		----	----	----	----	----	----
	Total	3853	100.0	3853	100.0	3853	100.0

**ase7** I generally have little faith in myself

Ik heb een lage dunk van mezelf.

**ase8** Generally speaking, I am pleased with myself.

Over het geheel genomen ben ik tevreden met mezelf.

Value label	Value	ase7		ase8	
		Freq	%	Freq	%
no answer	-1	36	.9	31	.8
no	1	3179	82.5	130	3.4
more-or-less	2	415	10.8	559	14.5
yes	3	223	5.8	3133	81.3
		----	----	----	----
	Total	3853	100.0	3853	100.0

## LSNa277

N: 3,779

Data about: self evaluation

Data source: System

Other files about same topic: LSNa077

Selection of respondents: with valid answers on items

Identification variable: RESPNR

**ase** self evaluation respondent <8 items ordinal>

Computation of this variable from original variables:

```
count mis= ase1 ase2 ase3 ase4 ase5 ase6 ase7 ase8 (-1).
select if (mis<2).
recode ase2 ase4 ase5 ase6 ase7 (3=1)(2=2)(1=3).
* missing values are replaced by the mean of the valid values.
compute ase= ase1+ase2+ase3+ase4+ase5+ase6+ase7+ase8.
```

Psychometric properties: Loewingers H= .33, Reliability  $\rho$ = .76

Value Label	Value	Frequency	%	Cum%
neg self evaluation	8.0	5	.1	.1
	9.0	7	.2	.3
	10.0	16	.4	.7
	11.0	12	.3	1.1
	12.0	27	.7	1.8
<interrupted>				
pos self evaluation	24.0	1075	28.4	100.0
		----	----	
	Total	3779	100.0	



## LSNa078

N: 1,568

Data about: need for affiliation (behoefte aan verbondenheid)

Data source: Respondent face to face interview

Other files about same topic: LSNa278

Questionnaire: an

Identification variable: RESPNR

*Scale developed by Van Tilburg (1988).*

Next, I will read 10 statements to you. They deal with what you consider to be important in your ties with others. You can respond with either "no", "more or less" or "yes".

Ik leg nu 10 uitspraken aan u voor, die betrekking hebben op wat u belangrijk vindt in uw contacten. U kunt steeds antwoorden met "nee", "min of meer" of "ja".

**aan1** I want to talk to others about what I feel, about my inner experiences.  
Ik wil met anderen praten over wat ik voel, wat ik innerlijk meemaak.

**aan2** I dislike having to ask for advice.  
Ik vind het vervelend om raad te moeten vragen.

**aan3** I think it is better to restrain myself emotionally.  
Ik vind het beter om me emotioneel in te houden.

	aan1			aan2		aan3	
Value label	Value	Freq	%	Freq	%	Freq	%
no answer	-1	4	.3	3	.2	6	.4
no	1	707	45.1	778	49.6	373	23.8
more-or-less	2	324	20.7	173	11.0	254	16.2
yes	3	533	34.0	614	39.2	935	59.6
		----	----	----	----	----	----
	Total	1568	100.0	1568	100.0	1568	100.0

**aan4** When I am in trouble, I need help and support from others.

Als ik in moeilijkheden zit, heb ik behoefte aan hulp en steun van anderen.

**aan5** I prefer to keep emotional problems to myself.

Emotionele problemen houd ik liever voor me.

**aan6** I try to cope with sorrows on my own.

Verdriet probeer ik zelf te verwerken.

	aan4			aan5		aan6	
Value label	Value	Freq	%	Freq	%	Freq	%
no answer	-1	10	.6	4	.3	3	.2
no	1	383	24.4	262	16.7	146	9.3
more-or-less	2	306	19.5	230	14.7	185	11.8
yes	3	869	55.4	1072	68.4	1234	78.7
		----	----	----	----	----	----
	Total	1568	100.0	1568	100.0	1568	100.0

**aan7** I want to share my inner life.

Ik wil m'n gevoelsleven delen.

**aan8** When something bothers me, I like to go to others for advice.

Als ik met iets zit, stap ik graag naar iemand toe.

**aan9** My feelings are my own business.

Gevoelens zijn m'n eigen zaak.

**aan10** Particularly when I am experiencing difficulties, I like to lean on someone.

Juist wanneer ik het moeilijk heb, wil ik graag tegen iemand aanleunen.

	aan7			aan8		aan9		aan10	
Value label	Value	Freq	%	Freq	%	Freq	%	Freq	%
no answer	-1	9	.6	5	.3	4	.3	10	.6
no	1	422	26.9	591	37.7	161	10.3	560	35.7
more-or-less	2	377	24.0	300	19.1	257	16.4	305	19.5
yes	3	760	48.5	672	42.9	1146	73.1	693	44.2
		----	-----	-----	-----	-----	-----	-----	-----
Total		1568	100.0	1568	100.0	1568	100.0	1568	100.0

## LSNa278

N: 1,559

Data about: need for affiliation

Data source: System

Other files about same topic: LSNa078

Selection of respondents: with valid data on items

Identification variable: RESPNR

**aan\_9it** need for affiliation <9 items>

Computation of this variable from original variables:

```

recode aan2 aan3 aan5 aan6 aan9 (3=1) (2=2) (1=3).
count mis= aan1 aan3 to aan10 (-1).
* missing values are replaced by the mean of the valid values.
compute aan_9it= aan1+aan3+aan4+aan5+aan6+aan7+aan8+aan9+aan10.
if (mis>1)aan_9it=-1.
format aan_9it (f4.1).

```

Psychometric properties: Loewingers H= .41, Reliability  $\rho$ = .82

Value Label	Value	Frequency	%	Cum%
missing	-1.0	1	.1	.1
low aff need	9.0	80	5.1	5.2
	10.0	63	4.0	9.2
	10.2	1	.1	9.3
	10.3	1	.1	9.4
	11.0	108	6.9	16.3
<interrupted>				
strong aff need	27.0	32	2.1	100.0
	Total	1559	100.0	

**aan** need for affiliation <6 items, comparable with LASA>

The LASA-survey contained six items. Computation of this variable from original variables:

```

recode aan6 aan9 (3=1) (2=2) (1=3).
count mis= aan1 aan4 aan6 aan8 aan9 aan10 (-1).
compute aan = aan1+aan4+aan6+aan8+aan9+aan10.
if (mis>0) aan=-1.
format aan (f2).

```

Psychometric properties: Loewingers H= .43, Reliability  $\rho$ = .77

<i>Value Label</i>	<i>Value</i>	<i>Frequency</i>	<i>%</i>	<i>Cum%</i>
missing	-1	17	1.1	1.1
low aff need	6	148	9.5	10.6
	7	87	5.6	16.2
	8	160	10.3	26.4
	9	129	8.3	34.7
	10	182	11.7	46.4
	11	142	9.1	55.5
	12	203	13.0	68.5
	13	97	6.2	74.7
	14	176	11.3	86.0
	15	90	5.8	91.8
	16	62	4.0	95.8
	17	24	1.5	97.3
strong aff need	18	42	2.7	100.0
	Total	1559	100.0	

## LSNa079

N: 2,566

Data about: attitudes family help (attitudes hulp van familie)

Data source: Respondent face to face interview

Other files about same topic: LSNa279

Questionnaire: af

Identification variable: RESPNR

Next, I will read a number of statements concerning your expectations from others.

Ik leg nu een aantal uitspraken voor, die betrekking hebben op wat u verwacht van anderen.

**aaf1** When I am in need of care, I would rather receive it from family members than from professional helpers.

Wanneer ik verzorging nodig heb, krijg ik die liever van familieleden dan van een beroepskracht.

**aaf2** I find it easier to ask for help from someone who is near to me than from a professional helper.

Hulp vragen aan mensen uit mijn naaste omgeving vind ik gemakkelijker dan aan beroepskrachten.

**aaf3** It is better for a disabled older adult to be cared for by a professional helper than by his/her own children.

Voor een hulpbehoevende oudere is het beter door een beroepskracht verzorgd te worden dan door eigen kinderen.

<i>Value label</i>	<i>Value</i>	<b>aaf1</b>		<b>aaf2</b>		<b>aaf3</b>	
		<i>Freq</i>	<i>%</i>	<i>Freq</i>	<i>%</i>	<i>Freq</i>	<i>%</i>
no children	-2					311	12.1
no answer	-1	40	1.6	37	1.4	59	2.3
no	1	1190	46.4	1212	47.2	374	14.6
more-or-less	2	224	8.7	246	9.6	229	8.9
yes	3	1112	43.3	1071	41.7	1593	62.1
	Total	2566	100.0	2566	100.0	2566	100.0

- aaf4** Should it be necessary, parents can count on their children for help.  
Ouders kunnen er op rekenen dat kinderen hen helpen als dat nodig is.
- aaf5** I find it difficult to ask for help from family members.  
Ik vind het moeilijk om hulp te vragen aan familieleden.
- aaf6** It is only when all other possibilities have failed, that one should be able to call upon professional helpers.  
Pas als alle mogelijkheden uitgeput zijn, zou men een beroepskracht moeten kunnen inschakelen.

	<b>aaf4</b>		<b>aaf5</b>		<b>aaf6</b>		
<i>Value label</i>	<i>Value</i>	<i>Freq</i>	<i>%</i>	<i>Freq</i>	<i>%</i>	<i>Freq</i>	<i>%</i>
no children	-2	311	12.1				
no answer	-1	31	1.2	28	1.1	31	1.2
no	1	479	18.7	852	33.2	761	29.7
more-or-less	2	272	10.6	299	11.7	172	6.7
yes	3	1473	57.4	1387	54.1	1602	62.4
		----	-----	----	-----	----	-----
Total		2566	100.0	2566	100.0	2566	100.0

## LSNa279

N: 2,482

Data about: preferences source help

Data source: System

Other files about same topic: LSNa079

Selection of respondents: with valid data on items

Identification variable: RESPNR

**aaf** prefer help from family/people near to me

Computation of this variable from original variables:

```
count mis= aaf1 aaf2 aaf6 (-1).
select if (mis=0).
compute aaf= aaf1 + aaf2 + aaf6 .
format aaf (f1).
```

Psychometric properties: Loewingers H= .44, Reliability  $\rho$ = .65

<i>Value Label</i>	<i>Value</i>	<i>Frequency</i>	<i>%</i>	<i>Cum%</i>
prefer formal helper	3	430	17.3	17.3
	4	107	4.3	21.6
	5	532	21.4	43.1
	6	147	5.9	49.0
	7	500	20.1	69.1
prefer family/near	8	164	6.6	75.7
	9	602	24.3	100.0
Total		-----	-----	
		2482	100.0	

# LSNa080

N: 4,396

Data about: evaluation interview by R

Data source: Respondent face to face interview

Questionnaire: en

Identification variable: RESPNR

Finally, I would like to hear your opinion about this study and the questions that have been asked.

Tot slot wil ik u nog iets vragen over dit onderzoek en de vragen die gesteld zijn.

## **atiring** answering tiring

How tiring (fatiguing) did you find it was to answer all the questions?

Hoe vermoeiend vond u het beantwoorden van deze vragen? Vond u het heel vermoeiend, vermoeiend, een beetje vermoeiend, niet vermoeiend, of totaal niet vermoeiend?

## **aenjoy** answering enjoyable

How enjoyable did you find it was to answer all the questions?

Hoe plezierig vond u het beantwoorden van deze vragen? Vond u het heel onplezierig, onplezierig, een beetje plezierig, plezierig, of heel plezierig?

<b>atiring</b>				<b>aenjoy</b>			
<i>Value label</i>	<i>Value</i>	<i>Freq</i>	<i>%</i>	<i>Value label</i>	<i>Value</i>	<i>Freq</i>	<i>%</i>
no answer	-1	21	.5	no answer	-1	60	1.4
not at all tiring	1	1524	34.7	very unpleasant	1	25	.6
not tiring	2	1909	43.4	unpleasant	2	122	2.8
a little tiring	3	681	15.5	little pleasant	3	1184	26.9
tiring	4	172	3.9	pleasant	4	2458	55.9
very tiring	5	89	2.0	very pleasant	5	547	12.4
		----	----			----	----
	Total	4396	100.0		Total	4396	100.0

## **aimmedi** easy to answer immediately

Did you find it easy to answer most of the questions immediately, or did you find it was necessary in most cases to spend time thinking about them?

- 1 needed to think about most questions
- 2 sometimes answers were difficult to give
- 3 easy to answer immediately

Vond u het makkelijk om op de meeste vragen direct een antwoord te geven of moest u, in het algemeen, langer nadenken?

<i>Value Label</i>	<i>Value</i>	<i>Frequency</i>	<i>%</i>	<i>Cum%</i>
no answer	-1	37	.8	.8
think long about que	1	409	9.3	10.1
somet diff answ imme	2	1370	31.2	41.3
easy to answer immed	3	2580	58.7	100.0
		----	----	
	Total	4396	100.0	

## **ageneval** general evaluation of interview

In general, how do you feel about the questions I asked you?

Kunt U mij zeggen wat U vond van de vragen die ik gesteld heb?

*Information stored in database LSNa080.dbf.*

**asuggest** suggestions for researchers

Is there anything you would like to pass on to the researchers at the Vrije Universiteit as the result of this meeting?

Zijn er nog dingen die U aan de onderzoekers van de Vrije Universiteit wilt doorgeven naar aanleiding van dit gesprek?

*Information stored in database LSNa080.dbf.*

**acontact** name address contact-person

As you may have read in the information brochure, we would like to contact you again in the future. In case you are away from home, for example because you are ill, we would like to have the name and address of a contact-person. Is that possible? Whose name and address would you like to give? *Next the name and address of the contact-person will be asked for, but not if this is the partner with whom R shares living quarters.* Is the contact-person a male or a female?

Zoals u wellicht uit de informatie-folder hebt begrepen, is het de bedoeling dat wij nog een keer met u contact opnemen. Voor het geval u afwezig zou zijn, bijvoorbeeld wegens ziekte, zou het plezierig zijn als wij de naam en het adres mogen noteren van iemand die wij dan kunnen benaderen. Mag dat? Van wie wilt u het adres geven? *Hierna wordt naar de naam en het adres gevraagd, behalve voor de partner die in hetzelfde huishouden woont.* Is de contact persoon een man of een vrouw?

Value Label	Value	Frequency	%	Cum%
addr already asked	-3	739	16.8	16.8
refuse to give	-2	939	21.4	38.2
no answer	-1	64	1.5	39.6
partner	1	1046	23.8	63.4
son	21	441	10.0	73.5
daughter	22	639	14.5	88.0
other kin,m	31	69	1.6	89.6
other kin,f	32	97	2.2	91.8
neighbor,m	41	50	1.1	92.9
neighbor,f	42	82	1.9	94.8
friend/acq,m	51	24	.5	95.3
friend/acq,f	52	40	.9	96.2
other,m	61	96	2.2	98.4
other,f	62	70	1.6	100.0
Total		4396	100.0	

*Information of category "other" stored in database LSNa080.dbf.*

# LSNa081

N: 4,488

Data about: situation interview, behavior and characteristics of R, as reported by the interviewer

Data source: Interviewer

Questionnaire: \$e

Identification variable: RESPNR

Questionnaire for the interviewer about the interview with Mr/Mrs .. These questions are to be answered after the interview and not in the presence of the respondent. Attempt to answer the questions as soon as possible after the interview. All the questions concern the interview situation and they inquire into your expression as an interviewer.

Vragenlijst voor de interviewer over het interview met Dhr./Mevr. .. Deze vragen dienen beantwoord te worden nadat het interview is afgesloten zonder dat de respondent aanwezig is. Beantwoording van de vragen dient te geschieden zo snel mogelijk na afloop van het interview. De vragen gaan steeds over de interviewsituatie, en het gaat hierbij om Uw impressie als interviewer.

**aoth\_pre** presence other persons interview

Were others present during the interview? How many?

Waren er anderen bij het interview aanwezig? Hoeveel anderen waren aanwezig?

<i>Value Label</i>	<i>Value</i>	<i>Frequency</i>	<i>%</i>	<i>Cum%</i>
no others present	0	2472	55.1	55.1
1 person	1	1819	40.5	95.6
<interrupted>	10	1	.0	100.0
Total		4488	100.0	

**aoth\_typ** type other persons present at interview

Who was/were present during the interview?

Wie was/waren er bij het interview aanwezig?

<i>Value Label</i>	<i>Value</i>	<i>Frequency</i>	<i>%</i>	<i>Cum%</i>
no others present	-2	2472	55.1	55.1
partner	1	1583	35.3	90.4
housh members	10	61	1.4	91.7
partner+hhmember	11	17	.4	92.1
<interrupted>	110000	2	.0	100.0
Total		4488	100.0	

**aoth\_dur** others during whole interview present?

Was s/he / were they present during the entire interview?

Was hij/zij / waren zij het gehele interview aanwezig?

<i>Value Label</i>	<i>Value</i>	<i>Frequency</i>	<i>%</i>	<i>Cum%</i>
no others present	-2	2472	55.1	55.1
not whole interview	1	707	15.8	70.8
whole interview	2	1309	29.2	100.0
Total		4488	100.0	

**acoopnex** info cooperation next interview

Have you obtained any information about the willingness of Mr/Mrs .. to participate in the rest of the study or can you give us an idea about his/her willingness?

- 1 no info, no idea
- 2 yes, information or idea, + other information
- 3 no, but would like to pass on other information

Heeft u enige informatie gekregen over de bereidheid van Dhr./Mevr. .. om niet of wel mee te werken aan de rest van het onderzoek, of kunt u een inschatting maken?

- 1 nee, geen informatie en geen inschatting
- 2 ja, informatie of inschatting + overige meldingen
- 3 nee, maar ik wil nog wel wat anders doorgeven

<i>Value Label</i>	<i>Value</i>	<i>Frequency</i>	<i>%</i>	<i>Cum%</i>
no info or idea	1	729	16.2	16.2
yes (info or idea)	2	3692	82.3	98.5
no, but other info	3	67	1.5	100.0
		-----	-----	
Total		4488	100.0	

*Information stored in database LSNa081.dbf.*

**apleasan** interview pleasant?

How do you feel the interview with Mr/Mrs .. went on the whole?

Hoe verliep naar uw idee het interview met Dhr./Mevr. .. als geheel?

<i>Value Label</i>	<i>Value</i>	<i>Frequency</i>	<i>%</i>	<i>Cum%</i>
no answer	-1	5	.1	.1
very unpleasant	1	67	1.5	1.6
somewhat unpleasant	2	158	3.5	5.1
not pleas not unplea	3	550	12.3	17.4
somewhat pleasant	4	775	17.3	34.6
pleasant	5	2253	50.2	84.8
very pleasant	6	680	15.2	100.0
		-----	-----	
Total		4488	100.0	

**aproblem** problems in general (eg language)

In general, were there problems (e.g. language problems or problems in comprehension) which made it difficult to interview Mr/Mrs ..?

Waren er in het algemeen problemen (bijvoorbeeld taalproblemen of begripsproblemen) waardoor het moeilijk was Dhr./Mevr. .. te interviewen?

<i>Value Label</i>	<i>Value</i>	<i>Frequency</i>	<i>%</i>	<i>Cum%</i>
no answer	-1	10	.2	.2
no	1	3586	79.9	80.1
yes, minor problems	2	656	14.6	94.7
yes, serious problems	3	236	5.3	100.0
		-----	-----	
Total		4488	100.0	

*Information stored in database LSNa081.dbf.*



**ahelpnee** help needed with Q (eg repeat)

How much help (e.g. repeating questions, extra explanations, and so forth) did Mr/Mrs .. need to answer the questions?

Hoeveel hulp (herhalen van vragen, extra uitleg, en dergelijke) had Dhr./Mevr. .. nodig bij het beantwoorden van de vragen?

<i>Value Label</i>	<i>Value</i>	<i>Frequency</i>	<i>%</i>	<i>Cum%</i>
no answer	-1	11	.2	.2
none or hardly any	1	1876	41.8	42.0
less than average	2	683	15.2	57.3
average	3	1128	25.1	82.4
more than average	4	606	13.5	95.9
very much	5	184	4.1	100.0
Total		4488	100.0	

**aunderst** comprehension of questions by R

How good in general was Mr/Mrs .. comprehension of the questions?

Hoe goed begreep Dhr./Mevr. .. de vragen in het algemeen?

<i>Value Label</i>	<i>Value</i>	<i>Frequency</i>	<i>%</i>	<i>Cum%</i>
no answer	-1	11	.2	.2
very poor	1	83	1.8	2.1
poor	2	338	7.5	9.6
normal	3	1688	37.6	47.2
good	4	1558	34.7	82.0
excellent	5	810	18.0	100.0
Total		4488	100.0	

**amemo\_1** calling mind

Did Mr/Mrs .. have difficulty calling experiences from the past into mind?

Had Dhr./Mevr. .. moeite met het zich voor de geest halen van dingen uit het verleden?

<i>Value Label</i>	<i>Value</i>	<i>Frequency</i>	<i>%</i>	<i>Cum%</i>
no answer	-1	13	.3	.3
much difficulties	1	131	2.9	3.2
some difficulties	2	500	11.1	14.3
normal	3	1522	33.9	48.3
good performance	4	1608	35.8	84.1
excellent performance	5	714	15.9	100.0
Total		4488	100.0	

**astray** How often did Mr/Mrs .. attention stray during the interview?

Hoe vaak dwaalde Dhr./Mevr. .. af tijdens het interview?

**adivert** Was Mr/Mrs .. attention often diverted during the interview?

Was Dhr./Mevr. .. vaak afgeleid tijdens het interview?

**aworries** Did Mr/Mrs .. worry about whether s/he was performing well?

Maakte Dhr./Mevr. .. zich zorgen of hij/zij het wel goed deed?

	<b>astray</b>			<b>adivert</b>		<b>aworries</b>	
<i>Value label</i>	<i>Value</i>	<i>Freq</i>	<i>%</i>	<i>Freq</i>	<i>%</i>	<i>Freq</i>	<i>%</i>
no answer	-1	14	.3	8	.2	15	.3
never	1	2324	51.8	3066	68.3	3896	86.8
sometimes	2	1378	30.7	1062	23.7	508	11.3
often	3	772	17.2	352	7.8	69	1.5
Total		4488	100.0	4488	100.0	4488	100.0

**aforgot** R forgot the point?

Did Mr/Mrs .. forget what the encounter was about?

Vergat Dhr./Mevr. .. waar het eigenlijk over ging?

<i>Value Label</i>	<i>Value</i>	<i>Frequency</i>	<i>%</i>	<i>Cum%</i>
no answer	-1	21	.5	.5
never	1	3668	81.7	82.2
sometimes	2	578	12.9	95.1
often	3	221	4.9	100.0
Total		4488	100.0	

**aexpress** expressing answers

How good or bad was Mr/Mrs .. at expressing his/her answers? His/her means of expressions was:

1 very poor (very limited vocabulary, great difficulty finding words)

2 poor, 3 normal, 4 good

5 excellent (extensive vocabulary, no difficulty finding words)

Hoe goed of slecht kon Dhr./Mevr. .. zijn/haar antwoorden verwoorden? Het uitdrukingsvermogen was:

1 erg slecht (zeer kleine woordenschat, grote moeite zich uit te drukken)

2 slecht, 3 normaal, 4 goed

5 uitstekend (ruime woordenschat, kon zich prima uitdrukken)

<i>Value Label</i>	<i>Value</i>	<i>Frequency</i>	<i>%</i>	<i>Cum%</i>
no answer	-1	12	.3	.3
very poor	1	84	1.9	2.1
poor	2	244	5.4	7.6
normal	3	1807	40.3	47.8
good	4	1602	35.7	83.5
excellent	5	739	16.5	100.0
Total		4488	100.0	

**aanswcat** Did Mr/Mrs .. experience difficulties with the answer categories?

Had Dhr./Mevr. .. moeite met de gebruikte antwoordcategorieën?

**aelabora** Did Mr/mrs .. tend to extensively elaborate his/her answers?

Bevatten de antwoorden van Dhr./Mevr. .. in het algemeen veel uitweidingen?

<i>Value label</i>	<i>Value</i>	<b>aanswcat</b>		<b>aelabora</b>	
		<i>Freq</i>	<i>%</i>	<i>Freq</i>	<i>%</i>
no answer	-1	36	.8	14	.3
never	1	2320	51.7	1983	44.2
sometimes	2	1492	33.2	1615	36.0
often	3	640	14.3	876	19.5
Total		4488	100.0	4488	100.0

**ainteres** interest of R in interview

How much was Mr/Mrs interested in the interview?

Hoe groot was de belangstelling van Dhr./Mevr. .. voor het interview in het algemeen?

1 zeer klein, Dhr./Mevr. .. was totaal niet geïnteresseerd

2 minder dan normale belangstelling

3 normale belangstelling

4 meer dan normale belangstelling

5 zeer groot, Dhr./Mevr. .. was erg geïnteresseerd

<i>Value Label</i>	<i>Value</i>	<i>Frequency</i>	<i>%</i>	<i>Cum%</i>
no answer	-1	21	.5	.5
limited	1	153	3.4	3.9
less than normal	2	492	11.0	14.8
normal	3	2702	60.2	75.0
more than normal	4	907	20.2	95.3
exceptional	5	213	4.7	100.0
	Total	4488	100.0	

**atire\_r** How tiring (fatiguing) do you think the interview was for Mr/Mrs ..?  
Hoe vermoeiend was volgens u het interview voor Dhr./Mevr. ..?

**atire\_i** How tiring (fatiguing) was the interview with Mr/Mrs .. for you?  
Hoe vermoeiend was het interview met Dhr./Mevr. .. voor Uzelf?

1 totaal niet vermoeiend, 2 niet vermoeiend, 3 een beetje vermoeiend,  
4 vermoeiend, 5 heel vermoeiend

	<b>atire_r</b>			<b>atire_i</b>	
<i>Value label</i>	<i>Value</i>	<i>Freq</i>	<i>%</i>	<i>Freq</i>	<i>%</i>
no answer	-1	12	.3	8	.2
not at all	1	1187	26.4	961	21.4
not	2	2029	45.2	2129	47.4
a little	3	897	20.0	939	20.9
tiring	4	276	6.1	331	7.4
very tiring	5	87	1.9	120	2.7
	Total	4488	100.0	4488	100.0

**asuspicious** R suspicious?

Was Mr/Mrs .. somewhat suspicious about the interview before it took place?

Was Dhr./Mevr. .. enigszins achterdochtig over het onderzoek voordat het interview plaats vond?

<i>Value Label</i>	<i>Value</i>	<i>Frequency</i>	<i>%</i>	<i>Cum%</i>
no answer	-1	12	.3	.3
no	1	3749	83.5	83.8
yes, somewhat	2	606	13.5	97.3
yes, very	3	121	2.7	100.0
	Total	4488	100.0	

**ahonest** R honest?

Do you feel Mr/Mrs .. answers are honest?

Heeft naar uw indruk Dhr./Mevr. .. eerlijk geantwoord?

1 no

1 Nee

2 yes most, but some were flattered

2 Ja, voor het grootste deel, maar soms werd het mooier voorgesteld

3 yes, all answers were honest

3 Ja, altijd

<i>Value Label</i>	<i>Value</i>	<i>Frequency</i>	<i>%</i>	<i>Cum%</i>
no answer	-1	26	.6	.6
no	1	109	2.4	3.0
yes, most	2	642	14.3	17.3
yes, all	3	3711	82.7	100.0
	Total	4488	100.0	

**adurat** length of interview

How was the duration of the interview for Mr/Mrs ..?

Hoe was de duur van het interview met Dhr./Mevr. ..?

1 Het was duidelijk veel te lang

- 2 Het duurde iets te lang  
 3 De duur was precies goed  
 4 Het had nog langer gekund

Value Label	Value	Frequency	%	Cum%
no answer	-1	25	.6	.6
clearly too long	1	257	5.7	6.3
somewhat too long	2	1022	22.8	29.1
alright	3	2476	55.2	84.2
longer was possible	4	708	15.8	100.0
Total		4488	100.0	

#### **atoolong** questions of R about length interview

During the interview, did Mr/Mrs ask how long it would still take? When during the interview did Mr/Mrs .. ask how long it would take, during what questions?

Vroeg Dhr./Mevr. .. gedurende het interview hoe lang het nog zou duren? Op welke momenten tijdens het interview vroeg Dhr./Mevr. .. hoe lang het nog zou duren, tijdens welke vragen?

Value Label	Value	Frequency	%	Cum%
no answer	-1	11	.2	.2
no	1	4054	90.3	90.6
yes, sometimes	2	361	8.0	98.6
yes, several times	3	62	1.4	100.0
Total		4488	100.0	

#### *Information stored in database LSNa081.dbf.*

The next questions inquire into your impressions about Mr/Mrs .. physical and mental functional capacities. Nine-point scales are used for the answers. We are interested in your general impression, in addition to the information about his/her capacities that was collected during the interview.

In de volgende vragen wordt U steeds gevraagd Uw indruk over het geestelijk en lichamelijk functioneren van Dhr./Mevr. .. in een getal van 1 tot en met 9 weer te geven. Het gaat hierbij om Uw algemene indruk, aanvullend op de informatie over het functioneren van Dhr./Mevr. .. die in het interview is verzameld.

#### **amobilit** How good was Mr/Mrs .. genral mobility?

Hoe was de algemene mobiliteit van Dhr./Mevr. ..?

1	2	3	4	5	6	7	8	9
+-----+-----+-----+-----+-----+-----+-----+-----+								
zeer slecht						zeer goed		

#### **amemo\_2** How good in general was Mr/Mrs .. memory?

Hoe functioneerde het geheugen van Dhr./Mevr. ..., in het algemeen?

#### **avision** How good in general was Mr/Mrs .. sight?

Hoe was het gezichtsvermogen van Dhr./Mevr. ..., in het algemeen?

	<b>amobilit</b>			<b>amemo_2</b>		<b>avision</b>	
Value label	Value	Freq	%	Freq	%	Freq	%
no answer	-1	9	.2	10	.2	7	.2
very poor	1	60	1.3	31	.7	39	.9
<interrupted>							
very good	9	744	16.6	495	11.0	285	6.4
Total		4488	100.0	4488	100.0	4488	100.0

- ahearing** How good in general was Mr/Mrs .. hearing?  
Hoe was het gehoor van Dhr./Mevr. .., in het algemeen?
- aconcent** How good in general was Mr/Mrs .. ability to concentrate?  
Hoe was het concentratie vermogen van Dhr./Mevr. .., in het algemeen?
- ahealt\_e** What was your impression of the general health of Mr/Mrs ..?  
Wat was uw indruk van de algemene gezondheid van Dhr./Mevr. ..?

	<b>ahearing</b>			<b>aconcent</b>		<b>ahealt_e</b>	
<i>Value label</i>	<i>Value</i>	<i>Freq</i>	<i>%</i>	<i>Freq</i>	<i>%</i>	<i>Freq</i>	<i>%</i>
no answer	-1	6	.1	7	.2	7	.2
very poor <interrupted>	1	24	.5	27	.6	15	.3
very good	9	407	9.1	444	9.9	435	9.7
		-----	-----	-----	-----	-----	-----
	Total	4488	100.0	4488	100.0	4488	100.0

**ahandic** physical disabilities R

Did Mr/Mrs .. have clearly observable mental and/or physical handicaps? Please describe these as closely as possible.

Had Dhr./Mevr. .. duidelijk aanwezige lichamelijke en/of geestelijke handicaps? Wilt u de lichamelijke en/of geestelijke handicaps van Dhr./Mevr. .. zo goed mogelijk omschrijven?

<i>Value Label</i>	<i>Value</i>	<i>Frequency</i>	<i>%</i>	<i>Cum%</i>
no answer	-1	6	.1	.1
no	1	3460	77.1	77.2
yes	2	1022	22.8	100.0
		-----	-----	
	Total	4488	100.0	

*Information stored in database LSNa081.dbf.*

# LSNa091

N: 225

Data about: basic demographics respondent

Data source: proxy interview

Other files about same topic: LSNa008, LSNa010, LSNa063, LSNa221, LSNa222, LSNa215 and others

Questionnaire: interview by phone

Selection of respondents: health as reason for refusal cooperation face to face interview

Identification variable: RESPNR

*In the event that the sample member was physically or mentally unable to be interviewed, efforts were undertaken to obtain limited background information from a proxy (who was either a household member, a family member, a neighbor, a close friend or a staff member from the institution where the sample member was residing). The names and addresses of the proxies were obtained by the interviewers. Proxy interviews were conducted on the telephone.*

**sex** sex respondent

Value Label	Value	Frequency	%	Cum%
male	1	105	46.7	46.7
female	2	120	53.3	100.0
Total		225	100.0	

**bdate** birthdate R <register>

Value Label	Value	Frequency	%	Cum%
<interrupted>	30123	1	.4	.4
	360709	1	.4	100.0
Total		225	100.0	

**aage** age R <July 1, 1992>

Value Label	Value	Frequency	%	Cum%
<interrupted>	55.98	1	.4	.4
	89.44	1	.4	100.0
Total		225	100.0	

**aproxy** relationship of proxy with R

According to the information which I obtained from the interviewer, you are the .. of mr/mrs..?  
Is that correct? If not, then what is your relationship to mr/mrs ..?

Uit de informatie die ik van de interviewer heb ontvangen, blijkt dat u de .. van mijnheer / mevrouw .. bent. Klopt dat? Zo niet, wat is dan wel uw relatie tot mijnheer/mevrouw ..?

Value Label	Value	Frequency	%	Cum%
partner	1	64	28.4	28.4
brother	4	3	1.3	29.8
sister	5	3	1.3	31.1
<interrupted>				
other	22	5	2.2	100.0
Total		225	100.0	

**amarst** marital status

Is mr/mrs .. unmarried, married, divorced or widowed?

Is mijnheer/mevrouw .. ongehuwd, gehuwd, gescheiden of weduwe/weduwnaar?

<i>Value Label</i>	<i>Value</i>	<i>Frequency</i>	<i>%</i>	<i>Cum%</i>
unknown	-1	3	1.3	1.3
unmarried	1	22	9.8	11.1
married	2	86	38.2	49.3
divorced	3	2	.9	50.2
widowed	4	112	49.8	100.0
	Total	225	100.0	

**amarst\_a** marriage/divorce/widowhood at age R

In what year did mr/mrs .. marry/divorce/become a widow(er)?

In welk jaar is mijnheer/mevrouw .. gehuwd/gescheiden/weduwe(naar) geworden?

<i>Value Label</i>	<i>Value</i>	<i>Frequency</i>	<i>%</i>	<i>Cum%</i>
invalid year	-3.00	1	.4	.4
unmarried	-2.00	22	9.8	10.2
no answer	-1.00	26	11.6	21.8
	13.14	1	.4	22.2
	19.86	1	.4	22.7
<interrupted>	87.04	1	.4	100.0
	Total	225	100.0	

**apartst** partner status

Did (does) mr/mrs .. have a partner with whom s/he shared (shares) living quarters?

Had (heeft) mijnheer/mevrouw .. een partner met wie hij/zij ongehuwd samenwoonde (samenwoont)?

<i>Value Label</i>	<i>Value</i>	<i>Frequency</i>	<i>%</i>	<i>Cum%</i>
no partner	0	135	60.0	60.0
married	1	88	39.1	99.1
partner	2	2	.9	100.0
	Total	225	100.0	

**aparts\_a** start liv together with partner <age R>

In what year did mr/mrs .. start sharing living quarters with his/her partner?

In welk jaar is mijnheer/mevrouw .. met zijn/haar partner ongehuwd gaan samenwonen?

<i>Value Label</i>	<i>Value</i>	<i>Frequency</i>	<i>%</i>	<i>Cum%</i>
no partner/married	-2.00	223	99.1	99.1
no answer	-1.00	1	.4	99.6
	33.69	1	.4	100.0
	Total	225	100.0	

**abroold** # older brothers still alive

How many older brothers, who are still alive, does s/he have?

Hoeveel oudere broers, die nog in leven zijn, heeft hij/zij?

**abroyou** # younger brothers still alive

How many younger brothers, who are still alive, does s/he have?

Hoeveel jongere broers, die nog in leven zijn, heeft hij/zij?

**abroaliv** # brothers

<i>Value label</i>	<i>Value</i>	<b>abroold</b>		<b>abroyou</b>		<b>abroaliv</b>	
		<i>Freq</i>	<i>%</i>	<i>Freq</i>	<i>%</i>	<i>Freq</i>	<i>%</i>
no answer	-1	21	9.3	20	8.9	21	9.3
	0	171	76.0	134	59.6	117	52.0
<interrupted>	6					1	.4

---

Total	225	100.0	225	100.0	225	100.0
-------	-----	-------	-----	-------	-----	-------

---

**asisold** # older sisters still alive

How many older sisters, who are still alive, does s/he have?

Hoeveel oudere zusters, die nog in leven zijn, heeft hij/zij?

**asisyou** # younger sisters still alive

How many younger sisters, who are still alive, does s/he have?

Hoeveel jongere zuster, die nog in leven zijn, heeft hij/zij?

**asisaliv** # sisters

	<b>asisold</b>			<b>asisyou</b>		<b>asisaliv</b>	
<i>Value label</i>	<i>Value</i>	<i>Freq</i>	<i>%</i>	<i>Freq</i>	<i>%</i>	<i>Freq</i>	<i>%</i>
no answer	-1	20	8.9	17	7.6	20	8.9
	0	150	66.7	114	50.7	84	37.3
<interrupted>	10	1	.4			1	.4
Total		225	100.0	225	100.0	225	100.0

---

**ansons** # sons still alive

How many sons, who are still alive, does s/he have?

Hoeveel zonen, die nog in leven zijn, heeft hij/zij?

**andaugh** # daughters still alive

How many daughters, who are still alive, does s/he have?

Hoeveel dochters, die nog in leven zijn, heeft hij/zij?

**anchild** # children

	<b>ansons</b>			<b>andaugh</b>		<b>anchild</b>	
<i>Value label</i>	<i>Value</i>	<i>Freq</i>	<i>%</i>	<i>Freq</i>	<i>%</i>	<i>Freq</i>	<i>%</i>
no answer	-1	2	.9	4	1.8	4	1.8
	0	72	32.0	70	31.1	36	16.0
<interrupted>	15					1	.4
Total		225	100.0	225	100.0	225	100.0

---

**aeducat** level attained education

What is the highest level of education that s/he completed (i.e. received a diploma)?

Wat is de hoogste opleiding die hij/zij met een diploma heeft afgerond?

<i>Value Label</i>	<i>Value</i>	<i>Frequency</i>	<i>%</i>	<i>Cum%</i>
no answer	-1	18	8.0	8.0
less than elementary	1	19	8.4	16.4
elementary education	2	138	61.3	77.8
lower vocational edu	3	22	9.8	87.6
general intermediate	4	9	4.0	91.6
intermediate vocatio	5	9	4.0	95.6
general secondary ed	6	3	1.3	96.9
higher vocational ed	7	3	1.3	98.2
college education	8	3	1.3	99.6
university education	9	1	.4	100.0
Total		225	100.0	

---



**aemplen** end employment at age R

Did mr/mrs .. ever have a job, and if so, in what year did s/he leave the laborforce?  
 Heeft mijnheer/mevrouw gewerkt, en zo ja, in welk jaar beëindigde hij/zij zijn/haar laatste betaalde baan?

<i>Value Label</i>	<i>Value</i>	<i>Frequency</i>	<i>%</i>	<i>Cum%</i>
never employed	-2.00	64	28.4	28.4
no answer	-1.00	21	9.3	37.8
	19.36	1	.4	38.2
<interrupted>				
	79.36	1	.4	100.0
Total		225	100.0	

**ares\_in** institutionalized at age R

Since what year has mr/mrs .. been living in an institution?  
 In welk jaar is mijnheer/mevrouw .. opgenomen in het verzorgingshuis / verpleegtehuis / psychiatrische inrichting?

<i>Value Label</i>	<i>Value</i>	<i>Frequency</i>	<i>%</i>	<i>Cum%</i>
never institutionalized	-2.00	80	35.6	35.6
no answer	-1.00	19	8.4	44.0
	20.78	1	.4	44.4
<interrupted>				
	88.75	1	.4	100.0
Total		225	100.0	

**acomplai** type of complaints

We understand that it was not possible to conduct an interview with mr/mrs .. for health reasons.  
 What kind of health problems does s/he have?  
 Bekend is dat een vraaggesprek met mijnheer/mevrouw .. niet mogelijk was vanwege zijn/haar gezondheid. Kunt u zeggen wat voor klachten hij/zij heeft? Zijn dit lichamelijke klachten, psychische klachten of beide?

<i>Value Label</i>	<i>Value</i>	<i>Frequency</i>	<i>%</i>	<i>Cum%</i>
no answer	-1	14	6.2	6.2
physical	1	82	36.4	42.7
mental	2	97	43.1	85.8
physical+mental	3	32	14.2	100.0
Total		225	100.0	

**aimprove** # weeks improvement expected

Is improvement expected? If so, within how many weeks?  
 Verwacht u verbetering in zijn/haar toestand? Indien ja, binnen hoeveel weken?

<i>Value Label</i>	<i>Value</i>	<i>Frequency</i>	<i>%</i>	<i>Cum%</i>
expected: no answer	-3	19	8.4	8.4
impro not expected	-2	181	80.4	88.9
weeks: no answer	-1	19	8.4	97.3
within 4 weeks	4	2	.9	98.2
	12	1	.4	98.7
	16	1	.4	99.1
	24	1	.4	99.6
within 48 weeks	48	1	.4	100.0
Total		225	100.0	

**acaregiv** relationship R-caregiver

Who is the most important caregiver?

Wie is de belangrijkste verzorg(st)er?

<i>Value Label</i>	<i>Value</i>	<i>Frequency</i>	<i>%</i>	<i>Cum%</i>
ctcpers=caregiver	-2	156	69.3	69.3
no answer	-1	11	4.9	74.2
partner	1	13	5.8	80.0
son	2	11	4.9	84.9
daughter	3	14	6.2	91.1
daughter in law	5	3	1.3	92.4
brother	6	2	.9	93.3
sister	7	1	.4	93.8
granddaughter	11	1	.4	94.2
neighbor, female	15	1	.4	94.7
other	16	12	5.3	100.0
	<b>Total</b>	225	100.0	

## LSNa092

N: 655

Data about: loneliness (UCLA-scale)

Data source: Respondent face to face interview (written questionnaire only)

Other files about same topic: LSNa073

Questionnaire: written questionnaire

Selection of respondents: interviewed in January and February, partly

Identification variable: RESPNR

*Items selected from the University of California at Los Angeles (UCLA) loneliness scale (Russell, Peplau, & Cutrona, 1980), on the basis of psychometric properties in a Dutch survey (De Jong Gierveld & Van Tilburg, 1991, 1992). Items were asked in the sequence: auc5 auc11 auc12 auc14 auc16 auc19 auc20 auc2 auc4.*

**auc2** I lack companionship.

Ik mis gezelschap.

**auc4** I feel alone.

Ik voel me alleen.

**auc5** I feel part of a group of friends.

Ik voel dat ik deel uitmaak van een groep vrienden.

<i>Value label</i>	<i>Value</i>	<b>auc2</b>		<b>auc4</b>		<b>auc5</b>	
		<i>Freq</i>	<i>%</i>	<i>Freq</i>	<i>%</i>	<i>Freq</i>	<i>%</i>
no answer	-1	28	4.3	24	3.7	33	5.0
no	1	510	77.9	553	84.4	111	16.9
more-or-less	2	72	11.0	55	8.4	154	23.5
yes	3	45	6.9	23	3.5	357	54.5
	<b>Total</b>	655	100.0	655	100.0	655	100.0

**auc11** I feel left out.

Ik voel me buitengesloten.

**auc12** My social relationships are superficial.

Mijn sociale contacten zijn oppervlakkig.

**auc14** I feel isolated from others.

Ik voel me van anderen geïsoleerd.

Value label	Value	auc11		auc12		auc14	
		Freq	%	Freq	%	Freq	%
no answer	-1	13	2.0	46	7.0	12	1.8
no	1	599	91.5	299	45.6	579	88.4
more-or-less	2	32	4.9	210	32.1	51	7.8
yes	3	11	1.7	100	15.3	13	2.0
		-----	-----	-----	-----	-----	-----
	Total	655	100.0	655	100.0	655	100.0

**auc16** There are people who really understand me.

Er zijn mensen die me echt begrijpen.

**auc19** There are people I can talk to.

Er zijn mensen met wie ik kan praten.

**auc20** There are people I can turn to.

Er zijn mensen bij wie ik terecht kan.

Value label	Value	auc16		auc19		auc20	
		Freq	%	Freq	%	Freq	%
no answer	-1	28	4.3	19	2.9	37	5.6
no	1	20	3.1	16	2.4	24	3.7
more-or-less	2	147	22.4	94	14.4	76	11.6
yes	3	460	70.2	526	80.3	518	79.1
		-----	-----	-----	-----	-----	-----
	Total	655	100.0	655	100.0	655	100.0

## LSNa292

N: 604

Data about: loneliness (UCLA-scale)

Data source: System

Other files about same topic: LSNa092, LSNa073, LSNa273

Selection of respondents: valid data on items

Identification variable: RESPNR

**auc** loneliness <UCLA>

Computation of this variable from original variables:

```
count mis= auc2 auc4 auc5 auc11 auc12 auc14 auc16 auc19 auc20 (-1).
select if (mis<2).
recode auc5 auc16 auc19 auc20 (3=1) (2=2) (1=3).
* missing values are replaced by the mean of the valid values.
compute auc = auc2+auc4+auc5+auc11+auc12+auc14+auc16+auc19+auc20.
format auc (f4.1).
```

Psychometric properties: Loewingers H= .35, Reliability  $\rho$ = .76

<i>Value Label</i>	<i>Value</i>	<i>Frequency</i>	<i>%</i>	<i>Cum%</i>
no loneliness	9.0	147	24.3	24.3
	9.2	3	.5	24.8
<interrupted>	26.0	1	.2	100.0
Total		604	100.0	

## LSNa093

N: 141,626

Data about: date, start and duration of the sections of the interview

Data source: System

Other files about same topic: LSNa008

Identification variable: RESPNR in combination with AQ and AREMARK

**aq** section of questionnaire

<i>Value Label</i>	<i>Value</i>	<i>Frequency</i>	<i>%</i>	<i>Cum%</i>
i1 lsna008	1	4498	3.2	3.2
<interrupted>				
en lsna080	37	8768	6.2	100.0
Total		141626	100.0	

**aidate** date interview <yymmdd>

<i>Value Label</i>	<i>Value</i>	<i>Frequency</i>	<i>%</i>	<i>Cum%</i>
january 6, 1992	920106	175	.1	.1
<interrupted>				
december 16, 1992	921216	31	.0	100.0
Total		141626	100.0	

**aibegin** start interview <hour,winter time>

<i>Value Label</i>	<i>Value</i>	<i>Frequency</i>	<i>%</i>	<i>Cum%</i>
6.59 am winter time	6.95	2	.0	.0
<interrupted>				
11.49 pm winter time	23.82	1	.0	100.0
Total		141626	100.0	

**aremark** status of record

<i>Value Label</i>	<i>Value</i>	<i>Frequency</i>	<i>%</i>	<i>Cum%</i>
normal part	0	125379	88.5	88.5
start interview	1	5446	3.8	92.4
end interview	2	5348	3.8	96.1
added Q (other date)	4	7	.0	96.2
break>9min	6	898	.6	96.8
interrupt (oth day)	7	54	.0	96.8
terminated	8	110	.1	96.9
finished	9	4384	3.1	100.0
Total		141626	100.0	

**atimeq** duration of the section of the questionnaire<minutes>

<i>Value Label</i>	<i>Value</i>	<i>Frequency</i>	<i>%</i>	<i>Cum%</i>
case added	-2	4547	3.2	3.2
0-0.49 min	0	24788	17.5	20.7
0.50-1.48 min	1	29873	21.1	41.8
<interrupted>				
	548	1	.0	100.0
Total		141626	100.0	

**atimecum** interview cumulative <minutes> at the start of the section of the questionnaire

<i>Value Label</i>	<i>Value</i>	<i>Frequency</i>	<i>%</i>	<i>Cum%</i>
case added	-2	7	.0	.0
0-0.49 min	0	6916	4.9	4.9
0.50-1.48 min	1	1359	1.0	5.8
<interrupted>				
	2	415	.3	6.1
	694	1	.0	100.0
Total		141626	100.0	

## LSNa094

N: 405

Data about: judgement of interviewers by management

Data Source: System

Identification variable: AITERNR in combination with A094REC (sequence number)

*During the interview period as well as after the training was over, the interviewers were evaluated regularly. A standard evaluation form was used, which had two purposes. Firstly, the form structured the evaluation process, provided uniform criteria for the quality check and indicated points of attention in the feedback to individual interviewers. Secondly, data were gathered for the explanation and correction of possible interview effects on the data quality and non-response. In literature on interview effects, "process variables" have recently come to be emphasized in addition to the traditional personal variables such as sex, age, education and experience.*

*After each training period was over, the evaluation form was filled in for each interviewer by the trainer and co-trainer. This was a global evaluation based on how the interviewer functioned in the training, particularly in the role play. Since it was a retrospective evaluation, many of the trainers and co-trainers confined themselves to a global evaluation and often skipped the more detailed evaluation questions. The interviewers' evaluations thus contain quite a few missing data.*

*During the gathering of the data itself, the evaluation forms were filled in by the regional supervisors. The interviewers sent in tapes with their completed interviews. The supervisors were able to make detailed evaluations of the interviewers' behaviour on the basis of the recordings. While the data were being gathered, interviewers had repeated contact by telephone with their supervisors, and received feedback about their interview behaviour. For most of the interviewers, at least two evaluation forms were filled in while the data was being gathered, one immediately at the beginning of the interview period and one at the end of the interview period. For a number of interviewers, for example those who interviewed throughout two or more periods, more than one evaluation form was filled in. Thus the number of evaluations differed from one interviewer to the next.*

### **aiejudge** judge

Value Label	Value	Frequency	%	Cum%
	1	110	27.2	27.2
<interrupted>	9	10	2.5	100.0
	Total	405	100.0	

### **aietime** time judgement

Value Label	Value	Frequency	%	Cum%
training	1	135	33.3	33.3
data collection	2	270	66.7	100.0
	Total	405	100.0	

### **aieetrain** period training

Value Label	Value	Frequency	%	Cum%
during interviewing	-1	270	66.7	66.7
1st training(Dec 91)	1	62	15.3	82.0
2nd training(Feb 92)	2	47	11.6	93.6
3rd training(Mar 92)	3	26	6.4	100.0
	Total	405	100.0	

**aiedata** # weeks interviewed

<i>Value Label</i>	<i>Value</i>	<i>Frequency</i>	<i>%</i>	<i>Cum%</i>
missing	-1	135	33.3	33.3
	1	6	1.5	34.8
<interrupted>	26	2	.5	100.0
	Total	405	100.0	

**aiegloba** Please indicate with a grade from 1 to 10 the performance of the particular interviewer.

Wilt U met een schoolcijfer van 1 tot 10 aangeven hoe U vindt dat de betreffende interviewer functioneert?

<i>Value Label</i>	<i>Value</i>	<i>Frequency</i>	<i>%</i>	<i>Cum%</i>
missing	-1.00	12	3.0	3.0
very poor	4.00	3	.7	3.7
<interrupted>	9.00	28	6.9	100.0
	Total	405	100.0	

**aieextr** Extrovert (gregarious, talks easily to strangers, energetic, socially active)  
Extravert (spraakzaam, gemakkelijk kennissen makend, energiek, sociaal actief)

total not 1---2---3---4---5---6---7---8---9 total yes  
totaal niet 1---2---3---4---5---6---7---8---9 totaal wel

<i>Value Label</i>	<i>Value</i>	<i>Frequency</i>	<i>%</i>	<i>Cum%</i>
<interrupted>	3	1	.2	.2
extrovert	9	18	4.4	100.0
	Total	405	100.0	

**aiefrien** Nice (friendly, pleasant, cooperative, trusting of others)

Vriendelijk (hartelijk, prettig in de omgang, coöperatief, vertrouwen in anderen hebbend).

<i>Value Label</i>	<i>Value</i>	<i>Frequency</i>	<i>%</i>	<i>Cum%</i>
<interrupted>	4	2	.5	.5
friendly	9	19	4.7	100.0
	Total	405	100.0	

**aiecons** Conscientious (meticulous, neat, responsible)  
Gewetensvol (nauwgezet, netjes, verantwoordelijk)

<i>Value Label</i>	<i>Value</i>	<i>Frequency</i>	<i>%</i>	<i>Cum%</i>
missing	-1	1	.2	.2
	4	3	.7	1.0
<interrupted>				
conscientious	9	27	6.7	100.0
Total		405	100.0	

**aiesocc** Socially confident (not fearful of difficult social situations)  
Sociaal zeker (weinig angst voor moeilijke sociale situaties)

<i>Value Label</i>	<i>Value</i>	<i>Frequency</i>	<i>%</i>	<i>Cum%</i>
missing	-1	1	.2	.2
	3	1	.2	.5
<interrupted>				
socially confident	9	18	4.4	100.0
Total		405	100.0	

**aiecut** Can cut (good at ending unpleasant situations)  
Kappen (het goed kunnen beëindigen van een onaangename situatie)

<i>Value Label</i>	<i>Value</i>	<i>Frequency</i>	<i>%</i>	<i>Cum%</i>
missing	-1	5	1.2	1.2
can not cut	1	1	.2	1.5
<interrupted>				
can cut	9	10	2.5	100.0
Total		405	100.0	

**aieread** Reads questions exactly as they are worded  
Leest vragen precies zoals verwoord staat

1	deviations occur extremely frequently	1	erg vaak afwijkingen
2	deviations occur regularly	2	regelmatige afwijkingen
3	some questions are incorrect	3	enkele vragen incorrect
4	all the questions are correct	4	alle vragen correct

<i>Value Label</i>	<i>Value</i>	<i>Frequency</i>	<i>%</i>	<i>Cum%</i>
missing	-1	92	22.7	22.7
many deviations	1	4	1.0	23.7
deviations	2	10	2.5	26.2
some incorrect	3	83	20.5	46.7
all Qs correct	4	216	53.3	100.0
Total		405	100.0	

**aierepe** repeating questions / herhalen vragen

1	unsatisfactory: generally does not repeat when necessary	1	faalt: i.h.a. niet wanneer nodig
2	regularly repeats incompletely	2	regelmatig onvolledig
3	often repeats unnecessarily	3	vaak onnodig
4	repeats entire question when necessary	4	volledige vraag wanneer nodig



<i>Value Label</i>	<i>Value</i>	<i>Frequency</i>	<i>%</i>	<i>Cum%</i>
missing	-1	106	26.2	26.2
unsatisfactory	1	2	.5	26.7
regularly incompletely	2	31	7.7	34.3
often unnecessarily	3	4	1.0	35.3
entire Q when necessary	4	262	64.7	100.0
Total		405	100.0	

**aiexpl** explaining the questions / verduidelijken van de vragen

1	unsatisfactory: generally fails to do so when necessary	1	faalt: doorgaans niet wanneer nodig
2	regularly does this erroneously, e.g. suggestively	2	regelmatig fout, bijvoorbeeld suggestief
3	often does this unnecessarily	3	vaak onnodig
4	generally does this correctly	4	i.h.a. correct

<i>Value Label</i>	<i>Value</i>	<i>Frequency</i>	<i>%</i>	<i>Cum%</i>
missing	-1	105	25.9	25.9
unsatisfactory	1	3	.7	26.7
erroneously	2	20	4.9	31.6
unnecessarily	3	4	1.0	32.6
correctly	4	273	67.4	100.0
Total		405	100.0	

**aieprobe** probes

Way of asking questions: probes in a correct, non-suggestive and non-directive manner	Wijze van doorvragen: vraagt op een correcte, niet suggestieve en non-directieve manier door
1 unsatisfactory: generally does not probe when necessary	1 faalt: vraagt i.h.a. niet door wanneer nodig
2 makes errors regularly	2 maakt regelmatig fouten
3 a few errors, e.g. suggestive	3 enkele fout, bijvoorbeeld suggestief
4 frequently unnecessary	4 vaak onnodig
5 always correct	5 altijd correct

<i>Value Label</i>	<i>Value</i>	<i>Frequency</i>	<i>%</i>	<i>Cum%</i>
missing	-1	103	25.4	25.4
unsatisfactory	1	8	2.0	27.4
errors regularly	2	20	4.9	32.3
few errors	3	159	39.3	71.6
freq unnecessary	4	1	.2	71.9
always correct	5	114	28.1	100.0
Total		405	100.0	

**aifeedb** Provision of feedback to respondent / Geven van feedback aan respondent

1 regularly neglects to do so	1 laat regelmatig na
2 gives wrong feedback, e.g. inappropriate, personal opinion	2 geeft verkeerde feedback, bijvoorbeeld ongepast, persoonlijke mening
3 gives correct feedback	3 geeft correcte feedback

Value Label	Value	Frequency	%	Cum%
missing	-1	107	26.4	26.4
no feedback	1	15	3.7	30.1
wrong feedback	2	12	3.0	33.1
correct feedback	3	271	66.9	100.0
Total		405	100.0	

**aietempo** tempo of interviewing

Tempo: 1 reads too quickly, rushes; 2 reads too slowly; 3 correct

Tempo: 1 leest te snel, jakkert; 2 te traag; 3 correct

Value Label	Value	Frequency	%	Cum%
missing	-1	97	24.0	24.0
too quikly	1	13	3.2	27.2
too slowly	2	9	2.2	29.4
correct tempo	3	286	70.6	100.0
Total		405	100.0	

**aietone** tone in general / toon over het algemeen

1	speaks unclearly	1	spreekt onduidelijk
2	rather unnatural tone, e.g. like a schoolchild reciting	2	nogal onnatuurlijk, bijvoorbeeld voorlees-toontje
3	poses questions in a natural tone	3	stelt vragen op natuurlijke toon

Value Label	Value	Frequency	%	Cum%
missing	-1	94	23.2	23.2
unclearly	1	7	1.7	24.9
unnatural	2	16	4.0	28.9
natural	3	288	71.1	100.0
Total		405	100.0	

## LSNa095

N: 13,438

Data about: Geographic and financial data based on postal code

Data Source: System (public and commercial databases)

Selection of respondents: interviewed, refusals, ill R's, etcetera

Identification variable: RESPNR

*The data in this file come from public and commercial databases. The variables acover to asocsec are from the "Quarter and Neighborhood Register 1993" (Wijk- en buurtregister 1993, WBRJ93) composed by the Netherlands Central Bureau of Statistics. The data for this register have been taken from address registers, topographical maps and from the Regional Income Statistics (NCBS, 1989). For each neighborhood, the postal code (with four digits, without the alphanumeric extension) served as the variable to match the data with the respondents of the LSN-study. If there were more postal codes in a neighborhood, the postal code with the largest number of addresses was taken (see variable acover). If there were more neighborhoods with the same postal code, the neighborhood with (in sequence) the greatest coverage and the largest population was chosen, giving the best chance that a LSN-respondent lives in that particular neighborhood. If none of the neighborhoods was characterized by one of the postal codes, the match was made on the first three digits of the postal code.*

**acover** % addresses in neighborhood with this postal code

Value Label	Value	Frequency	%	Cum%
no postal code	-2	1	.0	.0
no NCBS-data	-1	245	1.8	1.8
>90%	1	12107	90.1	91.9
81-90%	2	438	3.3	95.2
71-80%	3	156	1.2	96.3
61-70%	4	260	1.9	98.3
51-60%	5	183	1.4	99.6
<51%	6	48	.4	100.0
Total		13438	100.0	

**axcoord** x coordinate neighborhood

*The X en Y coordinates are based on a triangle measurement and are in units of 100 meter. The range for the X coordinate is from 137 (Sluis) to 2764 (Vlagtwedde), and for Y from 3090 (Wittem) to 6107 (Schiermonnikoog). For each neighborhood the centre is given.*

Value Label	Value	Frequency	%	Cum%
no postal code	-2	1	.0	.0
no NCBS-data	-1	1	.0	.0
<interrupted>	1147	132	1.0	1.0
<interrupted>	2350	82	.6	100.0
Total		13438	100.0	

**aycoord** y coordinate neighborhood

Value Label	Value	Frequency	%	Cum%
no postal code	-2	1	.0	.0
no NCBS-data	-1	1	.0	.0
<interrupted>	4016	525	3.9	3.9
<interrupted>	5176	1001	7.4	100.0
Total		13438	100.0	

**adistan** distance to center of municipality (in kilometers)

Value Label	Value	Frequency	%	Cum%
no postal code	-2.0	1	.0	.0
no NCBS-data	-1.0	1	.0	.0
<interrupted>	.0	556	4.1	4.2
<interrupted>	10.0	197	1.5	100.0
Total		13438	100.0	

**adensity** # inhabitants per square kilometer

Value Label	Value	Frequency	%	Cum%
no postal code	-2	1	.0	.0
no NCBS-data	-1	1	.0	.0
<interrupted>	0	301	2.2	2.3
<interrupted>	43800	108	.8	100.0
Total		13438	100.0	

**aaddrden** # addresses per square kilometer

Value Label	Value	Frequency	%	Cum%
no postal code	-2	1	.0	.0
no NCBS-data	-1	1	.0	.0
<interrupted>				
	10697	34	.3	100.0
Total		13438	100.0	

**aurban** level of urbanization

*The mean number of addresses per squared kilometer within a circle with a radius of one kilometer (Den Dulk, Van de Stadt & Vliegen, 1992). The aim is to measure the concentration of human activities.*

Value Label	Value	Frequency	%	Cum%
no postal code	-2	1	.0	.0
no NCBS-data	-1	1	.0	.0
not (<500)	1	3103	23.1	23.1
little (500-1000)	2	2476	18.4	41.5
somewhat (1000-1500)	3	2846	21.2	62.7
highly (1500-2500)	4	2035	15.1	77.9
very highly (>2500)	5	2976	22.1	100.0
Total		13438	100.0	

*For the next variables, aage1524 through asocsec, the NCBS-data were not available for all neighborhoods; missing data were found in particular for neighborhoods with a very small population. Therefore, we followed a procedure to minimize the number of missing data. If there were more neighborhoods with the same postal code, the average of the (valid) values was assigned to the postal code. Second, if still data were missing, the data of the quarter (a collection of neighborhoods) were taken. Third, if still data were missing, the data of the municipality were taken. The remaining respondents with missing values are all living in areas with a very low density.*

**aage1524** % neighborhood age 15 through 24 (denominator 15+ population)

Value Label	Value	Frequency	%	Cum%
no postal code	-2	1	.0	.0
no NCBS-data	-1	12	.1	.1
<interrupted>				
	32	12	.1	100.0
Total		13438	100.0	

**aage2544** % neighborhood age 25 through 44 (denominator 15+ population)**aage4564** % neighborhood age 45 through 64 (denominator 15+ population)**aage65** % neighborhood age 65 and over**aincmean** mean income in neighborhood (\*1000 df)

The mean disposable income of individuals with income in all 52 weeks of a year.

Value Label	Value	Frequency	%	Cum%
no postal code	-2	1	.0	.0
no NCBS-data	-1	12	.1	.1
<interrupted>				
	37	63	.5	100.0
Total		13438	100.0	

**ainclow** % neighborhood with disposable income <19000 df

40% of the individuals with an income < f 19,000.

**ainchigh** % neighborhood with disposable income >32600 df  
20% of the individuals with an income > f 32,600.

**asocsec** % of people (15-64 year old) in neighborhood on social security payments

Social security payments include payments to unemployed and disabled people and payments to people with an income of their own lower than about f 1,100 (Welfare, social minimum; "Bijstand").

Value Label	Value	Frequency	%	Cum%
no postal code	-2	1	.0	.0
no NCBS-data	-1	12	.1	.1
<interrupted>				
	45	40	.3	100.0
Total		13438	100.0	

The next variables, *afinstat* to *aincompc*, provide information on the financial status of the respondents. The information was made available by Geo-Marktprofiel BV, Weesp. The information is based on several households with the same postal code (with four digits and the alphanumeric extension, format NNNN AA) and is therefore not to be equated with the financial status of the respondent. In the file LSNa267 the variable *aincome* provides a direct measure of the respondent's income position.

**afinstat** financial status based on postal code

This variable is based on the variables *aowner*, *arentpr*, *apurchpr* and *aincompc*.

Suggested by Geo-Marktprofiel: recode *afinstat* (-1=4).

Value Label	Value	Frequency	%	Cum%
pc unknown	-4	1	.0	.0
pc not in GEO-file	-3	40	.3	.3
unknown	-2	33	.2	.6
various, mostly 4	-1	570	4.2	4.8
minimum	1	914	6.8	11.6
low (under modal)	2	3604	26.8	38.4
modal (kf 43.8)	3	5385	40.1	78.5
modal-twice modal	4	2418	18.0	96.5
high (>twice modal)	5	473	3.5	100.0
Total		13438	100.0	

Notes: There are variations between the households with the same postal code.

f 43,000 is the modal income of the Dutch population, not the modal income of the elderly in the Netherlands.

**aowner** ownership house based on postal code

Value Label	Value	Frequency	%	Cum%
pc unknown	-4	1	.0	.0
pc not in GEO-file	-3	40	.3	.3
unknown	-2	130	1.0	1.3
all rented	1	6014	44.8	46.0
mostly rented	2	1121	8.3	54.4
rented+owner-occupied	3	885	6.6	61.0
mostly owner-occupied	4	1131	8.4	69.4
all owner-occupied	5	4116	30.6	100.0
Total		13438	100.0	

**arentpr** rental price house (df/month)

<i>Value Label</i>	<i>Value</i>	<i>Frequency</i>	<i>%</i>	<i>Cum%</i>
pc unknown	-4	1	.0	.0
pc not in GEO-file	-3	40	.3	.3
unknown	-2	4742	35.3	35.6
various	-1	626	4.7	40.3
<150	1	26	.2	40.4
<interrupted>				
>1500	13	45	.3	100.0
Total		----- 13438	----- 100.0	

**apurchpr** purchase price house (df)

<i>Value Label</i>	<i>Value</i>	<i>Frequency</i>	<i>%</i>	<i>Cum%</i>
pc unknown	-4	1	.0	.0
pc not in GEO-file	-3	40	.3	.3
unknown	-2	6442	47.9	48.2
various	-1	819	6.1	54.3
<50.000	1	48	.4	54.7
<interrupted>				
>750.000	12	18	.1	100.0
Total		----- 13438	----- 100.0	

**aincompc** income based on postal code

<i>Value Label</i>	<i>Value</i>	<i>Frequency</i>	<i>%</i>	<i>Cum%</i>
pc unknown	-4	1	.0	.0
pc not in GEO-file	-3	40	.3	.3
unknown	-2	760	5.7	6.0
various	-1	567	4.2	10.2
minimum	1	870	6.5	16.7
minimum-modal	2	3425	25.5	42.1
modal (kf 43.8)	3	4971	37.0	79.1
modal-twice modal	4	2373	17.7	96.8
high (>twice modal)	5	431	3.2	100.0
Total		----- 13438	----- 100.0	

## Example of a programmed questionnaire

We give an example of questionnaire "n5", which is a section of the delineation of the social network. Comments are given between |; information between \ was presented in reversed video. This questionnaire is used by the program INTERV (De Pijper & Saris, 1986). The program INTORG<sup>12</sup> reads personal information about the respondent (e.g. name, sex) from a database, stores information about responses and the progress in the interview, and organizes the asking of the 37 sections of the questionnaire (i1, bd, etcetera) and the questions to the interviewer (\$b, \$e, etcetera).

```
#b 920103 n5
#d 2 79
#v
a0=18 |sequence number of section questionnaire, see Introduction|
#c tc |executing questionnaire tc: reading and storing general
      information about the progress in the interview|
#x (v41=2 and n<>99999) |exit if short version questionnaire|
#copy V A |copy variables to other set|
#copy X Y
#copy 0 V
#copy 0 X
#v
a0=0
y0=''
y1=''
y2=''
#ax "n_n4.v1 |"n= RESPNR; reading information from file:
      identification in domains n1, n2, n3, n4|
#v
v81=5 |domain identification|
v100=60-v99 |maximum number of relationships|
#c n0 |executing questionnaire n0: asking names, type and sex;
      n0 is used in sections n1 through n9|
#wx "n_n5.v1 |storing all information on file|
#x |exit and do not write data (data is stored in file "n_n5.v1;
      data is written in section ni)|
#e |end of file|
```

The questionnaire n0 asks the names, type and sex of network members in each of the seven domains.

```
#b 920708 n0 |help for the interviewer and match between network members
and family members (LSNa016, LSNa021, LSNa022, LSNa023) is omitted in
this example|
#d 2 79
#v
v0=4
[v99<0 or v99>80]v99=0
[v100<0 or v100>80]v100=80
v200=0
v210=0
#case
[v81=1]v91=0 |initializing v91..v97: # network members in domains|
[v81=2]v92=0
[v81=3]v93=0
[v81=4]v94=0
```

```

[v81=5]v95=0
[v81=6]v96=0
[v81=7]v97=0
#repeat 16
#v
v0=v0+1
#v
y[v0]='' |initializing|
#until
#v
v0=0 |counter for this domain, number questions/loops|
v90=0 |counter number persons in this domain|
v85=0 |for presentation on screen|
#ts v200 \t_start \d_start |storing time: hhmmss|
#if (v100>0) |if maximum number for this domain is not reached|
#repeat 80 |start loop for (v100) persons for this domain|
#v
y1=' ' |initializing|
y2=' '
y3=' '
a81=0
v82=0
v83=0
v84=0
v0=v0+1 |counter for this domain, number questions/loops|
#q1 |next a block of one question|
#l1 d y1 \name |asking of alphanumeric information, store only in variable
y1|

{(v81=1) |conditional display of information on screen|
\Identificatie huisgenoten\}
{(v81=2)
\Identificatie kinderen en hun partners\}
{(v81=3)
\Identificatie familieleden\}
{(v81=4)
\Identificatie buren en buurtgenoten\}
{(v81=5)
\Identificatie personen werk / vrijwilligerswerk / opleiding\}
{(v81=6)
\Identificatie personen organisaties\}
{(v81=7)
\Identificatie overige contacten\}
{(v81=9)
\Identificatie, toevoegen contacten\}

\Kaart 8\

{(v81=1 and v0=1) |if domain=1 and counter=1|
{(a15=1 and a17=1) |no partner in household, one other in household|
Mag ik de voornaam en de eerste letter van de achternaam van die andere
persoon (van 18 jaar of ouder) in uw huishouden weten, met wie u een
regelmatig en belangrijk contact heeft_?}
{(a15=1 and a17>1) |no partner in household, others in household|
Mag ik de voornaam en de eerste letter van de achternaam van de personen
in uw huishouden weten, met wie u een regelmatig en belangrijk contact
heeft_?
Wilt u ze één voor één opnoemen_? Dan begin ik nu met de eerste.}
{(a15=2 and a17=0) |partner/spouse in the household, no others|
Mag ik de voornaam en de eerste letter van de achternaam van uw "y23
weten_?}
{(a15=2 and a17=1) |partner/spouse in the household, one other|
Ik wil graag eerst de voornaam en de eerste letter van de achternaam van
uw "y23 weten. }
{(a15=2 and a17>1) |partner/spouse in the household, others|

```



Ik wil graag eerst de voornaam en de eerste letter van de achternaam van uw "y23 weten.}

```
{(b93<1)
\Algemene instructie: F4\}
{(b93>0)
\Algemene instructie: F4, gevolgd door namen huisgenoten\}}
{(v81=2 and v0=1) |domain=2 and counter=1|
{(b95=1)
{(b96<1)
Eerder in het interview heeft u al de naam van uw kind genoemd.}
{(b96>0)
Eerder in het interview heeft u al de naam van uw nog levende kind
genoemd.}
Ook heeft u verteld of hij/zij een echtgenoot, een echtgenote of een
partner heeft. Nu wil ik graag weten of u met uw \kind\ een \regelmatig
contact\ en \belangrijk\ contact heeft. Indien dit zo is, wilt u dan de
voornaam en de eerste letter van de achternaam van uw kind noemen_?}
{(b95>1)
{(b96<1)
Eerder in het interview heeft u al de namen van uw kinderen genoemd.}
{(b96>0)
Eerder in het interview heeft u al de namen van uw nog levende kinderen
genoemd.}
Ook heeft u verteld of zij een echtgenoot, een echtgenote of een partner
hebben. Nu wil ik graag weten met welke \kinderen\ (en hun partners) u
een \regelmatig contact\ en \belangrijk\ contact heeft. Wilt u ze één
voor één opnoemen_? Noemt u maar de voornaam en de eerste letter van de
achternaam.

\Namen laten noemen, dus niet zomaar alle kinderen/partners in netwerk
opnemen. Zonodig criteria herhalen.\}}
{(v81=3 and v0=1) |domain=3 and counter=1|
Kunt u van uw \familieleden\, dat zijn onder meer
{(a28=1)
uw schoonouders -indien zij nog leven-,}
{(a28<>1)
uw ouders of schoonouders -indien zij nog leven-,}
uw broers en zussen,
ook al heeft U die al eerder genoemd \in familiegedeelte\,
uw neven en nichten,
{(a15=1)
uw schoonfamilie,}
{(a15<>1)
uw schoonfamilie van uw kant en van de kant van uw "y23,}
{(a29=1)
en uw ooms en tantes}
{(a29<>1)
uw ooms en tantes, en
uw kleinkinderen,}
degenen noemen met wie u \regelmatig contact\ heeft en die \belangrijk\
voor u zijn_? Het moeten personen zijn van 18 jaar en ouder. Wilt u de
voornaam en de eerste letter van de achternaam geven_? \Namen laten
noemen, dus niet zomaar alle familieleden in netwerk opnemen. Zonodig
criteria herhalen.\}
{(v81=4 and v0=1) |domain=4 and counter=1|
Kunt u van al uw \buren en buurtgenoten\ degenen noemen met wie u
\regelmatig contact\ heeft en die \belangrijk\ voor u zijn_?
Wilt u de voornaam en de eerste letter van de achternaam geven_?}
{(v81=5 and v0=1) |domain=5 and counter=1|
Kunt u de namen noemen van personen van uw (voormalig) \werk\,
\vrijwilligerswerk of opleiding\, met wie u \regelmatig contact\ heeft en
die \belangrijk\ voor u zijn_?
Wilt u de voornaam en de eerste letter van de achternaam geven_?}
```

```

{(v81=6 and v0=1) |domain=6 and counter=1|
Kunt u de namen noemen van personen die u ontmoet via de \kerk,
sportvereniging, politieke organisaties, belangenvereniging\ en
dergelijke, met wie u \regelmatig contact\ heeft en die \belangrijk\ voor
u zijn_?
Wilt u de voornaam en de eerste letter van de achternaam geven_?}
{(v81=7 and v0=1 and v85=0) |domain=7 and counter=1, no professional|
{(v254=4)
        \Er is een partner buiten het huishouden\
}
Er zijn wellicht nog mensen (bijvoorbeeld \vrienden of kennissen\
waarmee u omgaat, maar die u nog niet bij de eerdere vragen heeft
kunnen noemen. Kunt u de namen noemen van hen met wie u \regelmatig
contact\ heeft en die \belangrijk\ voor u zijn_?
Wilt u de voornaam en de eerste letter van de achternaam geven_?}
{(v81=9 and v0=1) |domain=9 and counter=1|
{(v254=4)
        \Er is een partner buiten het huishouden\
}
Er zijn wellicht nog familieleden of buurtgenoten of andere mensen
met wie u \regelmatig contact\ heeft en die \belangrijk\ voor u zijn, die
u \vergeten\ bent hiervoor te noemen. Die kunnen nu als nog genoemd
worden.
Wilt u de voornaam en de eerste letter van de achternaam geven_?}
{((v0>1 and v85=0) or v85=1)
{(v81=1)
Wat is de voornaam en de eerste letter van de achternaam van uw
"v0(1,0)e huisgenoot, met wie u een regelmatig en belangrijk contact
heeft_?}
{(v81=2)
Is er nog een kind of een schoonzoon, schoondochter, partner van een kind
met wie u een regelmatig en belangrijk contact heeft_?}
{(v81=3)
Is er nog een familielid
met wie u een regelmatig en belangrijk contact heeft_?}
{(v81=4)
Is er nog een buurman, buurvrouw of buurtgenoot
met wie u een regelmatig en belangrijk contact heeft_?}
{(v81=5)
Is er nog iemand van uw werk, vrijwilligerswerk of opleiding
met wie u een regelmatig en belangrijk contact heeft_?}
{(v81=6)
Is er nog iemand van een organisatie
met wie u een regelmatig en belangrijk contact heeft_?}
{(v81=7)
Is er nog een volgende vriend, vriendin of kennis
met wie u een regelmatig en belangrijk contact heeft_?}
{(v81=9)
Is er nog een volgende persoon
met wie u een regelmatig en belangrijk contact heeft_?}}
{(v81>1)
\0 typen indien geen persoon.\}

Naam persoon: "
# |end question asking alphanumeric information|
#v |variable manipulation|
[y1<>"0"]v90=v90+1 |if name<>0, # persons in this domain increased|
[y1<>"0"]v99=v99+1 |if name<>0, total # persons increased|
#if (v90=v0) |if # loop = # persons in this domain, ask type|
#q1 |one question|
#5 d a81 [1 7] \domain |asking numeric information, allowed range 1-7,
store answer only in variable a81|

```

```

#c (v81=9) |asked only for section n9|
\Identificatie, toevoegen contacten\
Is "y1 een
1 huisgenoot, huisgenote
2 kind of een echtgeno(o)t(e)/partner van een kind
3 familielid
4 buur of buurtgenoot
5 iemand van het werk, vrijwilligerswerk, of opleiding
6 iemand van een organisatie
7 een ander contact (bijv. vriend, vriendin of kennis)
\Indien geen twijfel, zelf invullen.\

#v
[v81<8]a81=v81 |domain|
#case
[a81=1]a82=6 |maximum number answer categories for question about type|
[a81=2]a82=2
[a81=3]a82=8
[a81=4]a82=0
[a81=5]a82=3
[a81=6]a82=0
[a81=7]a82=8
#v
[a82<0 or a82>10]a82=10
#case |variable manipulation|
[v81=1 and a15=2 and v0=1]
    v83=a16 |sex spouse/partner is already known|
    v82=1 |type=partner|
#q3 |block of 3 questions|
#5 d v83 [1 2] \sex |asking numeric information (integer), allowed range
1-2, information stored in variable v83|
#c (v81<>1 or a15<>2 or v0<>1)

{(a81=1)
\Identificatie huisgenoten\}
{(a81=2)
\Identificatie kinderen en hun partners\}
{(a81=3)
\Identificatie familieleden\}
{(a81=4)
\Identificatie burenen en buurtgenoten\}
{(a81=5)
\Identificatie personen werk / vrijwilligerswerk / opleiding\}
{(a81=6)
\Identificatie personen organisaties\}
{(a81=7)
\Identificatie overige contacten\}
{(v81=9 and v0>1) |domain=9 and counter>1|
\toevoegen contacten\}

Is "y1 een man of een vrouw_?
\Indien geen twijfel, zelf invullen.\

1 man
2 vrouw

#5 d v82 [1 [a82]] \type
#c ((a81=1 or a81=2 or a81=3 or a81=5 or a81=7)and|
| (v81<>1 or a15<>2 or v0<>1))

{(a81=1)
\Identificatie huisgenoten\}

```

```
{(a81=2)
\Identificatie kinderen en hun partners\}
{(a81=3)
\Identificatie familieleden\}
{(a81=5)
\Identificatie personen werk / vrijwilligerswerk / opleiding\}
{(a81=7)
\Identificatie overige contacten\}
{(v81=9 and v0>1) |domain=9 and counter>1|
\toevoegen contacten\}
```

In welke relatie staat "y1 tot u\_?

```
{(a81=1 and v83=1)
{(a15=2)
1 "y23 van R}
2 zoon van R
3 broer van R
4 kleinzoon van R
5 vriend van R}
{(a81=1 and v83=2)
{(a15=2)
1 "y23 van R}
2 dochter van R
3 zus van R
4 kleindochter van R
5 vriendin van R}
{(a81=1)
6 een andere persoon}
{(a81=2 and v83=1)
1 zoon van R
2 schoonzoon (ook indien niet gehuwd) van R}
{(a81=2 and v83=2)
1 dochter van R
2 schoondochter (ook indien niet gehuwd) van R}
{(a81=3 and v83=1)
1 vader van R
2 broer van R
3 zwager van R
4 kleinzoon van R
5 neef van R
6 oom van R}
{(a81=3 and v83=2)
1 moeder van R
2 zus van R
3 schoonzus van R
4 kleindochter van R
5 nicht van R
6 tante van R}
{(a81=3)
7 een ander familielid}
{(a81=3 and v83=1)
8 schoonvader van R}
{(a81=3 and v83=2)
8 schoonmoeder van R}
{(a81=5)
1 een (ex-)collega, chef of een ander persoon van het werk van R
2 iemand vanuit het vrijwilligerswerk van R
3 iemand van de opleiding die R volgt}
{(a81=7 and v83=1)
1 een vriend van R}
{(a81=7 and v83=2)
1 een vriendin van R}
{(a81=7)}
```

```

2 een kennis van R
3 een (ex-)collega, chef of een ander persoon van het werk van R
4 iemand uit een vereniging of van de kerk van R
5 iemand die R op straat of in het buurthuis spreekt}
{(a81=7 and v83=1)
6 een beroepskracht, bijv. de hulp, gezinsverzorger of wijkverpleger van
R}
{(a81=7 and v83=2)
6 beroepskracht, bijv. de hulp, gezinsverzorgster of wijkverpleegster
van R}
{(a81=7)
7 andere beroepskracht, bijv. de huisarts, dominee, pastoor van R
8 een ander contact van R}

\Indien geen twijfel, zelf invullen.\

#11 d y2 \type_om
#c ((a81=1 and v82=6)or(a81=3 and v82=7)or(a81=7 and v82=8))
Wilt u de aard van de relatie met \"y1\ nauwkeuriger omschrijven?

\Indien al bekend, dan niet vragen maar zelf invullen.\

\Voor deze omschrijving is ruimte tot het eind van de regel.\
\Er is niet meer ruimte, omdat meer informatie in het vervolg van het
interview niet op scherm past\
#
#q1
#5 [1 2] v88 d \personal
#c (a81=7 and v82=6) |if professionals are mentioned|
Heeft u contact met \"y1\", buiten het contact met
{(v83=1)
hem als hulp, gezinsverzorger of wijkverpleger_?}
{(v83=2)
haar als hulp, gezinsverzorgster of wijkverpleegster_?}

1 nee
2 ja

#case |adding a description of the relationship|
[a81=1 and v82=1]y2=y23+', huisgenoot'
[a81=1 and v82=2 and v83=1]y2='zoon, huisgenoot'
[a81=1 and v82=2 and v83=2]y2='dochter, huisgenoot'
[a81=1 and v82=3 and v83=1]y2='broer, huisgenoot'
[a81=1 and v82=3 and v83=2]y2='zus, huisgenoot'
<interrupted>
[a81=7 and v82=7 and v83=2]y2='beroepskracht, v'
[a81=7 and v82=8 and v83=1]y2=y2+', m'
[a81=7 and v82=8 and v83=2]y2=y2+', v'
#case
[a81=7 and v82=6 and v88=2]v82=9 |helper, personal contact|
#if (a81=7 and v82=7) |if professional and no personal contact|
#v
v90=v90-1 |decrease number persons in domain|
v99=v99-1 |decrease total number persons|
v0=v0-1 |decrease counter|
v84=0
v85=1 |screen|
#i |information is displayed on screen|

\De genoemde persoon, "y1, is een beroepskracht.\
\Het noemen van een beroepskracht is toegestaan, en genoteerd.\
\Later zullen er echter geen vragen over "y1 gesteld worden. \

#endif
#if (a81<>7 or v82<>7) |if not professional|

```

```
#ts v86
#v
v87=v86-(v86/100*100) |random number|
#v
v[v99]=(v87*100000)+(a81*10000)+(v99*100)+(v82*10)+v83 |storing
information in one variable v01 ... v80: rrdiits (random / domain / id /
type / sex)|
#v
y3=y1+' ('+y2+')' |x1 .. x80 name + description type |
x[v99]=y3(1,39) |39 characters is maximum when using 80 variables|
#case
[a81=1]v91=v91+1 |v91 .. v97 number persons in 7 domains|
[a81=2]v92=v92+1
[a81=3]v93=v93+1
[a81=4]v94=v94+1
[a81=5]v95=v95+1
[a81=6]v96=v96+1
[a81=7]v97=v97+1
#endif |if no professional|
#endif |if mentioned a persons|
#until (v90<>v0 or v100=v0) |end loop if v90 not increased or maximum #
persons is used|
#endif |if maximum # persons is reached|
#ts v210 \t_eind \d_eind
#e |end of file, return to calling program|
```

## List of variables

*Variables with the same name contain the same information (sometimes the same information about different respondents). Numbers at the end of a line preceded by "a" refer to data files.*

### *sex*

achsex	son or daughter	a022
agcsex	grandson or granddaughter	a023
aisex	sex interviewer	a003
anwsex	sex network member	a047
asbsex	brother or sister	a021
awcohsex	weight sex & cohort	a009
awtot	weight fe/males	a009
sex	sex person in sample / respondent	a002/a008/a091

### *birth, birthdate, age*

aage	age of respondent	a008/a091
abwhere	born in Netherlands or abroad	a010
achage	age child	a022
aethnic	ethnic identification	a010
agcage	age grandchild	a023
anation	nationality	a010
anwage	age network member	a051
apage	age partner	a011
asbage	age sister or brother	a021
awcoh	weight cohorts	a009
awcohsex	weight sex & cohort	a009
bdate	birth date	a008/a091
bycohort	5-years-cohort birth year	a008/a098
byear	year of birth person in sample	a002

### *marital status, cohabitation, living arrangement, household (history)*

a065qual	quality household history data	a265
a065source	source of data in LSNa065	a065
a065type	type of household record	a065
aagehbm	(current) age household member	a065
abrohous	# brothers in household	a221
achhoush	child in household respondent	a022
achpart	marital status and partner status child	a022
acouple	respondent forms married couple with an other respondent	a008
acurst	begin current coresidence household member <age R>	a015
acurrea	reason begin current coresidence household member	a015
adunexp	was death partner unexpected?	a063
aend	union ended at age respondent	a063
aendbr1	first break ended at age respondent	a063
aendbr2	second break ended at age respondent	a063
aendbr3	third break ended at age respondent	a063
aendc1	reason end 1st cohabitation	a022
aendc2	reason end 2nd cohabitation	a022

aendc3	reason end 3rd cohabitation	a022
aendc4	reason end 4th cohabitation	a022
aendhhp	age at end of household record	a065
aendm1	reason end 1st marriage	a022
aendm2	reason end 2nd marriage	a022
aendm3	reason end 3rd marriage	a022
aendm4	reason end 4th marriage	a022
aendmar	end period & marriage in same year	a067
aendrea	reason union ended	a063/a065
agchoush	grandchild in household respondent	a023
ahhage	age household member	a015
ahhsex	sex household member	a015
ahhtyp	relationship type household member	a015
alatpla	living together with partner outside hou	a011
alatstrt	start LAT-relationship <age respondent>	a011
alivarr	living arrangement (household composition)	a215
amarst	official marital status	a010/a091
amarst_a	marriage/divorce/widowhood at age respondent (proxy interview)	a091
amarstm	marital status (data municipality)	a002
anformc	# former cohabitations of child	a022
anformm	# former marriages of child	a022
anocoh	reason not living together with partner or marry	a011
anumbr	# of periods of separation	a063
anumcoh	# of unmarried cohabitations	a263
anumhom	# of cohabitations with same-sex partner	a263
anummar	# of marriages	a263
anwpart	marital status and partner status network member	a051
apar_di	divorce parents at age respondent	a020
apar_ms	marital status parents at	
aparts_a	living together with partner at age respondent (proxy interview)	a091
apartst	partner status	a010/a091
apmc	premarital cohabitation started at age respondent	a063
areltyp	type of union	a063
asbhoush	sister or brother lives in household respondent	a021
asbpart	partner status sister or brother	a021
asepar	why not live with spouse longer than 6 months	a010
asishous	# sisters in household	a221
astahhp	age at start of household record	a065
astarea	reason start household record	a065
astart	union started at age respondent	a063
astbr1	first break started at age respondent	a063
astbr2	second break started at age respondent	a063
astbr3	third break started at age respondent	a063
awhencoh	when living together or marry	a011
<i>employment</i>		
a65class	respondent at age 65: occupational class SBC92	a012
a65level	respondent at age 65: occupational skill level SBC92	a012
a65pres	respondent at age 65: occupational prestige (Sixma & Ultee)	a012
a65sbc92	respondent at age 65: standard classification occupation	a012



a65type	respondent at age 65: main type of skills in occupation	a012
achempl	employment child	a022
aemplen	end employment at age respondent	a010/a091
aemplhr	hours per week employment	a010
aemplst	employment status	a010
aemptyp	type of employment related period	a067
aendper	age at end of period	a067
afaclass	father: occupational class SBC92	a019
afalevel	father: occupational skill level SBC92	a019
afasbc92	father: standard classification occupation	a019
afapres	father: occupational prestige	a019
afatype	father: main type of skills in occupation	a019
afjch	1st job and 1st child in same year	a267
afjmar	1st job and mar in same year	a267
amo_empl	employment mother during youth respondent	a020
amo_volu	volunteer work mother during youth respondent	a020
anwempl	no/part/fulltime work network member	a051
aocclev	respondent: skill level last occupation	a010
aoccpres	respondent: prestige last occupation	a010
ap6class	partner at age 65: occupational class SBC92	a012
ap6level	partner at age 65: occupational skill level SBC92	a012
ap6pres	partner at age 65: occupational prestige (Sixma & Ultee)	a012
ap6sbc92	partner at age 65: standard classification occupation	a012
ap6type	partner at age 65: main type of skills in occupation	a012
apcclass	partner, current: occupational class SBC92	a012
apclevel	partner, current: occupational skill level SBC92	a012
apcpres	partner, current: occupational prestige (Sixma & Ultee)	a012
apcsbc92	partner, current: standard classification occupation	a012
apctype	partner, current: main type of skills in occupation	a012
apemplen	end employment partner	a011
apemplhr	hours per week employment partner	a011
apemplst	employment status partner	a011
aplclass	partner, last: occupational class SBC92	a012
apllevel	partner, last: occupational skill level SBC92	a012
aplpres	partner, last: occupational prestige (Sixma & Ultee)	a012
aplsbc92	partner, last: standard classification occupation	a012
apltype	partner, last: main type of skills in occupation	a012
apocclev	partner: skill level last occupation	a011
apoccpres	partner: prestige last occupation	a011
ar1class	respondent, first: occupational class SBC92	a012
ar1level	respondent, first: occupational skill level SBC92	a012
ar1pres	respondent, first: occupational prestige (Sixma & Ultee)	a012
ar1sbc92	respondent, first: standard classification occupation	a012
ar1type	respondent, first: main type of skills in occupation	a012
arcclass	respondent, current: occupational class SBC92	a012
arclevel	respondent, current: occupational skill level SBC92	a012
arcpres	respondent, current: occupational prestige (Sixma & Ultee)	a012
arcsbc92	respondent, current: standard classification occupation	a012
arctype	respondent, current: main type of skills in occupation	a012
aretire	early retirement (company, eligible, use, plan)	a267

arclass	respondent, last: occupational class SBC92	a012
arlevel	respondent, last: occupational skill level SBC92	a012
arlpres	respondent, last: occupational prestige (Sixma & Ultee)	a012
arlsbc92	respondent, last: standard classification occupation	a012
arltype	respondent, last: main type of skills in occupation	a012
ases	social economic status respondent/couple	a010
astaper	age at start of period	a067
astch	start period & first child in same year	a067
astjob	age at start first job	a267
astmar	start period & marriage in same year	a067
<i>education</i>		
aedu	education level attained (in years)	a010
aedu_er	reason end full-time education	a267
aeducat	education level attained (categorical)	a010/a091
aendedu	age at end full-time education	a267
afa_edu	level attained education father	a019
alsch	left school and 1st child in same year	a267
alsmar	left school and marriage in same year	a267
amo_edu	level attained education mother	a019
apeducat	education level attained	a011
aph_cul	cultural capital parental home	a020
ases	social economic status respondent/couple	a010
atimedu	time involved in schooling <hours/week>	a032
atypedu	type of schooling/course	a032
<i>residence, housing, neighborhood</i>		
aadrden	# addresses per square kilometer	a095
aage1524	% neighborhood age 15 till 24	a095
aage2544	% neighborhood age 25 till 44	a095
aage4564	% neighborhood age 45 till 64	a095
aage65	% neighborhood age 65 and over	a095
acover	% addresses in neighborhood with this postal code	a095
adensity	# inhabitants per square kilometer	a095
adistan	distance to center of municipality	a095
aenv_day	feel safe during daytime?	a016
aenv_dn	feel safe during daytime / at night	a216
aenv_fea	harmed in neighborhood?	a016
aenv_nig	feel safe at night?	a016
aenv_ple	neighborhood pleasurable?	a016
ai_oth	# others (than respondent+partner) in same room institution	a017
ai_room	# rooms in institution	a017
ainstit	in institution (probable)	a002
amo_cof	shared facilities in commune (future)	a018
amo_com	wants affiliation with commune	a018
amo_ncom	# members in commune	a018
amo_type	rented or owner-occupied house	a069
aplace	municipality persons in sample / respondent	a002/a008/a098
apostcod	postal code (4 digits)	a002
ares_cof	shared facilities in commune	a018

ares_ent	at which floor is entrance?	a018
ares_owr	# own rooms in commune	a018
ares_roo	# rooms of residence (not incl. kitchen, bathroom)	a018
ares_sp	facilities in house	a018
ares_typ	type of residence	a005/a016
aurban	level of urbanization	a095
axcoord	x_coordinate neighborhood	a095
aycoord	y_coordinate neighborhood	a095
<i>financial status</i>		
afinstat	financial status based on postal code	a095
ainc	income: single or double	a267
ainccat	household income categorical	a267
ainchigh	% neighborhood with disposable income >32600 df	a095
ainclow	% neighborhood with disposable income <19000 df	a095
aincmean	mean income in neighborhood (*1000 df)	a095
aincome	income df/month corrected for partner status	a267
aincomp	income based on postal code	a095
aowner	ownership house based on postal code	a095
aph_fin	financial capital parental home	a020
apurchpr	purchase price house (df)	a095
arentpr	rental price house (df/month)	a095
ares_mor	home free of mortgage?	a018
ares_own	who is owner?	a018
ares_pos	home hired or owned?	a018
ases	social economic status respondent/couple	a010
asocsec	% neighborhood on social security payments	a095
<i>moves</i>		
abplace	place of birth	a010
abplmove	moved from birthplace	a010
achinsty	# years in childrens institution	a020
afmplace	moved to place	a010
amo_act	activities for moving	a018
amo_age	move at age respondent	a069/a070
amo_curh	moved to current home?	a069
amo_exp	expect to move?	a018
amo_ind	positive indication nursing home <age respondent>	a018
amo_loc	location of new house	a069
amo_rea	most important reason for moving	a018/a069
amo_typh	type home respondent wants to move to	a018
amo_typi	type independent home respondent wants to move to	a018
amunici	place of residence (municipality as known in 1992)	a070/a098
amunicia	area (km2) place of residence (municipality 1992)	a070
amunicid	density place of residence (municipality 1992)	a070
amunicip	population (x1000) place of residence (municipality 1992)	a070
amuniciu	urbanization place of residence (municipality 1992)	a070
amunicix	x-coordinate place of residence (municipality 1992)	a070
amuniciy	y-coordinate place of residence (municipality 1992)	a070
amunprov	name of province (municipality 1992)	a070

anmoves	# of moves since age 18	a269
aplres45	place of residence at age 45	a269
ares_in	moved to current home / institutionalized <age respondent>	a016/a091
ares45y	age respondent moved to place of residence at age of 45	a269
<i>religion</i>		
achaff	church affiliation strength	a010
achfrq	frequency church attendance	a010
achurch	membership church	a010
afa_ch	fathers religious denomination	a019
amo_ch	mothers religious denomination	a019
apchfrq	frequency church attendance partner	a011
apchurch	membership church partner	a011
aph_rel	religiosity parental home	a020
avolunt	volunteering	a032
<i>health, physical and cognitive capacities, care</i>		
aadl	activities daily living <4 items ordinal>	a230
aadl1	respondent: up/down stairs	a030
aadl2	respondent: walk 5 minutes outdoors	a030
aadl3	respondent: stand up/sit down chair	a030
aadl4	respondent: dress/undress	a030
acaregiv	relationship respondent-caregiver (proxy interview)	a091
acomplai	type complaints (proxy interview)	a091
adisab	% disabled occupationally	a010
ahandic	physical disabilities respondent (evaluation interviewer)	a081
ahvalt_e	estimate of health of respondent (evaluation interviewer)	a081
ahear	hearing personal conversation	a030
ahearing	hearing capacities of respondent (evaluation interviewer)	a081
aheco10y	health compared to 10 years ago	a030
ahecoage	health compared to peers	a030
ahegener	health in general	a030
ahell	limitations health illnesses handicaps	a030
ahelpfrq	respondent: how often helped with a/iadl-activities	a030
aiadl	instrumental activities household <4 items ordinal>	a230
aiadl1	respondent: daily groceries	a030
aiadl2	respondent: prepare hot meals	a030
aiadl3	respondent: change bed sheets	a030
aiadl4	respondent: do laundry	a030
aiadl5	respondent: clean house	a030
aiadl6	respondent: odd jobs/small repairs	a030
aiadl7	respondent: official forms/letters	a030
aimprove	# weeks improvement expected (proxy interview)	a091
amemo_1	calling mind (evaluation interviewer)	a081
amemo_2	memory of respondent (evaluation interviewer)	a081
amemory1	ever had problems with memory?	a014
ammse04	which day is it now?	a014
ammse06	which province are we now?	a014
ammse08	mention two mainstreets	a014
ammse11	repeat 3 objects	a014

ammse12	100-7-7-7-7-7=65	a014
ammse14	repeat 3 objects, again	a014
ammse17	repeat sentence	a014
amobilit	mobility of respondent (evaluation interviewer)	a081
anoact	reason no leisure time activities	a032
apadl	activities partner daily living <4 items ordinal>	a231
apadl1	partner: stairs up and down	a031
apadl2	partner: walking outdoor 5 minutes	a031
apadl3	partner: sitting/standing chair	a031
apadl4	partner: dressing/changing clothes	a031
apdisab	% disabled occupationally partner	a011
aphelpfr	partner: how often helped with adl-activities	a031
apwho	partner: helped with adl-activities by ....	a031
avision	vision capacities of respondent (evaluation interviewer)	a081
avisread	vision reading	a030
avisstrt	vision street	a030
avisus	visual capacities	a230
awb2	likert: satisfaction health	a074
awb5	ladder: satisfaction health	a074
awb8	comparison: satisfaction health	a074
awho	respondent: helped with adl-activities by ....	a030

*social support*

aeg	aggregated total emotional support given <0..44>	a251
aeg_9	agg. total emotional support given <0..36, comparable with LASA>	a251
aemo_giv	emotional support given (for each relationship)	a051
aemo_rec	emotional support received (for each relationship)	a051
aer	aggregated total emotional support received <0..44>	a251
aer_9	agg. total emotional support received <0..36, comp. with LASA>	a251
agcadvic	grandchild asked for advice	a023
agcbaby	babysitted during last year	a023
aig	aggregated total instrumental support given <0..44>	a251
aig_9	agg. total instrumental support given <0..36, comp. with LASA>	a251
ains_giv	instrumental support given (for each relationship)	a051
ains_rec	instrumental support received (for each relationship)	a051
air	aggregated total instrumental support received <0..44>	a251
air_9	agg. total instrumental support received <0..36, comp. with LASA>	a251
ameg	aggregated mean emotional support given <0..44>	a251
ameg_9	agg. mean emotional support given <0..36, comparable with LASA>	a251
amer	aggregated mean emotional support received <0..44>	a251
amer_9	agg. mean emotional support received <0..36, comp. with LASA>	a251
amig	aggregated mean instrumental support given <0..44>	a251
amig_9	agg. mean instrumental support given <0..36, comp. with LASA>	a251
amir	aggregated mean instrumental support received <0..44>	a251
amir_9	agg. mean instrumental support received <0..36, comp. with LASA>	a251
asequenc	sequence questions support (for each relationship)	a051
asq	sequence questions support	a251

*frequency of contact, contact characteristics (other than support and travelling time)*

achfreq	frequency contact with child	a022
---------	------------------------------	------

adact	type of activities before death partner	a063
adcon	type of contacts before death partner	a063
adfam	contact family after death partner	a063
adfri	contact friends after death partner	a063
afreqran	ranking # frequency (network members)	a048
agcfreq	frequency contact with grandchild	a023
agcfreqp	frequency contact with grandchild voluntary/pleasure	a023
agcfun	voluntary visits by grandchild	a023
agcstay	grandchild stayed with respondent	a023
anwdens	density in selected part of network	a256
anwfreq	frequency of contact with network member	a047
apairctc	direct contact between network members in pair	a056
apctc	probability of contact	a056
arandom	used in ranking frequency ties (network members)	a048
asbfreq	frequency contact with sister or brother	a021
<i>travelling time</i>		
achtrav	travelling time to child (minutes)	a022
anwtrav	travelling time to network member (minutes)	a051
asbtrav	travelling time to sister or brother (minutes)	a021
<i>network (incl. family, other than support, frequency of contact, etcetera)</i>		
adomtyp	domain and type of relationship with network member	a047
anegativ	quarreling within relationship with network member	a051
anwdurat	duration relationship (years) with network member	a051
anwsize	network size (# of network members)	a247
<i>family composition, deaths</i>		
abroaliv	# brothers alive	a221/a091
abroever	# brothers ever born	a221
abroold	# older brothers (proxy interview)	a091
abroyou	# younger brothers (proxy interview)	a091
ach_aliv	# children still alive	a222
ach_dead	# children deceased	a222
achdead	child died at age	a022
achrec	# records with info about children	a222
achstep	own, step, adoptive child	a022
aendch	end period & first child in same year	a067
afadied	father died at age respondent	a020
agcdead	grandchild died at age	a023

agcnum	# grandchildren (sons/daughters of this child)	a022
agcstep	own, step, adoptive grandchild	a023
aggcnum	# great grandchildren (grandchildren of this child)	a022
amodied	mother died at age respondent	a020
anc_volu	voluntary childlessness	a222
anchild	# children	a222/a091
andaugh	# daughters (proxy interview)	a091
anfoster	# foster children	a222
angcnum	# grandchildren	a223
angcnum	# greatgrandchildren	a223
anpair	# pairs between selected network members	a256
ansons	# sons (proxy interview)	a091
asbstep	own, step, adoptive sister of brother	a021
asfa_t1	type 1st substitute father	a020
asfa_t2	type 2nd substitute father	a020
asfa_t3	type 3rd substitute father	a020
asfa_y1	# years 1st substitute father	a020
asfa_y2	# years 2nd substitute father	a020
asfa_y3	# years 3rd substitute father	a020
asisaliv	# sisters alive	a221/a091
asisever	# sisters ever born	a221
asisold	# older sisters (proxy interview)	a091
asisyou	# younger sisters (proxy interview)	a091
asmo_t1	type 1st substitute mother	a020
asmo_t2	type 2nd substitute mother	a020
asmo_t3	type 3rd substitute mother	a020
asmo_y1	# years 1st substitute mother	a020
asmo_y2	# years 2nd substitute mother	a020
asmo_y3	# years 3rd substitute mother	a020
<i>social participation</i>		
aactleis	leisure time activities	a032
acar	car in household, valid driver license	a032
alibrary	reading books public library	a032
amember	memberships (+activities: uni par ssex sen)	a032
anoact	reason no leisure time activities	a032
aouteve	going out in evening	a032
aoutsum	going out in summer	a032
aoutwin	going out in winter	a032
aoutwse	going out in winter,summer,evening	a232
apaper	read newspaper	a032
apas65	use made of cultural seniors card	a032
atv	watch news on tv	a032
avolunt	volunteering	a032
<i>loneliness</i>		
alo	loneliness (11 items dichotomous)	a273
aloo	loneliness (11 items ordinal)	a273
alo1	can talk about day to day problems	a073
alo2	miss really close friend	a073

alo3	experience emptiness	a073
alo4	people to lean on if in trouble	a073
alo5	miss the pleasure of company	a073
alo6	circle of friends too limited	a073
alo7	many people I can count on	a073
alo8	enough people I feel close to	a073
alo9	miss having people around	a073
alo10	often, I feel rejected	a073
alo11	can call on friends whenever necessary	a073
alorat	lonely: not-moderately-severe-extreme	a073
alosom	I sometimes feel lonely	a073
auc	loneliness <UCLA>	a292
auc2	lack companionship	a092
auc4	feel alone	a092
auc5	feel part of group of friends	a092
auc11	feel left out	a092
auc12	relationships are superficial	a092
auc14	feel isolated from others	a092
auc16	...people who really understand me	a092
auc19	...people I can talk to	a092
auc20	...people I can turn to	a092

*need for affiliation*

aan	need for affiliation <6 items, comparable with LASA>	a278
aan_9it	need for affiliation <9 items>	a278
aan1	want to talk about feelings	a078
aan2	dislike having to ask for advice	a078
aan3	better to restrain myself emotionally	a078
aan4	when in trouble, I need support	a078
aan5	prefer keep emotional problems to self	a078
aan6	cope with sorrows on my own	a078
aan7	I want to share my inner life	a078
aan8	go to others when something bothers me	a078
aan9	my feelings are my own business	a078
aan10	when difficulties, like to lean on someone	a078

*attitudes family help*

aaf	prefer help from family/people near to m	a279
aaf1	prefer family to formal helper	a079
aaf2	easier to ask someone near	a079
aaf3	better care by professional	a079
aaf4	count on children if necessary	a079
aaf5	difficult to ask help family members	a079
aaf6	professional help as last resort	a079

*exchange / communal orientation, relationship norms*

aec1	bothers me when others neglect my needs	a075
aec2	someone helps me, have to pay back	a075
aec3	making decis, take others needs into acc	a075
aec4	feel exploited if someone failed repay m	a075



aec5	bother to keep track of benefits I have	a075
aec6	expect people to be responsive to my nee	a075
aec7	make sure things kept even in a relation	a075
aec8	have need that others ignore, I am hurt	a075
aec9	think people feel obligated to repay for	a075
aexch	exchange orientation <items 2,4,5,9 ordinal>	a275
<i>self evaluation respondent</i>		
ase	self evaluation respondent <8 items ordinal>	a277
ase1	generally quite secure about self	a077
ase2	everything I do goes wrong	a077
ase3	positive view of self	a077
ase4	wish to change much of self	a077
ase5	sometimes feel useless	a077
ase6	little confidence about abilities	a077
ase7	little faith in self	a077
ase8	generally pleased with self	a077
<i>social skills</i>		
ask	social skills	a276
ask1	comfortable in presence people dont know	a076
ask2	easy to initiate conversations with strangers	a076
ask3	bother if suddenly tongue-tied in conversation	a076
ask4	difficult to go to places dont know anyone	a076
ask5	hate doing something wrong in front of others	a076
ask6	call yourself shy	a076
<i>well-being</i>		
awb	well-being <item 1,2,3 likert>	a274
awb1	likert: satisfaction life general	a074
awb2	likert: satisfaction health	a074
awb3	likert: satisfaction social contacts	a074
awb4	ladder: satisfaction life general	a074
awb5	ladder: satisfaction health	a074
awb6	ladder: satisfaction social contacts	a074
awb7	comparison: satisfaction life general	a074
awb8	comparison: satisfaction health	a074
awb9	comparison: satisfaction social contacts	a074
<i>life events</i>		
aevent	significant life events during youth	a020
aevent_i	impact of significant event during youth	a020
aevent_t	type of significant event during youth	a020
<i>response</i>		
a013	ms short cognitive test	a001
a020	bp social background parents	a001
a030	hr health respondent	a001
a031	hp health partner	a001
a032	sp social participation	a001

a055	na gathering addresses network members	a001
a073	lo loneliness	a001
a074	wb well-being	a001
a075	ec exchange/communal orientation	a001
a076	sk social skills	a001
a077	sr self evaluation respondent	a001
a078	an need for affiliation	a001
a079	af attitudes family help	a001
a080	en end of interview	a001
a081	\$e after interview	a001
a215	hc current household characteristics	a001
a221	sb characteristics sisters and brothers	a001
a222	cc characteristics children	a001
a247_1	ni network identification	a001
a247_2	nf frequency contact network members	a001
a251_1	nc characteristics network members	a001
a251_2	ns support network members	a001
a263	ph partner history	a001
a265	hh household history	a001
a267	eh employment history	a001
a269	rh residential history	a001
a423	gc characteristics grandchildren	a001
acoopnex	information cooperation next interview (information interviewer)	a081
aexpl	explanation of aresult=2 or aresult=3	a002
alast	last part terminated interview	a001
anwcoop	result asking cooperation Network Study	a055
apartial	pattern of choices in interview	a001
aphone	phone# known	a004
arefusal	refusal immediately-after doubts	a006
arespons	response after discussion-immediately	a007
areult	result of enlisting attempt	a002
ashort	short or long version questionnaire	a013
ashort_r	reason for short version	a013
aversion	full or short, completed or terminated, proxy interview	a001
popum	municipality population: unmarried men	a098
popuw	municipality population: unmarried women	a098
popmm	municipality population: married men	a098
popmw	municipality population: married women	a098
popdm	municipality population: divorced men	a098
popdw	municipality population: divorced women	a098
popwm	municipality population: widowed men	a098
popww	municipality population: widowed women	a098
poptm	municipality population: total men	a098
poptw	municipality population: total women	a098
samum	municipality sample: unmarried men	a098
samuw	municipality sample: unmarried women	a098
sammm	municipality sample: married men	a098
sammw	municipality sample: married women	a098
samdm	municipality sample: divorced men	a098
samdww	municipality sample: divorced women	a098

samwm	municipality sample: widowed men	a098
samww	municipality sample: widowed women	a098
samtm	municipality sample: total men	a098
samtw	municipality sample: total women	a098
pctum	municipality sample proportion: unmarried men	a098
pctuw	municipality sample proportion: unmarried women	a098
pctmm	municipality sample proportion: married men	a098
pctmw	municipality sample proportion: married women	a098
pctdm	municipality sample proportion: divorced men	a098
pctdw	municipality sample proportion: divorced women	a098
pctwm	municipality sample proportion: widowed men	a098
pctww	municipality sample proportion: widowed women	a098
pcttm	municipality sample proportion: total men	a098
pcttw	municipality sample proportion: total women	a098

*course of interview*

aconact	giving name and address contact-person	a080
adurat	length of interview	a081
adurq	duration questionnaires	a008
aftf	self evaluation data from face-to-face interview or from written Q	a077
aibegin	time start section of questionnaire	a093
aidate	date interview	a008/a093
aiweek	# of week interview	a008
alodelay	reason delay answering loneliness-items	a073
aloexpl	account of loneliness	a073
aoth_dur	presence others during whole interview	a081
aoth_pre	presence other persons interview	a081
aoth_typ	type other persons present at interview	a081
aproxy	relationship between proxy and respondent	a091
aq	section of questionnaire	a093
aremark	status of record	a093
asuspect	examination of cognitive test	a013
atimecum	duration of interview cumulative	a093
atimeq	duration of section of questionnaire	a093

*evaluation interview, behavior respondent*

aanswcat	difficulties with answer categories	a081
aconcent	concentration of respondent	a081
adivert	respondent diverted?	a081
aelabora	elaborating answers?	a081
aenjoy	answering enjoyable	a080
aexpress	expressing answers	a081
aforgot	respondent forgot the point?	a081
ageneval	general evaluation of interview	a080
ahelpnee	help needed with Q (eg repeat)	a081
ahonest	respondent honest?	a081
aimmedia	easy to answer immediately	a080
ainteres	interest of respondent in interview	a081
amemo_1	calling mind (evaluation interviewer)	a081
amemo_2	memory of respondent (evaluation interviewer)	a081

apleasan	interview pleasant?	a081
aproblem	problems in general (e.g. language)	a081
astray	respondent strayed?	a081
asuggest	suggestions for researchers	a080
asuspicious	respondent suspicious?	a081
atire_r	tiredness interview for respondent	a081
atiring	answering tiring	a080
atoolong	questions of respondent about length interview	a081
aunderst	understandness questions by respondent	a081
aworries	respondent worried?	a081
<i>interviewer, demographic characteristics</i>		
aiage	age at day first lsn-interview	a003
aieducat	level attained education interviewer	a003
aioccup	employment status interviewer	a003
ailivarr	living arrangement interviewer	a003
aipostc	postal code interviewer <4 digits>	a003
aisex	sex interviewer	a003
<i>interviewer, personality characteristics</i>		
aiagree	agreeableness (interviewer)	a203
aiagre1	cynical	a003
aiagre2	sharp temper	a003
aiagre3	egotistical	a003
aiagre4	good-natured	a003
aiagre5	cooperative	a003
aiagre6	considerate	a003
aiagre7	not jealous	a003
aiagre8	obstinate	a003
aiagre9	compassionate with others	a003
aiagre10	does not think too highly of people	a003
aiagre11	enjoys working on a team	a003
aiagre12	aloof	a003
aiagre13	trusting	a003
aiagre14	cordial	a003
aicons	conscientiousness (interviewer)	a203
aicons1	accurate	a003
aicons2	nonchalant	a003
aicons3	not persistent	a003
aicons4	conscientious	a003
aicons5	important that people adhere to the norms	a003
aicons6	responsible	a003
aicons7	important to dress appropriately	a003
aicons8	neat	a003
aicons9	ignore rules you don't agree with	a003
aicons10	likes order & regularity	a003
aicons11	perseverely	a003
aicons12	sloppy	a003
aicons13	comfortable if he/she knows what is expected of him/her	a003
aicons14	does not let anything sidetrack him/her	a003

aielev	evaluation elderly (interviewer)	a203
aielev1	fast-slow	a003
aielev2	heavy-light	a003
aielev3	small-large	a003
aielev4	valuable-worthless	a003
aielev5	boring-interesting	a003
aielev6	clean-dirty	a003
aielev7	unimportant-important	a003
aielev8	strong-weak	a003
aielev9	pleasant-unpleasant	a003
aielev10	attractive-repulsive	a003
aielev11	good-bad	a003
aielev12	unkind-nice	a003
aielev13	happy-unhappy	a003
aielev14	hard-soft	a003
aielev15	active-passive	a003
aielev16	calm-excited	a003
aiextr	extroversion (interviewer)	a203
aiextr1	garrulous	a003
aiextr2	leadership	a003
aiextr3	lethargic	a003
aiextr4	busy, involved in activities	a003
aiextr5	keeps thoughts & feelings to him/herself	a003
aiextr6	energetic	a003
aiextr7	loves parties	a003
aiextr8	straightforward	a003
aiextr9	adventurous	a003
aiextr10	reticent	a003
aiextr11	no trouble getting to know strangers	a003
aiextr12	good at spending time alone	a003
aiextr13	likes being in the limelight	a003
aiextr14	modestly	a003
aisecu	feeling secure (interviewer)	a203
aisecu1	kicking back seat, don't say anything	a003
aisecu2	send back food	a003
aisecu3	unannounced friends	a003
aisecu4	enough of talk, difficult to leave	a003
aisecu5	interrupt, ask wait finished	a003
aisecu6	afraid to ask money back	a003
aisecu7	someone irritates me, I don't ask to stop	a003
aisecu8	if friends irritates me, I do something	a003
aisecu9	defects, back to store	a003
aisecu10	noisy neighbors, don't say anything	a003
aiterm	termination soc undesirable situations	a203
aiterm1	don't worry much about what people think of me	a003
aiterm2	don't mind getting into a heated argument	a003
aiterm3	disapproves my behavior, afraid relationship terminated	a003
aiterm4	bothers me if someone can't stand me	a003
aiterm5	hate to be told that I am quiet	a003
aiterm6	detest being laughed	a003

aitem7	conflicts, not afraid relationship will end	a003
aitem8	impression, couldn't care less	a003
aitem9	hate doing something wrong	a003
aitem10	positive or negative reactions others don't have influence	a003
<i>interviewer, evaluation quality</i>		
aiecons	conscientious	a094
aiecut	can cut	a094
aiedata	# weeks interviewed	a094
aieexpl	explaining questions	a094
aieextr	extrovert	a094
aiefeedb	feedback	a094
aiefrien	friendly	a094
aiegloba	global judgement	a094
aiejudge	judge	a094
aieprobe	probes	a094
aieread	reads questions exactly	a094
aierepe	repeating questions	a094
aiesocc	socially confident	a094
aitempo	tempo of interviewing	a094
aietime	time judgement	a094
aietone	tone in general	a094
aietrain	period training	a094
<i>interviewer, other</i>		
aienqexp	prior experience being interviewed	a003
aiexperi	prior experience interviewing	a003
aipcexp	prior experience with personal computer	a003
aiseq	sequence# interview for interviewer	a008
aitimeav	time available	a003
aitrain	training interviewer	a003
aitypexp	experience typing	a003
anappr	# respondents approached	a003
anintv	# respondents interviewed	a003
atire_i	tiredness interview for interviewer	a081
<i>other</i>		
alsnpisa	weight LSN data for comparison with Pisa data	a009

## List of files

<i>File</i>	<i>Size</i>	<i>Date</i>	<i>Time</i>	<i>File</i>	<i>Size</i>	<i>Date</i>	<i>Time</i>
LSNa001.SYS	304368	951207	15:25	LSNa092.SYS	26376	950510	11:58
LSNa002.SYS	759088	951208	09:43	LSNa093.SYS	7074920	950614	17:44
LSNa003.SYS	39464	951208	09:43	LSNa094.SYS	30640	960726	14:53
LSNa004.SYS	216000	940111	11:08	LSNa095.SYS	1519760	961129	13:54
LSNa005.SYS	218776	951120	11:26	LSNa097.SYS	15346376	960213	11:23
LSNa006.SYS	74600	951208	09:44	LSNa098.SYS	13240	960312	13:25
LSNa007.SYS	138080	951208	09:44	LSNa203.SYS	26848	941222	12:10
LSNa008.SYS	283312	950913	14:51	LSNa215.SYS	167720	951120	13:26
LSNa009.SYS	262984	950503	10:33	LSNa216.SYS	122824	951120	12:46
LSNa010.SYS	267392	960327	10:34	LSNa221.SYS	142240	941207	16:58
LSNa011.SYS	157616	951208	09:45	LSNa222.SYS	153424	950503	14:39
LSNa012.SYS	399088	950918	13:16	LSNa223.SYS	126232	940511	11:28
LSNa013.SYS	142416	951208	09:45	LSNa230.SYS	146920	951214	09:59
LSNa014.SYS	10224	951208	09:45	LSNa231.SYS	73624	951214	09:59
LSNa015.SYS	13104	951212	08:46	LSNa232.SYS	124880	950905	11:15
LSNa016.SYS	188456	951120	12:23	LSNa247.SYS	117376	961129	09:12
LSNa017.SYS	15024	951120	11:41	LSNa251.SYS	343944	961129	09:21
LSNa018.SYS	218072	951120	13:10	LSNa256.SYS	27712	961129	13:54
LSNa019.SYS	188976	951208	09:47	LSNa263.SYS	132760	961128	17:23
LSNa020.SYS	293808	951212	11:39	LSNa265.SYS	119736	951211	16:29
LSNa021.SYS	411880	950807	14:41	LSNa267.SYS	252952	951218	12:00
LSNa022.SYS	625904	961202	13:02	LSNa269.SYS	31488	950613	14:39
LSNa023.SYS	302032	950613	15:56	LSNa273.SYS	122920	950613	15:36
LSNa030.SYS	232920	951120	13:53	LSNa274.SYS	127712	950613	15:34
LSNa031.SYS	88024	950913	14:41	LSNa275.SYS	90600	950510	10:18
LSNa032.SYS	221392	951208	09:45	LSNa276.SYS	19832	950510	12:54
LSNa047.SYS	1691096	961202	13:02	LSNa277.SYS	110104	950509	14:38
LSNa048.SYS	1858720	961129	09:10	LSNa278.SYS	47328	950510	13:14
LSNa051.SYS	1463928	961202	12:54	LSNa279.SYS	72624	951218	12:00
LSNa055.SYS	46104	961129	13:54	LSNa292.SYS	20168	950510	12:07
LSNa056.SYS	1020800	951012	12:49				
LSNa063.SYS	253272	960327	11:48				
LSNa065.SYS	1753152	951211	16:20				
LSNa067.SYS	141008	961129	13:54				
LSNa069.SYS	69512	961129	13:54				
LSNa070.SYS	1591528	960122	13:09				
LSNa073.SYS	172600	950613	15:36				
LSNa074.SYS	164336	960213	09:12				
LSNa075.SYS	118608	951208	09:46				
LSNa076.SYS	25952	951208	09:46				
LSNa077.SYS	143000	951208	09:46				
LSNa078.SYS	60992	951208	09:46				
LSNa079.SYS	89856	951208	09:46				
LSNa080.SYS	142968	930811	09:22				
LSNa081.SYS	267280	941212	13:00				
LSNa091.SYS	22128	951208	09:46				







Part G, H, I

Network Study 1992-1995

G: 1992-1993

H: 1993-1994

I: 1994-1995



## The Network Study: Introduction

As a part of the NESTOR-program "Living arrangements and social networks of older adults", 673 of the respondents of the Main Study participated in a Network Study. This study, a so-called multi-actor study, was constituted as the data collection of a research program into "Reciprocity of social support in the network of personal relationships of elderly".

The aim of the Network Study is to collect more data about the features of the networks of the elderly, and to conduct research into changes in the characteristics and the functions of the network. Three differences between the Network Study and the Main Study are striking. First, the questionnaire of the Network Study is more detailed about the supportive exchanges between the elderly and their network members and about other characteristics of their relationships. Second, the Network Study focusses on changes in a fixed selected part of the network, while the NESTOR-LSN Main Study and the successive LASA-survey focus on a changing network. Third, (a selection of the) network members participated in the Network Study as respondents. Although the network is still ego-centric, adding information obtained from network members makes it possible to analyze the structural features of a "full" personal network, in addition to structural characteristics like the network size that can be assessed from "star" networks.

Figure 1 gives an example of a "star" network. The network consists of the "anchor" of the network, eight persons and their relationships with anchor. The anchor is the respondent of the NESTOR-LSN main survey and graphically represented as the middle of a star. In the interview of the Main Study the anchor of this example mentioned at least eight persons with whom he is in touch regularly and who are important to him: his wife, his son, who is a member of the household, his daughter, one of his brothers, a neighbor, a colleague, someone who is known from an organization and a friend (see LSNa047). If he mentioned more than eight persons, the eight network members were selected with whom contact is most frequent (see LSNa055). When we gather information about the supportive content of these eight relationships, we have essentially the same information as the data in LSNa051.

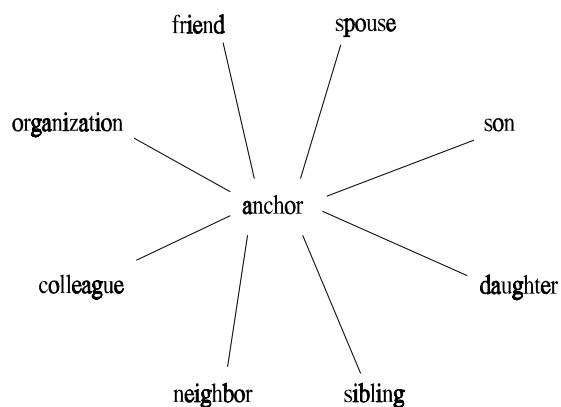


Figure 1. Graphic representation of a "star" network.

Figure 2 gives an example of a "full" network. The network consists of the "anchor" of the network, eight persons and their relationships with anchor, and their mutual relationships. The respondent was asked cooperation for the Network Study, and if permission was obtained, the respondent was asked to give the full names and addresses of the selection of the network members. The existence of the relationships between network members was assumed (e.g. between anchor's wife and anchor's daughter) or was asked in the interview (e.g. between a daughter and a friend of the anchor) (see LSNa056). The nine persons ("points") and the 22 relationships between them ("lines") are referred to as the network, although it is a sampled part of the whole network when the anchor has more than eight network members. When we investigate the supportive exchanges in these 22 relationships, we have more data than is present in LSNa051: we have the supportive exchanges in a full network (we assume that non existing relationships have no supportive content). In this network, the respondent of the face-to-face survey has on the one hand the same position as the other network members, and, on the other

hand, is the anchor of the network: the network is delineated by anchor. Furthermore, we have information about the content of each the relationships from two sources: for each relationship pair we have the answers of both participants in the relationship about the characteristics of the relationship.

Another way to present the network is with the help of an adjacency matrix (Table 1). The first column gives the names of the nine persons in the network, and the second gives a short description of the type of the relationship between the eight members and anchor. In the matrix in the right part of the table, the existence of a relationship is presented as 1 (equal to a line in figure 2), the absence of a relationship as 0, while the diagonal is empty.

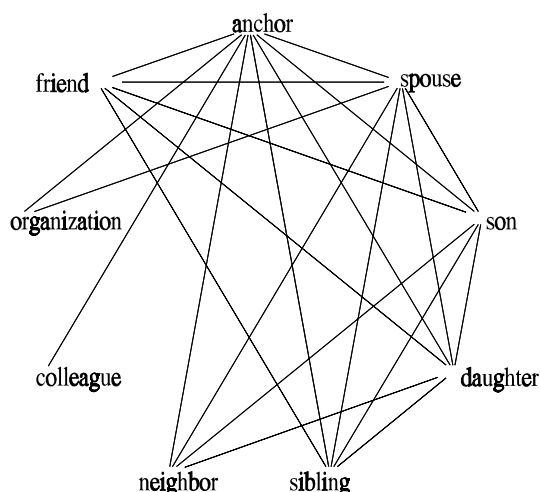


Figure 2. Graphic representation of a "full" network.

Table 1. Adjacency matrix of the example network.

Name	Description	#	0	1	2	3	4	5	6	7	8
Mr. J. Jones	anchor	0		1	1	1	1	1	1	1	1
Mrs. A. Jones-Robertson	wife	1	1		1	1	1	1	0	1	1
Mr. B. Jones	son	2	1	1		1	1	1	0	0	1
Mrs. S. Jones	daughter	3	1	1	1		1	1	0	0	1
Mr. D. Jones	brother	4	1	1	1	1		0	0	0	1
Mr. R. Merchant	neighbor	5	1	1	1	1	0		0	0	0
Mrs. M. Flowers-Clark	colleague	6	1	0	0	0	0	0		0	0
Mr. P. Barnes	organization	7	1	1	0	0	0	0	0		0
Mrs. Y. Doll-Boot	friend	8	1	1	1	1	1	0	0	0	

All nine persons in this network received a questionnaire by mail (for an example, see the section "example of a programmed questionnaire" in this part G, H, I of the documentation). The anchor is asked to answer questions about his relationships with eight network members, his wife about seven relationships, and so on. In total in 1992-1993 we sent questionnaires to 4,264 respondents with 17,396 mutual relationships<sup>13</sup>. There are at least three reasons to ask questions not only to the anchor, but to the network members too.

The first reason is that we are extremely interested in the circumstances of the people in the network. They are important if we are to understand why some elderly people give or receive so much support, and others so much less. If for example a friend gives a great deal of help, it might be because he is retired and has plenty of time to spare. If he also happens to live in the neighborhood, then he has all the more chance to give help and support. A daughter can be in a situation where she can not give much help at all, for example because she has a job and young children at home. If she also lives an hour drive away, it will be even harder for her to visit regularly and be much of a help. In the discussion now being conducted in society, a daughter is sometimes all too quickly assumed to be always able to help. We hope the data

<sup>13</sup> Actually, half of these relationships exist, the other half concerns the mirrored relationship.

gathered here will provide a more discerning view of the options open for example to daughters to give help and support.

It is also important for us not to work from the assumption that it is always the elderly who need help. This is why we persistently ask about the help and support the elderly *give* to the people in their network as well as the help and support they *receive*. We did this in the face-to-face interview as well as in the questionnaire we sent by mail.

We also posed a number of questions about what network members think about giving and receiving support. For example, how important they feel it is to give support. We asked if they felt it was only important to give help and support to their relatives, or also felt it was important to give help and support to their friends, whether male or female. We think people have different ideas about this, which might be relevant to the help and support that is given. It is clear that data about the ideas of the network members can not be gathered from the elderly respondents; we had to ask the people themselves.

A second reason to send network members a questionnaire is that we also want to know whether they know the other people in the network, and whether they ever help these other people. The pattern of giving and receiving help might be far more complicated than we tend to think. Most people are familiar with the following situation involving a son and daughter-in-law: "If I (*daughter-in-law of the elderly respondent*) get the housework finished now, then you (*son of the elderly respondent*) can go see your father." We do not really know how often this occurs, or how often it is relevant to the help given to the elderly person, in this case the father. Barely any research has been conducted into this kind of pattern of indirect help from the daughter-in-law via the son to the father. Of course patterns of this kind do not only occur with an elderly person and his son and daughter-in-law. They can also occur in the relationships between an elderly person and various of his neighbors (see Figure 2). We are very curious as to whether we will be able to uncover information of this kind by way of this study.

A third reason to send questionnaires to the people in the networks is that each individual has his own idea of what happens in a personal relationship. If for example we ask how often one person helps another, a modest helper will be quick to say it isn't that often, "I like doing it, and I am helping out a bit." However, for the person who is on the receiving end, even the most modest amount of help might be extremely valuable. In that case, there is a chance that if we ask how much help was received, the amount might be overestimated. In a pilot study we conducted in 1991, there did indeed appear to be sizable differences between the amount of help one person reported giving and the amount the other person reported receiving. These findings confirm the results of an earlier study by Antonucci and Israel (1986). By comparing the information we got from the two persons, we are now better able to estimate how much help was "really" given. By comparing the responses given by the two persons, we hope to better understand the data gathered about the help given and received within personal relationships.

Futhermore, the availability of data from two sources (both persons in the relationship)

makes it possible to compare the proxy data on demographic characteristics of network members

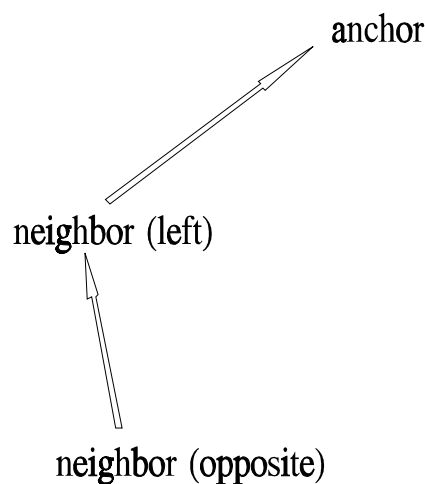


Figure 3. Indirect help from the neighbor (house at the opposite of the street) via the neighbor (house left) to the elder.

as given by the anchor of the network and these data from the network members. This offers opportunities for methodological research into the reliability of survey data (see for examples Pfenning, Pfennig & Mohler, 1991; Schenk, Mohler & Pfennig, 1992).

## Sample and Data Collection

This chapter gives some general information on the steps taken to collect data for the Network Study, part of the NESTOR program "Living arrangements and social networks of older adults" (LSN). The data collection was prepared during the face-to-face interviews we held with the elderly respondents in 1992. We asked them at the time whether they were willing to take part in this study. If that was the case, we asked them to provide the full names and addresses of a number of people in their network. These data were entered by the interviewer in the computer. When the data was presented to the people in charge of the study, all the information was checked. Typing errors were corrected, and the postal codes often had to be looked up. Then the questionnaires were drawn up. Each questionnaire is different, since each one contains the names of the various other people in the network. Checking the names and addresses was very time-consuming, as was producing the questionnaires (ever since April 1992, a printer has been producing them virtually day and night), and there was usually a period of a few months between the face-to-face interview and the moment when the questionnaires were sent out. In February 1993 we were finished sending out the questionnaires for the first observation. In May 1993 the second observation began, and the third observation started in June 1994 and finished in April 1995.

### Determination of the sample

#### *Respondents of the Main Survey*

In 1992, face-to-face interviews were conducted with 4,494 respondents. They constituted a stratified random sample of men and women born in 1903 to 1937. The random sample was taken from the registers of eleven municipalities: the city of Amsterdam and two rural communities in the west, one city and two rural communities in the south, and one city and four rural communities in the east of the Netherlands. The response was 61.7%. The data were collected by 88 interviewers. The interview was programmed on a laptop computer.

The average age of the respondents was 72.8. Most of them did not live in homes for the aged or nursing homes: 1,327 (29.6%) lived alone, 2,579 (57.5%) lived with a partner, and 205 (4.6%) lived in another kind of multi-person household; 351 (7.8%) lived in homes for the aged or nursing homes.

In the Network Study, we confined ourselves to the 4,059 respondents who provided information about their relational network.

#### *Questionnaire*

The networks of persons with whom the respondents maintained an important and frequent relationship were stipulated in the Main Study (Van Tilburg, 1995) by using a procedure based upon Cochran et al. (1990) (see LSNa047). The following seven categories were distinguished: people who live in the same household, children and children-in-law, other relatives, neighbors, people one is working or studying with, contacts in organizations, and other contacts (friends and acquaintances). In each of these categories, the respondents were asked to name people above the age of eighteen with whom they had important and regular contact. The size of the network was determined by the number of people who were named in the seven various categories.

A selected number of respondents (N= 1,547) were asked whether they were willing to provide the names and addresses of a maximum of eight of their network members (see LSNa055). The sample was to a certain extent stratified and consisted of more younger than older respondents, more unmarried, divorced and widowed respondents than respondents with a



partner and respondents living in institutions, and more respondents with a low than a high ADL-capacity. We asked:

As you know, this study focuses on the living situation and social ties of older adults. We have already asked you a number of questions about your situation, and more questions will follow. However, in order to obtain a more complete picture of your living situation and social ties, we would like to also put a number of questions to some of the people you just mentioned. More specifically, the following individuals: .. We would like to ask them about the composition of their families and about their daily activities. We would also like to ask a number of questions about their social ties. Our intention is to send them a questionnaire they can fill in at home. It takes less than 30 minutes to do so. Naturally, as is the case with the answers you have given, the information they provide will be treated confidentially, and will not be passed on to third parties. You will receive a questionnaire with roughly the same questions at the same time as they are approached. That questionnaire contains a number of questions that are different from the ones I am asking you today, and gives you an opportunity to be fully informed about what the next steps will be in this study. In the letter accompanying the questionnaire, we will mention that you have made it possible for us to contact them. Of course, it is up to them to decide for themselves whether or not they wish to respond. At this point I would like to ask you: Are you willing to participate in this part of the study? (Choice of answers: no; yes, under conditions; yes, no conditions).

The network members that were approached in the Network Study were the eight with the highest frequency of contact. If unconditional permission for all the addresses was obtained, the complete names and address of each selected network member were recorded. Otherwise, permission to obtain the name and address was requested for each selected network member separately. As a result of this procedure, 812 respondents refused to give permission to approach their network members, 326 respondents gave unconditional permission, and the others gave permission under the condition that only particular network members would be approached or said they would have to ask the network members' permission individually. Furthermore, to be prepared for the Network Study, we wanted to know about which relationships between network members questions could be posed in the network questionnaire, and asked questions on the density of the network (see LSNa056):

Can you tell me which of these .. people are regularly in touch with one another without any involvement on your part? I will list pairs of names. You will notice, however, that not all the names will be listed. People who are related to each other are apt to keep in touch regularly without any involvement on your part. Is .. regularly in touch with ..?

After this part of the questionnaire, the respondents were asked (see LSNa051) about the structural properties of the relationships or the network members (e.g. age, travel time, marital status, employment status) and about instrumental and emotional support received and given. Questions were posed only for the twelve or less relationships with the highest frequency of contact.

As regards the aspect of health of the respondent, two instruments were used (see LSNa030 and LSNa230). The first instrument contained four questions about experiencing problems with four activities of daily life (ADL). The ADL items formed a hierarchically homogeneous scale (Loevinger's coefficient of homogeneity  $H = .68$ ) which was reliably measured ( $\rho = .87$ ). The scale ranged from four (numerous problems) to twenty (no problems). The second instrument pertained to a question about the respondents' perception of their own health: "How is your health in general?". Subjective health correlated with ADL ( $r = .43$ ).

*Respondents of the Network Study*

After the data in the Main Study were received from the interviewers, the names and addresses of the network members mentioned were read from the diskettes, cleaned and stored in a database. If necessary, the respondents in the Main Study (anchors) were approached to ask whether they had received permission from their network members. Via this procedure, or by another report on the part of the anchors, 64 anchors refused to cooperate and 2 anchors who had refused at the time of the face-to-face interview said they were now willing to cooperate in the Network Study. This meant there were 673 anchors available for the Network Study. Besides these anchors, a selection of their network members served as respondents. The questionnaires were mailed between 15 and 349 days after the face-to-face interview (median 115 days), starting in April 1992. There were several reasons for the delay between the face-to-face interview and the mailing of the questionnaires, the most important of which was that the cleaning of the addresses, the second approach of the anchors by telephone or letter if more information was necessary, and the printing of the questionnaires were very time-consuming.

*Questionnaire*

The mailed questionnaire (see for an example the section "example of a programmed questionnaire" in this part G,H,I of the documentation) included questions about demographic characteristics, living and working conditions, ADL capacity, problematic situations, loneliness, exchange orientation, and family features. As regards the relationships with their network members, questions were posed about contact frequency, activity intensity to maintain the contact, changes in contact frequency, the quality of a relationship as compared with other ones, travelling time and social support. The questionnaire was completely personalized. The names of network members were included in the list, and questions that were not relevant for certain members, such as travelling time where neighbors were concerned, were not posed.

Twelve questions were about the instrumental and emotional aspects of each relationship: six about support received and six about support given (see LSNghi051). Three of the six questions were about instrumental support and three about emotional support. The questions posed for receiving instrumental support were: "How often did it occur in the last year that the following persons helped you with daily household tasks (e.g. preparing meals, cleaning the house, transport, a chore)?", "... gave you advice (e.g. on an important decision or on filling out forms)?", and "... gave you help when you needed it, e.g. when you were ill?", and for emotional support: "... gave you a present?", "... showed you they cared for you?", and "... that you told the following persons about your personal feelings?" (choice of answers: never, rarely, sometimes, often). The questions could be ranked on unidimensional scales of instrumental and emotional support received (at  $T_1$   $H = .59$  and  $.55$ ,  $\rho = .80$  and  $.76$ , respectively) and given (at  $T_1$   $H = .59$  and  $.56$ ,  $\rho = .79$  and  $.77$ , respectively) (see LSNghi251 for further information).

Four ADL items, the same as in the main survey, were used (see LSNghi030). They formed a hierarchically homogeneous scale (at  $T_1$   $H = .77$ ) which was reliably measured (at  $T_1$   $\rho = .92$ ) (see LSNghi230 for further information).

## Response and Non-response

*Response on the network level*

Table 1 gives an overview of the willingness of the anchors to participate in the Network Study. Of the 1,547 respondents in the main survey, 812 refused (a cooperation of 47.6%; Schenk et al., 1992 reported for a comparable study 46% cooperation). By using logistic regression, we analyzed whether the anchors in the Network Study form a representative sample of the respondents in the principal sample (the Main Study). The analysis showed that the 812

respondents who refused to take part in the Network Study did not differ from the 735 respondents who - at the time of the face-to-face interview - were willing to cooperate with respect to sex ( $p = .37$ ), partner status (no partner, living with a partner, partner outside the household) ( $p = .66$ ), subjective health ( $p = .70$ ), ADL capacity ( $p = .74$ ) and network size ( $p = .11$ ), but differed with respect to age (more younger people than older people were willing to cooperate,  $p = .004$ , odds ratio ( $e^B$ ) = .98).

Table 1. Overview of response of the Network Study at the level of the networks

	<u>T<sub>1</sub></u>		<u>T<sub>2</sub></u>		<u>T<sub>3</sub></u>	
	abs.	%	abs.	%	abs.	%
In face-to-face interview asked about network	4,059					
Not eligible (network size=0)	15					
Not asked for Network Study (sample)	2,497					
<i>Eligible for Network Study (assessed at T<sub>x-1</sub>)</i>	1,547	100.0	671	100.0	594	100.0
Refusal <sup>1</sup>	810	52.4				
Refusal before questionnaires were mailed	64	4.1	39	5.8	27	4.6
Anchor deceased	2	0.1	21	3.1	21	3.5
Too little response T <sub>x-1</sub>	-	-	15	2.2	39	6.6
Not eligible T <sub>x</sub> <sup>2</sup>	-	-	2	0.3	7	1.2
<i>Questionnaires mailed</i>	671		594		500	

<sup>1</sup> At the time of the face-to-face interview, excluding two respondents who reported after the face-to-face interview that they were willing to cooperate, despite their refusal at the time of the face-to-face interview.

<sup>2</sup> A variety of reasons, e.g. all network members have been deceased, severe illness of anchor, networks of two anchors (a couple) overlapped completely and were combined at T<sub>3</sub>.

Questionnaires were mailed to 671 anchors; two anchors deceased and 64 respondents who were willing to cooperate at the time of the face-to-face interview refused before the questionnaires were mailed. Another nineteen anchors and all of their network members did not return the questionnaires. We thus have at least partial information on 652 networks in the Network Study. A second logistic regression analysis showed that the 3,390 respondents who did not participate in the Network Study did not differ significantly from the 652 respondents who participated with respect to sex (fewer, but not significantly, females in the Network Study,  $p = .15$ ,  $e^B = .88$ ), subjective health ( $p = .17$ ,  $e^B = .93$ ), ADL capacity ( $p = .64$ ,  $e^B = .99$ ), and network size ( $p = .55$ ,  $e^B = 1.00$ ), but did differ in age ( $p = .000$ ,  $e^B = .96$ ) and household composition / marital status ( $p = .000$ ), with about the same proportion living with a partner, ( $p = .81$ ,  $e^B = .98$ ), more people unmarried and living alone ( $p = .001$ ,  $e^B = 1.81$ ), about the same proportion divorced and living alone ( $p = .64$ ,  $e^B = 1.10$ ), about the same proportion widowed and living alone ( $p = .05$ ,  $e^B = 1.25$ ), and institutionalized ( $p = .37$ ,  $e^B = .81$ ).

We conclude that our realized sample is biased when we compare it with the Main Study, with the most important deviation for age. However, since the Main Study consists of a stratified sample according to sex and birth year, the realized sample of networks in the Network Study can be viewed as a probability sample.

*Response on the level of network members*

The selected network members of the remaining 671 respondents (the networks of the two deceased elderly were excluded) and the anchors themselves served as respondents in the Network Study. In the face-to-face interview, the 671 respondents in the Network Study mentioned a total of 4,679 network members who were eligible for the Network Study (the eight network members with the highest frequency of contact). The total number of network members (including anchor) was therefore 5,350 (see LSNghi002). However, when cooperation was requested for the Network Study or in the period between the face-to-face interview and the mailing of the questionnaires, permission to approach the network members was refused by anchor for 1,127 network members (see Table 2).

The decisions by the anchors on who to include in the Network Study were very selective with respect to frequency of contact and type of relationship, but not with respect to sex. By using logistic regression, we analyzed whether the network members (other than the anchors) in the Network Study differ from the network members the anchors mentioned in the face-to-face interview. The analysis ( $N=4,651$ ), based on data of the Main Study (LSNa047 and LSNa051), shows that about an equal number of males and females were included ( $p=.03$ ,  $e^B=1.17$ ), more partners or spouses were included ( $p=.000$ ,  $e^B=4.00$ ), more children ( $p=.000$ ,  $e^B=2.47$ ), more children-in-law ( $p=.001$ ,  $e^B=1.46$ ), about an equal number of brothers or sisters ( $p=.62$ ,  $e^B=.94$ ), and fewer brothers-in-law and sisters-in-law ( $p=.000$ ,  $e^B=.51$ ), fewer other relatives ( $p=.001$ ,  $e^B=.67$ ), fewer friends ( $p=.000$ ,  $e^B=.67$ ) and fewer neighbors ( $p=.000$ ,  $e^B=.57$ ); the average frequency of contact (in days per year) between the anchor and the network member was higher for those who were included than for those who were not ( $p=.01$ ,  $e^B=1.0008$ ).

For the first wave, 5,306 network members (including the anchors) were eligible. Questionnaires were sent only to network members for whom permission was not refused by anchor at the time of the preparation of the mailing. In addition to the network members for whom permission was refused by anchor at the time of the preparation of the mailing, after the delivery of the questionnaires the anchors refused for a number of network members. The response and non-response for the three waves is shown in Table 2. Note that the figures for the three waves in this table are based on a different number of networks (see Table 1 for an overview of response of the Network Study at the level of the networks).

The response, calculated as proportion of returned questionnaires on the number of questionnaires sent, in the Network Study at  $T_1$  was 74.6% ( $N=4,264$ ), and the response was higher for anchors (86.4%) than for other network members (72.4%).<sup>14</sup> For  $T_2$ , the total response was 72.0% (anchors 77.6%, network members 70.8%), and for  $T_3$  the total response was 77.0% (anchors 81.0%, network members 76.0%). However, when we calculate the response rates as proportion of returned questionnaires on the number of eligible network members, lower percentages are found (60.0% for  $T_1$ , 52.3% for  $T_2$ , and 49.6% for  $T_3$ ). In this calculation is not taken into account that the number of network members differs across networks. We may take this into account by computing firstly the response rate for each network, and averaging secondly these percentages across the networks. The percentages are in that case 61.1% for  $T_1$ , 53.2% for  $T_2$ , and 51.1% for  $T_3$ .

Table 2. Response of network members (including anchor) (*To be continued*)

<sup>14</sup> We did not correct for the number of network members who were nominated 'double', that is by different respondents and for the number of network members who were respondents of the Main Study, as was done by Schenk et al. (1992). They reported a response rate of 66%.

	Network members					
	T <sub>1</sub>		T <sub>2</sub>		T <sub>3</sub>	
	N	%	N	%	N	%
Mentioned in face-to-face interview	10,190		8,925		7,646	
Eligible in face-to-face interview <sup>1</sup>	5,350		4,741		4,021	
Not eligible in Network Study <sup>2</sup>	44		110		127	
Eligible in Network Study	5,306	100.0	4,631	100.0	3,894	100.0
Refusal by anchor	1,127	21.2	1,001	21.6	846	21.7
No response T <sub>x-1</sub> <sup>3</sup>	-		237	5.1	403	10.4
Refusal/no response by network member	997	18.8	970	21.0	715	18.4
Data available	3,182	60.0	2,423	52.3	1,930	49.6
Questionnaires mailed	4,264	100.0	3,367	100.0	2,507	100.0
Response of questionnaires mailed	3,182	74.6	2,423	72.0	1,930	77.0

<sup>1</sup> Including four network members who were not among the eight relationships with the highest frequency of contact; they were replacements for other network members.

<sup>2</sup> E.g. deceased, ill or left network by movement (e.g. neighbor), retirement of anchor (colleague) or divorce (child in law); assessed at the time of the approach of the network members.

<sup>3</sup> Network members other than kin of anchor who did not respond once and network members who did not respond twice were excluded for the next wave.

Table 2. *Continued*

	Mean network size		
	T <sub>1</sub>	T <sub>2</sub>	T <sub>3</sub>
	N=671	N=594	N=500
Mentioned in face-to-face interview	15.2	15.0	15.3
Eligible in face-to-face interview	8.0	8.0	8.0
Not eligible in Network Study	0.1	0.2	0.3
Eligible in Network Study	7.9	7.8	7.8
Refusal by anchor	1.7	1.7	1.7
No response T <sub>x-1</sub>	-	0.4	0.8
Refusal/no response by network member	1.5	1.6	1.4
Data available	4.7	4.1	3.9

#### *Response on the level of network relationships*

For some analyses, e.g. full network analyses using software like UCINET (Borgatti, Everett & Freeman, 1992), the representativeness of the network data is determined by the number of relationships of which data is available. Table 3 shows the number of relationships available in the Network Study with data (collected from at least one of the two persons within the relationship), and the completeness of data within networks dependent of the criterium applied (see LSNghi055). For example, complete data at T<sub>1</sub> are available for 233 networks when we limit our analyses to networks with 80% or more response.

Table 3. Network response (based on the number of relationships)

	T <sub>1</sub>	T <sub>2</sub>	T <sub>3</sub>
N networks <sup>1</sup>	670	592	500
M network members	7.9	7.8	7.8
Number relationships <sup>2</sup>	23,300	19,865	16,507
Data available <sup>3</sup>	14,912	10,961	8,603
% with data available	65.9	56.7	55.4
Number of networks available if we accept			
≥70% response	352	239	189
≥80% response	296	178	152
≥90% response	233	124	94
100% response	176	81	68

<sup>1</sup> Non eligible networks excluded

<sup>2</sup> These are the eligible relationships of the eight relationships with the highest contact frequency nominated in the Main Study

<sup>3</sup> Item non-response may exist

When we compare the sex, age, partner status, subjective health, ADL-capacities and network size of respondents of whom the network data are complete with the other respondents with network members, we find in logistic regression analyses for the 70%, 80% and 90% response categories only age to be significant ( $p < .01$ ,  $e^B \approx .96$ ) and for the 100% response category age and network size significant ( $p < .01$ , both  $e^B \approx .96$ ). A complete response was more often realized in small networks than in large networks.

### Conclusion

Conducting a full Network Study within the framework of a survey is characterized by several obstacles. It is not only a very time-consuming and expensive enterprise, but it is necessary to harm the privacy of anchors and their network members. As a consequence, the response rate is low. However, it is possible to select a relatively large number of networks of which (nearly) complete cross-sectional data are available, and which are representative for the networks of elderly in the Netherlands. For that, one has to select T<sub>1</sub>-networks with a high but not perfect response. The longitudinal data allows us to study changes within (a large number of) relationships and within (a small number of) networks.

## Overview of data files

The data files of the NESTOR-LSN Network Study are stored in files with names beginning with LSNg for the first wave (1992-1993), LSNh for the second wave (1993-1994) and LSNi for the third wave (1994-1995). We refer to the collection of these files as the LSNghi-files. There are two data sources: the respondents (anchor and his/her network members) of the Network Study (N) and the system (S, e.g. computer system, administrative data, computations on original data).

File	Source	Data about	Id var	N		
				LSNg	LSNh	LSNi
002	S	sample	anwmem	5,350	5,350	5,350
008	S	realization of sample (response and non-response), sex, type of relationship	anwmem	4,264	3,754	3,162
010	N	basic demographics	anwmem	3,182	2,423	1,930
030	N	ADL-capacity	anwmem	3,126	2,413	1,923
230	S	scale ADL-capacity	anwmem	3,099	2,402	1,909
048	S	characteristics of the relationship pairs	anwpair	17,396	15,131	12,637
051	N	relationship characteristics and support	anwpair	12,887	9,788	7,720
251	S	scales support exchanges	anwpair	12,739	9,687	7,539
055	S	cooperation Network Study	respnr	4,059	670	594
072	N	life events	anwmem	3,182	2,350	1,877
073	N	loneliness items	anwmem	3,117	-	1,877
273	S	loneliness scale	anwmem	2,976	-	1,829
075	N	items communal and exchange orientation	anwmem	3,094	2,358	1,884
275	S	scale exchange orientation	anwmem	3,030	2,302	1,855
083	N	norms about support	anwmem	3,111	-	-
084	N	family characteristics	anwmem	1,447	1,125	-
095	S	geographic and financial data based on postal code	anwmem	4,264	3,754	3,162

The identifiers of the cases in the LSNghi-files are RESPNR (the number of the respondent, i.e. the anchor of the network), ANWMEM (the first five figures are the respondent number, followed by a unique number in the sequence in which the network members were referred to; the last two figures are 00 for anchors) and ANWPAIR (the first five figures are the respondent number, followed by a unique number given twice in the sequence in which the network members were referred to). The identifiers are similar to the identifiers in the LSNa-files. Some examples:

ANWMEM = 1234567	respondent in the Network Study, network member number 67 of respondent 12345
ANWMEM = 1234500	respondent in the Network Study, anchor of the network 12345, same respondent as the respondent in the LSNa-data with RESPNR = 12345
ANWPAIR = 123456789	data on the relationship between network members 1234567 and 1234589, provided by network member ANWMEM = 1234567
ANWPAIR = 123458967	data on the relationship between network members 1234567 and 1234589, provided by network member ANWMEM = 1234589

*Data transformations to get the variable RESPNR from ANWMEM:*

```
compute respnr= trunc(anwmem/100).
compute anchor= anwmem-trunc(anwmem/100)*100.
recode anchor (0=1) (else=0).
format respnr (f5) anchor (f1).
```

*Data transformations to get the variable ANWMEM from ANWPAIR:*

```
compute anwmem= trunc(anwpair/100).
compute mem1= anwmem-trunc(anwmem/100)*100.
if (mem1=0) anchor=1.
recode anchor (sysmis=0).
compute mem2= anwpair-trunc(anwpair/100)*100.
format anwmem (f7) mem1 mem2 (f2) anchor (f1).
```

*Comparing answers of both participants in one relationship*

Relationship characteristics (dyad data) are collected twice (from two perspectives): they are asked to both participants of one relationship. For example, the question about the frequency of contact within the relationship is answered by YY and ZZ. In principal, these answers must be equal. Questions about the supportive exchanges are asked also to both participants. It is expected that the data on support received by YY from ZZ, as answered by YY, are strongly associated with the data on support given by ZZ to YY, as answered by ZZ. However, deviations may exist due to the more or less subjective nature of the questions.

*Data transformations (example):*

*Make a text-file (ASCII) 'temp.prg':*

```
set echo off
set talk off
use temp
last=0
do while .not. eof()
  * select one of the pairs xxxxyyzz and xxxxxzzy at random
  if tempvar=last
    if random=0
      delete
    else
      skip -1
      delete
      skip
  endif
endif
```



```

    last=tempvar
    skip
enddo
pack
quit

```

*Execute the following SPSS-PC commands:*

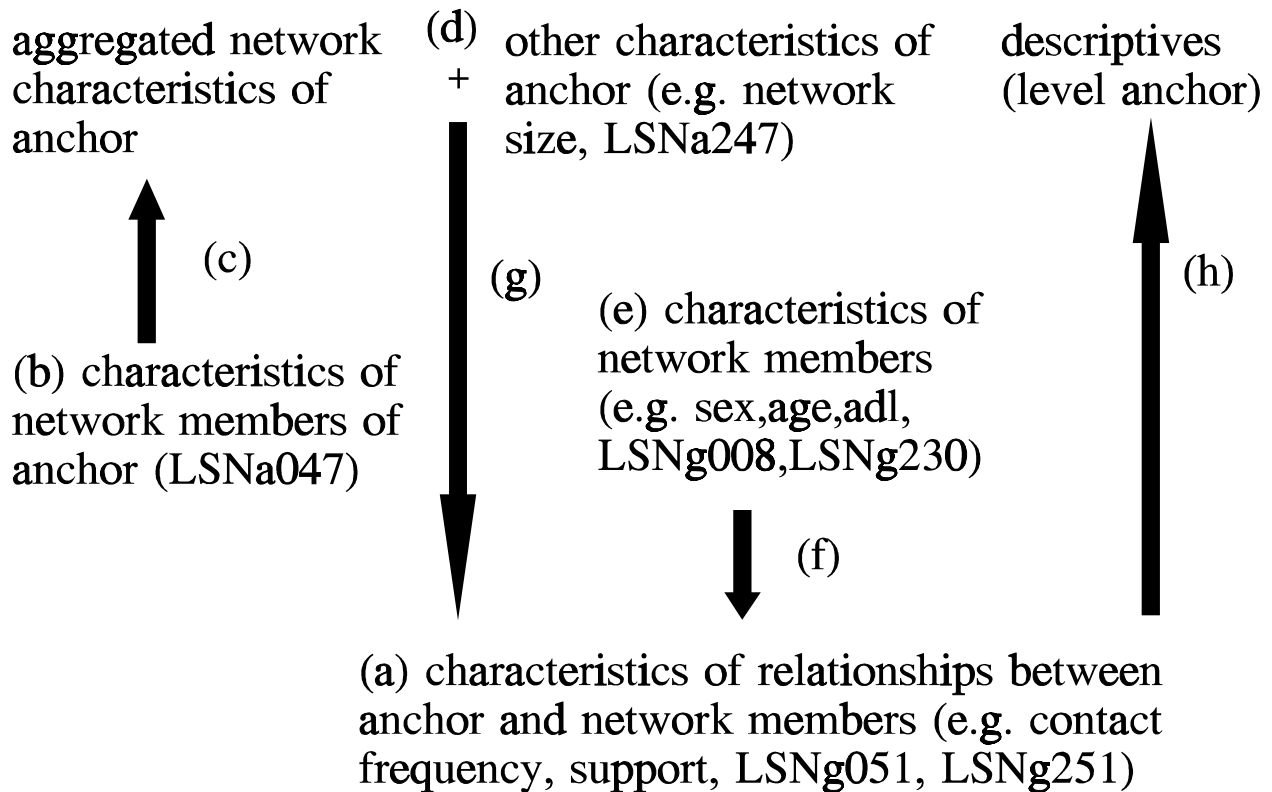
```

get file 'LSNg051.sys'/keep anwpair gnwfreq.
* in this file, in each record the information is available from one source: the pair
  XXXXXYYZZ has information about the frequency of the contact as reported by YY, and the
  pair XXXXXZZYY has information about the frequency of the contact as reported by ZZ.
compute opposite = trunc(anwpair/10000)*10000 +
  (anwpair-trunc(anwpair/100)*100)*100 +
  trunc(anwpair/100)-trunc(anwpair/10000)*100.
format opposite (f9).
modify variables /drop anwpair.
sort by opposite.
modify variables /rename (opposite=anwpair) (gnwfreq=freq_opp).
save file 'temp.sys'.
join match /file 'LSNg051.sys'/keep anwpair gnwfreq
  /file 'temp.sys' /by anwpair.
* reject if not both participants in the relationship have responded.
select if (not missing(gnwfreq) & not missing(freq_opp)).
* the information is now double available (from two sources): the pairs XXXXXYYZZ and
  XXXXXZZYY have both information about the frequency of the contact as reported by YY
  and reported by ZZ; one may select one of the two cases at random which has the
  disadvantage of different results across repeated analyses; one may select all cases which
  has the disadvantage of an overestimation of the p-value.
* begin of computations to select one of the two cases at random.
compute mem1= trunc(anwpair/100)-trunc(anwpair/10000)*100.
compute mem2= anwpair-trunc(anwpair/100)*100.
if (mem1>mem2) memnew1=mem1.
if (mem1>mem2) memnew2=mem2.
if (mem1<mem2) memnew1=mem2.
if (mem1<mem2) memnew2=mem1.
compute random= trunc(uniform (2)).
compute tempvar=trunc(anwpair/10000)*10000+memnew1*100+memnew2.
format tempvar (f9) random (f1).
modify variables /keep anwpair gnwfreq freq_opp tempvar random.
sort by tempvar.
translate to 'temp.dbf' /type=db3 /replace.
* the dBase program temp.prg selects one of the two cases at random.
dos 'dbase temp.prg'.
translate from 'temp.dbf'/drop tempvar random.
modify variables /drop d_r.
* end of computations to select one of the two cases at random.
recode gnwfreq freq_opp (lo thru -1=-1).
missing values gnwfreq freq_opp (-1).
* labels are lost caused by translation to and from dBase-file.
value labels gnwfreq freq_opp -1'missing' 8'daily/household' 6'weekly'
  5'2x month' 4'1x month' 3'<1x month'.
variable labels gnwfreq 'frequency in xy as reported by x'
  freq_opp 'frequency in xy as reported by y'.
crosstabs /tables= gnwfreq by freq_opp /statistics kappa.

```

*An example for a substantive analysis, using data from several levels:*

The research question is: Do sex, age, adl, frequency of contact, network size and percentage kin in networks influence changes in instrumental support received by anchors from neighbors? The data are combined in several steps (a through h).



\* step (a): select relationships between anchors and neighbors.

```
get file 'LSNg048.sys'.
```

\* select neighbor relationships (an alternative is to select non-kin relationships with network members living at a 5 minutes distance at a maximum).

```
select if (g_typ=17).
```

\* select anchor as principal member of the relationship.

```
select if (trunc(anwpair/100)-trunc(anwpair/10000)*100=0).
```

```
modify variables /keep anwpair.
```

```
save file 'temp.sys'.
```

\* add information on T1 and T2 instrumental support received and T1 frequency of contact.

```
join match /file 'temp.sys' /table 'LSNh251.sys' /keep anwpair hri /by anwpair.
```

```
save file 'temp.sys'.
```

```
join match /file 'temp.sys' /table 'LSNg251.sys' /keep anwpair gri /by anwpair.
```

```
save file 'temp.sys'.
```

```
join match /file 'temp.sys' /table 'LSNg051.sys' /keep anwpair gnwfreq /by anwpair.
```

```
compute opposite= trunc(anwpair/10000)*10000 + (anwpair-trunc(anwpair/100)*100)*100.
```

```
format opposite (f9).
```

```
sort by opposite.
```

```
save file 'tempoppo.sys'.
```

\* collect data on support and frequency of contact, respondent = neighbor.

```
join match /file 'LSNh251.sys' /keep anwpair hgi /file 'LSNg251.sys' /keep anwpair ggi /file 'LSNg051.sys' /keep anwpair gnwfreq /by anwpair.
modify variables /rename (anwpair=opposite) (gnwfreq=gnwfreqo).
save file 'tempoppo.sys'.
```

\* replace missing values in temppair.sys by data from the neighbor.

```
join match /file 'temppair.sys' /table 'tempoppo.sys' /by opposite.
if ((gnwfreq<1 | miss(gnwfreq)) & gnwfreq>0)gnwfreq=gnwfreqo.
if ((hri<1 | miss(hri)) & hgi>0)hri=hgi.
if ((gri<1 | miss(gri)) & ggi>0)gri=ggi.
select if (not miss (hri) & (not miss (gri))).
compute respnr= trunc(anwpair/10000).
compute anwmem= trunc(anwpair/100).
modify variables /drop hgi ggi gnwfreqo opposite.
sort by anwpair.
save file 'temppair.sys'.
```

\* step (b): make file with data on network characteristics.

```
get file 'LSNa047.sys'.
recode adomtyp (12,19,21,23,24=1) (7,22=2) (13,32=3) (8,33=4)
(4,5,6,14,31,34 thru 39=5) (15,71=6) (40=7) (1,2,3,9,10,16,17,18,19,41
thru 70,72 thru 79=8) (11,80=9).
value label adomtyp 1'child'2'ch ilaw'3'sib'4'sib ilaw'5'other kin'
6'friend'7'neighbor'8'other non kin'9'partner'.
if (adomtyp>=1 & adomtyp<=5)kin=1.
if (adomtyp>=6 & adomtyp<=8)kin=0.
if (adomtyp=-1 | adomtyp=9)kin=-1.
missing values kin (-1).
compute respnr=trunc(anwmem/100).
```

\* step (c): aggregate to level anchors.

```
aggregate /outfile 'temp.sys' /break respnr /pctkin=pct(kin,0).
```

\* step (d): collect data on level anchors.

```
join match /file 'LSNa247.sys' /keep respnr anwsize /file 'temp.sys' /by
respnr.
format pctkin (f5.1).
save file 'tempresp.sys'.
```

\* step (e): make file with data (SEX, AGE and ADL) on the level of the network members.

```
join match /file 'LSNg008.sys' /keep anwmem anwsex gage /file
'LSNg230.sys' /file 'LSNh230.sys' /file 'LSNi230.sys' /by anwmem.
if (miss(gadl) & not miss(hadl))gadl=hadl.
if (miss(gadl) & not miss(iadl))gadl=iadl.
compute respnr= trunc(anwmem/100).
compute mem= anwmem - respnr*100.
save file 'temp.sys'.
join match /file 'temp.sys' /drop hadl iadl /table 'LSNa230.sys' /keep
respnr aadl /by respnr.
```

\* if adl of anchor is missing in the Network Study, the adl as assessed in the main survey is taken as replacement.

```
if (miss(gadl) & mem=0 & aadl>0)gadl=aadl.
modify variables /drop aadl respnr mem.
save file 'tempmem.sys'.
```

\* step (f), phase 1 (anchors): join data on the relationship level with data on the network member level.

```
join match /file 'temppair.sys' /table 'tempmem.sys' /rename
(anwsex=sexanch) (gage=ageanch) (gadl=adlanch) /by anwmem.
compute anwmem= respnr*100+ anwpair-trunc(anwpair/100)*100.
sort by anwmem.
save file 'temppair.sys'.
```

\* step (f), phase 2 (neighbors): join data on the relationship level with data on the network member level.

```
join match /file 'temppair.sys' /table 'tempmem.sys' /rename
(anwsex=sexneig) (gage=ageneig) (gadl=adlneig) /by anwmem.
```

```
save file 'temppair.sys'.
* step (g): join data on the relationship level with data on level anchor.
join match /file 'temppair.sys' /drop anwmem /table 'tempresp.sys' /by
respnr.
format respnr (f5).
variable label respnr 'identification anchor'.
compute mem= anwpair- respnr*10000.
format mem (f2).
variable label mem 'identification neighbor'.
missing values hri gri gnwfreq (-1) ageneig (-2).
modify variables /reorder (anwpair respnr mem hri gri gnwfreq sexanch
ageanch adlanch sexneig ageneig adlneig anwsize pctkin).
save file 'pairdata.sys'.
* descriptives of the relationships.
descriptives /variables=all.

* step (h): descriptives of variables of anchor.
get file 'pairdata.sys'.
* for characteristics of anchor, the first valid value is taken, for characteristics of neighbors, the
mean of valid values is taken.
aggregate /outfile 'tempagg.sys' /break respnr
/nrecord 'selected # neighb rel.ships' =N /sex=first(sexanch)
/age=first(ageanch) /adl=first(adlanch) /anwsize=first(anwsize)
/pctkin=first(pctkin)
/meanfreq 'mean contact frequency /w neighbors'=mean(gnwfreq)
/femaneig 'pct female neighbors'=pgt(sexneig,1)
/mageneig 'mean age neighbors'=mean(ageneig)
/madlneig 'mean adl neighbors'=mean(adlneig).
get file 'tempagg.sys'.
format nrecord (f2) meanfreq (f3.1) femaneig (f5.1) mageneig (f6.2)
madlneig (f4.1).
* note that a valid value for the adl of neighbors is only available when at least one of the
neighbors responded; the mean can be based on less than the number of neighbors in the
relationship file.
descriptives /variables= all.
```

# LSNghi002

N: 5,350; 5,350; 5,350

Data about: sample information

Data Source: System

Other files about same topic: LSNghi008, LSNa048

Selection of respondents: eight network members with ranking numbers 1 through 8 (see LSNa055)

Identification variable: ANWMEM

**gsent hsent isent** Q sent at T1

*Note: Network member 1302006 is in the Network Study, but not in the network (LSNa047); network members 2162703, 2496903 and 3147605 are in the Network Study, but have ranking numbers higher than eight (variable afreqran in LSNa048); they are the replacements for network members 1302003, 2162706, 2496902 and 3147617, respectively.*

Value label	Value	gsent		hsent		isent	
		Freq	%	Freq	%	Freq	%
not sent $T_{x-1}$	-25			936	17.5	1001	18.7
moved to abroad	-18					2	.0
deceased NWM?	-17					2	.0
Anchor dont know NWM's	-16					7	.1
NW= double	-15					9	.2
no response Anchor $T_1$ & $T_2$	-14					119	2.2
other NWM died	-13					1	.0
Anchor severe ill $T_{x-1}$ - $T_x$	-12					25	.5
technical problems	-11			2	.0	12	.2
NWM left netw $T_{x-1}$ - $T_x$	-10			6	.1	0	.0
no response NWM $T_{x-1}$	-9			237	4.4	533	10.0
too little respons NW $T_{x-1}$	-8			94	1.8	124	2.3
bad pers circumstances $T_{x-1}$	-7	1	.0	6	.1	0	.0
identity confusion $T_{x-1}$ - $T_x$	-6	1	.0	2	.0	0	.0
address unknown $T_{x-1}$ - $T_x$	-5	2	.0	6	.1	11	.2
ill NWM $T_{x-1}$	-4	7	.1	0	.0	5	.1
deceased NWM $T_{x-1}$ - $T_x$	-3	16	.3	61	1.1	81	1.5
deceased Anchor $T_{x-1}$ - $T_x$	-2			143	2.7	302	5.6
refusal by NWM $T_{x-1}$ - $T_x$	-1			129	2.4	254	4.7
refusal by Anchor $T_{x-1}$ - $T_x$	0	1059	19.8	361	6.7	355	6.6
Q sent at $T_x$	1	4264	79.7	3367	62.9	2507	46.9
		-----	-----	-----	-----	-----	-----
	Total	5350	100.0	5350	100.0	5350	100.0

Note: Categories are not mutually exclusive and are assigned in descending sequence (from 0 to -25).

# LSNghi008

N: 4,264; 3,754; 3,162

Data about: sample information

Data source: System

Other files about same topic: LSNg002, LSNa047

Selection of respondents: valid names/addresses of selected members (see LSNa055)

Identification variable: ANWMEM

**anwsex** sex R Network Study

*This variable is equal to the variable anwsex in LSNa047; the values for anchors are equal to the variable sex in LSNa008.*

**bdate** birth date <yymmdd>

What is your date of birth?

Wat is Uw geboortedatum? dag (1..31) ..... maand (1..12) ..... jaar 19 .....

<b>anwsex</b>				<b>bdate</b>			
Label	Value	Freq	%	Value label	Value	Freq	%
male	1	1889	44.3	no data	-1	959	22.5
female	2	2375	55.7	Feb 1, 1900	201	1	.0
		----	-----	<interrupted>			
Total		4264	100.0	July 26, 1975	750726	1	.0
				!Jan 23, 1896	960123	1	.0
				!Feb 25, 1897	970225	1	.0
						----	-----
				Total		4264	100.0

**gage hage iage** age at day of returning Q

*If a questionnaire is not returned, the day of sending the questionnaire is taken. If the birth date is missing, the age of the network member is taken from LSNa051.*

	<b>gage</b>			<b>hage</b>		<b>iage</b>	
Value label	Value	Freq	%	Freq	%	Freq	%
bdate missing	-2	16	1.5	13	.3	12	.4
youngest T <sub>1</sub>	16.04	1	.0				
youngest T <sub>2</sub>	17.02			1	.0		
youngest T <sub>3</sub>	18.03					1	.0
<interrupted>							
oldest T <sub>1</sub>	96.54	1	.0				
oldest T <sub>2</sub>	97.59			1	.0		
oldest T <sub>3</sub>	98.70					1	.0
		----	-----	----	-----	----	-----
Total		4264	100.0	3754	100.0	3162	100.0

**gnpers hnpers inpers** rel.ship w/ #persons in network

*This variable is based on the adjacency matrix.*

Value label	Value	gnpers			hnpers		inpers	
		Freq	%		Freq	%	Freq	%
members died	0	1	.0	0	.0	0	.0	
asked about 1 other	1	491	11.5	445	11.9	374	11.8	
<interrupted>								
asked about 8 others	8	427	10.0	353	9.4	240	7.6	
		----	-----	----	-----	----	-----	
Total		4264	100.0	3754	100.0	3162	100.0	

**gdomtyp hdomtyp idomtyp** domain / type of network member (related to anchor)

*Variable adomtyp in LSNa047 is updated (e.g. when a neighbor has been moved, the domain/type-code is changed to 41); a code 0 is added for anchors.*

Value label	Value	gdomtyp			hdomtyp		idomtyp	
		Freq	%		Freq	%	Freq	%
anchor network	0	671	15.7	594	15.8	502	15.9	
acquaintance, hh	2	1	.0	1	.0	1	.0	
catholic sister, hh	3	2	.0	2	.1	0	.0	
parent, hh	4	0	.0	1	.0	0	.0	
son/d inlaw, hh	7	1	.0	2	.1	1	.0	
hh partner/spouse	11	396	9.3	348	9.3	288	9.1	
hh son/daughter	12	60	1.4	47	1.3	37	1.2	
hh br/sister	13	4	.1	2	.1	2	.1	
son/daughter	21	879	20.6	781	20.8	673	21.3	
son/d inlaw	22	419	9.8	358	9.5	302	9.6	
parent	31	24	.6	19	.5	18	.6	
br/sister	32	245	5.7	222	5.9	184	5.8	
br/sis inlaw	33	162	3.8	149	4.0	129	4.1	
grandson/daughter	34	62	1.5	48	1.3	36	1.1	
cousin/niece/nephew	35	117	2.7	107	2.9	83	2.6	
uncle/aunt	36	8	.2	6	.2	5	.2	
other family	37	3	.1	3	.1	1	.0	
fath/moth inlaw	38	13	.3	12	.3	9	.3	
neighbor	40	523	12.3	444	11.8	360	11.4	
former neighbor	41	3	.1	8	.2	12	.4	
colleague	51	145	3.4	123	3.3	96	3.0	
volunteer	52	53	1.2	50	1.3	49	1.5	
education	53	4	.1	4	.1	4	.1	
organiz/church	60	119	2.8	109	2.9	97	3.1	
friend	71	252	5.9	229	6.1	212	6.7	
acquaintance	72	84	2.0	77	2.1	57	1.8	
prof.helper	76	3	.1	3	.1	2	.1	
other-other	78	4	.1	3	.1	0	.0	
partner/lat	80	6	.1	2	.1	2	.1	
		----	-----	----	-----	----	-----	
Total		4264	100.0	3754	100.0	3162	100.0	

**gs1dat hs1dat is1dat** Q sent <yymmdd>

	<b>gs1dat</b>			<b>hs1dat</b>		<b>is1dat</b>	
<i>Value label</i>	<i>Value</i>	<i>Freq</i>	<i>%</i>	<i>Freq</i>	<i>%</i>	<i>Freq</i>	<i>%</i>
not sent	-1			388	10.3	656	20.7
	920422	48	1.1				
<interrupted>	950126					2	.1
	Total	4264	100.0	3754	100.0	3162	100.0

**gs2dat hs2dat is2dat** first reminder sent <yymmdd>  
**gs3dat hs3dat is3dat** second reminder sent <yymmdd>**grespons hrespons irespons** response mailed Q

	<b>grespons</b>			<b>hrespons</b>		<b>irespons</b>	
<i>Value label</i>	<i>Value</i>	<i>Freq</i>	<i>%</i>	<i>Freq</i>	<i>%</i>	<i>Freq</i>	<i>%</i>
no approach T <sub>2</sub>	-7					300	9.5
refusal for T <sub>x-1</sub>	-6			150	4.0	139	4.4
address unknown	-5					7	.2
no response T <sub>1</sub>	-4			237	6.3	209	6.6
no response	0	830	19.5	695	18.5	452	14.3
valid Q	1	3182	74.6	2423	64.5	1930	61.0
mail returned	2	9	.2	19	.5	2	.1
empty Q returned	3	60	1.4	26	.7	30	.9
refusal phone	4	61	1.4	24	.6	7	.2
refusal letter	5	39	.9	99	2.6	43	1.4
refusal by anchor	6	68	1.6	60	1.6	28	.9
severe ill, dying	10			7	.2	5	.2
A severe ill, dying	11	6	.1	7	.2	0	.0
left network	12			4	.1	5	.2
temporary abroad	13	2	.0	2	.1	2	.1
other member died	14	7	.2	1	.0	0	.0
address unknown	15					3	.1
	Total	4264	100.0	3754	100.0	3162	100.0

**grpdat hrpdat irpdat** date of response

	<b>grpdat</b>			<b>hrpdat</b>		<b>irpdat</b>	
<i>Value label</i>	<i>Value</i>	<i>Freq</i>	<i>%</i>	<i>Freq</i>	<i>%</i>	<i>Freq</i>	<i>%</i>
no approach T <sub>2</sub>	-7					300	9.5
refusal for T <sub>x</sub>	-6			150	4.0	139	4.4
address unknown	-5					7	.2
no response T <sub>x-1</sub>	-4			237	6.3	209	6.6
no response	-1	830	19.5	695	18.5	453	14.3
April 29, 1992	920429	14	.3				
<interrupted>							
April 26, 1995	950426					1	.0
	Total	4264	100.0	3754	100.0	3162	100.0

**gequalg** equal to R in Network Study (LSNg)

40 network members are also network members in another network. The networks 15623 and 15910 are the same, and the networks 15925 and 15794 are almost the same.

**gequala** equal to R in main survey (LSNa)

90 network members, other than anchor in that network, are also respondents in the main study (LSNa008).



Value label	Value	gequalg		gequala	
		Freq	%	Freq	%
not equal	0	4186	98.2	4174	97.9
<interrupted>	12454			1	.0
	34444			1	.0
<interrupted>	1243601	1	.0		
	3444401	1	.0		
		----	-----	----	-----
	Total	4264	100.0	4264	100.0

## LSNghi010

N: 3,182; 2,423; 1,930

Data about: basic demographics

Data source: anchor and network members, mailed questionnaire

Other files about same topic: LSNghi008, LSNa010

Identification variable: ANWMEM

**gmarst hmarst imarst** marital status

What is your official marital status?

Bent U ongehuwd, gehuwd, gescheiden of weduwnaar?

Value label	Value	gmarst		hmarst		imarst	
		Freq	%	Freq	%	Freq	%
no answer	-1			16	.7	8	.4
unmarried/never marr	1	455	14.3	352	14.5	257	13.3
married	2	2227	40.0	1661	68.6	1336	69.2
divorced	3	135	4.2	97	4.0	75	3.9
widowed	4	365	11.5	297	12.3	254	13.2
		----	-----	----	-----	----	-----
	Total	3182	100.0	2423	100.0	1930	100.0

**ghhsize hhhsize ihhsize** # persons household incl. YY

How many persons are in your household?

Uit hoeveel personen bestaat Uw huishouden, uzelf meegerekend?

Value label	Value	ghhsize		hhhsize		ihhsize	
		Freq	%	Freq	%	Freq	%
no answer	-1	33	1.2	33	1.4	20	1.0
only YY	1	605	19.4	490	20.2	400	20.7
<interrupted>	11			2	.1		
		----	-----	----	-----	----	-----
	Total	3182	100.0	2423	100.0	1930	100.0

**ghhpart hhhpart ihhpart** partner in household

Is one of the persons in your household your spouse or partner?

Is één van de personen in Uw huishouden Uw echtgenote of partner?

**ghhpart hhhpart ihhpart**

Value label	Value	Freq	%	Freq	%	Freq	%
hhsiz missing	-3			33	1.4	20	1.0
one person household	-2	621	19.5	490	20.2	400	20.7
no answer	-1			7	.3	6	.3
no	1	171	5.4	103	4.3	68	3.5
yes	2	2390	75.1	1790	73.9	1436	74.4
		----	----	----	----	----	----
Total		3182	100.0	2423	100.0	1930	100.0

**ghhnumch hhhnumch ihhnumch** # children in household

Are there children in your household? If so, how many? *Note: For some cases, the respondent is the child (e.g. a grandchild of anchor, who is living in a household with a child of anchor).*

Zijn er kinderen in Uw huishouden? Indien ja, hoeveel kinderen?

		<b>ghhnumch</b>		<b>hhhnumch</b>		<b>ihhnumch</b>	
Value label	Value	Freq	%	Freq	%	Freq	%
hhsiz missing	-3	38	1.2	33	1.4	20	1.0
one person household	-2	618	19.4	490	20.2	400	20.7
children, no answ #	-1	3	.1	7	.3	4	.2
no children in hh	0	1545	48.5	1205	49.7	978	50.7
<interrupted>							
	9	4	.1	2	.1	2	.1
		----	----	----	----	----	----
Total		3182	100.0	2423	100.0	1930	100.0

**gagech1** age child #1 in household

If so, what are their ages?

Indien ja, wat zijn hun leeftijden?

Value label	Value	Freq	%
no child	-2	2204	69.3
no answer	-1	51	1.6
	0	18	.6
<interrupted>			
	66	1	.0
		----	----
Total		3182	100.0

**gagech2** age child #2 in household

**gagech3** age child #3 in household

**gagech4** age child #4 in household

**gagech5** age child #5 in household

**gagech6** age child #6 in household

**gagech7** age child #7 in household

**gagech8** age child #8 in household

**gagech9** age child #9 in household

**geducat** level attained education

What is the highest level of education that you completed?

Wat is de hoogste opleiding (school) die U heeft afgemaakt?

**geducat**

<i>Value label</i>	<i>Value</i>	<i>Freq</i>	<i>%</i>
no answer	-1	25	.8
elementary not compl	1	46	1.4
elementary education	2	635	20.0
lower vocational edu	3	626	19.7
general intermediate	4	545	17.1
intermediate vocatio	5	424	13.3
general secondary ed	6	248	7.8
higher vocational ed	7	373	11.7
college education	8	121	3.8
university education	9	139	4.4
		----	-----
Total		3182	100.0

**gemplhr hemplhr iemplhr** hours/week work

Are you currently employed? If so, how many hours a week do you work?

Doet U op dit moment betaald werk? Indien ja, Hoeveel uur werkt U per week?

**gemplhr****hemplhr****iemplhr**

<i>Value label</i>	<i>Value</i>	<i>Freq</i>	<i>%</i>	<i>Freq</i>	<i>%</i>	<i>Freq</i>	<i>%</i>
no answer work	-5	23	.7	41	1.7	15	.8
not asked (anchor)	-3			461	19.0	396	20.5
not asked	-2			247	10.2	202	10.5
no answer	-1	41	1.3	39	1.6	32	1.7
no paid work	0	1876	59.0	823	34.0	649	33.6
<interrupted>							
98 hours (maximum)	98	1	.0	2	.1	1	.1
		----	-----	----	-----	----	-----
Total		3182	100.0	2423	100.0	1930	100.0

**ghhtasks hhhtasks ihhtasks** hours/week household tasks

How many hours a week do you work in your household?

Hoeveel uur besteedt U gemiddeld per week aan het huishouden?

**ghhtasks****hhhtasks****ihhtasks**

<i>Value label</i>	<i>Value</i>	<i>Freq</i>	<i>%</i>	<i>Freq</i>	<i>%</i>	<i>Freq</i>	<i>%</i>
no answer	-1	614	19.3	373	15.4	264	13.7
	0	74	2.3	50	2.1	43	2.2
<interrupted>							
98 hours (maximum)	98	6	.2	8	.3	8	.4
		----	-----	----	-----	----	-----
Total		3182	100.0	2423	100.0	1930	100.0

**gpemplhr hpemplhr ipemplhr** hours/week work partner

If you have a spouse or a partner, is he/she currently employed? If so, how many hours a week does he/she work?

Indien U een echtgenoot of partner heeft, doet hij (of zij) op dit moment betaald werk? Indien ja, Hoeveel uur werkt hij (of zij) per week?

	<b>gpemplhr</b>			<b>hpemplhr</b>		<b>ipemplhr</b>	
<i>Value label</i>	<i>Value</i>	<i>Freq</i>	<i>%</i>	<i>Freq</i>	<i>%</i>	<i>Freq</i>	<i>%</i>
no answer work	-5	10	.3	9	.4	9	.5
no partner	-4	828	26.0	631	26.0	491	25.4
not asked	-2	362	11.4	530	21.9	442	22.9
no answer	-1	44	1.4	37	1.5	27	1.4
no paid work	0	969	30.5	537	22.2	424	22.0
<interrupted>							
98 hours (maximum)	98	1	.0	1	.0	0	.0
		----	-----	----	-----	----	-----
Total		3182	100.0	2423	100.0	1930	100.0

## LSNghi030

N: 3,126; 2,413; 1,923

Data about: activities daily living

Data source: anchor and network members, mailed questionnaire

Other files about same topic: LSNa030

Selection of respondents: with valid data

Identification variable: ANWMEM

The next four activities are difficult for some people. Please tell me whether you can perform the activities.

Er volgen nu vier handelingen waar sommige mensen moeite mee hebben. Wilt U aangeven of U die handelingen kunt doen?

1 helemaal niet, 2 alleen met hulp, 3 met veel moeite, 4 met enige moeite, 5 zonder moeite

**gadl1 hadl1 iadl1** Can you walk up and down stairs?  
Kunt U de trap op- en aflopen?

	<b>gadl1</b>			<b>hadl1</b>		<b>iadl1</b>	
<i>Value label</i>	<i>Value</i>	<i>Freq</i>	<i>%</i>	<i>Freq</i>	<i>%</i>	<i>Freq</i>	<i>%</i>
no answer	-1	13	.4	3	.1	5	.3
not at all	1	28	.9	35	1.5	24	1.2
only with help	2	17	.5	14	.6	7	.4
with much difficulty	3	82	2.6	57	2.4	56	2.9
with some difficulty	4	380	12.2	299	12.4	260	13.5
without difficulty	5	2606	83.4	2005	83.1	1571	81.7
		----	-----	----	-----	----	-----
Total		3126	100.0	2413	100.0	1923	100.0

**gadl2 hadl2 iadl2** Can you walk for 5 minutes outdoors without resting?  
Kunt U buitenshuis 5 minuten aan één stuk lopen zonder stil te staan?

Value label	Value	gadl2			hadl2		iadl2	
		Freq	%	Freq	%	Freq	%	
no answer	-1	5	.2	6	.2	4	.2	
not at all	1	31	1.0	25	1.0	24	1.2	
only with help	2	20	.6	20	.8	17	.9	
with much difficulty	3	49	1.6	42	1.7	27	1.4	
with some difficulty	4	179	5.7	144	6.0	125	6.5	
without difficulty	5	2842	90.9	2176	90.2	1726	89.8	
		----	-----	----	-----	----	-----	
Total		3126	100.0	2413	100.0	1923	100.0	

**gadl3 hadl3 iadl3** Can you get up from and sit down in a chair?  
Kunt U gaan zitten en opstaan uit een stoel?

Value label	Value	gadl3			hadl3		iadl3	
		Freq	%	Freq	%	Freq	%	
no answer	-1	7	.2	4	.2	2	.1	
not at all	1	4	.1	3	.1	2	.1	
only with help	2	3	.1	5	.2	6	.3	
with much difficulty	3	34	1.1	33	1.4	20	1.0	
with some difficulty	4	253	8.1	215	8.9	191	9.9	
without difficulty	5	2825	90.4	2153	89.2	1702	88.5	
		----	-----	----	-----	----	-----	
Total		3126	100.0	2413	100.0	1923	100.0	

**gadl4 hadl4 iadl4** Can you dress and undress yourself?  
Kunt U zich aan- en uitkleden?

Value label	Value	gadl4			hadl4		iadl4	
		Freq	%	Freq	%	Freq	%	
no answer	-1	7	.2	2	.1	4	.2	
not at all	1	3	.1	6	.2	3	.2	
only with help	2	15	.5	12	.5	8	.4	
with much difficulty	3	9	.3	22	.9	12	.6	
with some difficulty	4	137	4.4	115	4.8	121	6.3	
without difficulty	5	2955	94.5	2256	93.5	1775	92.3	
		----	-----	----	-----	----	-----	
Total		3126	100.0	2413	100.0	1923	100.0	

**hadl5 iadl5** Can you use your own or public transportation?  
Kunt u eigen of openbaar vervoer gebruiken?

*This item is used in the LASA-study (item badl2a, file LASAb030).*

**hadl6 iadl6** Can you cut your own toenails?  
Kunt u de nagels van uw tenen knippen?

*This item is used in the LASA-study (item badl3a, file LASAb030).*

	hadl5			iadl5			hadl6			iadl6		
Value label	Value	Freq	%	Freq	%	Freq	%	Freq	%			
no answer	-1	10	.4	12	.6	10	.4	5	.3			
not at all	1	44	1.8	39	2.0	105	4.4	77	4.0			
only with help	2	33	1.4	22	1.1	52	2.2	59	3.1			
with much difficulty	3	23	1.0	14	.7	57	2.4	55	2.9			
with some difficulty	4	133	5.5	111	5.8	289	12.0	248	12.9			
without difficulty	5	2170	89.9	1725	89.7	1900	78.7	1479	76.9			
		-----	-----	-----	-----	-----	-----	-----	-----			
Total		2413	100.0	1923	100.0	2413	100.0	1923	100.0			

## LSNghi230

N: 3,099; 2,402; 1,909

Data about: scale capacity to perform activities of daily living

Data source: system

Other files about same topic: LSNghi030, LSNa230

Selection of respondents: with valid data on items

Identification variable: ANWMEM

**gadl hadl iadl** capacity to perform activities of daily living <4 items ordinal>

Computation of the variable gadl from original variables:

```

recode gadl1 to gadl4 (low thru 0,sysmis=0).
count mis= gadl1 to gadl4 (0).
compute gadl = gadl1 + gadl2 + gadl3 + gadl4.
format gadl (f2).
select if (mis=0).

```

Psychometric properties (Loevingers H and Reliability  $\rho$ )

	T <sub>1</sub>		T <sub>2</sub>		T <sub>3</sub>	
	H	$\rho$	H	$\rho$	H	$\rho$
all	.71	.87	.75	.90	.79	.91
anchors only	.77	.92	.77	.92	.81	.92

	gadl			hadl		iadl	
Value label	Value	Freq	%	Freq	%	Freq	%
severe problems <interrupted>	4	3	.1	1	.0	1	.1
no problems	20	2520	81.3	1929	80.3	1516	79.4
		-----	-----	-----	-----	-----	-----
Total		3099	100.0	2402	100.0	1909	100.0

# LSNghi048

N: 17,396; 15,131; 12,637

Data about: characteristics of the relationship pairs

Data source: system (addresses of network members, commercial geographic database),  
LSNa056, LSNghi095

Other files about same topic: LSNghi051, LSNa056, LSNa047, LSNa048

Identification variable: ANWPAIR

*The basis of the questionnaire was an adjacency matrix, like the one of the example network in the introduction on the Network Study. The information to construct these matrices for each respondent was obtained in the face-to-face survey in 1992 (LSNa056). In the files LSNghi048, information about the individual network members, available in the database, is matched to get information about the pairs (relationship characteristics). In LSNghi051, information is stored about the relationship characteristics, obtained from the individual network members using the mailed questionnaire. The network members in the pairs can have a different administrative status: Q sent and returned, Q sent and not returned, Q not sent, or the network member says that s/he does not know the other network member, while the other says s/he knows the first member.*

**g\_sex** sex of pair members

	g_sex		
Value label	Value	Freq	%
both male	1	3484	20.0
R=male,opp=female	2	4487	25.8
R=female,opp=male	3	4488	25.8
both female	4	4937	28.4
		-----	-----
	Total	17396	100.0

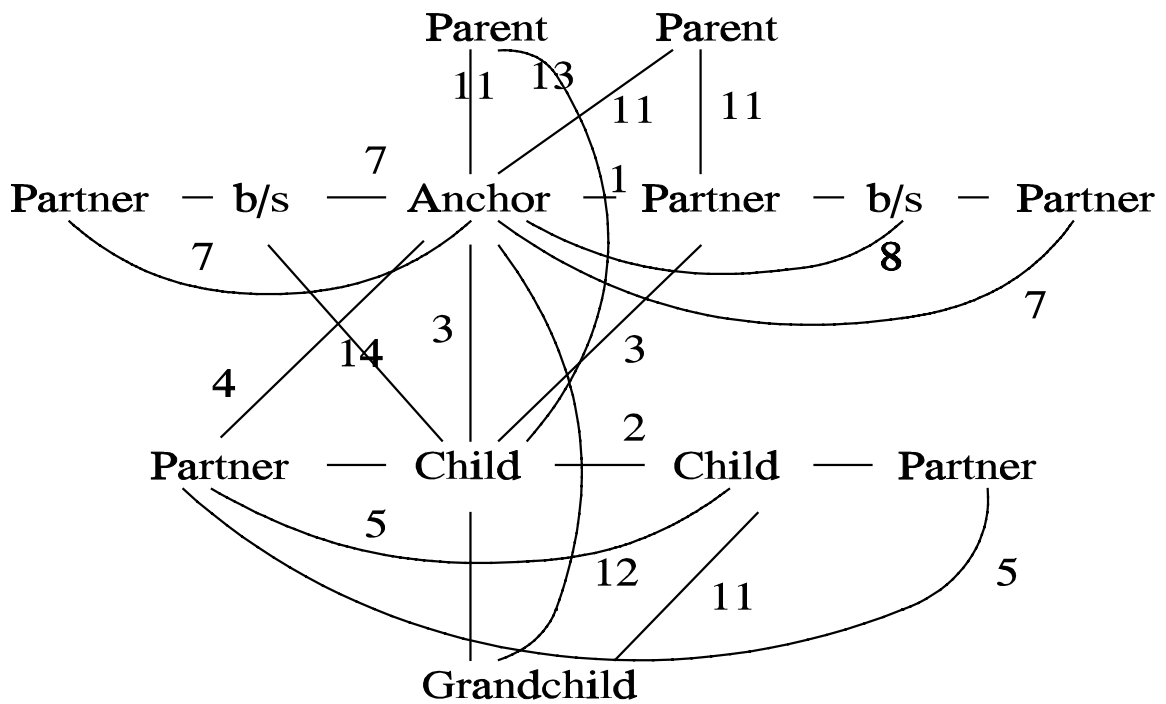
**g\_post h\_post i\_post** postal code equal for network members in the relationship

	g_post			h_post		i_post	
Value label	Value	Freq	%	Freq	%	Freq	%
1 or both missing	-1	598	3.4	466	3.1	348	2.8
1 abroad	0	164	.9	158	1.0	142	1.1
unequal	1	2878	16.5	2576	17.0	2232	17.7
1 digit equal	2	2528	14.5	2290	15.1	1914	15.1
2 digits equal	3	2275	13.1	2049	13.5	1659	13.1
3 digits equal	4	1506	8.7	1238	8.2	1058	8.4
all digits equal	5	3379	19.4	2908	19.2	2478	19.6
compl equal	6	1768	10.2	1492	9.9	1238	9.8
address equal	7	2300	13.2	1954	12.9	1568	12.4
		-----	-----	-----	-----	-----	-----
	Total	17396	100.0	15131	100.0	12637	100.0

*Note: Missing for questionnaires mailed as c/o anchor (per adres anker verstuurd).*

**g\_typ** type relationship in pair

The various types of kin relationships are shown in a graph.



<i>Relationship</i>	<i>Relationship to Anchor</i>	<i>Value</i>	<i>Freq</i>	<i>%</i>
couple	partner/spouse	1	804	4.6
siblings	child	2	1396	8.0
parent - child	child	3	3082	17.7
parent - child in law	child in law	4	1444	8.3
siblings in law	child in law	5	1554	8.9
couple	child in law	6	672	3.9
siblings	sibling	7	660	3.8
siblings in law	sibling in law	8	594	3.4
siblings	sibling in law	9	20	.1
couple	sibling in law	10	82	.5
child - parent (in law)	parent	11	120	.7
grandparent - grandchild	grandchild	12	193	1.1
grandparent - grandchild	grandchild in law	13	84	.5
niece/nephew - uncle/aunt	relative	14	340	2.0
kin	relative	15	1042	6.0
couple	relative	16	40	.2
neighbors	neigbor	17	2044	11.7
couple	neigbor	18	240	1.4
other non kin	not a relative	19	2871	16.5
couple	not a relative	20	114	.7
			-----	-----
			Total	17396
				100.0



**gdisstr hdisstr idisstr** distance in a straight line (kilometers)

Computation of this variable from original variables:

```
get file 'LSNg048.sys'.
compute anwmem= trunc(anwpair/100).
save file 'temp048.sys'.
join match /file 'temp048.sys' /keep anwpair anwmem /table
'LSNg095.sys' /keep anwmem gxcoord gycoord /by anwmem.
compute anwmem= trunc(anwmem/100)*100 + anwpair -
trunc(anwpair/100)*100.
sort by anwmem.
save file 'temp048.sys'.
join match /file 'temp048.sys' /table 'LSNg095.sys' /keep anwmem
gxcoord gycoord /rename (gxcoord=gxcoordo) (gycoord=gycoordo) /by
anwmem.
save file 'temp048.sys'.
compute gdisstr = (sqrt(((gxcoord-gxcoordo)*(gxcoord-gxcoordo))+
((gycoord-gycoordo)*(gycoord-gycoordo)))/10).
```

	<b>gdisstr</b>			<b>hdisstr</b>		<b>idisstr</b>		
Value label	Value	Freq	%	Freq	%	Freq	%	
1 in industrial area	-5.00	18	.1	8	.1	8	.1	
1 abroad	-3.00	164	.9	158	1.0	142	1.1	
c/o or Post Box	-2.00	598	3.4	466	3.1	348	2.8	
same district	.00	7447	42.8	6354	42.0	5284	41.8	
<interrupted>								
247 kilometer	247.56	8	.0	8	.1	0	.0	
		-----	-----	-----	-----	-----	-----	
Total		17396	100.0	15131	100.0	12637	100.0	

**gdiskm hdiskm idiskm** distance by car (kilometers)

These and the next variables are derived from a commercial geographic database.

	<b>gdiskm</b>			<b>hdiskm</b>		<b>idiskm</b>		
Value label	Value	Freq	%	Freq	%	Freq	%	
1 abroad	-3.0	164	.9	158	1.0	142	1.1	
c/o or Post Box	-2.0	598	3.4	466	3.1	348	2.8	
same district	.0	7447	42.8	6354	42.0	5284	41.8	
<interrupted>								
	308.5	2	.0	0	.0	0	.0	
		-----	-----	-----	-----	-----	-----	
Total		17396	100.0	15131	100.0	12637	100.0	

**gdisdrt hdisdrt idisdrt** distance in driving time (hours)

	<b>gdisdrt</b>			<b>hdisdrt</b>		<b>idisdrt</b>		
Value label	Value	Freq	%	Freq	%	Freq	%	
1 abroad	-3.00	164	.9	158	1.0	142	1.1	
c/o or Post Box	-2.00	598	3.4	466	3.1	348	2.8	
same district	.00	7447	42.8	6354	42.0	5284	41.8	
<interrupted>								
	3.63	8	.0	8	.1	0	.0	
		-----	-----	-----	-----	-----	-----	
Total		17396	100.0	15131	100.0	12637	100.0	

# LSNghi051

N: 12,887; 9,788; 7,720

Data about: characteristics of relationship pairs

Data source: anchor and network members, mailed questionnaire

Other files about same topic: LSNa051

Identification variable: ANWPAIR

The next questions are about your contact with the following persons: (The questions are not always asked about each of the persons.)

De volgende vragen gaan over Uw contact met de volgende personen: (De vragen worden niet altijd over alle personen gesteld.)

*Mevr. A. Jones-Robertson* (Amsterdam)

*Dhr. B. Jones* (Amsterdam)

*Mevr. S. Jones* (Utrecht)

*Dhr. D. Jones* (Amsterdam)

*Dhr. R. Merchant* (Amsterdam)

*Mevr. M. Flowers-Clark* (Amstelveen)

*Dhr. P. Barnes* (Amsterdam)

*Mevr. Y. Doll-Boot* (Rotterdam)

**gnwfreq** **hnwfreq** **inwfreq** frequency of contact YY-ZZ

*The values of this variable are made comparable with the values of the variable anwfreq in LSNa051.*

How often are you in touch with ..?

Hoe vaak heeft U ongeveer contact met de volgende personen?

dagelijks, wekelijks, ongeveer twee keer per maand, één keer per maand,

minder vaak dan één keer per maand

Value label	Value	gnwfreq		hnwfreq		inwfreq	
		Freq	%	Freq	%	Freq	%
no answer	-1	122	.9	162	1.7	225	2.9
<1x month	3	1730	13.4	1362	13.9	1183	15.3
1x month	4	1294	10.0	1012	10.3	742	9.6
2x month	5	1762	13.7	1339	13.7	1026	13.3
weekly	6	4832	37.5	3713	37.9	2795	36.2
daily/household	8	3147	24.4	2200	22.5	1748	22.6
		----	-----	----	-----	----	-----
	Total	12887	100.0	9788	100.0	7720	100.0

*Routing: Questions for the variables ghiceffo, gcchan, gcont and ghiqua are not asked for relationships between household members, relatives and partners*

**gceffo hceffo iceffo** efforts to keep in touch YY-ZZ

When you look back on your ties with the following persons in de last months, have you made a lot of efforts to keep in touch?

much to keep in touch, some to keep in touch, no efforts, some to break off, much to break off

Als U terug kijkt op Uw contact met de volgende personen in de laatste maanden, heeft U dan veel moeite gedaan om het contact aan te houden?

In 1992-1993:

- ik heb veel moeite gedaan het contact aan te houden
- ik heb enige moeite gedaan het contact aan te houden
- ik heb er geen moeite voor gedaan
- ik heb het contact een beetje *afgehouden*
- ik heb veel moeite gedaan het contact *af* te houden

In 1993-1994 en 1994-1995:

- ik heb moeite gedaan het contact aan te houden
- ik heb er geen moeite voor gedaan
- ik heb het contact *afgehouden*

Value label	Value	gceffo		hceffo		iceffo	
		Freq	%	Freq	%	Freq	%
not asked (routing)	-2	9313	72.3	7090	72.4	5491	71.1
no answer	-1	213	1.7	130	1.3	187	2.4
much to break off	1	3	.0	80	.8	76	1.0
some to break off	2	45	.3	not asked		not asked	
no efforts	3	2495	19.4	1944	19.9	1557	20.2
some to k in touch	4	548	4.3	not asked		not asked	
much to k in touch	5	270	2.1	544	5.6	409	5.3
		----	-----	----	-----	----	-----
Total		12887	100.0	9788	100.0	7720	100.0

**gcchan** changes in contact YY-ZZ

Has the frequency of contact, compared with a year ago, changed?

Is het aantal keren dat U tegenwoordig contact heeft met de volgende personen, in vergelijking met een jaar geleden, *toegenomen, gelijk gebleven of afgenomen?*

**gccont** continuation relship? YY-ZZ

Do you want to continue your relationship with the next persons?

Wilt U het contact met de volgende personen de komende tijd voortzetten?

Value label	Value	gcchan		Value Label	Value	gccont	
		Freq	%			Freq	%
not asked	-2	10474	81.3	not asked	-2	10475	81.3
no answer	-1	25	.2	no answer	-1	41	.3
less contact	1	129	1.0	no!	1	21	.2
equal contact	2	2003	15.5	no	2	37	.3
more contact	3	256	2.0	more-or-less	3	73	.6
				yes	4	936	7.3
				yes!	5	1304	10.1
		----	-----			-----	-----
Total		12887	100.0	Total		12887	100.0

**gqual hqual ival** comparison quality relship YY-ZZ

If you compare your relationship with the next persons with your other relationships, is your relationship with the next persons dan in general better, about the same in quality, or worse?

Als U uw contact met de volgende personen vergelijkt met de andere contacten die U heeft, bijvoorbeeld met (andere) familie, (andere) vrienden, (andere) kennissen, of (andere) mensen in de buurt, is de relatie met de volgende personen dan over het algemeen *beter, even goed of slechter?*

Value label	Value	gqual			hqual		iqual	
		Freq	%	Freq	%	Freq	%	
not asked (routing)	-2	10475	81.3	7090	72.4	5491	71.1	
no answer	-1	49	.4	96	1.0	136	1.8	
poor	1	205	1.6	277	2.8	262	3.4	
same	2	1752	13.6	2025	20.7	1566	20.3	
good	3	406	3.2	300	3.1	265	3.4	
		----	-----	----	-----	----	-----	
Total		12887	100.0	9788	100.0	7720	100.0	

**gnwtrav hnwtrav inwtrav** travel time YY-ZZ (minutes)

How long does it take you to travel to ..., by means of the way you usually travel?

Hoe lang moet u reizen voordat u bij de volgende personen bent? N.B. Zoals u gewoonlijk reist, lopend of met een vervoermiddel.

Value label	Value	gnwtrav			hnwtrav		inwtrav	
		Freq	%	Freq	%	Freq	%	
not asked (routing)	-2	3212	24.9	2407	24.6	1743	22.6	
no answer	-1	279	2.2	290	3.0	373	4.8	
no travel time	0	78	.6	46	.5	42	.5	
	1	138	1.1	106	1.1	77	1.0	
<interrupted>								
>24 hours	1440	10	.1	13	.1	16	.2	
		----	-----	----	-----	----	-----	
Total		12887	100.0	9788	100.0	7720	100.0	

*Routing: Question not asked for relationships between household members, neighbors and partners*

**gssequ hssequ issequ** sequence questions support

*Sequence effects in the measurement of (reciprocity of) support are discussed in Van Tilburg (1992a).*

Value label	Value	gssequ			hssequ		issequ	
		Freq	%	Freq	%	Freq	%	
giving-receiving	1	6643	51.5	4885	49.9	3684	47.7	
receiving-giving	2	6244	48.5	4903	50.1	4036	52.3	
		----	-----	----	-----	----	-----	
Total		12887	100.0	9788	100.0	7720	100.0	

*The support questions were tested in a pilot study (Van Tilburg, 1992b).*

The next questions are about the support you give.

Er volgen nu vragen over steun die U geeft.

**gsgiv1 hsgiv1 isgiv1** daily household tasks: YY -> ZZ

How often during the past year did it occur that you helped the following persons with daily household tasks (e.g. preparing meals, cleaning the house, transport, a chore)?

Hoe vaak gebeurde het in de laatste 12 maanden dat U de volgende personen hielp met dagelijkse taken in en rond het huishouden (bijvoorbeeld: maaltijden klaar maken, het huis schoonhouden, vervoer, boodschappen, een klusje)?

*Antwoordmogelijkheden:* nooit, zelden, soms, vaak

	<b>gsgiv1</b>			<b>hsgiv1</b>		<b>isgiv1</b>	
<i>Value label</i>	<i>Value</i>	<i>Freq</i>	<i>%</i>	<i>Freq</i>	<i>%</i>	<i>Freq</i>	<i>%</i>
no answer	-1	489	3.8	314	3.2	380	4.9
never	1	6127	47.5	5020	51.3	3864	50.1
rarely	2	2088	16.2	1559	15.9	1261	16.3
sometimes	3	2423	18.8	1765	18.0	1332	17.3
often	4	1760	13.7	1130	11.5	883	11.4
		----	----	----	----	----	----
	Total	12887	100.0	9788	100.0	7720	100.0

**gsgiv2 hsgiv2 isgiv2** advice: YY -> ZZ

How often during the past year did it occur that you gave the following persons advice (e.g. on an important decision or on filling out forms)?

Hoe vaak gebeurde het in de laatste 12 maanden dat U de volgende personen goede raad gegeven heeft (bijvoorbeeld bij een moeilijke beslissing of bij het invullen van formulieren)?

	<b>gsgiv2</b>			<b>hsgiv2</b>		<b>isgiv2</b>	
<i>Value label</i>	<i>Value</i>	<i>Freq</i>	<i>%</i>	<i>Freq</i>	<i>%</i>	<i>Freq</i>	<i>%</i>
no answer	-1	513	4.0	318	3.2	400	5.2
never	1	6364	49.4	5007	51.2	3757	48.7
rarely	2	2314	18.0	1820	18.6	1507	19.5
sometimes	3	2630	20.4	2015	20.6	1552	20.1
often	4	1066	8.3	628	6.4	504	6.5
		----	----	----	----	----	----
	Total	12887	100.0	9788	100.0	7720	100.0

**gsgiv3 hsgiv3 isgiv3** help ill: YY -> ZZ

How often during the past year did it occur that you gave the following persons help when they needed it, e.g. when they were ill?

Hoe vaak gebeurde het in de laatste 12 maanden dat U hulp gegeven heeft aan de volgende personen toen zij dat nodig hadden, bijvoorbeeld bij ziekte?

	<b>gsgiv3</b>			<b>hsgiv3</b>		<b>isgiv3</b>	
<i>Value label</i>	<i>Value</i>	<i>Freq</i>	<i>%</i>	<i>Freq</i>	<i>%</i>	<i>Freq</i>	<i>%</i>
no answer	-1	747	5.8	511	5.2	511	6.6
never	1	7224	56.1	5692	58.2	4343	56.3
rarely	2	1721	13.4	1469	15.0	1210	15.7
sometimes	3	2130	16.5	1484	15.2	1160	15.0
often	4	1065	8.3	632	6.5	496	6.4
		----	----	----	----	----	----
	Total	12887	100.0	9788	100.0	7720	100.0

**gsgiv4 hsgiv4 isgiv4** give present: YY -> ZZ

How often during the past year did it occur that you gave the following persons a present?

Hoe vaak gebeurde het in de laatste 12 maanden dat U aan de volgende personen een cadeautje gegeven heeft?

Value label	Value	gsgiv4			hsgiv4		isgiv4	
		Freq	%	Freq	%	Freq	%	
no answer	-1	572	4.4	386	3.9	420	5.4	
never	1	2217	17.2	1803	18.4	1359	17.6	
rarely	2	2470	19.2	2141	21.9	1749	22.7	
sometimes	3	6561	50.9	4759	48.6	3734	48.4	
often	4	1067	8.3	699	7.1	458	5.9	
		----	-----	----	-----	----	-----	
	Total	12887	100.0	9788	100.0	7720	100.0	

**gsgiv5 hsgiv5 isgiv5** show care: YY -> ZZ

How often during the past year did it occur that you showed the following persons you cared for them?

Hoe vaak gebeurde het in de laatste 12 maanden dat U aan de volgende personen heeft laten merken dat U om hen geeft?

Value label	Value	gsgiv5			hsgiv5		isgiv5	
		Freq	%	Freq	%	Freq	%	
no answer	-1	645	5.0	428	4.4	393	5.1	
never	1	1262	9.8	1087	11.1	768	9.9	
rarely	2	1793	13.9	1398	14.3	1081	14.0	
sometimes	3	4599	35.7	3551	36.3	2950	38.2	
often	4	4588	35.6	3324	34.0	2528	32.7	
		----	-----	----	-----	----	-----	
	Total	12887	100.0	9788	100.0	7720	100.0	

**gsgiv6 hsgiv6 isgiv6** tell personal feelings: YY -> ZZ

How often during the past year did it occur that the following persons told you about their personal feelings?

Hoe vaak gebeurde het in de laatste 12 maanden dat de volgende personen aan U verteld hebben over hun persoonlijke belevenissen en gevoelens?

Value label	Value	gsgiv6			hsgiv6		isgiv6	
		Freq	%	Freq	%	Freq	%	
no answer	-1	471	3.7	362	3.7	369	4.8	
never	1	2235	17.3	1662	17.0	1149	14.9	
rarely	2	2316	18.0	1772	18.1	1493	19.3	
sometimes	3	4624	35.9	3618	37.0	2880	37.3	
often	4	3241	25.1	2374	24.3	1829	23.7	
		----	-----	----	-----	----	-----	
	Total	12887	100.0	9788	100.0	7720	100.0	

The next questions are about the support you *receive*.

Er volgen nu vragen over steun die U *ontvangt*.

**gsrec1 hsrec1 isrec1** daily household tasks: YY <- ZZ

How often during the past year did it occur that the following persons helped you with daily household tasks (e.g. preparing meals, cleaning the house, transport, a chore)?

Hoe vaak gebeurde het in de laatste 12 maanden dat de volgende personen U hielpen met dagelijkse taken in en rond het huishouden (bijvoorbeeld: maaltijden klaar maken, het huis schoonhouden, vervoer, boodschappen, een klusje)?

	<b>gsrec1</b>			<b>hsrec1</b>		<b>isrec1</b>	
<i>Value label</i>	<i>Value</i>	<i>Freq</i>	<i>%</i>	<i>Freq</i>	<i>%</i>	<i>Freq</i>	<i>%</i>
no answer	-1	415	3.2	368	3.8	393	5.1
never	1	6604	51.2	5486	56.0	4182	54.2
rarely	2	1650	12.8	1253	12.8	1062	13.8
sometimes	3	2389	18.5	1500	15.3	1175	15.2
often	4	1829	14.2	1181	12.1	908	11.8
		----	-----	----	-----	----	-----
Total		12887	100.0	9788	100.0	7720	100.0

**gsrec2 hsrec2 isrec2** advice: YY <- ZZ

How often during the past year did it occur that the following persons gave you advice (e.g. on an important decision or on filling out forms)?

Hoe vaak gebeurde het in de laatste 12 maanden dat de volgende personen goede raad gegeven hebben aan U (bijvoorbeeld bij een moeilijke beslissing of bij het invullen van formulieren)?

	<b>gsrec2</b>			<b>hsrec2</b>		<b>isrec2</b>	
<i>Value label</i>	<i>Value</i>	<i>Freq</i>	<i>%</i>	<i>Freq</i>	<i>%</i>	<i>Freq</i>	<i>%</i>
no answer	-1	450	3.5	334	3.4	406	5.3
never	1	6759	52.4	5356	54.7	3957	51.3
rarely	2	2005	15.6	1628	16.6	1390	18.0
sometimes	3	2504	19.4	1780	18.2	1448	18.8
often	4	1169	9.1	690	7.0	519	6.7
		----	-----	----	-----	----	-----
Total		12887	100.0	9788	100.0	7720	100.0

**gsrec3 hsrec3 isrec3** help ill: YY <- ZZ

How often during the past year did it occur that the following persons gave you help when you needed it, e.g. when you were ill?

Hoe vaak gebeurde het in de laatste 12 maanden dat de volgende personen hulp gegeven hebben aan U toen U dat nodig had, bijvoorbeeld bij ziekte?

	<b>gsrec3</b>			<b>hsrec3</b>		<b>isrec3</b>	
<i>Value label</i>	<i>Value</i>	<i>Freq</i>	<i>%</i>	<i>Freq</i>	<i>%</i>	<i>Freq</i>	<i>%</i>
no answer	-1	859	6.7	576	5.9	584	7.6
never	1	7092	55.0	5758	58.8	4402	57.0
rarely	2	1476	11.5	1216	12.4	1004	13.0
sometimes	3	2086	16.2	1432	14.6	1102	14.3
often	4	1374	10.7	806	8.2	628	8.1
		----	-----	----	-----	----	-----
Total		12887	100.0	9788	100.0	7720	100.0

**gsrec4 hsrec4 isrec4** give present: YY <- ZZ

How often during the past year did it occur that the following persons gave you a present?

Hoe vaak gebeurde het in de laatste 12 maanden dat de volgende personen aan U een cadeautje gegeven hebben?

	<b>gsrec4</b>			<b>hsrec4</b>		<b>isrec4</b>	
<i>Value label</i>	<i>Value</i>	<i>Freq</i>	<i>%</i>	<i>Freq</i>	<i>%</i>	<i>Freq</i>	<i>%</i>
no answer	-1	638	5.0	381	3.9	445	5.8
never	1	2326	18.0	1969	20.1	1542	20.0
rarely	2	2525	19.6	2201	22.5	1688	21.9
sometimes	3	6191	48.0	4446	45.4	3486	45.2
often	4	1207	9.4	791	8.1	559	7.2
		----	----	----	----	----	----
Total		12887	100.0	9788	100.0	7720	100.0

**gsrec5 hsrec5 isrec5** show care: YY <- ZZ

How often during the past year did it occur that the following persons showed you they cared for you?

Hoe vaak gebeurde het in de laatste 12 maanden dat de volgende personen aan U hebben laten merken dat zij om U geven?

	<b>gsrec5</b>			<b>hsrec5</b>		<b>isrec5</b>	
<i>Value label</i>	<i>Value</i>	<i>Freq</i>	<i>%</i>	<i>Freq</i>	<i>%</i>	<i>Freq</i>	<i>%</i>
no answer	-1	644	5.0	409	4.2	429	5.6
never	1	1294	10.0	1022	10.4	816	10.6
rarely	2	1565	12.1	1331	13.6	969	12.6
sometimes	3	4413	34.2	3413	34.9	2820	36.5
often	4	4971	38.6	3613	36.9	2686	34.8
		----	----	----	----	----	----
Total		12887	100.0	9788	100.0	7720	100.0

**gsrec6 hsrec6 isrec6** tell personal feelings: YY <- ZZ

How often during the past year did it occur that you told the following persons about your personal feelings?

Hoe vaak gebeurde het in de laatste 12 maanden dat U aan de volgende personen heeft verteld over uw persoonlijke belevenissen en gevoelens?

	<b>gsrec6</b>			<b>hsrec6</b>		<b>isrec6</b>	
<i>Value label</i>	<i>Value</i>	<i>Freq</i>	<i>%</i>	<i>Freq</i>	<i>%</i>	<i>Freq</i>	<i>%</i>
no answer	-1	487	3.8	360	3.7	404	5.2
never	1	2450	19.0	1842	18.8	1346	17.4
rarely	2	2307	17.9	1915	19.6	1460	18.9
sometimes	3	4643	36.0	3535	36.1	2815	36.5
often	4	3000	23.3	2136	21.8	1695	22.0
		----	----	----	----	----	----
Total		12887	100.0	9788	100.0	7720	100.0



**gsneed hsneed isneed ZZ needs support**

Do you think that the following persons need social support?

Vindt U dat de volgende personen steun kunnen gebruiken van mensen uit hun omgeving?

ja, zeer veel; ja, een beetje; nauwelijks

	<b>gsneed</b>			<b>hsneed</b>		<b>isneed</b>	
<i>Value label</i>	<i>Value</i>	<i>Freq</i>	<i>%</i>	<i>Freq</i>	<i>%</i>	<i>Freq</i>	<i>%</i>
no answer	-1	905	7.0	634	6.5	559	7.2
scarcely	1	5779	44.8	4875	49.8	3854	49.9
yes, some	2	4547	35.3	3190	32.6	2398	31.1
yes, very much	3	1656	12.9	1089	11.1	909	11.8
		----	-----	----	-----	----	-----
Total		12887	100.0	9788	100.0	7720	100.0

**gsinia hsinia isinia request ZZ or initiative YY**

If you gave support in the last twelve months, did they ask for it, or was it your initiative?

- I did not give support
- predominantly on request of her
- predominantly on my initiative
- sometimes on request, sometimes on my initiative

Indien U aan de volgende personen in de laatste 12 maanden steun heeft gegeven, heeft U deze steun dan gegeven omdat de personen er om vroegen of heeft U de steun op eigen initiatief gegeven omdat U merkte dat zij steun nodig hadden?

- ik heb geen steun gegeven
- overwegend op verzoek van hem/haar
- overwegend op mijn eigen initiatief
- soms op verzoek, soms op mijn initiatief

	<b>gsinia</b>			<b>hsinia</b>		<b>isinia</b>	
<i>Value label</i>	<i>Value</i>	<i>Freq</i>	<i>%</i>	<i>Freq</i>	<i>%</i>	<i>Freq</i>	<i>%</i>
no answer	-1	1039	8.1	861	8.8	706	9.1
no support given	1	4727	36.7	3789	38.7	2900	37.6
request ZZ, pred	2	920	7.1	701	7.2	612	7.9
initiative YY, pred	3	2477	19.2	1588	16.2	1358	17.6
request ZZ/ini YY	4	3724	28.9	2849	29.1	2144	27.8
		----	-----	----	-----	----	-----
Total		12887	100.0	9788	100.0	7720	100.0

**LSNghi251**

N: 12,739; 9,687; 7,539

Data about: supportive exchanges

Data source: system

Other files about same topic: LSNa051

Selection of cases: with valid data

Identification variable: ANWPAIR

**gri hri iri** instrumental support received

Computation of variable gri from original variables:

```

if (gsrec1=-1 & gsrec2>0 & gsrec3>0 & gsrec2-gsrec3>=-1 &
    gsrec2-gsrec3<=1) gsrec1=(gsrec2+gsrec3)/2.
if (gsrec2=-1 & gsrec1>0 & gsrec3>0 & gsrec1-gsrec3>=-1 &
    gsrec1-gsrec3<=1) gsrec2=(gsrec1+gsrec3)/2.
if (gsrec3=-1 & gsrec2>0 & gsrec1>0 & gsrec2-gsrec1>=-1 &
    gsrec2-gsrec1<=1) gsrec3=(gsrec2+gsrec1)/2.
compute gri= gsrec1 + gsrec2 + gsrec3 .
if (gsrec1=-1 | gsrec2=-1 | gsrec3=-1) gri=-1.

```

Psychometric properties (Loevingers H and Reliability  $\rho$ )

	T <sub>1</sub>		T <sub>2</sub>		T <sub>3</sub>	
	H	$\rho$	H	$\rho$	H	$\rho$
all	.63	.83	.66	.85	.68	.86
anchors only	.59	.80	.61	.82	.64	.83

Value label	gri			hri		iri	
	Value	Freq	%	Freq	%	Freq	%
missings	-1.0	358	2.8	276	2.8	262	3.5
3x never <interrupted>	3.0	4632	36.4	3983	41.1	3031	40.2
3x often	12.0	666	5.2	388	4.0	269	3.6
		----	-----	----	-----	----	-----
	Total	12739	100.0	9687	100.0	7539	100.0

**ggi hgi igi** instrumental support givenPsychometric properties (Loevingers H and Reliability  $\rho$ )

	T <sub>1</sub>		T <sub>2</sub>		T <sub>3</sub>	
	H	$\rho$	H	$\rho$	H	$\rho$
all	.63	.82	.66	.84	.68	.85
anchors only	.59	.79	.61	.81	.63	.81

Value label	ggi			hgi		igi	
	Value	Freq	%	Freq	%	Freq	%
missings	-1.0	417	3.3	273	2.8	251	3.3
3x never <interrupted>	3.0	4213	33.1	3577	36.9	2742	36.4
3x often	12.0	524	4.1	303	3.1	239	3.2
		----	-----	----	-----	----	-----
	Total	12739	100.0	9687	100.0	7539	100.0

**gre hre ire** emotional support received

Psychometric properties (Loevingers H and Reliability  $\rho$ )

	T <sub>1</sub>		T <sub>2</sub>		T <sub>3</sub>	
	H	$\rho$	H	$\rho$	H	$\rho$
all	.62	.80	.64	.81	.66	.82
anchors only	.55	.76	.60	.79	.63	.80

Value label	gre			hre		ire	
	Value	Freq	%	Freq	%	Freq	%
missings	-1.0	418	3.3	284	2.9	211	2.8
3x never <interrupted>	3.0	753	5.9	613	6.3	509	6.8
3x often	12.0	834	6.5	535	5.5	395	5.2
		-----	-----	-----	-----	-----	-----
	Total	12739	100.0	9687	100.0	7539	100.0

**gge hge ige** emotional support given

Psychometric properties (Loevingers H and Reliability  $\rho$ )

	T <sub>1</sub>		T <sub>2</sub>		T <sub>3</sub>	
	H	$\rho$	H	$\rho$	H	$\rho$
all	.61	.80	.61	.79	.65	.81
anchors only	.56	.77	.55	.75	.60	.78

Value label	gge			hge		ige	
	Value	Freq	%	Freq	%	Freq	%
missings	-1.0	419	3.3	311	3.2	209	2.8
3x never <interrupted>	3.0	672	5.3	568	5.9	453	6.0
3x often	12.0	766	6.0	458	4.7	332	4.4
		-----	-----	-----	-----	-----	-----
	Total	12739	100.0	9687	100.0	7539	100.0

## LSNghi055

N: 4,059; 670; 594

Data about: cooperation, response of Network Study

Data source: system

Other files about same topic: LSNa055

Selection of respondents: see LSNa001

Identification variable: RESPNR

**gnwcoop hnwcoop inwcoop cooperation**

Cooperation means that at least one member returned the questionnaire.

Value label	Value	gnwcoop			hnwcoop		inwcoop	
		Freq	%	Freq	%	Freq	%	
not eligible	-2	15	.4					
not asked ftf interv	-1	2497	61.5					
no coop nw92 + ftf	1	810	20.0					
no coop 92, coop ftf	2	64	1.6					
sent (coop ftf), no valid Q's returned	3	19	.5	25	3.7	20	3.5	
coop (coop ftf)	5	649	16.0	568	84.8	479	80.6	
coop (no coop ftf)	6	2	.0	1	.1	1	.2	
T <sub>x-1</sub> : network refusal by A	11			23	3.4	26	4.4	
T <sub>x-1</sub> : too little response	12			15	2.2	25	4.2	
refusal via LASA	13			16	2.4	1		
anchor died	14	2	.0	21	3.1	21	3.5	
partner died, problems	15			1	.1			
empty network	16	1	.0					
A severe ill	17					5	.8	
no response A at T <sub>1</sub> and T <sub>2</sub>	18					14	2.4	
double network	19					1	.2	
A does not know network members	20					1	.2	
Total		4059	100.0	670	100.0	594	100.0	

**gsizeq hsizeq isizeq # Q sent**

Value label	Value	gsizeq			hsizeq		isizeq	
		Freq	%	Freq	%	Freq	%	
not eligible	-5	15	.4	0	.0	0	.0	
not asked ftf	-4	2497	61.5	0	.0	0	.0	
no cooperation	-3	874	21.5	55	8.2	73	12.3	
anchor died	-2	2	.0	21	3.1	21	3.5	
sent to 1 member	1	1	.0	0	.0	20	3.4	
<interrupted>								
sent to 9 memb (max)	9	200	4.9	163	24.3	31	5.2	
Total		4059	100.0	670	100.0	594	100.0	

**gsizer hsizer isizer # Q returned**

Value label	Value	gsizer			hsizer		isizer	
		Freq	%	Freq	%	Freq	%	
not eligible	-5	15	.4	0	.0	0	.0	
not asked ftf	-4	2497	61.5	0	.0	0	.0	
no cooperation	-3	874	21.5	55	8.2	73	12.3	
anchor died	-2	2	.0	21	3.1	21	3.5	
no returns	0	19	.5	25	3.7	20	3.4	
returned from 1 memb	1	34	.8	52	7.8	58	9.8	
<interrupted>								
returned from 9 memb	9	47	1.2	21	3.1	10	1.7	
Total		4059	100.0	670	100.0	594	100.0	

**ganchor hanchor ianchor anchor returned**

Value label	Value	ganchor			hanchor		ianchor	
		Freq	%	Freq	%	Freq	%	
not eligible	-5	15	.4	0	.0	0	.0	

not asked ftf	-4	2497	61.5	0	.0	0	.0
no cooperation	-3	874	21.5	55	8.2	73	12.3
anchor died	-2	2	.0	21	3.1	21	3.5
no return by anchor	0	91	2.2	133	19.9	104	17.5
anchor returned	1	580	14.3	461	68.8	396	66.7
		----	----	----	----	----	----
Total		4059	100.0	670	100.0	594	100.0

gpctdat	hpctdat	ipctdat	response rate within networks (% data / #relationships)					
			gpctdat		hpctdat		ipctdat	
Value label	Value	Freq	%	Freq	%	Freq	%	
not eligible	-5.00	15	.4	0	.0	0	.0	
not asked ftf	-4.00	2497	61.5	0	.0	0	.0	
not sent T <sub>x</sub>	-3.00	874	21.5	55	8.2	73	12.3	
anchor died	-2.00	2	.0	21	3.1	21	3.5	
no relationships	-1.00	1	.0	2	.3	0	.0	
no data at all	.00	20	.5	26	3.9	21	3.5	
<interrupted>								
complete data	100.00	176	4.3	81	12.1	68	11.4	
		----	----	----	----	----	----	
Total		4059	100.0	670	100.0	594	100.0	

## LSNghi072

N: 3,182; 2,350; 1,877

Data about: life events

Data source: anchor and network members, mailed questionnaire

Identification variable: ANWMEM

**gev** experienced life event

Did you experience a life event in the last twelve months?

- 1 movement
- 2 birth (grand)child
- 3 retirement
- 4 new job
- 5 severe illness /hospitalization of you
- 6 severe illness/hospital of partner
- 7 severe illness/hospital of kin
- 8 death
- 9 a marriage (eg of children)
- 10 a divorce
- 11 other

If an event happened, please describe shortly what happened, who experienced the event, and in which month the event happened.

Heeft U in de laatste 12 maanden een ingrijpende gebeurtenis meegemaakt?

- 1 verhuizing
- 2 de geboorte van een kind of kleinkind
- 3 pensionering
- 4 een nieuwe baan
- 5 ernstige ziekte van U, opname in het ziekenhuis
- 6 ernstig ziek worden van de echtgenote/partner
- 7 ernstig ziek worden van een nabij familielid, namelijk ... (bijv.: vader, moeder, zoon, dochter, zus, broer)
- 8 overlijden van iemand in uw naaste omgeving, namelijk ...
- 9 een huwelijk, bijvoorbeeld van uw zoon of dochter
- 10 een echtscheiding
- 11 anders, namelijk ...

Indien een gebeurtenis heeft plaats gevonden, kunt U kort omschrijven wat er is gebeurd, wie het betrof, en in welke maand deze gebeurtenis plaatsvond?

Value label	Value	Freq	%
none	0	1362	42.8
movement	1	86	2.7
birth (grand)child	10	146	4.6
retirement	11	5	.2
<interrupted>	100	34	1.1
	111100000001	1	.0
		----	-----
	Total	3182	100.0

**gev7t** type person event 7

**gev8t** type person event 8

Value label	Value	gev7t		gev8t	
		Freq	%	Freq	%
no event	-2	2757	86.6	2570	80.8
no answer	-1	46	1.4	30	.9
spouse/partner	1	2	.1	25	.8
<interrupted>					
other	13	3	.1	30	.9
		----	-----	----	-----
	Total	3182	100.0	3182	100.0

**gev7s** sex person event 7

**gev8s** sex person event 8

Value label	Value	gev7s		gev8s	
		Freq	%	Freq	%
no event	-2	2757	86.6	2570	80.8
no answer	-1	48	1.5	68	2.1
male	1	203	6.4	330	10.4
female	2	174	5.5	214	6.7
		----	-----	----	-----
	Total	3182	100.0	3182	100.0

### Life events in the last twelve months.

Belangrijke gebeurtenissen kunnen een grote invloed hebben op het welbevinden, en op de gezondheid van mensen. Met de volgende vragen willen we nagaan of er de afgelopen twaalf maanden een grote verandering is geweest in uw leven. Wilt u achter de gebeurtenis die genoemd wordt aangeven of u dit de laatste twaalf maanden hebt meegemaakt. Indien er iets is veranderd, wilt u dan aangeven in welke maand dit is gebeurd?

**hev21 iev21** month:movement

Verhuizing nee/ja Indien ja, in welke maand?

**hev22 iev22** month:move to institution

Opname in een verzorgingstehuis of verpleeghuis nee/ja Indien ja, in welke maand?

Value label	Value	hev21		iev21		hev22		iev22	
		Freq	%	Freq	%	Freq	%	Freq	%
no answer event	-3	51	2.2	51	2.7	66	2.8	69	3.7
no event	-2	2158	91.8	1718	91.5	2248	95.7	1773	94.5
no answer month	-1	4	.2	4	.2	8	.3	5	.3
january	1	8	.3	7	.4	3	.1	3	.2
<interrupted>									
december	12	16	.7	11	.6	2	.1	2	.1
		----	-----	----	-----	----	-----	----	-----
	Total	2350	100.0	1877	100.0	2350	100.0	1877	100.0

**hev23 iev23** month:partner:severe illness/hospital

Ziekte van echtgenote/echtgenoot of partner nee/ja Indien ja, in welke maand?

**hev24 iev24** month:partner:improvement health

Gezondheid van echtgenote/-noot of partner belangrijk verbeterd nee/ja Indien ja, in welke maand?

	hev23			iev23		hev24		iev24	
Value label	Value	Freq	%	Freq	%	Freq	%	Freq	%
no answer event	-3	145	6.2	127	6.8	347	14.8	282	15.0
no event	-2	1940	82.6	1550	82.6	1846	78.6	1454	77.5
no answer month	-1	43	1.8	32	1.7	41	1.7	53	2.8
january	1	3	.1	3	.2	11	.5	3	.2
<interrupted>									
december	12	27	1.1	14	.7	5	.2	5	.3
		-----	-----	-----	-----	-----	-----	-----	-----
Total		2350	100.0	1877	100.0	2350	100.0	1877	100.0

**hev25 iev25** month:new partner

Nieuwe partner gekregen nee/ja Indien ja, in welke maand?

**hev26 iev26** month:death partner/spouse

Overlijden van echtgenote/echtgenoot of partner nee/ja Indien ja, in welke maand?

	hev25			iev25		hev26		iev26	
Value label	Value	Freq	%	Freq	%	Freq	%	Freq	%
no answer event	-3	135	5.7	120	6.4	182	7.7	159	8.5
no event	-2	2184	92.9	1735	92.4	2141	91.1	1688	89.9
no answer month	-1	3	.1	2	.1	2	.1	3	.2
january	1	11	.5	3	.2		.2	4	.2
<interrupted>									
december	12	1	.0	1	.0	1	.0	6	.3
		-----	-----	-----	-----	-----	-----	-----	-----
Total		2350	100.0	1877	100.0	2350	100.0	1877	100.0

**hev27 iev27** month:marriage / liv tog w partner

Samen gaan leven met partner, of getrouwd nee/ja Indien ja, in welke maand?

**hev28 iev28** month:retirement, end employment

Geheel of gedeeltelijk gestopt met werken nee/ja Indien ja, in welke maand?

	hev27			iev27		hev28		iev28	
Value label	Value	Freq	%	Freq	%	Freq	%	Freq	%
no answer event	-3	195	8.3	153	8.2	271	11.5	207	11.0
no event	-2	2108	89.7	1689	90.0	1920	81.7	1520	81.0
no answer month	-1	5	.2	5	.3	53	2.3	50	2.7
january	1	4	.2	0	.0	10	.4	15	.8
<interrupted>									
december	12	3	.1	1	.1	5	.2	4	.2
		-----	-----	-----	-----	-----	-----	-----	-----
Total		2350	100.0	1877	100.0	2350	100.0	1877	100.0

**hev29 iev29** month:new job/activity

Begonnen met nieuwe baan of andere vaste activiteit nee/ja Indien ja, in welke maand?

**hev30 iev30** month:financial problems

Financiële problemen nee/ja Indien ja, in welke maand?

	hev29			iev29		hev30		iev30	
Value label	Value	Freq	%	Freq	%	Freq	%	Freq	%
no answer event	-3	212	9.0	166	8.8	118	5.0	90	4.8
no event	-2	1980	84.3	1566	83.4	2154	91.7	1725	91.9

no answer month	-1	15	.6	11	.6	36	1.5	33	1.8
january	1	13	.6	12	.6	6	.3	3	.2
<interrupted>		6	.3	3	.2	6	.3	2	.1
december	12								
Total		2350	100.0	1877	100.0	2350	100.0	1877	100.0

**hev31 iev31** month:financial luck

Een belangrijke financiële meevaller nee/ja Indien ja, in welke maand?

**hev32 iev32** month:birth (gr)child

Geboorte van een kind of kleinkind nee/ja Indien ja, in welke maand?

	<b>hev31</b>			<b>iev31</b>		<b>hev32</b>		<b>iev32</b>	
<i>Value label</i>	<i>Value</i>	<i>Freq</i>	<i>%</i>	<i>Freq</i>	<i>%</i>	<i>Freq</i>	<i>%</i>	<i>Freq</i>	<i>%</i>
no answer event	-3	143	6.1	106	5.6	172	7.3	114	6.1
no event	-2	2122	90.3	1704	90.8	1906	81.1	1523	81.1
no answer month	-1	5	.2	7	.4	8	.3	5	.3
january	1	10	.4	15	.8	32	1.4	11	.6
<interrupted>									
december	12	6	.3	6	.3	19	.8	19	1.0
Total		2350	100.0	1877	100.0	2350	100.0	1877	100.0

**hev33 iev33** month:kin: severe illness/death

Ernstige ziekte of overlijden van één van uw kinderen of kleinkinderen, of van één van uw ouders nee/ja Indien ja, in welke maand?

**hev34 iev34** month:child left home

Uit huis gaan van een kind nee/ja Indien ja, in welke maand?

	<b>hev33</b>			<b>iev33</b>		<b>hev34</b>		<b>iev34</b>	
<i>Value label</i>	<i>Value</i>	<i>Freq</i>	<i>%</i>	<i>Freq</i>	<i>%</i>	<i>Freq</i>	<i>%</i>	<i>Freq</i>	<i>%</i>
no answer event	-3	168	7.1	119	6.3	184	7.8	156	8.3
no event	-2	1988	84.6	1586	84.5	2076	88.3	1641	87.4
no answer month	-1	27	1.1	29	1.5	7	.3	7	.4
january	1	13	.6	12	.6	9	.4	4	.2
<interrupted>									
december	12	19	.8	16	.9	8	.3	2	.1
Total		2350	100.0	1877	100.0	2350	100.0	1877	100.0

**hev35 iev35** month:quarrel

Een ruzie die u erg heeft aangegrepen nee/ja Indien ja, in welke maand?

**hev36 iev36** month:happy event

Een prettige gebeurtenis, waar u nog lang van genoten hebt nee/ja Indien ja, in welke maand?

	<b>hev35</b>			<b>iev35</b>		<b>hev36</b>		<b>iev36</b>	
<i>Value label</i>	<i>Value</i>	<i>Freq</i>	<i>%</i>	<i>Freq</i>	<i>%</i>	<i>Freq</i>	<i>%</i>	<i>Freq</i>	<i>%</i>
no answer event	-3	154	6.6	124	6.6	165	7.0	131	7.0
no event	-2	2048	87.1	1631	86.9	1532	65.2	1262	67.2
no answer month	-1	25	1.1	16	.9	78	3.3	58	3.1
january	1	6	.3	3	.2	27	1.1	20	1.1
<interrupted>									
december	12	9	.4	14	.7	44	1.9	12	.6
Total		2350	100.0	1877	100.0	2350	100.0	1877	100.0



# LSNgi073

N: 3,117; -, 1,877

Data about: loneliness

Data source: anchor and network members, mailed questionnaire

Other files about same topic: LSNa073

Selection of respondents: with valid data

Identification variable: ANWMEM

*The loneliness scale is developed by De Jong Gierveld & Kamphuis (1985).*

*Note: In the face-to-face questionnaire, three answering categories were used, while in the mailed questionnaires five answering categories were used.*

**glo1 ilo1** There is always someone that I can talk to about my day to day problems.  
Er is altijd wel iemand in mijn omgeving bij wie ik met mijn dagelijkse probleempjes terecht kan.

**glo2 ilo2** I miss having a really close friend.  
Ik mis een echt goede vriend of vriendin.

		<b>glo1</b>		<b>glo2</b>		<b>ilo1</b>		<b>ilo2</b>	
Value label	Value	Freq	%	Freq	%	Freq	%	Freq	%
no answer	-1	59	1.9	93	3.0	30	1.6	36	1.9
no!	1	79	2.5	1161	37.2	60	3.2	759	40.4
no	2	63	2.0	1196	38.4	41	2.2	715	38.1
more-or-less	3	441	14.1	400	12.8	304	16.2	213	11.3
yes	4	1398	44.9	186	6.0	878	46.8	115	6.1
yes!	5	1077	34.6	81	2.6	564	30.0	39	2.1
		----	-----	----	-----	----	-----	----	-----
Total		3117	100.0	3117	100.0	1877	100.0	1877	100.0

**glo3 ilo3** I experience a general sense of emptiness.  
Ik ervaar een leegte om me heen.

**glo4 ilo4** There are plenty of people that I can lean on in case of trouble.  
Er zijn genoeg mensen op wie ik in geval van narigheid kan terugvallen.

		<b>glo3</b>		<b>glo4</b>		<b>ilo3</b>		<b>ilo4</b>	
Value label	Value	Freq	%	Freq	%	Freq	%	Freq	%
no answer	-1	75	2.4	53	1.7	38	2.0	27	1.4
no!	1	1303	41.8	60	1.9	821	43.7	39	2.1
no	2	1207	38.7	84	2.7	689	36.7	50	2.7
more-or-less	3	338	10.8	603	19.3	212	11.3	356	19.0
yes	4	141	4.5	1557	50.0	91	4.8	1019	54.3
yes!	5	53	1.7	760	24.4	26	1.4	386	20.6
		----	-----	----	-----	----	-----	----	-----
Total		3117	100.0	3117	100.0	1877	100.0	1877	100.0

- glo5 ilo5** I miss the pleasure of company of others.  
Ik mis gezelligheid om me heen.
- glo6 ilo6** I feel my circle of friends and acquaintances is too limited.  
Ik vind mijn kring van kennissen te beperkt.

		<b>glo5</b>		<b>glo6</b>		<b>ilo5</b>		<b>ilo6</b>	
<i>Value label</i>	<i>Value</i>	<i>Freq</i>	<i>%</i>	<i>Freq</i>	<i>%</i>	<i>Freq</i>	<i>%</i>	<i>Freq</i>	<i>%</i>
no answer	-1	72	2.3	61	2.0	28	1.5	28	1.5
no!	1	1296	41.6	1037	33.3	791	42.1	695	37.0
no	2	1276	40.9	1299	41.7	747	39.8	747	39.8
more-or-less	3	327	10.5	461	14.8	211	11.2	263	14.0
yes	4	117	3.8	216	6.9	81	4.3	126	6.7
yes!	5	29	.9	43	1.4	19	1.0	18	1.0
		----	----	----	----	----	----	----	----
Total		3117	100.0	3117	100.0	1877	100.0	1877	100.0

- glo7 ilo7** There are many people that I can count on completely.  
Ik heb veel mensen op wie ik volledig kan vertrouwen.
- glo8 ilo8** There are enough people that I feel close to.  
Er zijn voldoende mensen met wie ik me nauw verbonden voel.

		<b>glo7</b>		<b>glo8</b>		<b>ilo7</b>		<b>ilo8</b>	
<i>Value label</i>	<i>Value</i>	<i>Freq</i>	<i>%</i>	<i>Freq</i>	<i>%</i>	<i>Freq</i>	<i>%</i>	<i>Freq</i>	<i>%</i>
no answer	-1	59	1.9	49	1.6	22	1.2	21	1.1
no!	1	111	3.6	68	2.2	62	3.3	51	2.7
no	2	305	9.8	131	4.2	167	8.9	72	3.8
more-or-less	3	867	27.8	671	21.5	505	26.9	394	21.0
yes	4	1302	41.8	1614	51.8	858	45.7	1047	55.8
yes!	5	473	15.2	584	18.7	263	14.0	292	15.6
		----	----	----	----	----	----	----	----
Total		3117	100.0	3117	100.0	1877	100.0	1877	100.0

- glo9 ilo9** I miss having people around.  
Ik mis mensen om me heen.
- glo10 ilo10** Often, I feel rejected.  
Vaak voel ik me in de steek gelaten.

		<b>glo9</b>		<b>glo10</b>		<b>ilo9</b>		<b>ilo10</b>	
<i>Value label</i>	<i>Value</i>	<i>Freq</i>	<i>%</i>	<i>Freq</i>	<i>%</i>	<i>Freq</i>	<i>%</i>	<i>Freq</i>	<i>%</i>
no answer	-1	83	2.7	79	2.5	29	1.5	25	1.3
no!	1	1212	38.9	1269	40.7	772	41.1	824	43.9
no	2	1345	43.2	1434	46.0	786	41.9	844	45.0
more-or-less	3	322	10.3	235	7.5	211	11.2	138	7.4
yes	4	128	4.1	79	2.5	67	3.6	40	2.1
yes!	5	27	.9	21	.7	12	.6	6	.3
		----	----	----	----	----	----	----	----
Total		3117	100.0	3117	100.0	1877	100.0	1877	100.0

**glo11 ilo11** I can call on my friends whenever I need them.

Wanneer ik daar behoefte aan heb kan ik altijd bij mijn vrienden terecht.

Value label	Value	glo11		ilo11	
		Freq	%	Freq	%
no answer	-1	103	3.3	28	1.5
no!	1	75	2.4	42	2.2
no	2	137	4.4	79	4.2
more-or-less	3	744	23.9	439	23.4
yes	4	1533	49.2	985	52.5
yes!	5	525	16.8	304	16.2
	Total	3117	100.0	1877	100.0

## LSNgi273

N: 2,976; -, 1,829

Data about: loneliness

Data source: system

Other files about same topic: LSNgi073, LSNa273

Selection of respondents: less than two items with missing values

Identification variable: ANWMEM

**glo ilo** loneliness <11 items dichotomous>

Computation of variable glo from original variables:

```
count glo= glo1 glo4 glo7 glo8 glo11 (1,2,3)
      glo2 glo3 glo5 glo6 glo9 glo10 (3,4,5).
count mis= glo1 to glo11 (-1).
select if (mis<2).
```

Value label	Value	glo		ilo	
		Freq	%	Freq	%
no loneliness <interrupted>	0	1008	33.9	663	36.2
severe loneliness	11	39	1.3	26	1.4
	Total	2976	100.0	1829	100.0

**gloo iloo** loneliness 11 items ordinal

Computation of variable gloo from original variables:

```
count mis= glo1 to glo11 (-1).
select if (mis<2).
recode glo1 glo4 glo7 glo8 glo11 (5=1) (4=2) (2=4) (1=5).
recode glo1 to glo11 (1,2=1) (3=2) (4,5=3).
* missing values are replaced by the mean of the valid values.
compute gloo=
glo1+glo2+glo3+glo4+glo5+glo6+glo7+glo8+glo9+glo10+glo11.
```

Value label	Value	gloo		iloo	
		Freq	%	Freq	%
no loneliness <interrupted>	11.0	978	32.9	647	35.4
severe loneliness	33.0	3	.1	3	.2
		----	-----	----	-----
	Total	2976	100.0	1829	100.0

Psychometric properties (Loevingers H and Reliability  $\rho$ )

	glo T <sub>1</sub>		ilo T <sub>3</sub>		gloo T <sub>1</sub>		iloo T <sub>3</sub>	
	H	$\rho$	H	$\rho$	H	$\rho$	H	$\rho$
all	.45	.87	.46	.88	.44	.88	.44	.88
anchors only	.45	.87	.43	.89	.45	.89	.42	.89

## LSNghi075

N: 3,094; 2,358; 1,884

Data about: exchange / communal orientation

Data source: anchor and network members, mailed questionnaire

Other files about same topic: LSNa075

Selection of respondents: with valid data

Identification variable: ANWMEM

Based on a scale developed by Clark et al (1987).

**gec1 hec1 iec1** It bothers me when other people neglect my needs.

Het stoort me wanneer andere mensen geen rekening houden met wat ik nodig heb.

Value label	Value	gec1		hec1		iec1	
		Freq	%	Freq	%	Freq	%
no answer	-1	64	2.1	58	2.5	31	1.6
no!	1	429	13.9	348	14.8	302	16.0
no	2	609	19.7	346	14.7	350	18.6
more-or-less	3	1236	39.9	1164	49.4	764	40.6
yes	4	639	20.7	374	15.9	381	20.2
yes!	5	117	3.8	68	2.9	56	3.0
		----	-----	----	-----	----	-----
	Total	3094	100.0	2358	100.0	1884	100.0

**gec2 hec2 iec2** When someone I know helps me out on a project, I feel I have to pay them back.  
Als iemand me ergens mee helpt, voel ik me verplicht om iets terug te doen.

Value label	Value	gec2			hec2		iec2	
		Freq	%	Freq	%	Freq	%	
no answer	-1	31	1.0	20	.8	12	.6	
no!	1	312	10.1	272	11.5	247	13.1	
no	2	628	20.3	399	16.9	339	18.0	
more-or-less	3	1357	43.9	1240	52.6	917	48.7	
yes	4	646	20.9	384	16.3	338	17.9	
yes!	5	120	3.9	43	1.8	31	1.6	
		----	----	----	----	----	----	
Total		3094	100.0	2358	100.0	1884	100.0	

**gec3 hec3 iec3** When making a decision, I take other people's needs and feelings into account.  
Als ik een beslissing neem, houd ik rekening met de wensen en gevoelens van andere betrokkenen.

Value label	Value	gec3			hec3		iec3	
		Freq	%	Freq	%	Freq	%	
no answer	-1	29	.9	30	1.3	15	.8	
no!	1	38	1.2	43	1.8	33	1.8	
no	2	44	1.4	17	.7	13	.7	
more-or-less	3	771	24.9	718	30.4	451	23.9	
yes	4	1777	57.4	1290	54.7	1172	62.2	
yes!	5	435	14.1	260	11.0	200	10.6	
		----	----	----	----	----	----	
Total		3094	100.0	2358	100.0	1884	100.0	

**gec4 hec4 iec4** I would feel exploited if someone failed to repay me for a favor.  
Ik zou me misbruikt voelen, als iemand die ik geholpen heb, niets terug deed.

Value label	Value	gec4			hec4		iec4	
		Freq	%	Freq	%	Freq	%	
no answer	-1	29	.9	16	.7	14	.7	
no!	1	1197	38.7	1050	44.5	815	43.3	
no	2	1302	42.1	991	42.0	844	44.8	
more-or-less	3	452	14.6	263	11.2	179	9.5	
yes	4	86	2.8	30	1.3	29	1.5	
yes!	5	28	.9	8	.3	3	.2	
		----	----	----	----	----	----	
Total		3094	100.0	2358	100.0	1884	100.0	

**gec5 hec5 iec5** I bother to keep track of benefits I have given others.  
Ik vind het de moeite waard om precies bij te houden wat ik voor anderen doe.

Value label	gec5			hec5		iec5	
	Value	Freq	%	Freq	%	Freq	%
no answer	-1	25	.8	28	1.2	14	.7
no!	1	1693	54.7	1336	56.7	1056	56.1
no	2	1269	41.0	911	38.6	756	40.1
more-or-less	3	72	2.3	70	3.0	40	2.1
yes	4	26	.8	12	.5	14	.7
yes!	5	9	.3			4	.2
		----	-----	----	-----	----	-----
Total		3094	100.0	2358	100.0	1884	100.0

**gec6** I expect people I know to be responsive to my needs and feelings.  
Ik verwacht van mensen die ik ken, dat ze open staan voor mijn behoeften en gevoelens.

**gec7** It's best to make sure things are always kept 'even' between two people in a relationship.  
Ik let er op dat mijn relatie met een ander in evenwicht blijft.

Value label	gec6			gec7	
	Value	Freq	%	Freq	%
no answer	-1	52	1.7	73	2.4
no!	1	431	13.9	110	3.6
no	2	678	21.9	196	6.3
more-or-less	3	1438	46.5	1054	34.1
yes	4	431	13.9	1421	45.9
yes!	5	64	2.1	240	7.8
		----	-----	----	-----
Total		3094	100.0	3094	100.0

**gec8 hec8 iec8** When I have a need that others ignore, I'm hurt.  
Het kwetst me wanneer mensen een bepaalde wens van mij negeren.

Value label	gec8			hec8		iec8	
	Value	Freq	%	Freq	%	Freq	%
no answer	-1	56	1.8	33	1.4	25	1.3
no!	1	369	11.9	345	14.6	266	14.1
no	2	714	23.1	430	18.2	411	21.8
more-or-less	3	1373	44.4	1186	50.3	880	46.7
yes	4	513	16.6	326	13.8	280	14.9
yes!	5	69	2.2	38	1.6	22	1.2
		----	-----	----	-----	----	-----
Total		3094	100.0	2358	100.0	1884	100.0

**gec9 hec9 iec9** I think people should feel obligated to repay others for favors.  
Mensen die ik heb geholpen, moeten zich verplicht voelen om iets voor mij terug te doen.

Value label	Value	gec9		hec9		iec9	
		Freq	%	Freq	%	Freq	%
no answer	-1	30	1.0	17	.7	15	.8
no!	1	1373	44.4	1134	48.1	874	46.4
no	2	1370	44.3	1023	43.4	873	46.3
more-or-less	3	275	8.9	167	7.1	112	5.9
yes	4	33	1.1	15	.6	7	.4
yes!	5	13	.4	2	.1	3	.2
		----	-----	----	-----	----	-----
	Total	3094	100.0	2358	100.0	1884	100.0

## LSNghi275

N: 3,030; 2,302; 1,855

Data about: exchange orientation

Data source: system

Other files about same topic: LSNghi075, LSNa275

Selection of respondents: with valid data

Identification variable: ANWMEM

**gexch hexch iexch** exchange orientation <2,4,5,9><ord>

Computation of variable gexch from original variables:

```
count mis= gec2 gec4 gec5 gec9 (-1).
select if (mis=0).
recode gec2 gec4 gec5 gec9 (1=1) (2=1.5) (3=2) (4=2.5) (5=3) .
compute gexch= gec2+gec4+gec5+gec9.
```

Psychometric properties (Loevingers H and Reliability  $\rho$ )

	T <sub>1</sub>		T <sub>2</sub>		T <sub>3</sub>	
	H	$\rho$	H	$\rho$	H	$\rho$
all	.45	.72	.51	.76	.48	.73
anchors only	.49	.75	.53	.76	.49	.73

Value label	Value	gexch		hexch		iexch	
		Freq	%	Freq	%	Freq	%
not exch oriented	4.0	265	8.7	240	10.4	222	12.0
	4.5	167	5.5	103	4.5	75	4.0
<interrupted>							
highly exch oriented	12.0	3	.1	0	.0	0	.0
		----	-----	----	-----	----	-----
	Total	3030	100.0	2302	100.0	1855	100.0

# LSNg083

N: 3,111

Data about: norms about support

Data source: anchor and network members, mailed questionnaire

Selection of respondents: with valid data

Identification variable: ANWMEM

In the next section we will ask your opinion about giving help, support and/or care within three types of relationships. When an older parent requires help, support and/or care, what is your opinion about the role of (adult) children?

In het volgende gedeelte willen we Uw mening vragen over het geven van hulp, ondersteuning en/of verzorging binnen drie soorten van relaties. Wanneer een ouder op leeftijd hulp, ondersteuning en/of verzorging nodig heeft, wat is dan uw mening over de rol van de (volwassen) kinderen?

**gnormch1** Children and parents ought to support each other.

(Volwassen) kinderen en ouders horen elkaar wederzijds te steunen.

**gnormch2** Because parents have also done much in the past, children should give support now.

Ouders hebben *in het verleden* veel gedaan voor de kinderen, daarom moeten kinderen *nu* hulp geven.

**gnormch3** The older parent *now* also is important to the children, and for that reason deserves to receive support from them.

De oudere betekent *nu* ook veel voor de kinderen en verdient het dat de kinderen iets terug doen.

	<b>gnormch1</b>		<b>gnormch2</b>		<b>gnormch3</b>		
<i>Value label</i>	<i>Value</i>	<i>Freq</i>	<i>%</i>	<i>Freq</i>	<i>%</i>	<i>Freq</i>	<i>%</i>
no answer	-1	100	3.2	153	4.9	169	5.4
no	1	125	4.0	1034	33.2	755	24.3
more-or-less	2	1119	36.0	1193	38.3	1234	39.7
yes	3	1767	56.8	731	23.5	953	30.6
		----	----	----	----	----	----
	Total	3111	100.0	3111	100.0	3111	100.0

**gnormch4** In a good relationship it goes without saying that (adult) children will do much for their parent(s).

Binnen *een goede relatie* is het vanzelfsprekend dat (volwassen) kinderen veel voor hun ouder(s) doen.

When a husband/wife/partner requires help, support and/or care, what is your opinion about the role of the other husband/wife/partner?

Wanneer een echtgenoot/-note of partner hulp, ondersteuning en/of verzorging nodig heeft, wat is dan uw mening over de rol van de echtgenoot/-note of partner?

**gnormpa1** Spouses ought to support each other.

Echtgenoten horen elkaar wederzijds te steunen.

**gnormpa2** Because one spouse has also done much in the past, the other spouse should give support now.

De ene echtgenoot/-note heeft *in het verleden* veel gedaan voor de ander, daarom moet de ander *nu* hulp geven.

**gnormch4**

**gnormpa1**

**gnormpa2**



Value label	Value	Freq	%	Freq	%	Freq	%
no answer	-1	114	3.7	168	5.4	337	10.8
no	1	269	8.6	13	.4	845	27.2
more-or-less	2	1133	36.4	116	3.7	673	21.6
yes	3	1595	51.3	2814	90.5	1256	40.4
		----	-----	----	-----	----	-----
	Total	3111	100.0	3111	100.0	3111	100.0

**gnormpa3** A spouse now also gives support, and for that reason deserves to receive support from the other spouse.

De ene echtgenoot/-note betekent *nu* ook veel voor de ander, en verdient het dat die ander iets terug doet.

**gnormpa4** In a good relationship it goes without saying that spouses will do much for each other.

Binnen *een goede relatie* is het vanzelfsprekend dat echtgenoten veel voor elkaar doen.

When a friend requires help, support and/or care, what is your opinion about the role of the other friend?

Wanneer een vriend(in) hulp, ondersteuning en/of verzorging nodig heeft, wat is dan uw mening over de rol van de vriend(inn)en?

**gnormfr1** Friends ought to support each other.

Vriend(inn)en horen elkaar wederzijds steunen.

		gnormpa3		gnormpa4		gnormfr1	
Value label	Value	Freq	%	Freq	%	Freq	%
no answer	-1	359	11.5	175	5.6	189	6.1
no	1	557	17.9	22	.7	129	4.1
more-or-less	2	736	23.7	129	4.1	1221	39.2
yes	3	1459	46.9	2785	89.5	1572	50.5
		----	-----	----	-----	----	-----
	Total	3111	100.0	3111	100.0	3111	100.0

**gnormfr2** Because one friend has also done much in the past, the other friend should give support now.

De ene vriend(in) heeft *in het verleden* veel gedaan voor de ander, daarom moet de ander *nu* hulp geven.

**gnormfr3** A friend now also gives support, and for that reason deserves to receive support from the other friend.

De ene vriend(in) betekent *nu* ook veel voor de ander, en verdient het dat die ander iets terug doet.

**gnormfr4** In a good relationship it goes without saying that friends will do much for each other.

Binnen *een goede relatie* is het vanzelfsprekend dat vrienden veel voor elkaar doen.

		gnormfr2		gnormfr3		gnormfr4	
Value label	Value	Freq	%	Freq	%	Freq	%
no answer	-1	292	9.4	298	9.6	125	4.0
no	1	1039	33.4	764	24.6	108	3.5
more-or-less	2	1186	38.1	1219	39.2	782	25.1
yes	3	594	19.1	830	26.7	2096	67.4
		----	-----	----	-----	----	-----
	Total	3111	100.0	3111	100.0	3111	100.0

## LSNgh084

N: 1,447; 1,125; -

Data about: family characteristics

Data source: anchor and network members, mailed questionnaire

Selection of respondents: family members among the respondents in the network survey, with valid data

Identification variable: ANWMEM

*Dependent from the position of the respondent, elderly or child, the items were introduced with:*

*The next statements are about your family in general. When you think about your partner and your children, that is your family, what is your opinion about the following statements?*

*or with:*

*The next statements are about your family in general. When you think about you and your parent(s) (among Mr. J. Jones), your brother(s) and sister(s), that is your family, what is your opinion about the following statements?*

*Afhankelijk van de positie van de respondent, oudere of kind, werden de items geïntroduceerd met:*

*Er volgen nu een aantal uitspraken over Uw gezin in het algemeen. Als u denkt aan U en Uw eventuele echtgenoot of partner en Uw kind(eren), dat wil zeggen Uw gezin, in hoeverre bent u het dan eens met de volgende uitspraken?*

*of met:*

*Er volgen nu een aantal uitspraken over Uw familie in het algemeen. Als u denkt aan U en Uw ouder(s) (waaronder Dhr. J. Jones), Uw broer(s) en zus(sen), dat wil zeggen Uw familie, in hoeverre bent u het dan eens met de volgende uitspraken?*

**gfc1** We really get along well together.

We kunnen echt goed met elkaar opschieten.

**gfc2** In our family we are very open about our experiences.

We zijn in ons gezin / onze familie heel openhartig over onze belevenissen.

**gfc3** We always quickly come to an agreement about what we are expected to do.

Over wat van ons verwacht wordt, zijn we het onderling altijd snel eens.

	<b>gfc1</b>			<b>gfc2</b>		<b>gfc3</b>	
Value label	Value	Freq	%	Freq	%	Freq	%
no answer	-1	16	1.1	26	1.8	39	2.7
no!	1	6	.4	33	2.3	27	1.9
no	2	26	1.8	131	9.1	125	8.6
more-or-less	3	223	15.4	465	32.1	514	35.5
yes	4	829	57.3	568	39.3	602	41.6
yes!	5	347	24.0	224	15.5	140	9.7
		----	----	----	----	----	----
	Total	1447	100.0	1447	100.0	1447	100.0

**gfc4** We try to avoid interfering in each others lives as much as possible.

Je bemoeien met elkaars manier van leven, wordt bij ons zoveel mogelijk vermeden.

**gfc5** We are all rather solitary beings.

Wij zijn allemaal nogal op ons zelf.

**gfc6** We can work together well.

We kunnen goed samenwerken.

Value label	Value	gfc4			gfc5		gfc6	
		Value	Freq	%	Freq	%	Freq	%
no answer	-1	26	1.8	30	2.1	26	1.8	
no!	1	58	4.0	160	11.1	16	1.1	
no	2	199	13.8	381	26.3	57	3.9	
more-or-less	3	427	29.5	490	33.9	362	25.0	
yes	4	604	41.7	322	22.3	801	55.4	
yes!	5	133	9.2	64	4.4	185	12.8	
		----	----	----	----	----	----	
Total		1447	100.0	1447	100.0	1447	100.0	

**gfc7 hfc7** We are cautious what we tell each other.

We zijn voorzichtig met wat we elkaar vertellen.

**gfc8 hfc8** When we criticize each other, we always settle the dispute by talking.

Kritiek op elkaar wordt bij ons in het gezin / de familie altijd weer uitgepraat.

Value label	Value	gfc7			hfc7		gfc8		hfc8	
		Value	Freq	%	Freq	%	Freq	%	Freq	%
no answer	-1	33	2.3	19	1.7	43	3.0	22	2.0	
no!	1	212	14.7	230	20.4	40	2.8	38	3.4	
no	2	538	37.2	410	36.4	145	10.0	133	11.8	
more-or-less	3	477	33.0	357	31.7	514	35.5	429	38.1	
yes	4	160	11.1	99	8.8	585	40.4	451	40.1	
yes!	5	27	1.9	10	.9	120	8.3	52	4.6	
		----	----	----	----	----	----	----	----	
Total		1447	100.0	1125	100.0	1447	100.0	1125	100.0	

**gfc9 hfc9** We are strongly attached to each other.

We zijn erg op elkaar betrokken.

**gfc10 hfc10** We surprise each other regularly with a small gift or a postcard.

We verrassen elkaar regelmatig met een cadeautje of een kaartje.

Value label	Value	gfc9			hfc9		gfc10		hfc10	
		Value	Freq	%	Freq	%	Freq	%	Freq	%
no answer	-1	36	2.5	19	1.7	28	1.9	13	1.2	
no!	1	39	2.7	22	2.0	147	10.2	115	10.2	
no	2	170	11.7	107	9.5	475	32.8	384	34.1	
more-or-less	3	413	28.5	274	24.4	519	35.9	431	38.3	
yes	4	605	41.8	570	50.7	224	15.5	157	14.0	
yes!	5	184	12.7	133	11.8	54	3.7	25	2.2	
		----	----	----	----	----	----	----	----	
Total		1447	100.0	1125	100.0	1447	100.0	1125	100.0	

- gfc11 hfc11** We criticize each other if necessary.  
Wij wijzen elkaar terecht als dat nodig is.
- gfc12 hfc12** We regularly have minor quarrels in our family.  
Er zijn regelmatig kleine ruzietjes bij ons in het gezin / de familie.

	<b>gfc11</b>			<b>hfc11</b>		<b>gfc12</b>		<b>hfc12</b>	
<i>Value label</i>	<i>Value</i>	<i>Freq</i>	<i>%</i>	<i>Freq</i>	<i>%</i>	<i>Freq</i>	<i>%</i>	<i>Freq</i>	<i>%</i>
no answer	-1	36	2.5	18	1.6	36	2.5	15	1.3
no!	1	48	3.3	35	3.1	312	21.6	264	23.5
no	2	175	12.1	139	12.4	681	47.1	593	52.7
more-or-less	3	516	35.7	481	42.8	300	20.7	190	16.9
yes	4	575	39.7	424	37.7	100	6.9	57	5.1
yes!	5	97	6.7	28	2.5	18	1.2	6	.5
		-----	-----	-----	-----	-----	-----	-----	-----
Total		1447	100.0	1125	100.0	1447	100.0	1125	100.0

- gfc13 hfc13** In our family it is considered a matter of course to give each other unsolicited advice.  
Wij vinden het normaal om elkaar ongevraagd advies te geven.
- gfc14 hfc14** We go through considerable efforts to see and talk to each other.  
We doen veel moeite om elkaar te zien en te spreken.

	<b>gfc13</b>			<b>hfc13</b>		<b>gfc14</b>		<b>hfc14</b>	
<i>Value label</i>	<i>Value</i>	<i>Freq</i>	<i>%</i>	<i>Freq</i>	<i>%</i>	<i>Freq</i>	<i>%</i>	<i>Freq</i>	<i>%</i>
no answer	-1	30	2.1	20	1.8	45	3.1	29	2.6
no!	1	64	4.4	41	3.6	75	5.2	50	4.4
no	2	223	15.4	179	15.9	310	21.4	236	21.0
more-or-less	3	438	30.3	355	31.6	472	32.6	361	32.1
yes	4	588	40.6	493	43.8	428	29.6	393	34.9
yes!	5	104	7.2	37	3.3	117	8.1	56	5.0
		-----	-----	-----	-----	-----	-----	-----	-----
Total		1447	100.0	1125	100.0	1447	100.0	1125	100.0

- gfc15 hfc15** At times we hug or kiss each other spontaneously.  
We geven elkaar weleens zomaar een zoen of een aai.
- gfc16 hfc16** When we disapprove of a family member's behavior, we say something about it.  
Als we vinden dat een van ons iets verkeerd doet, dan zeggen we daar iets van.

	<b>gfc15</b>			<b>hfc15</b>		<b>gfc16</b>		<b>hfc16</b>	
<i>Value label</i>	<i>Value</i>	<i>Freq</i>	<i>%</i>	<i>Freq</i>	<i>%</i>	<i>Freq</i>	<i>%</i>	<i>Freq</i>	<i>%</i>
no answer	-1	31	2.1	10	.9	25	1.7	10	.9
no!	1	97	6.7	62	5.5	34	2.3	23	2.0
no	2	372	25.7	300	26.7	110	7.6	92	8.2
more-or-less	3	296	20.5	251	22.3	437	30.2	390	34.7
yes	4	502	34.7	407	36.2	728	50.3	570	50.7
yes!	5	149	10.3	95	8.4	113	7.8	40	3.6
		-----	-----	-----	-----	-----	-----	-----	-----
Total		1447	100.0	1125	100.0	1447	100.0	1125	100.0

- gfc17 hfc17** During a family gathering we have to be very careful of one another's feelings.  
Als we allemaal bij elkaar zijn, moet iedereen op zijn tenen lopen.

	<b>gfc17</b>			<b>hfc17</b>	
<i>Value label</i>	<i>Value</i>	<i>Freq</i>	<i>%</i>	<i>Freq</i>	<i>%</i>
no answer	-1	31	2.1	9	.8
no!	1	532	36.8	441	39.2

no	2	782	54.0	585	52.0
more-or-less	3	78	5.4	76	6.8
yes	4	15	1.0	8	.7
yes!	5	9	.6	6	.5
		----	-----	----	-----
Total		1447	100.0	1125	100.0

**gfc18** In our family it is easy to make plans and arrangements.

In ons gezin / onze familie is afspraken maken geen probleem.

**gfc19** We like to tease and play around.

We houden ervan om met elkaar te stoeien of elkaar een beetje te plagen.

**gfc20** You can count on us to meet agreements.

Bij ons kun je erop vertrouwen dat afspraken nagekomen worden.

	<b>gfc18</b>			<b>gfc19</b>		<b>gfc20</b>	
<i>Value label</i>	<i>Value</i>	<i>Freq</i>	<i>%</i>	<i>Freq</i>	<i>%</i>	<i>Freq</i>	<i>%</i>
no answer	-1	36	2.5	40	2.8	25	1.7
no!	1	362	25.0	102	7.0	7	.5
no	2	640	44.2	271	18.7	15	1.0
more-or-less	3	209	14.4	566	39.1	193	13.3
yes	4	169	11.7	389	26.9	960	66.3
yes!	5	31	2.1	79	5.5	247	17.1
		----	-----	----	-----	----	-----
Total		1447	100.0	1447	100.0	1447	100.0

**gfc21 hfc21** There is always a relaxed atmosphere when we are together.

Als we bij elkaar zijn, is de sfeer altijd ontspannen.

**gfc22** Anything that has to be done always works out in our family.

Als er iets gedaan moet worden, komt het bij ons altijd wel op zijn pootjes terecht.

**gfc23** We are very concerned about each other's experiences and feelings.

We leven erg met elkaar mee.

	<b>gfc21</b>			<b>hfc21</b>		<b>gfc22</b>		<b>gfc23</b>	
<i>Value label</i>	<i>Value</i>	<i>Freq</i>	<i>%</i>	<i>Freq</i>	<i>%</i>	<i>Freq</i>	<i>%</i>	<i>Freq</i>	<i>%</i>
no answer	-1	34	2.3	6	.5	32	2.2	24	1.7
no!	1	40	2.8	36	3.2	8	.6	12	.8
no	2	73	5.0	61	5.4	13	.9	36	2.5
more-or-less	3	305	21.1	222	19.7	189	13.1	265	18.3
yes	4	811	56.0	654	58.1	989	68.3	823	56.9
yes!	5	184	12.7	146	13.0	216	14.9	287	19.8
		----	-----	----	-----	----	-----	----	-----
Total		1447	100.0	1125	100.0	1447	100.0	1447	100.0

## LSNghi095

N: 4,264; 3,754; 3,162

Data about: Geographic and financial data based on postal code

Data Source: System (public and commercial databases)

Selection of respondents: valid names/addresses of selected members (see LSNa055 and LSNg008)

Identification variable: ANWMEM

The variables are explained in LSNa095.

**gcover hcover icover** % addresses in neighborhood with this postal code

Value label	Value	<b>gcover</b>			<b>hcover</b>		<b>icover</b>	
		Freq	%	Freq	%	Freq	%	
industrial area	-5	2	.0	1	.0	1	.0	
abroad	-3	28	.7	27	.7	25	.8	
c/o or Post Box	-2	97	2.3	72	1.9	55	1.7	
no NCBS-data	-1	68	1.6	55	1.5	44	1.4	
>90%	1	3731	87.5	3295	87.8	2789	88.2	
81-90%	2	120	2.8	119	3.2	96	3.0	
71-80%	3	38	.9	27	.7	24	.8	
61-70%	4	98	2.3	84	2.2	69	2.2	
51-60%	5	62	1.5	56	1.5	44	1.4	
<51%	6	20	.5	18	.5	15	.5	
Total		4264	100.0	3754	100.0	3162	100.0	

**gxcoord hxcoord ixcoord** x coordinate neighborhood

Value label	Value	<b>gxcoord</b>			<b>hxcoord</b>		<b>ixcoord</b>	
		Freq	%	Freq	%	Freq	%	
industrial area	-5	2	.0	1	.0	1	.0	
abroad	-3	28	.7	27	.7	25	.8	
c/o or Post Box	-2	97	2.3	72	1.9	55	1.7	
<interrupted>	191	2	.0	2	.1	0	.0	
	2674	1	.0	1	.0	1	.0	
Total		4264	100.0	3754	100.0	3162	100.0	

**gycoord hycoord iycoord** y coordinate neighborhood

Value label	Value	<b>gycoord</b>			<b>hycoord</b>		<b>iycoord</b>	
		Freq	%	Freq	%	Freq	%	
industrial area	-5	2	.0	1	.0	1	.0	
abroad	-3	28	.7	27	.7	25	.8	
c/o or Post Box	-2	97	2.3	72	1.9	55	1.7	
<interrupted>	3152	1	.0	1	.0	0	.0	
	6060			2	.1	2	.1	
Total		4264	100.0	3754	100.0	3162	100.0	

**gdistan hdistan idistan** distance to center of municipality (km)

Value label	Value	<b>gdistan</b>			<b>hdistan</b>		<b>idistan</b>	
		Freq	%	Freq	%	Freq	%	
industrial area	-5.0	2	.0	1	.0	1	.0	
abroad	-3.0	28	.7	27	.7	25	.8	
c/o or Post Box	-2.0	97	2.3	72	1.9	55	1.7	
<interrupted>	.0	130	3.0	125	3.3	103	3.3	
	16.0			1	.0	1	.0	
Total		4264	100.0	3754	100.0	3162	100.0	

**gdensity hdensity idensity** # inhabitants per square kilometer

Value label	Value	<b>gdensity</b>			<b>hdensity</b>		<b>idensity</b>	
		Freq	%	Freq	%	Freq	%	

industrial area	-5	2	.0	1	.0	1	.0
abroad	-3	28	.7	27	.7	25	.8
c/o or Post Box	-2	97	2.3	72	1.9	55	1.7
	0	67	1.6	61	1.6	54	1.7
<interrupted>							
	43800	14	.3	15	.4	6	.2
		----	----	----	----	----	----
Total		4264	100.0	3754	100.0	3162	100.0

**gadrden hadrden iadrden # addresses per square kilometer**

	<b>gadrden</b>			<b>hadrden</b>		<b>iadrden</b>	
<i>Value label</i>	<i>Value</i>	<i>Freq</i>	<i>%</i>	<i>Freq</i>	<i>%</i>	<i>Freq</i>	<i>%</i>
industrial area	-5	2	.0	1	.0	1	.0
abroad	-3	28	.7	27	.7	25	.8
c/o or Post Box	-2	97	2.3	72	1.9	55	1.7
	3	1	.0	1	.0	1	.0
<interrupted>							
	10697	3	.1	3	.1	2	.1
		----	----	----	----	----	----
Total		4264	100.0	3754	100.0	3162	100.0

**gurban hurban iurban level of urbanization**

	<b>gurban</b>			<b>hurban</b>		<b>iurban</b>	
<i>Value label</i>	<i>Value</i>	<i>Freq</i>	<i>%</i>	<i>Freq</i>	<i>%</i>	<i>Freq</i>	<i>%</i>
industrial area	-5	2	.0	1	.0	1	.0
abroad	-3	28	.7	27	.7	25	.8
c/o or Post Box	-2	97	2.3	72	1.9	55	1.7
not (<500)	1	755	17.7	647	17.2	567	17.9
little (500-1000)	2	916	21.5	830	22.1	729	23.1
somewhat (1000-1500)	3	855	20.1	743	19.8	618	19.5
highly (1500-2500)	4	729	17.1	665	17.7	532	16.8
very highly (>2500)	5	882	20.7	769	20.5	635	20.1
		----	----	----	----	----	----
Total		4264	100.0	3754	100.0	3162	100.0

**gage1524 hage1524 iage1524 % neighborhood age 15-24**

	<b>gage1524</b>			<b>hage1524</b>		<b>iage1524</b>	
<i>Value label</i>	<i>Value</i>	<i>Freq</i>	<i>%</i>	<i>Freq</i>	<i>%</i>	<i>Freq</i>	<i>%</i>
industrial area	-5	2	.0	1	.0	1	.0
abroad	-3	28	.7	27	.7	25	.8
c/o or Post Box	-2	97	2.3	72	1.9	55	1.7
no NCBS-data	-1	8	.2	8	.2	8	.3
<interrupted>							
	55	2	.0	1	.0	1	.0
		----	----	----	----	----	----
Total		4264	100.0	3754	100.0	3162	100.0

**gage2544 hage2544 iage2544 % neighborhood age 25-44**

**gage4564 hage4564 iage4564 % neighborhood age 45-64**

**gage65 hage65 iage65 % neighborhood age 65 and over**

**gincmean hincmean iincmean** mean income in neighborhood (\*1000 df)

<i>Value label</i>	<i>Value</i>	<b>gincmean</b>			<b>hincmean</b>		<b>iincmean</b>	
		<i>Freq</i>	<i>%</i>	<i>Freq</i>	<i>%</i>	<i>Freq</i>	<i>%</i>	
industrial area	-5	2	.0	1	.0	1	.0	
abroad	-3	28	.7	27	.7	25	.8	
c/o or Post Box	-2	97	2.3	72	1.9	55	1.7	
no NCBS-data	-1	8	.2	8	.2	8	.3	
<interrupted>	45	3	.1	1	.0	1	.0	
		----	-----	----	-----	----	-----	
Total		4264	100.0	3754	100.0	3162	100.0	

**ginclow hinclow iinclo** % neighborhood with disposable income <19000 df  
**ginchigh hinchigh iinchigh** % neighborhood with disposable income >32600 df  
**gsocsec hsocsec isocsec** % neighborhood on social security payments

**gfinstat** financial status based on postal code

<i>Value label</i>	<i>Value</i>	<b>gfinstat</b>	
		<i>Freq</i>	<i>%</i>
foreign address	-5	28	.7
pc unknown	-4	5	.1
pc not in GEO-file	-3	67	1.6
unknown	-2	21	.5
various, mostly 4	-1	181	4.2
minimum	1	143	3.4
low (under modal)	2	847	19.9
modal (kF 43.8)	3	1723	40.4
modal-twice modal	4	1038	24.3
high (>twice modal)	5	211	4.9
		----	-----
Total		4264	100.0

**gowner** ownership house based on postal code

<i>Value label</i>	<i>Value</i>	<b>gowner</b>	
		<i>Freq</i>	<i>%</i>
foreign address	-5	28	.7
pc unknown	-4	5	.1
pc not in GEO-file	-3	67	1.6
unknown	-2	22	.5
all rented	1	1534	36.0
mostly rented	2	316	7.4
rented+owner-occupie	3	245	5.7
mostly owner-occupie	4	410	9.6
all owner-occupied	5	1637	38.4
		----	-----
Total		4264	100.0



**grentpr** rental price house (df/month)

<b>grentpr</b>			
<i>Value label</i>	<i>Value</i>	<i>Freq</i>	<i>%</i>
foreign address	-5	28	.7
pc unknown	-4	5	.1
pc not in GEO-file	-3	67	1.6
unknown	-2	1815	42.6
various	-1	108	2.5
<150	1	16	.4
<interrupted>			
>1500	13	8	.2
		----	-----
Total		4264	100.0

**gpurchpr** purchase price house (df)

<b>gpurchpr</b>			
<i>Value label</i>	<i>Value</i>	<i>Freq</i>	<i>%</i>
foreign address	-5	28	.7
pc unknown	-4	5	.1
pc not in GEO-file	-3	67	1.6
unknown	-2	1669	39.1
various	-1	266	6.2
<50.000	1	14	.3
<interrupted>			
>750.000	12	9	.2
		----	-----
Total		4264	100.0

**gincompc** income based on postal code

<b>gincompc</b>			
<i>Value label</i>	<i>Value</i>	<i>Freq</i>	<i>%</i>
foreign address	-5	28	.7
pc unknown	-4	5	.1
pc not in GEO-file	-3	67	1.6
unknown	-2	197	4.6
various	-1	179	4.2
minimum	1	135	3.2
minimum-modal	2	815	19.1
modal (kF 43.8)	3	1615	37.9
modal-twice modal	4	1021	23.9
high (>twice modal)	5	202	4.7
		----	-----
Total		4264	100.0

## Questionnaire about the social contacts of elderly Study on healthy aging (1992-1993)

What is your date of birth ?    day (1..31) ..... month (1..12) ..... year 19 .....

What is your official marital status ?

- unmarried/never married
- married
- divorced
- widowed

How many persons are in your household ? ..... persons

Is one of the persons in your household your spouse of partner ?     no     yes

Are there children in your household ?

- no
- yes        ⇒    If yes, how many ? .....
- ⇒    If yes, what are their ages ? .. .. .. ..

What is the highest level of education that you completed ?

- Elementary education
- Lower vocational education
- General intermediate education
- Intermediate vocational education
- General secondary education
- Higher vocational education
- College / University education
- Other, please describe: .....

Are you currently employed ?

- no
- yes ⇒    If yes, how many hours a week do you work ? ..... hours

If you have a spouse or a partner, is he/she currently employed ?

- no
- yes ⇒    If yes, how many hours a week does he/she work ? ..... hours

How many hours a week do you work in your household ? ..... hours

I am going to name four activities that are difficult for some people. Please tell me whether you can perform the activities ?

Can you walk up and down stairs ?

- not at all     only with help     with many difficulties     with some difficulties     no difficulties

Can you walk for 5 minutes outdoors without resting ?

- not at all     only with help     with many difficulties     with some difficulties     no difficulties

Can you get up from and sit down in a chair ?

- not at all     only with help     with many difficulties     with some difficulties     no difficulties

Can you dress and undress yourself ?

- not at all     only with help     with many difficulties     with some difficulties     no difficulties

In the next section we will ask your opinion about giving help, support and/or care within three types of relationships.

When an older parent requires help, support and/or care, what is your opinion about the role of (adult) children ?

Children and parents ought to support each other  no  more-or-less  yes

Because parents have also done much in the past, children should give support now.  no  more-or-less  yes

The older parent *now* also is important to the children, and for that reason deserves to receive support from them.  no  more-or-less  yes

In a good relationship it goes without saying that (adult) children will do much for their parent(s).  no  more-or-less  yes

When a husband/wife/partner requires help, support and/or care, what is your opinion about the role of the other husband/wife/partner ?

Spouses ought to support each other  no  more-or-less  yes

Because one spouse has also done much in the past, the other spouse should give support now.  no  more-or-less  yes

A spouse now also gives support, and for that reason deserves to receive support from the other spouse.  no  more-or-less  yes

In a good relationship it goes without saying that spouses will do much for each other.  no  more-or-less  yes

When a friend requires help, support and/or care, what is your opinion about the role of the other friend ?

Friends ought to support each other  no  more-or-less  yes

Because one friend has also done much in the past, the other friend should give support now.  no  more-or-less  yes

A friend now also gives support, and for that reason deserves to receive support from the other friend.  no  more-or-less  yes

In a good relationship it goes without saying that friends will do much for each other.  no  more-or-less  yes

The next questions are about your contact with the following persons:

*(The questions are not always asked about each of the persons.)*

*Mr. J. Jones (Amsterdam)*

*Mrs. A. Jones-Robertson (Amsterdam)*

*Mr. B. Jones (Amsterdam)*

*Mr. D. Jones (Amsterdam)*

*Mr. R. Merchant (Amsterdam)*

*Mrs. Y. Doll-Boot (Rotterdam)*

What is your relationship with the following persons ?

*Mr. J. Jones* is my  spouse/partner  
 father  father-in-law  
 son  son-in-law  
 brother  brother-in-law  other relative  
 neighbor  friend  acquaintance  colleague  
 other ....

*Mrs. A. Jones-Robertson* is my  spouse/partner  
 mother  mother-in-law  
 daughter  daughter-in-law  
 sister  sister-in-law  other relative  
 neighbor  friend  acquaintance  colleague  
 other ....

*Mr. B. Jones* is my  spouse/partner  
 father  father-in-law  
 son  son-in-law  
 brother  brother-in-law  other relative  
 neighbor  friend  acquaintance  colleague  
 other ....

*Mr. D. Jones* is my  spouse/partner  
 father  father-in-law  
 son  son-in-law  
 brother  brother-in-law  other relative  
 neighbor  friend  acquaintance  colleague  
 other ....

*Mr. R. Merchant* is my  spouse/partner  
 father  father-in-law  
 son  son-in-law  
 brother  brother-in-law  other relative  
 neighbor  friend  acquaintance  colleague  
 other ....

*Mrs. Y. Doll-Boot* is my  spouse/partner  
 mother  mother-in-law  
 daughter  daughter-in-law  
 sister  sister-in-law  other relative  
 neighbor  friend  acquaintance  colleague  
 other ....

How often are you in touch with ... ?

*Mr. J. Jones*  daily  
 weekly  
 about twice a month  
 once a month  
 less often than once a month

*Mrs. A. Jones-Robertson*  daily  
 weekly  
 about twice a month  
 once a month  
 less often than once a month

*Mr. B. Jones*       daily  
 weekly  
 about twice a month  
 once a month  
 less often than once a month

*Mr. D. Jones*       daily  
 weekly  
 about twice a month  
 once a month  
 less often than once a month

*Mr. R. Merchant*       daily  
 weekly  
 about twice a month  
 once a month  
 less often than once a month

*Mrs. Y. Doll-Boot*       daily  
 weekly  
 about twice a month  
 once a month  
 less often than once a month

When you look back on your ties with the following persons in the last months, have you made a lot of efforts to keep in touch ?

*Mr. R. Merchant*       I made a lot of efforts to keep in touch  
 I made some efforts to keep in touch  
 I made no efforts  
 I made some efforts to break the contact off  
 I made a lot of efforts to break the contact off

*Mrs. Y. Doll-Boot*       I made a lot of efforts to keep in touch  
 I made some efforts to keep in touch  
 I made no efforts  
 I made some efforts to break the contact off  
 I made a lot of efforts to break the contact off

Has the frequency of contact, compared with a year ago, changed ?

*Mr. R. Merchant*       increased       equal       decreased

*Mrs. Y. Doll-Boot*       increased       equal       decreased

Do you want to continue your relationship with the next persons ?

*Mr. R. Merchant*       yes!       yes       ?       no       no!

*Mrs. Y. Doll-Boot*       yes!       yes       ?       no       no!

If you compare your relationship with the next persons with your other relationships, is your relationship with the next persons in general better, about the same in quality, or worse ?

*Mr. R. Merchant*       better       same       worse

*Mrs. Y. Doll-Boot*       better       same       worse

How long does it take you to travel to ..., by means of the way you usually travel ?

<i>Mr. J. Jones</i>	..... hours and .....	minutes
<i>Mrs. A. Jones-Robertson</i>	..... hours and .....	minutes
<i>Mr. B. Jones</i>	..... hours and .....	minutes
<i>Mr. D. Jones</i>	..... hours and .....	minutes
<i>Mr. R. Merchant</i>	..... hours and .....	minutes
<i>Mrs. Y. Doll-Boot</i>	..... hours and .....	minutes

The next questions are about the support you receive.

How often during the past year did it occur that the following persons helped you with daily household tasks (e.g. preparing meals, cleaning the house, transport, a chore) ?

<i>Mr. J. Jones</i>	<input type="checkbox"/> never	<input type="checkbox"/> rarely	<input type="checkbox"/> sometimes	<input type="checkbox"/> often
<i>Mrs. A. Jones-Robertson</i>	<input type="checkbox"/> never	<input type="checkbox"/> rarely	<input type="checkbox"/> sometimes	<input type="checkbox"/> often
<i>Mr. B. Jones</i>	<input type="checkbox"/> never	<input type="checkbox"/> rarely	<input type="checkbox"/> sometimes	<input type="checkbox"/> often
<i>Mr. D. Jones</i>	<input type="checkbox"/> never	<input type="checkbox"/> rarely	<input type="checkbox"/> sometimes	<input type="checkbox"/> often
<i>Mr. R. Merchant</i>	<input type="checkbox"/> never	<input type="checkbox"/> rarely	<input type="checkbox"/> sometimes	<input type="checkbox"/> often
<i>Mrs. Y. Doll-Boot</i>	<input type="checkbox"/> never	<input type="checkbox"/> rarely	<input type="checkbox"/> sometimes	<input type="checkbox"/> often

How often during the past year did it occur that the following persons gave you advice (e.g. on an important decision or on filling out forms) ?

<i>Mr. J. Jones</i>	<input type="checkbox"/> never	<input type="checkbox"/> rarely	<input type="checkbox"/> sometimes	<input type="checkbox"/> often
<i>Mrs. A. Jones-Robertson</i>	<input type="checkbox"/> never	<input type="checkbox"/> rarely	<input type="checkbox"/> sometimes	<input type="checkbox"/> often
<i>Mr. B. Jones</i>	<input type="checkbox"/> never	<input type="checkbox"/> rarely	<input type="checkbox"/> sometimes	<input type="checkbox"/> often
<i>Mr. D. Jones</i>	<input type="checkbox"/> never	<input type="checkbox"/> rarely	<input type="checkbox"/> sometimes	<input type="checkbox"/> often
<i>Mr. R. Merchant</i>	<input type="checkbox"/> never	<input type="checkbox"/> rarely	<input type="checkbox"/> sometimes	<input type="checkbox"/> often
<i>Mrs. Y. Doll-Boot</i>	<input type="checkbox"/> never	<input type="checkbox"/> rarely	<input type="checkbox"/> sometimes	<input type="checkbox"/> often

How often during the past year did it occur that the following persons gave your help when you needed it, e.g. when you were ill ?

<i>Mr. J. Jones</i>	<input type="checkbox"/> never	<input type="checkbox"/> rarely	<input type="checkbox"/> sometimes	<input type="checkbox"/> often
<i>Mrs. A. Jones-Robertson</i>	<input type="checkbox"/> never	<input type="checkbox"/> rarely	<input type="checkbox"/> sometimes	<input type="checkbox"/> often
<i>Mr. B. Jones</i>	<input type="checkbox"/> never	<input type="checkbox"/> rarely	<input type="checkbox"/> sometimes	<input type="checkbox"/> often
<i>Mr. D. Jones</i>	<input type="checkbox"/> never	<input type="checkbox"/> rarely	<input type="checkbox"/> sometimes	<input type="checkbox"/> often
<i>Mr. R. Merchant</i>	<input type="checkbox"/> never	<input type="checkbox"/> rarely	<input type="checkbox"/> sometimes	<input type="checkbox"/> often
<i>Mrs. Y. Doll-Boot</i>	<input type="checkbox"/> never	<input type="checkbox"/> rarely	<input type="checkbox"/> sometimes	<input type="checkbox"/> often

How often during the past year did it occur that the following persons gave you a present ?

<i>Mr. J. Jones</i>	<input type="checkbox"/> never	<input type="checkbox"/> rarely	<input type="checkbox"/> sometimes	<input type="checkbox"/> often
<i>Mrs. A. Jones-Robertson</i>	<input type="checkbox"/> never	<input type="checkbox"/> rarely	<input type="checkbox"/> sometimes	<input type="checkbox"/> often
<i>Mr. B. Jones</i>	<input type="checkbox"/> never	<input type="checkbox"/> rarely	<input type="checkbox"/> sometimes	<input type="checkbox"/> often
<i>Mr. D. Jones</i>	<input type="checkbox"/> never	<input type="checkbox"/> rarely	<input type="checkbox"/> sometimes	<input type="checkbox"/> often
<i>Mr. R. Merchant</i>	<input type="checkbox"/> never	<input type="checkbox"/> rarely	<input type="checkbox"/> sometimes	<input type="checkbox"/> often
<i>Mrs. Y. Doll-Boot</i>	<input type="checkbox"/> never	<input type="checkbox"/> rarely	<input type="checkbox"/> sometimes	<input type="checkbox"/> often

How often during the past year did it occur that the following persons showed you they cared for you ?

<i>Mr. J. Jones</i>	<input type="checkbox"/> never	<input type="checkbox"/> rarely	<input type="checkbox"/> sometimes	<input type="checkbox"/> often
<i>Mrs. A. Jones-Robertson</i>	<input type="checkbox"/> never	<input type="checkbox"/> rarely	<input type="checkbox"/> sometimes	<input type="checkbox"/> often
<i>Mr. B. Jones</i>	<input type="checkbox"/> never	<input type="checkbox"/> rarely	<input type="checkbox"/> sometimes	<input type="checkbox"/> often
<i>Mr. D. Jones</i>	<input type="checkbox"/> never	<input type="checkbox"/> rarely	<input type="checkbox"/> sometimes	<input type="checkbox"/> often
<i>Mr. R. Merchant</i>	<input type="checkbox"/> never	<input type="checkbox"/> rarely	<input type="checkbox"/> sometimes	<input type="checkbox"/> often
<i>Mrs. Y. Doll-Boot</i>	<input type="checkbox"/> never	<input type="checkbox"/> rarely	<input type="checkbox"/> sometimes	<input type="checkbox"/> often

How often during the past year did it occur that you told the following persons about your personal feelings ?

<i>Mr. J. Jones</i>	<input type="checkbox"/> never	<input type="checkbox"/> rarely	<input type="checkbox"/> sometimes	<input type="checkbox"/> often
<i>Mrs. A. Jones-Robertson</i>	<input type="checkbox"/> never	<input type="checkbox"/> rarely	<input type="checkbox"/> sometimes	<input type="checkbox"/> often
<i>Mr. B. Jones</i>	<input type="checkbox"/> never	<input type="checkbox"/> rarely	<input type="checkbox"/> sometimes	<input type="checkbox"/> often
<i>Mr. D. Jones</i>	<input type="checkbox"/> never	<input type="checkbox"/> rarely	<input type="checkbox"/> sometimes	<input type="checkbox"/> often
<i>Mr. R. Merchant</i>	<input type="checkbox"/> never	<input type="checkbox"/> rarely	<input type="checkbox"/> sometimes	<input type="checkbox"/> often
<i>Mrs. Y. Doll-Boot</i>	<input type="checkbox"/> never	<input type="checkbox"/> rarely	<input type="checkbox"/> sometimes	<input type="checkbox"/> often

The next questions are about the support you give.

How often during the past year did it occur that you helped the following persons with daily household tasks (e.g. preparing meals, cleaning the house, transport, a chore) ?

<i>Mr. J. Jones</i>	<input type="checkbox"/> never	<input type="checkbox"/> rarely	<input type="checkbox"/> sometimes	<input type="checkbox"/> often
<i>Mrs. A. Jones-Robertson</i>	<input type="checkbox"/> never	<input type="checkbox"/> rarely	<input type="checkbox"/> sometimes	<input type="checkbox"/> often
<i>Mr. B. Jones</i>	<input type="checkbox"/> never	<input type="checkbox"/> rarely	<input type="checkbox"/> sometimes	<input type="checkbox"/> often
<i>Mr. D. Jones</i>	<input type="checkbox"/> never	<input type="checkbox"/> rarely	<input type="checkbox"/> sometimes	<input type="checkbox"/> often
<i>Mr. R. Merchant</i>	<input type="checkbox"/> never	<input type="checkbox"/> rarely	<input type="checkbox"/> sometimes	<input type="checkbox"/> often
<i>Mrs. Y. Doll-Boot</i>	<input type="checkbox"/> never	<input type="checkbox"/> rarely	<input type="checkbox"/> sometimes	<input type="checkbox"/> often

How often during the past year did it occur that you gave the following persons advice (e.g. on an important decision or on filling out forms) ?

<i>Mr. J. Jones</i>	<input type="checkbox"/> never	<input type="checkbox"/> rarely	<input type="checkbox"/> sometimes	<input type="checkbox"/> often
<i>Mrs. A. Jones-Robertson</i>	<input type="checkbox"/> never	<input type="checkbox"/> rarely	<input type="checkbox"/> sometimes	<input type="checkbox"/> often
<i>Mr. B. Jones</i>	<input type="checkbox"/> never	<input type="checkbox"/> rarely	<input type="checkbox"/> sometimes	<input type="checkbox"/> often
<i>Mr. D. Jones</i>	<input type="checkbox"/> never	<input type="checkbox"/> rarely	<input type="checkbox"/> sometimes	<input type="checkbox"/> often
<i>Mr. R. Merchant</i>	<input type="checkbox"/> never	<input type="checkbox"/> rarely	<input type="checkbox"/> sometimes	<input type="checkbox"/> often
<i>Mrs. Y. Doll-Boot</i>	<input type="checkbox"/> never	<input type="checkbox"/> rarely	<input type="checkbox"/> sometimes	<input type="checkbox"/> often

How often during the past year did it occur that you gave the following persons ?

<i>Mr. J. Jones</i>	<input type="checkbox"/> never	<input type="checkbox"/> rarely	<input type="checkbox"/> sometimes	<input type="checkbox"/> often
<i>Mrs. A. Jones-Robertson</i>	<input type="checkbox"/> never	<input type="checkbox"/> rarely	<input type="checkbox"/> sometimes	<input type="checkbox"/> often
<i>Mr. B. Jones</i>	<input type="checkbox"/> never	<input type="checkbox"/> rarely	<input type="checkbox"/> sometimes	<input type="checkbox"/> often
<i>Mr. D. Jones</i>	<input type="checkbox"/> never	<input type="checkbox"/> rarely	<input type="checkbox"/> sometimes	<input type="checkbox"/> often
<i>Mr. R. Merchant</i>	<input type="checkbox"/> never	<input type="checkbox"/> rarely	<input type="checkbox"/> sometimes	<input type="checkbox"/> often
<i>Mrs. Y. Doll-Boot</i>	<input type="checkbox"/> never	<input type="checkbox"/> rarely	<input type="checkbox"/> sometimes	<input type="checkbox"/> often

How often during the past year did it occur that you gave the following persons a present ?

- |                                |                                |                                 |                                    |                                |
|--------------------------------|--------------------------------|---------------------------------|------------------------------------|--------------------------------|
| <i>Mr. J. Jones</i>            | <input type="checkbox"/> never | <input type="checkbox"/> rarely | <input type="checkbox"/> sometimes | <input type="checkbox"/> often |
| <i>Mrs. A. Jones-Robertson</i> | <input type="checkbox"/> never | <input type="checkbox"/> rarely | <input type="checkbox"/> sometimes | <input type="checkbox"/> often |
| <i>Mr. B. Jones</i>            | <input type="checkbox"/> never | <input type="checkbox"/> rarely | <input type="checkbox"/> sometimes | <input type="checkbox"/> often |
| <i>Mr. D. Jones</i>            | <input type="checkbox"/> never | <input type="checkbox"/> rarely | <input type="checkbox"/> sometimes | <input type="checkbox"/> often |
| <i>Mr. R. Merchant</i>         | <input type="checkbox"/> never | <input type="checkbox"/> rarely | <input type="checkbox"/> sometimes | <input type="checkbox"/> often |
| <i>Mrs. Y. Doll-Boot</i>       | <input type="checkbox"/> never | <input type="checkbox"/> rarely | <input type="checkbox"/> sometimes | <input type="checkbox"/> often |

How often during the past year did it occur that you showed the following persons you cared for them ?

- |                                |                                |                                 |                                    |                                |
|--------------------------------|--------------------------------|---------------------------------|------------------------------------|--------------------------------|
| <i>Mr. J. Jones</i>            | <input type="checkbox"/> never | <input type="checkbox"/> rarely | <input type="checkbox"/> sometimes | <input type="checkbox"/> often |
| <i>Mrs. A. Jones-Robertson</i> | <input type="checkbox"/> never | <input type="checkbox"/> rarely | <input type="checkbox"/> sometimes | <input type="checkbox"/> often |
| <i>Mr. B. Jones</i>            | <input type="checkbox"/> never | <input type="checkbox"/> rarely | <input type="checkbox"/> sometimes | <input type="checkbox"/> often |
| <i>Mr. D. Jones</i>            | <input type="checkbox"/> never | <input type="checkbox"/> rarely | <input type="checkbox"/> sometimes | <input type="checkbox"/> often |
| <i>Mr. R. Merchant</i>         | <input type="checkbox"/> never | <input type="checkbox"/> rarely | <input type="checkbox"/> sometimes | <input type="checkbox"/> often |
| <i>Mrs. Y. Doll-Boot</i>       | <input type="checkbox"/> never | <input type="checkbox"/> rarely | <input type="checkbox"/> sometimes | <input type="checkbox"/> often |

How often during the past year did it occur that the following persons told you about their personal feelings ?

- |                                |                                |                                 |                                    |                                |
|--------------------------------|--------------------------------|---------------------------------|------------------------------------|--------------------------------|
| <i>Mr. J. Jones</i>            | <input type="checkbox"/> never | <input type="checkbox"/> rarely | <input type="checkbox"/> sometimes | <input type="checkbox"/> often |
| <i>Mrs. A. Jones-Robertson</i> | <input type="checkbox"/> never | <input type="checkbox"/> rarely | <input type="checkbox"/> sometimes | <input type="checkbox"/> often |
| <i>Mr. B. Jones</i>            | <input type="checkbox"/> never | <input type="checkbox"/> rarely | <input type="checkbox"/> sometimes | <input type="checkbox"/> often |
| <i>Mr. D. Jones</i>            | <input type="checkbox"/> never | <input type="checkbox"/> rarely | <input type="checkbox"/> sometimes | <input type="checkbox"/> often |
| <i>Mr. R. Merchant</i>         | <input type="checkbox"/> never | <input type="checkbox"/> rarely | <input type="checkbox"/> sometimes | <input type="checkbox"/> often |
| <i>Mrs. Y. Doll-Boot</i>       | <input type="checkbox"/> never | <input type="checkbox"/> rarely | <input type="checkbox"/> sometimes | <input type="checkbox"/> often |

To close the section about the mutual support, two questions follow.

Do you think that the following persons need social support ?

- |                                |   |                                    |                                   |
|--------------------------------|---|------------------------------------|-----------------------------------|
| <i>Mr. J. Jones</i>            | <input type="checkbox"/> yes, very much | <input type="checkbox"/> yes, some | <input type="checkbox"/> scarcely |
| <i>Mrs. A. Jones-Robertson</i> | <input type="checkbox"/> yes, very much | <input type="checkbox"/> yes, some | <input type="checkbox"/> scarcely |
| <i>Mr. B. Jones</i>            | <input type="checkbox"/> yes, very much | <input type="checkbox"/> yes, some | <input type="checkbox"/> scarcely |
| <i>Mr. D. Jones</i>            | <input type="checkbox"/> yes, very much | <input type="checkbox"/> yes, some | <input type="checkbox"/> scarcely |
| <i>Mr. R. Merchant</i>         | <input type="checkbox"/> yes, very much | <input type="checkbox"/> yes, some | <input type="checkbox"/> scarcely |
| <i>Mrs. Y. Doll-Boot</i>       | <input type="checkbox"/> yes, very much | <input type="checkbox"/> yes, some | <input type="checkbox"/> scarcely |

If you gave support in the last twelve months, did they ask for it, or was it your initiative ?

- |                                |   |
|--------------------------------|---|
| <i>Mr. J. Jones</i>            | <input type="checkbox"/> I did not give support                           |
|                                | <input type="checkbox"/> predominantly on request of him                  |
|                                | <input type="checkbox"/> predominantly on my initiative                   |
|                                | <input type="checkbox"/> sometimes on request, sometimes on my initiative |
| <i>Mrs. A. Jones-Robertson</i> | <input type="checkbox"/> I did not give support                           |
|                                | <input type="checkbox"/> predominantly on request of her                  |
|                                | <input type="checkbox"/> predominantly on my initiative                   |
|                                | <input type="checkbox"/> sometimes on request, sometimes on my initiative |
| <i>Mr. B. Jones</i>            | <input type="checkbox"/> I did not give support                           |
|                                | <input type="checkbox"/> predominantly on request of him                  |
|                                | <input type="checkbox"/> predominantly on my initiative                   |
|                                | <input type="checkbox"/> sometimes on request, sometimes on my initiative |



- Mr. D. Jones*
- I did not give support
  - predominantly on request of him
  - predominantly on my initiative
  - sometimes on request, sometimes on my initiative
- Mr. R. Merchant*
- I did not give support
  - predominantly on request of him
  - predominantly on my initiative
  - sometimes on request, sometimes on my initiative
- Mrs. Y. Doll-Boot*
- I did not give support
  - predominantly on request of her
  - predominantly on my initiative
  - sometimes on request, sometimes on my initiative

The next questions are about your situation.

Did you experience a life event in the last twelve months ?

- movement
- birth (grand)child
- retirement
- new job
- severe illness/hospitalization of you
- severe illness/hospital of partner
- severe illness/hospital of kin
- death
- a marriage (e.g. of children)
- a divorce
- other

If an event happened, please describe shortly what happened, who experienced the event, and in which month the event happened ?

Please indicate for each of the following statements, the extent to which they apply to your situation, the way you feel nowadays.

There is always someone that I can talk to about my day to day problems.

- no!       no       more-or-less       yes       yes!

I miss having a really close friend.

- no!       no       more-or-less       yes       yes!

I experience a general sense of emptiness.

- no!       no       more-or-less       yes       yes!

There are plenty of people that I can lean on in case of trouble.

- no!       no       more-or-less       yes       yes!

I miss the pleasure of company of others.

- no!       no       more-or-less       yes       yes!

I feel my circle of friends and acquaintances is too limited.

no!       no       more-or-less       yes       yes!

There are many people that I can count on completely.

no!       no       more-or-less       yes       yes!

There are enough people that I feel close to.

no!       no       more-or-less       yes       yes!

I miss having people around.

no!       no       more-or-less       yes       yes!

Often, I feel rejected.

no!       no       more-or-less       yes       yes!

I can call on my friends whenever I need them.

no!       no       more-or-less       yes       yes!

Please indicate for each of the following statements, the extent to which they apply to you.

It bothers me when other people neglect my needs.

no!       no       more-or-less       yes       yes!

When making a decision, I take other people's needs and feelings into account.

no!       no       more-or-less       yes       yes!

I think people should feel obligated to repay others for favors.

no!       no       more-or-less       yes       yes!

I would feel exploited if someone failed to repay me for a favor.

no!       no       more-or-less       yes       yes!

I bother to keep track of benefits I have given others.

no!       no       more-or-less       yes       yes!

I expect people I know to be responsive to my needs and feelings.

no!       no       more-or-less       yes       yes!

It's best to make sure things are always kept 'even' between two people in a relationship.

no!       no       more-or-less       yes       yes!

When someone I know helps me out on a project, I feel I have to pay them back.

no!       no       more-or-less       yes       yes!

When I have a need that others ignore, I'm hurt.

no!       no       more-or-less       yes       yes!

The next statements are about your family in general.

*When you think about you and your parent(s) (among Mr. J. Jones), your brother(s) and sister(s), that is your family, what is your opinion about the following statements ?*

We really get along well together.

no!       no       more-or-less       yes       yes!

In our family we are very open about our experiences.

no!       no       more-or-less       yes       yes!

We always quickly come to an agreement about what we are expected to do.

no!       no       more-or-less       yes       yes!

We try to avoid interfering in each others lives as much as possible.

no!       no       more-or-less       yes       yes!

We are all rather solitary beings.

no!       no       more-or-less       yes       yes!

We can work together well.

no!       no       more-or-less       yes       yes!

We are cautious what we tell each other.

no!       no       more-or-less       yes       yes!

When we criticize each other, we always settle the dispute by talking.

no!       no       more-or-less       yes       yes!

We are strongly attached to each other.

no!       no       more-or-less       yes       yes!

We surprise each other regularly with a small gift of a postcard.

no!       no       more-or-less       yes       yes!

We criticize each other if necessary.

no!       no       more-or-less       yes       yes!

We regularly have minor quarrels in our family.

no!       no       more-or-less       yes       yes!

In our family it is considered a matter of course to give each other unsolicited advice.

no!       no       more-or-less       yes       yes!

We go through considerable efforts to see and talk to each other.

no!       no       more-or-less       yes       yes!

At times we hug or kiss each other spontaneously.

no!       no       more-or-less       yes       yes!

When we disapprove of a family member's behavior, we say something about it.

no!       no       more-or-less       yes       yes!

---

During a family gathering we have to be very careful of one another's feelings.

no!       no       more-or-less       yes       yes!

In our family it is easy to make plans and arrangements.

no!       no       more-or-less       yes       yes!

We like to tease and play around.

no!       no       more-or-less       yes       yes!

You can count on us to meet agreements.

no!       no       more-or-less       yes       yes!

There is always a relaxed atmosphere when we are together.

no!       no       more-or-less       yes       yes!

Anything that has to be done always works out in our family.

no!       no       more-or-less       yes       yes!

We are very concerned about each other's experiences and feelings.

no!       no       more-or-less       yes       yes!

This is the end of the questionnaire.

*If you want to tell something, or if you missed something in the questionnaire, please describe it below.*

*Thank you for your cooperation.*

*You will receive a summary of results.*

## List of variables

*Numbers at the end of a line preceded by "g", "h" and/or "i" refer to data files.*

### *sex*

<b>anwsex</b>	sex network member (respondent Network Study)	g008
<b>g_sex</b>	sex of pair members	g048

### *birthdate, age*

<b>bdate</b>	year month day birth	g008
<b>ghiage</b>	age at day of returning questionnaire	ghi008
<b>gagech1</b>	age child #1 in household	g010
<b>gagech2</b>	age child #2 in household	g010
<b>gagech3</b>	age child #3 in household	g010
<b>gagech4</b>	age child #4 in household	g010
<b>gagech5</b>	age child #5 in household	g010
<b>gagech6</b>	age child #6 in household	g010
<b>gagech7</b>	age child #7 in household	g010
<b>gagech8</b>	age child #8 in household	g010
<b>gagech9</b>	age child #9 in household	g010

### *marital status, cohabitation, living arrangement*

<b>ghihhnumch</b>	# children in household	ghi010
<b>ghihhpart</b>	partner in household	ghi010
<b>ghihhsize</b>	# persons household incl. the respondent	ghi010
<b>ghihhtasks</b>	hours/week household tasks	ghi010
<b>ghimarst</b>	marital status	ghi010

### *employment*

<b>ghiemplhr</b>	hours/week work	ghi010
<b>ghipemplhr</b>	hours/week work partner	ghi010

### *education*

<b>geducat</b>	level attained education	g010
----------------	--------------------------	------

### *financial status*

<b>gfinstat</b>	financial status based on postal code	g095
<b>ghiinchigh</b>	% neighborhood with disposable income >32600 df	ghi095
<b>ghiinclow</b>	% neighborhood with disposable income <19000 df	ghi095
<b>ghiincmean</b>	mean income in neighborhood (*1000 df)	ghi095
<b>gincompc</b>	income based on postal code	g095
<b>gowner</b>	ownership house based on postal code	g095
<b>gpurchpr</b>	purchase price house (df)	g095
<b>grentpr</b>	rental price house (df/month)	g095
<b>ghisocsec</b>	% neighborhood on social security payments	ghi095

*health*

<b>ghiadl</b>	activities daily living <4 items ordinal>	ghi230
<b>ghiadl1</b>	stairs up and down	ghi030
<b>ghiadl2</b>	walking outdoor 5 minutes	ghi030
<b>ghiadl3</b>	sitting/standing chair	ghi030
<b>ghiadl4</b>	dressing/changing clothes	ghi030
<b>hiadl5</b>	using own/public transportation	hi030
<b>hiadl6</b>	cutting feet nails	hi030

*social support*

<b>ghige</b>	emotional support given	ghi251
<b>ghigi</b>	instrumental support given	ghi251
<b>ghire</b>	emotional support received	ghi251
<b>ghiri</b>	instrumental support received	ghi251
<b>ghisgiv1</b>	daily household tasks (instrumental support given)	ghi051
<b>ghisgiv2</b>	advice (instrumental support given)	ghi051
<b>ghisgiv3</b>	help ill (instrumental support given)	ghi051
<b>ghisgiv4</b>	give present (emotional support given)	ghi051
<b>ghisgiv5</b>	show care (emotional support given)	ghi051
<b>ghisgiv6</b>	tell personal feelings (emotional support given)	ghi051
<b>ghisinia</b>	request other network member or initiative respondent	ghi051
<b>ghisneed</b>	other network member needs support	ghi051
<b>ghisrec1</b>	daily household tasks (instrumental support received)	ghi051
<b>ghisrec2</b>	advice (instrumental support received)	ghi051
<b>ghisrec3</b>	help ill (instrumental support received)	ghi051
<b>ghisrec4</b>	give present (emotional support received)	ghi051
<b>ghisrec5</b>	show care (emotional support received)	ghi051
<b>ghisrec6</b>	tell personal feelings (emotional support received)	ghi051
<b>ghissequ</b>	sequence questions support	ghi051

*frequency of contact*

<b>gcchan</b>	changes in contact	g051
<b>gccont</b>	continuation relationship?	g051
<b>ghiceffo</b>	efforts to keep in touch	ghi051
<b>ghinwfreq</b>	frequency of contact	ghi051

*travel time, characteristics neighborhood*

<b>ghiadrden</b>	# addresses per square kilometer	ghi095
<b>ghiage1524</b>	% neighborhood age 15 till 24	ghi095
<b>ghiage2544</b>	% neighborhood age 25 till 44	ghi095
<b>ghiage4564</b>	% neighborhood age 45 till 64	ghi095
<b>ghiage65</b>	% neighborhood age 65 and over	ghi095
<b>ghicover</b>	% addresses in neighborhood with this postal code	ghi095
<b>ghidensity</b>	# inhabitants per square kilometer	ghi095
<b>ghidisstr</b>	distance in a straight line (kilometers)	ghi048
<b>ghidisdr</b>	distance in driving time (hours)	ghi048
<b>ghidiskm</b>	distance by car (kilometers)	ghi048
<b>ghidistan</b>	distance to center of municipality	ghi095
<b>ghi_post</b>	equality of the postal code	ghi048
<b>ghinwtrav</b>	travel time between two network members	ghi051

<b>ghiurban</b>	level of urbanization	ghi095
<b>ghixcoord</b>	x coordinate neighborhood	ghi095
<b>ghiycoord</b>	y coordinate neighborhood	ghi095
<i>network (incl. family, other than support, frequency of contact, etcetera)</i>		
<b>g_typ</b>	type relationship in pair	g048
<b>ghidomtyp</b>	domain and type of network member in relation to anchor	ghi008
<b>ghinpers</b>	relationship with number of persons in network	ghi008
<b>ghiqual</b>	comparison of the quality of the relationship	ghi051
<i>loneliness</i>		
<b>gilo</b>	loneliness <scale score, based on dichotomized items>	gi273
<b>giloo</b>	loneliness <scale score, based on ordinal items>	gi273
<b>gilo1</b>	can talk about daily problems	gi073
<b>gilo2</b>	miss really close friend	gi073
<b>gilo3</b>	experience emptiness	gi073
<b>gilo4</b>	people to lean on if in trouble	gi073
<b>gilo5</b>	miss the pleasure of company	gi073
<b>gilo6</b>	circle of friends too limited	gi073
<b>gilo7</b>	many people I can count on	gi073
<b>gilo8</b>	enough people I feel close to	gi073
<b>gilo9</b>	miss having people around	gi073
<b>gilo10</b>	often, I feel rejected	gi073
<b>gilo11</b>	can rely on friends whenever necessary	gi073
<i>exchange / communal orientation, relationship norms</i>		
<b>ghiec1</b>	bothers me when others neglect my needs	ghi075
<b>ghiec2</b>	someone helps me, I have to pay back	ghi075
<b>ghiec3</b>	making decis, take others needs into acc	ghi075
<b>ghiec4</b>	feel exploited if someone failed repay m	ghi075
<b>ghiec5</b>	keep track of benefits I have given othe	ghi075
<b>gec6</b>	expect people to be responsive to my nee	g075
<b>gec7</b>	make sure things kept even in a relation	g075
<b>ghiec8</b>	have need that others ignore, I am hurt	ghi075
<b>ghiec9</b>	people feel obligated to repay me for fa	ghi075
<b>ghiexch</b>	exchange orientation <2,4,5,9><ordinal>	ghi275
<b>gnormch1</b>	commitment parent-child	g083
<b>gnormch2</b>	delayed reciprocity parent-child	g083
<b>gnormch3</b>	direct reciprocity parent-child	g083
<b>gnormch4</b>	mutual reciprocity parent-child	g083
<b>gnormfr1</b>	commitment friends	g083
<b>gnormfr2</b>	delayed reciprocity friends	g083
<b>gnormfr3</b>	direct reciprocity friends	g083
<b>gnormfr4</b>	mutual reciprocity friends	g083
<b>gnormpa1</b>	commitment partners	g083
<b>gnormpa2</b>	delayed reciprocity partners	g083
<b>gnormpa3</b>	direct reciprocity partners	g083
<b>gnormpa4</b>	mutual reciprocity partners	g083

*life events*

<b>gev</b>	experienced life events	g072
<b>gev7s</b>	sex person severe illness event 7	g072
<b>gev7t</b>	type person severe illness event 7	g072
<b>gev8s</b>	sex person died event 8	g072
<b>gev8t</b>	type person died event 8	g072
<b>hiev21</b>	movement	hi072
<b>hiev22</b>	move to institution	hi072
<b>hiev23</b>	partner:severe illness/hospital	hi072
<b>hiev24</b>	partner:improvement health	hi072
<b>hiev25</b>	new partner	hi072
<b>hiev26</b>	death partner/spouse	hi072
<b>hiev27</b>	marriage or living together with partner	hi072
<b>hiev28</b>	retirement, end employment	hi072
<b>hiev29</b>	new job/activity	hi072
<b>hiev30</b>	financial problems	hi072
<b>hiev31</b>	financial luck	hi072
<b>hiev32</b>	birth (grand) child	hi072
<b>hiev33</b>	kin: severe illness/death	hi072
<b>hiev34</b>	child left home	hi072
<b>hiev35</b>	quarrel	hi072
<b>hiev36</b>	happy event	hi072

*family characteristics*

<b>gfc1</b>	We really get along well together	g084
<b>gfc2</b>	In our family we are very open about our	g084
<b>gfc3</b>	We always quickly come to an agreement	g084
<b>gfc4</b>	We try to avoid interfering in each	g084
<b>gfc5</b>	We are all rather solitary beings	g084
<b>gfc6</b>	We can work together well	g084
<b>ghfc7</b>	We are cautious what we tell each other	gh084
<b>ghfc8</b>	When we criticize each other, we always	gh084
<b>ghfc9</b>	We are strongly attached to each other	gh084
<b>ghfc10</b>	We surprise each other regularly with	gh084
<b>ghfc11</b>	We criticize each other if necessary	gh084
<b>ghfc12</b>	We regularly have minor quarrels in our	gh084
<b>ghfc13</b>	In our family it is considered a matter	gh084
<b>ghfc14</b>	We go through considerable efforts to	gh084
<b>ghfc15</b>	At times we hug or kiss each other spont	gh084
<b>ghfc16</b>	When we disapprove of a family member	gh084
<b>ghfc17</b>	During a family gathering we have to be	gh084
<b>gfc18</b>	In our family it is easy to make plans	g084
<b>gfc19</b>	We like to tease and play around	g084
<b>gfc20</b>	You can count on us to meet agreements	g084
<b>ghfc21</b>	There is always a relaxed atmosphere whe	gh084
<b>gfc22</b>	Anything that has to be done always work	g084
<b>gfc23</b>	We are very concerned about each other	g084



*response, respondent identification*

<b>gequalg</b>	equal to respondent in Network Study (LSNg)	g008
<b>gequala</b>	equal to respondent in Main Survey (LSNa)	g008
<b>ghianchor</b>	anchor returned	ghi055
<b>ghinwcoop</b>	cooperation Network Study (network level)	ghi055
<b>ghipctdat</b>	response rate within networks (% data / #relationships)	ghi055
<b>ghirespons</b>	response mailed questionnaire (level of the network members)	ghi008
<b>ghirpdat</b>	date of response	ghi008
<b>ghisent</b>	questionnaire sent	ghi002
<b>ghis1dat</b>	Q sent <yymmdd>	ghi008
<b>ghis2dat</b>	first reminder sent <yymmdd>	ghi008
<b>ghis3dat</b>	second reminder sent <yymmdd>	ghi008
<b>ghisizeq</b>	# questionnaires sent	ghi055
<b>ghisizer</b>	# questionnaires returned	ghi055

## List of files

<i>File</i>	<i>Size</i>	<i>Date</i>	<i>Time</i>	<i>File</i>	<i>Size</i>	<i>Date</i>	<i>Time</i>
LSNg002.SYS	157024	961129	13:54	LSNi002.SYS	160000	961129	13:54
LSNg008.SYS	322624	961202	13:55	LSNi008.SYS	191328	961202	13:55
LSNg010.SYS	146472	951208	09:46	LSNi010.SYS	69992	950825	10:51
LSNg030.SYS	101720	950113	15:54	LSNi030.SYS	69144	950825	10:52
LSNg048.SYS	805336	950426	18:21	LSNi048.SYS	562464	951005	15:26
LSNg051.SYS	638936	951205	12:19	LSNi051.SYS	369824	951205	13:43
LSNg055.SYS	137160	951208	09:46	LSNi055.SYS	24256	951012	13:48
LSNg072.SYS	122024	941221	14:14	LSNi072.SYS	87656	950825	10:51
LSNg073.SYS	123064	950113	15:54	LSNi073.SYS	77496	950825	10:52
LSNg075.SYS	116760	950113	15:55	LSNi075.SYS	69176	950825	10:52
LSNg083.SYS	137848	941221	13:42	LSNi095.SYS	484320	951005	14:59
LSNg084.SYS	88072	941221	13:43	LSNi230.SYS	58824	950825	10:52
LSNg095.SYS	340952	950222	15:25	LSNi251.SYS	247040	950825	11:16
LSNg230.SYS	91472	950920	16:55	LSNi273.SYS	57888	950825	10:53
LSNg251.SYS	417944	951205	11:37	LSNi275.SYS	62928	950825	10:52
LSNg273.SYS	92392	950512	14:09				
LSNg275.SYS	100208	950510	10:25				
LSNh002.SYS	157648	961129	13:54				
LSNh008.SYS	236296	961202	13:55				
LSNh010.SYS	86656	950113	15:55				
LSNh030.SYS	83304	950113	15:55				
LSNh048.SYS	969792	950223	10:07				
LSNh051.SYS	466080	951205	13:39				
LSNh055.SYS	26440	951012	13:54				
LSNh072.SYS	104008	950224	16:43				
LSNh075.SYS	83144	950113	15:55				
LSNh084.SYS	46696	941223	14:55				
LSNh095.SYS	279240	950222	16:45				
LSNh230.SYS	70936	950113	15:55				
LSNh251.SYS	317000	950317	13:03				
LSNh275.SYS	74848	950510	10:32				

## References

- Akkerman, A.E. (1974). *De 5-persoonlijkheidsfactorentest: Constructie en poging tot validatie* [The 5-personality factor test: Construction and validation attempt]. Department of Psychology, University of Amsterdam.
- Andrews, F.M., & Withey, S.B. (1976). *Social indicators of well-being. American's perceptions of life quality*. New York: Plenum.
- Antonucci, T.C., & Israel, B.A. (1986). Veridicality of social support: A comparison of principal and network members' responses. *Journal of Consulting and Clinical Psychology*, 54, 432-437.
- Berkel-Van Schaik, A.B. van, & Tax, B. (1990). *Naar een standaard operationalisatie van sociaal-economische status voor epidemiologisch en sociaal-medisch onderzoek* [To a standard operationalization of socio-economic status for epidemiologic and social-medical research]. Den Haag, DOP.
- Bethlehem, J.G. & Kersten, H.M.P. (1986). *Werken met nonrespons* [Working with non-response]. Doctoral dissertation, University of Amsterdam.
- Borgatti, S.P., Everett, M.G., & Freeman, L.C. (1992). *UCINET IV version 1.00*. Columbia: Analytic Technologies.
- Brinkman, W. (1977). *Een assertiviteitschaal II* [An assertivity scale II]. Psychologisch Laboratorium, Universiteit van Amsterdam.
- Broese van Groenou, M.I. (1995). The proximate network. In C.P.M. Knipscheer, J. de Jong Gierveld, T.G. van Tilburg & P.A. Dykstra (Eds.), *Living arrangements and social networks of older adults* (pp. 115-130). Amsterdam: VU University Press.
- Broese van Groenou, M.I., Tilburg, T.G. van, Leeuw, E.D. de, & Liefbroer, A.C. (1995). Data collection. In C.P.M. Knipscheer, J. de Jong Gierveld, T.G. van Tilburg & P.A. Dykstra (Eds.), *Living arrangements and social networks of older adults* (pp. 185-197). Amsterdam: VU University Press.
- Cantril, H. (1965). *The pattern of human concerns*. New Brunswick: Rutgers University Press.
- Clark, M.S., Ouellette, R., Powell, M.C., & Milberg, S. (1987). Recipient's mood, relationship type, and helping. *Journal of Personality and Social Psychology*, 53, 94-103.
- Cochran, M., Lerner, M., Riley, D., Gunnarson, L., & Henderson, C.R. (1990). *Extending families: The social networks of parents and their children*. Cambridge: Cambridge University Press.
- Deeg, D.J.H., Knipscheer, C.P.M. & Tilburg, W. van. (Eds.). (1993). *Autonomy and well-being in the aging population: Concepts and design of the Longitudinal Aging Study Amsterdam*. Bunnik, Netherlands Institute of Gerontology.
- Deeg, D.J.H., & Westendorp - de Serière, M. (Eds.). (1994). *Autonomy and well-being in the aging population I: Report from the Longitudinal Aging Study Amsterdam 1992-1993*. Amsterdam: VU University Press.
- Dulk, C.J. den, Stadt, H. van de, & Vliegen, J.M. (1992). Een nieuwe maatstaf voor stedelijkheid: De omgevingsadressendichtheid [A new measure of urbanization: The address density of the area]. *Maandstatistiek van de Bevolking*, 40, juli.
- Dykstra, P.A. (1995). Network composition. In C.P.M. Knipscheer, J. de Jong Gierveld, T.G. van Tilburg & P.A. Dykstra (Eds.), *Living arrangements and social networks of older adults* (pp. 97-114). Amsterdam: VU University Press.
- Dykstra, P.A. (1995). Age differences in social participation: The importance of restrictions. In C.P.M. Knipscheer, J. de Jong Gierveld, T.G. van Tilburg & P.A. Dykstra (Eds.), *Living arrangements and social networks of older adults* (pp. 59-82). Amsterdam: VU University Press.

- Dykstra, P.A., & Knipscheer, C.P.M. (1995). The availability and intergenerational structure of family relationships. In C.P.M. Knipscheer, J. de Jong Gierveld, T.G. van Tilburg & P.A. Dykstra (Eds.), *Living arrangements and social networks of older adults* (pp. 37-58). Amsterdam: VU University Press.
- Folstein, M.F., Folstein, S.E., & McHugh, P.R. (1975). Mini-mental state: A practical instrument for grading the cognitive status of patients for the clinician. *Journal of Psychiatric Research*, 12, 189-198.
- Goldthorpe, J.H., & Hope, K. (1974). *The social gradings of occupations*. Oxford: Oxford University Press.
- Goyder, J. (1987). *The silent majority: Nonrespondents on sample surveys*. Cambridge: Polity Press.
- Groves, R.M. (1989). *Survey errors and survey costs*. New York: Wiley.
- Heer, W. de. (1992). *International survey on non-response*. Netherlands Central Bureau of Statistics.
- Herzog, A.R., & Rodgers, W.L. (1988). Age and response rates to interview sample surveys. *Journal of Gerontology: Social Sciences*, 43, S200-205.
- Herzog, A.R., & Rodgers, W.L. (1989). *The use of survey methods in research on older Americans*. University of Michigan, Institute for Social Research.
- Hoinville, G. (1983). Carrying out surveys among the elderly. *Journal of the Market Research Society*, 25, 223-227.
- Jong Gierveld, J. de, & Kamphuis, F.H. (1985). The development of a Rasch-type Loneliness scale. *Applied Psychological Measurement*, 9, 289-299.
- Jong Gierveld, J. de, & Tilburg, T.G. van. (1990). *Manual of the loneliness scale*. Vrije Universiteit Amsterdam, Dept. of Social Research Methodology.
- Jong Gierveld, J. de, & Tilburg, T.G. van. (1991). Kwaliteitsbepaling van meetinstrumenten via triangulatie [Assessment of the quality of measuring instruments via triangulation]. In P.G. Swanborn, J. de Jong Gierveld, T.G. van Tilburg, A.E. Bronner & G.W. Meijnen, *Aspecten van onderzoek: Theorie, variabelen en praktijk* (pp. 29-64). Rijksuniversiteit Utrecht, Vakgroepen Planning, Organisatie & Beleid en Empirisch Theoretische Sociologie.
- Jong Gierveld, J. de, & Tilburg, T.G. van. (1992). Triangulatie in operationaliseringsmethoden [Triangulation in methods of operationalization]. In G.J.N. Bruinsma en M.A. Zwanenburg (Red.), *Methodologie voor bestuurskundigen: Stromingen en methoden* (pp. 273-298). Muiderberg: Coutinho.
- Jong Gierveld, J. de, & Tilburg, T.G. van (1995). Social relationships, integration, and loneliness. In C.P.M. Knipscheer, J. de Jong Gierveld, T.G. van Tilburg & P.A. Dykstra (Eds.), *Living arrangements and social networks of older adults* (pp. 155-172). Amsterdam: VU University Press.
- Knipscheer, C.P.M., Jong Gierveld, J. de, Tilburg, T.G. van, & Dykstra, P.A. (1990). *Living arrangements and social networks of older adults: Research program proposal*. Vrije Universiteit, Amsterdam.
- Knipscheer, C.P.M., Jong Gierveld, J. de, Tilburg, T.G. van, & Dykstra, P.A. (1995). *Living arrangements and social networks of older adults*. Amsterdam: VU University Press.
- Liefbroer, A.C., & Jong Gierveld, J. de (1995). Living arrangements, socio-economic resources, and health. In C.P.M. Knipscheer, J. de Jong Gierveld, T.G. van Tilburg & P.A. Dykstra (Eds.), *Living arrangements and social networks of older adults* (pp. 15-36). Amsterdam: VU University Press.
- Louwen, F. (1992). Nonresponse: Bereidwillig maar niet bereikbaar of bereikbaar maar niet bereidwillig [Non-response: Willing but unreachable or reachable but unwilling]. *Onderzoek*, 6/7, 5-9.

- Mokken, R.J. (1971). *A theory and procedure of scaling: With applications in political research*. Den Haag: Mouton.
- Molenaar, I.W., Debets, P., Sijtsma, K. & Hemker, B.T. (1994). *MSP: A program for Mokken scale analysis for polychotomous items (version 3.0)*. Groningen: iec ProGAMMA.
- Netherlands Central Bureau of Statistics (1990a). *Leeftijdsopbouw per gemeente op 1 januari 1990* [Age distribution for each municipality on January 1, 1990].
- Netherlands Central Bureau of Statistics (1990b). *Leeftijdsopbouw per gemeentegroep naar urbanisatiegraad op 1 januari 1990* [Age distribution for each group in the municipality according to degree of urbanization on January 1, 1990].
- Netherlands Central Bureau of Statistics (1990c). Overlevingstafels voor mannen en vrouwen naar leeftijd, 1985-1989 [Survival tables for men and women according to age, 1985-1989]. *Maandstatistiek voor de Bevolking*, 90/9, 50-51.
- Netherlands Central Bureau of Statistics (1992a). Leeftijdsopbouw per gemeente naar burgerlijke staat en geslacht [Age distribution for each municipality according to marital status and sex]. *Electronic information*.
- Netherlands Central Bureau of Statistics (1992b). *Maandstatistiek voor de Bevolking*, 10.
- Netherlands Central Bureau of Statistics (1993). *Personele inkomensverdeling 1989: Regionale gegevens deel 1 en deel 2* [Individual income distribution 1989: Regional figures part 1 and part 2]. Centraal Bureau voor de Statistiek, Heerlen.
- Osgood, C., Succi, G., & Tannenbaum, P. (1957). *The measurement of meaning*. Urbana: University of Illinois Press.
- Pfennig, A., Pfennig, U., & Mohler, P.P. (1991). Zur Realibilität von egozentrierten Netzwerken in Massenumfragen [Reliability of ego centered networks in surveys]. *ZUMA Nachrichten*, 15, 92-93.
- Pijper, W.M. de, & Saris, W.E. (1986). *The formulation of interviews using the program INTERV*. Sociometric Research Foundation, Amsterdam.
- Russell, D., Peplau, L.A., & Cutrona, C.E. (1980). The revised UCLA loneliness scale. *Journal of Personality and Social Psychology*, 39, 471-480.
- Schenk, M., Mohler, P.P., & Pfennig, U. (1992). Egozentrierte Netzwerke in der Forschungspraxis: Ausschöpfungsquoten und Validität soziodemographischer Variablen [Ego centered networks in research practice]. *ZUMA Nachrichten*, 16, 87-120.
- Sixma, H. & Ultee, W.C. (1983). Een beroepsprestigeschaal voor Nederland in de jaren tachtig [An occupational prestige scale for the Netherlands in the eighties]. *Mens en Maatschappij*, 58, 360-382.
- Tilburg, T.G. van. (1988). *Verkregen en gewenste ondersteuning in het licht van eenzaamheidservaringen* [Obtained and desired social support in association with loneliness]. Dissertatie, Vrije Universiteit Amsterdam.
- Tilburg, T.G. van. (1990). The size of the supportive network in association with the degree of loneliness. In C.P.M. Knipscheer & T.C. Antonucci (Eds.), *Social network research: Substantive issues and methodological questions* (pp. 137-150). Lisse: Swets & Zeitlinger.
- Tilburg, T.G. van. (1992a). Question sequence effects in the measurement of reciprocity. *Quality and Quantity*, 26, 395-408.
- Tilburg, T.G. van. (1992b). De operationalisering van wederkerigheid in het ondersteunend relatiernetwerk: Vergelijking van instrumenten [The operationalization of reciprocity within the supportive network: Comparison of instruments]. In W. Jansen & G.L.H. van den Wittenboer (Eds.), *Sociale netwerken en hun invloed* (pp. 72-89). Meppel: Boom.
- Tilburg, T.G. van. (1995). Delineation of the social network and differences in network size. In C.P.M. Knipscheer, J. de Jong Gierveld, T.G. van Tilburg & P.A. Dykstra (Eds.), *Living*

- arrangements and social networks of older adults* (pp. 83-96). Amsterdam: VU University Press.
- Tilburg, T.G. van, & Dykstra, P.A. (1995). Geografische spreiding van het sociale netwerk van ouderen. *Rooilijn, Tijdschrift voor wetenschap en beleid in de ruimtelijke ordening*, 28, 140-146.
- Tilburg, T.G. van, Broese van Groenou, M.I., & Thomése, G.C.F. (1995). Flow of support. In C.P.M. Knipscheer, J. de Jong Gierveld, T.G. van Tilburg & P.A. Dykstra (Eds.), *Living arrangements and social networks of older adults* (pp. 131-154). Amsterdam: VU University Press.
- Winshop, C., & Radbill, L. (1994). Sampling weights and regression analysis. *Sociological Methods & Research*, 23, 230-257.
- Wolf, C. (1993). Egozentrierte Netzwerke: Datenorganisation und Datenanalyse [Ego centered networks: Data organisation and data analysis]. *ZA-Information*, 32, 72-94.