



Politecnico di Torino

Porto Institutional Repository

[Proceeding] Looking for the minimum efficiency of fibrous air filters during their service life

Original Citation:

Tronville P., Rivers R. (2012). *Looking for the minimum efficiency of fibrous air filters during their service life*. In: 11th World Filtration Congress and Exhibition, Graz, Austria, 16-20 April 2012. pp. 1-8

Availability:

This version is available at : <http://porto.polito.it/2506467/> since: April 2013

Publisher:

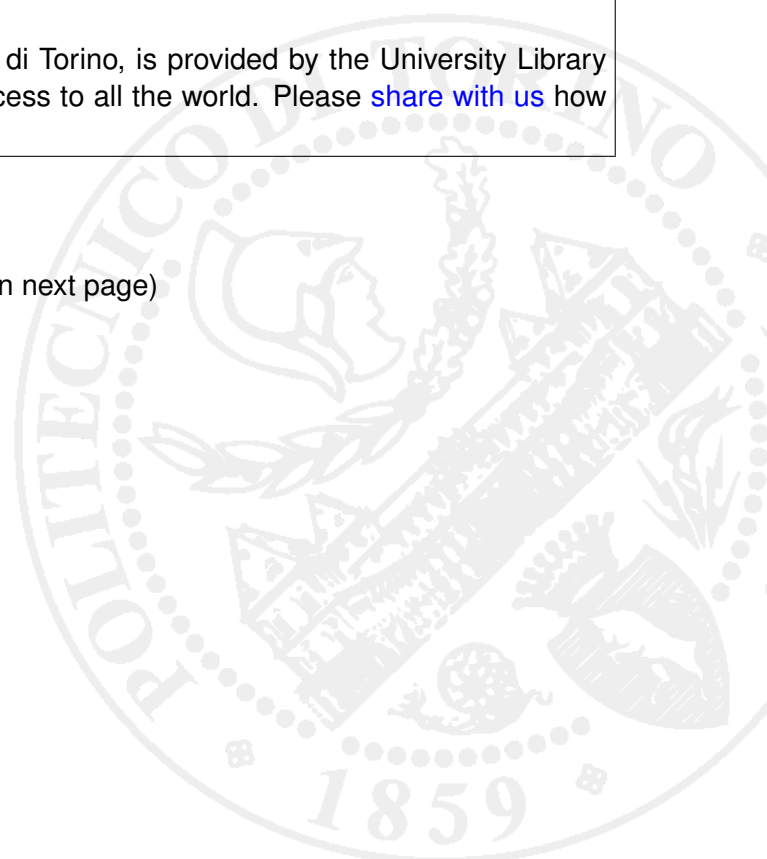
Filtech Exhibitions Germany

Terms of use:

This article is made available under terms and conditions applicable to Open Access Policy Article ("Public - All rights reserved") , as described at http://porto.polito.it/terms_and_conditions.html

Porto, the institutional repository of the Politecnico di Torino, is provided by the University Library and the IT-Services. The aim is to enable open access to all the world. Please [share with us](#) how this access benefits you. Your story matters.

(Article begins on next page)




11th World Filtration Congress & Exhibition

hosted by

The Austrian Chemical Society GÖCH

April 16 - 20, 2012 – Graz – Austria



Abstract Book



WFC11

11th World Filtration Congress

Abstract Book

CONTENT VOLUME I

Scientific Committee	4
Page Indicator & Session Chairmen	5
Plenary Lecture	10
Keynote Lectures	11
Papers G-Sessions	15
Papers L-Sessions	99
Papers M-Sessions	174
Keyword List (Page Indicator)	327

Conference Dates:

April 16 – 20, 2012

Venue:

Messe Congress Graz · Messeplatz 1 · 8010 Graz · Austria

hosted by

GÖCH – Austrian Chemical Society

www.goech.at

WFC11 Congress Organizing Secretariat:

Filtech Exhibitions Germany
PO Box 1225 · 40637 Meerbusch – Germany
phone: +49 (0) 2132 93 57 60
fax: +49 (0) 2132 93 57 62
e-mail: Info@wfc11.at
web: www.wfc11.at

Abstract Book
USB-Stick

ISBN 978-3-941655-04-1
ISBN 978-3-941655-05-8

SCIENTIFIC COMMITTEE CHAIRMEN

■ Prof. Wilhelm Höflinger

Vienna University of Technology, Austria

■ Prof. Gerd Mauschitz

 Vienna University of Technology, Austria

SCIENTIFIC COMMITTEE

- Dr. Harald Anlauf, Karlsruhe Institute of Technology, Germany
- Prof. Jan Baeyens, University of Warwick, Great Britain
- Dr. Roger BenAim, Scientific Advisor IFTS, France
- Prof. Rolf Berndt, RBFM Consulting, Germany
- Dr. Reinhard Bott, Bokela, Germany
- Dr. Roger de Bruyne, Belgium
- Prof. George Chase, University of Akron, USA
- Prof. Liang-Yin Chu, Sichuan University, P.R. China
- Prof. Ching-Jung Chuang, Chung Yuan University, Taiwan
- Prof. José Coury, Federal University of Sao Carlos, Brazil
- Prof. Enrico Drioli, University of Calabria, Italy
- Ulrich Esser, Bayer, Germany
- Prof. Anton Friedl, Vienna University of Technology, Austria
- Prof. Rolf Gimbel, IWW, Germany
- Prof. Nigel Graham, Imperial College London, Great Britain
- Prof. Michael Harasek, Vienna University of Technology, Austria
- Dr. Haio Harms, Lenzing, Austria
- Lloyd Holliday, Outotec, Great Britain
- Prof. Kuo-Jen Hwang, Tamkang University, Taiwan
- Prof. Eiji Iritani, Nagoya University, Japan
- Dr. Tadeusz Jaroszczyk, USA
- Prof. Chikao Kanaoka, National College of Technology, Japan
- Prof. Gerhard Kasper, Karlsruhe Institute of Technology, Germany
- Prof. Esko Kauppinen, VTT Processes, Finland
- Prof. Kristian Keiding, Aalborg University, Denmark
- Ir. Hermanes H. Kleizen, Dutchap bv, Netherlands
- Prof. Gernot Krammer, Andritz, Austria
- Dr. Thomas Langeloh, Bokela, Germany
- Prof. Markus Lehner, Montanuniversität Leoben, Austria
- Prof. Dietmar Lerche, L.U.M., Germany
- Prof. Wallace Leung, The Hong Kong Polytechnic University, P.R. China
- Prof. Andrew Livingston, Imperial College London, Great Britain
- Prof. Richard Lydon, Clear Edge Group, Great Britain
- Prof. Ingo Marini, Vienna University of Technology, Austria
- Prof. Petr Mikulasek, University of Pardubice, Czech Republic
- Prof. Karoly Molnar, Budapest University, Hungary
- Prof. Hermann Nirschl, Karlsruhe Institute of Technology, Germany
- Prof. Marianne Nyström, Lappeenranta University of Technology, Finland
- Dr. Dietmar Oechsle, EBG Innowa, Germany
- Dr. Thomas Peters, Consulting, Germany
- Dr. Christophe Peuchot, I.F.T.S., France
- Prof. Urs Peuker, Technical University of Freiberg, Germany
- Dr. Jaroslav Pridal, Mikropur, Czech Republic
- Dr. Graham Rideal, Whitehouse Scientific, Great Britain
- Prof. Siegfried Ripperger, Technical University of Kaiserslautern, Germany
- Prof. Wolfgang Samhaber, Johannes Kepler University Linz, Austria
- Prof. Peter Scales, University of Melbourne, Australia
- Prof. Hans-Joachim Schmid, University of Paderborn, Germany
- Prof. Eberhard Schmidt, University of Wuppertal, Germany
- Prof. Radmila Secerov Sokolovic, University of Novi Sad, Serbia
- Prof. Peter Stelter, Heinkel Process Technology, Germany
- Dr. Steve Tarleton, Loughborough University, Great Britain
- Prof. Hans Theliander, Chalmers University, Sweden
- Prof. Chi Tien, Syracuse University, USA
- Prof. Paolo Tronville, Politecnico di Torino, Italy
- Dr. Barry Verdegan, Cummins Filtration, USA
- Dr. Jean-Francois Vicard, Stratene, France
- Prof. Eugène Vorobiev, Technical University of Compiègne, France
- Dr. Matthias Waldenmaier, Freudenberg Filtration Technologies, Germany
- Prof. Stanislaw Wronski, Warsaw University of Technology, Poland
- Prof. Nanping Xu, Nanjing University, P.R. China
- Prof. Yang Zhao, Hefei General Machinery Research Institute, P.R. China

PAGE INDICATOR AND SESSION CHAIRMEN

TUESDAY, APRIL 17, 2012

	Time	Page
Plenary Lecture - Evolution in Separation – Technical development by mutation and selection Dr. Harald Anlauf, Karlsruhe Institute of Technology (KIT) - Germany	11:00-12:00 h	10
L1 - SLS-Fundamentals I Session Chair: Richard Wakeman	13:15-14:30 h	99
L2 - Filter Media I Session Chair: Richard P. Lydon	13:15-14:30 h	102
L3 - SLS Adsorptive Separations Session Chair: Gernot Krammer	13:15-14:30 h	105
M1 - Modelling Membrane Processes Session Chair: Kuo-Jen Hwang	13:15-14:30 h	174
M2 - Application of Membranes I Session Chair: Jaroslav Pridal	13:15-14:30 h	177
Key-Note 1 - Fine particle emissions from pulse-cleaned Filters · Prof. Gerhard Kasper, Karlsruhe Institute of Technology (KIT) - Germany, Session Chair: Eberhard Schmidt	13:15-14:30 h	11
L4 - SLS-Fundamentals II Session Chair: Stephen Tarleton	15:00-16:15 h	108
L5 - Water and Waste Water I Session Chair: Gernot Krammer	15:00-16:15 h	111
Key-Note 2 - Geomimetic membrane: A new route to develop novel inorganic membranes · Prof. Kuo-Lun Tung - Chung, Yuan University - Taiwan, Session Chair: Siegfried Ripperger	15:00-16:15 h	12
G1 - Gas Filtration Fundamentals I Session Chair: Gerhard Kasper	15:00-16:15 h	15
G2 - Nanoparticle & Depth Filtration I Session Chair: Leon Gradon	15:00-16:15 h	18
G3 - Cyclone I Session Chair: Steffen Schütz	15:00-16:15 h	21
L6 - SLS-Filter Testing I Session Chair: Kristian Keidiing	16:45-18:25 h	113
L7 - Centrifugal SLS Session Chair: Thomas Langeloh	16:45-18:25 h	117
M3 - New Membranes & Materials I Session Chair: Kuo-Jen Hwang	16:45-18:25 h	180
M4 - Crossflow Processes Session Chair: Siegfried Ripperger	16:45-18:25 h	184
G5 - Nanoparticle & Depth Filtration II Session Chair: MARKUS Lehner	16:45-18:25 h	24
G6 - Cyclone II Session Chair: Arunangshu Mukhopadhyay	16:45-18:00 h	28

WEDNESDAY, APRIL 18, 2012

	Time	Page
L8 - SLS-Fundamentals III Session Chair: Christian Keiding	09:00-10:15 h	121
L9 - Filtration Post-Treatment & Filter Aids Session Chair: Reinhard Bott	09:00-10:15 h	124
M5 - New Membranes & Materials II Session Chair: Wolfgang Samhaber	09:00-10:15 h	188
M6 - Water Treatment I Session Chair: Ching-Jung Chuang	09:00-10:15 h	191
G7 - Cleanable Dust Filtration I Session Chair: Eberhard Schmidt	09:00-10:15 h	31
G8 - Nanoparticle & Depth Filtration III Session Chair: Leon Gradon	09:00-10:15 h	34
G9 - Heating, Ventilating, Air Conditioning (HVAC) Session Chair: Markus Lehner	09:00-10:15 h	37
PL1 - Solid-Liquid Separation I Session Chair: Harald Anlauf	10:45-12:00 h Discussion at the Poster Area 12:00 –12:45	254
PL2 - Solid-Liquid Separation II Session Chair: Eugène Vorobiev	10:45-12:00 h Discussion at the Poster Area 12:00 –12:45	264
PM1 - Membrane Separation I Session Chair: Herrmann Nirschl	10:45-12:00 h Discussion at the Poster Area 12:00 –12:45	294
PM2 - Membrane Separation II Session Chair: Thomas Peters	10:45-12:00 h Discussion at the Poster Area 12:00 –12:45	301
PG1 - Solid Gas Separation I Session Chair: Markus Lehner	10:45-12:00 h Discussion at the Poster Area 12:00 –12:45	232
PG2 - Solid Gas Separation II Session Chair: Wallace Woon-Fon Leung	10:45-12:00 h Discussion at the Poster Area 12:00 –12:45	239
G10 - Cleanable Dust Filtration II Session Chair: Leon Gradon	10:45-12:00 h	40
Key-Note 3 - Separation challenges for the biotechnology: SMART is one answer · Dr. Kasten Keller - Solae/Dupont - USA, Session Chair: Richard Wakeman	14:00-15:15 h	13
M7 - New Membranes & Materials III Session Chair: Allan Kuo-Lun Tung	14:00-15:15 h	194
M8 - Water Treatment II Session Chair: Dietmar Oechsle	14:00-15:15 h	197
G11 - Cleanable Dust Filtration III Session Chair: Gerd Mauschitz	14:00-15:15 h	43
G12 - Mist Droplet Separation I Session Chair: Hans-Joachim Schmid	14:00-15:15 h	45
G13 - Filter Testing I Session Chair: Christophe Peuchot	14:00-15:15 h	48

WEDNESDAY, APRIL 18, 2012

	Time	Page
L10 - Vacuum & Pressure Filter I Session Chair: Ulrich Esser	15:45-17:25 h	127
L11 - Force Enhanced Solid Liquid Separation Session Chair: Eiji Iritani	15:45-17:25 h	131
M9 - New Membranes & Materials IV Session Chair: Dietmar Oechsle	15:45-17:25 h	200
M10 - Membrane Special Applications Session Chair: Michael Harasek	15:45-17:25 h	204
G14 - Electrostatic & Wet Separators Session Chair: Gerd Mauschitz	15:45-17:25 h	51
G15 - Mist Droplet Separation II Session Chair: Sunil Sharma	15:45-16:40 h	55
G16 - Filter Testing II Session Chair: Gerd Mauschitz	15:45-16:40 h	57

THURSDAY, APRIL 19, 2012

	Time	Page
L12 - Vacuum and Pressure Filter II Session Chair: Urs Peuker	09:00-10:15 h	135
L13 - Chemical Enhanced Solid Liquid Separation Session Chair: Christophe Peuchot	09:00-10:15 h	138
M11 - Membrane Fouling I Session Chair: Radmila Secerov Sokolovic	09:00-10:15 h	208
M12 - Membrane Bioreactor Session Chair: Liang-Yin Chu	09:00-10:15 h	211
G17 - Baghouse Filters I Session Chair: Sunil Sharma	09:00-10:15 h	59
G18 - Filter Media I Session Chair: Martin Lehmann	09:00-10:15 h	62
G19 - Filter Testing III Session Chair: Paolo Tronville	09:00-10:15 h	65
PL3 - Solid-Liquid Separation III Session Chair: Urs Peuker	10:45-12:00 h	272
PL4 - Solid-Liquid Separation IV Session Chair: Hermann Nirschl	10:45-12:00 h	282

THURSDAY, APRIL 19, 2012

	Time	Page
PM3 - Membrane Separation III Session Chair: Liang-Yin Chu	10:45-12:00 h	309
PM4 - Membrane Separation IV Session Chair: Michael Harasek	10:45-12:00 h	318
PG3 - Solid Gas Separation III Session Chair: Wilhelm Höflinger	10:45-12:00 h	246
G20 - Baghouse Filters II Session Chair: Hans-Joachim Schmid	10:45-12:00 h	68
G21 - Simulation of Filtration Processes I Session Chair: Martin Lehmann	10:45-12:00 h	71
L14 - Pretreatment Session Chair: Wallace Woon-Fon Leung	14:00-15:40 h	141
L15 - SLS Applications & New Processes Session Chair: Lloyd Holliday	14:00-15:40 h	145
L16 - SLS-Fundamentals IV Session Chair: Anthony Stickland	14:00-15:40 h	147
M13 - Dynamic Filtration Session Chair: Wolfgang Samhaber	14:00-15:40 h	213
M14 - Membrane Bioreactor & Water Treatment Session Chair: Eugène Vorobiev	14:00-15:40 h	216
Key-Note 4 - Modelling and simulation of filtration processes - a practitioner's overview , Dr. Andreas Wiegmann - Fraunhofer Institute for Industrial Mathematics ITWM, Germany Session Chair: Martin Lehmann	14:00-15:40 h	14
L17 - SLS Filter Testing II Session Chair: Eiji Iritani	16:10-17:50 h	151
L18 - SLS Filtration Applications II Session Chair: Hans Theliander	16:10-17:25 h	155
L19 - Filter Media II Session Chair: Wallace Woon-Fon Leung	16:10-17:50 h	158
M15 - Membrane Fouling II Session Chair: Rolf Berndt	16:10-17:50 h	219
G22 - Baghouse Filters III Session Chair: Arunangshu Mukhopadhyay	16:10-17:25 h	74
G23 - Filter Media II Session Chair: Siegfried Ripperger	16:10-17:50 h	77
G24 - Simulation of Filtration Processes II Session Chair: Michael Harasek	16:10-17:50 h	81

FRIDAY, APRIL 20, 2012

	Time	Page
L21 - SLS Filtration Applications II Session Chair: Rolf Berndt	09:00-10:15 h	162
M16 - Application of Membranes II Session Chair: Ching-Jung Chuang	09:00-10:15 h	223
M17 - Enhanced Membrane Separation Session Chair: Jaroslav Pridal	09:00-10:15 h	226
G25 - Emissions Control I Session Chair: Wilhelm Höflinger	09:00-10:15 h	85
G27 - Pleated Filter Media I Session Chair: Paolo Tronville	09:00-10:15 h	88
L22 - SLS Filter Testing III Session Chair: Christophe Peuchot	10:45-12:00 h	165
L23 - Simulation and Scale-Up Session Chair: Thomas Langeloh	10:45-12:00 h	168
L24 - Water & Waste Water II Session Chair: Wallace Woon-Fon Leung	10:45-12:00 h	171
M18 - Water Treatment III Session Chair: Tung-Wen Cheng	10:45-12:00 h	229
G28 - Emission Control II Session Chair: Sunil Sharma	10:45-12:00 h	91
G29 - Filter Media III Session Chair: Paolo Tronville	10:45-12:00 h	94
G30 - Pleated Filter Media II Session Chair: Gerd Mauschitz	10:45-12:00 h	97

LOOKING FOR THE MINIMUM EFFICIENCY OF FIBROUS AIR FILTERS DURING THEIR SERVICE LIFE

Paolo Tronville, Politecnico di Torino - DENERG, Corso Duca degli Abruzzi 24,
10129 Turin, Italy

Richard Rivers, EQS Inc., 1262 Bassett Avenue, Louisville, KY 40204, USA

ABSTRACT

Electret fibrous filter media achieve high efficiencies while maintaining low air flow resistance by incorporating electrostatic charges on their fibers. However, captured ultrafine particles reduce electrostatic effects. Existing test methods specify preconditioning to detect the minimum efficiency by eliminating electrostatic effects. ASHRAE 52.2 exposes media to nanoparticle KCl aerosols. ISO/TS21220 and EN779 immerse media in isopropyl alcohol (IPA). These approaches have some problems:

- Nanoparticle generation is fairly complicated and needs to be kept under control;
- The structure of some media may be changed by liquid immersion;
- Soaking full scale air filters requires large amounts of IPA.

A new procedure, exposure to IPA vapor, has been shown to be effective. We summarize these studies and ISO/TC142 activities related to them.

KEYWORDS

Air Filters, Air Filter Media, Conditioning Agents, Intake Filters, Nonwovens, Filter Media Testing

1. Introduction

It has been broadly demonstrated that the electrostatic forces added to polymer fibers by creating electrets in them will improve their particle capture abilities without increasing the pressure drop in filter media formed from these fibers. Some filter operating conditions, however, have been shown to reduce or remove the electrostatic properties of electret fibers, causing a temporary or continuing loss of media particle-capture efficiency. Filtration applications require knowledge of the minimum efficiency provided by a filter (worst-case performance), rather than average or best-case performance. If no minimum efficiency is required, the air filter could theoretically be eliminated with no harm for the specific application. For this reason, experimenters and standards-writing committees have sought media treatments which eliminate electrostatic effects from filter media, while leaving the aerodynamic and diffusional effects unchanged. The choice of an agent to do this in a repeatable, reliable manner for all forms of electrified fibers is not simple. Such treatment could be a forced degradation of some media and not others, and therefore should be applied to all media before performance tests. It should be applicable to full-scale filters as well as media samples.

2. Media Discharging / Neutralization Methods

2.1 Discharging Mechanisms

There is little agreement on what physical mechanisms are at work when the electrostatic effects associated with an electret fiber are suppressed, even for a specific treatment form. These five general mechanisms have been proposed:

- Neutralization by ions of opposite sign;
- Screening by a layer of partially or highly conductive particles or liquid film;
- Dissolution of fiber surface layer by a solvent;
- Chemical reactions with fiber surface layer;
- Ionic conduction by a liquid coating.

The explanation of mechanisms is further complicated by the fact that some treatments have improved, rather than degraded, particle-capture efficiency, and even reduced pressure drops. A particle loading, for example, can sequentially decrease efficiency, then increase it, then decrease it again, as various particle structures develop on the fiber surfaces.

It is possible that one or more of these mechanisms is at work in a given treatment. A large variety of treatments have been reported. Biermann (1982), for example, tried some of each of the above methods.

2.2 Discharge by Particulate Loading

Several studies making use of aerosols to eliminate electrostatic effects have been published. Included in these are: ambient natural aerosol; soot and other carbon forms; Diesel engine exhaust fumes; aerosols of stearic acid, "oil", Di-octyl Sebacate (DOS), Di-Octyl Phthalate (DOP), and KCl micro- and nano-particles. Of these, media preconditioning with Diesel engine exhaust fumes and KCl nano-particles have been included in test codes, presumably because they have been demonstrated to be effective on a range of electret media, and are reasonably practical to implement.

2.3 Discharge by Liquid Immersion

Studies of discharging by immersion of electret media in liquids, or "rinsing", have produced mixed results. Pure water seems to have little discharging capability, but water with ionic additives (NaCl and acids) and surfactants did decrease efficiency markedly. The organic solvents hexane, heptane, iso-octane, benzene, toluene, and a methylethyl ketone + acetone mixture have been tried. Immersion in liquid isopropyl alcohol (IPA) has been studied extensively, and adopted as a discharging method for the EN779 filter test standard. The results of these tests indicate that to be effective, the liquid must wet the fibers, and be ionic. It is unclear to what extent fiber rearrangement – clumping – might explain some of the reduction in efficiency from immersion and drying of the media samples. Some studies have examined the fiber surfaces after discharge by immersion, using scanning electron microscope images, and found no evidence of surface changes.

2.4 Discharge by Exposure to Vapors

The effects of high relative humidity, with condensation of pure water vapor on electret fibers, appear to be limited. Vapors of organic liquids are altogether different. Electret media exposed to methylethyl ketone + acetone, and ethylbenzene vapors had decreased efficiency, and isopropyl alcohol (IPA) vapor has been shown to eliminate electrical charges even more effectively than liquid IPA. Again, ionic

properties seem to be essential.

2.5 Discharging with Surfactants

As mentioned in section 2.3, surfactants can energize water to discharge electrets. Oddly, however, a mixture of surfactants with opposite polarities can be used to convert an uncharged polymer into an electret. The choice of a preconditioning agent must be made carefully to avoid unforeseen behavior.

3. Development of Test Procedures to Obtain Discharged Air Filters

During the last two decades committees writing air filtration test standards have struggled with how to standardize methods to obtain the mechanical efficiency of air filters independent of any electrostatic effects present. Since the beginning of the 1990s it was clear that the air filter efficiency improvement due to electrostatic forces on the charged fibers would in many cases drop off. The extent and rate of efficiency loss depends on many factors (particle size distribution and concentration, chemical composition of the particles caught on the fibers, system air flow rate, level of prefiltration, etc.). Some of these factors play a role still not completely clear and known. The properties of the filter media itself influence this behavior: the finer the fibers, the less significant the efficiency drop.

Ageing carried out during laboratory tests by clogging the filter with synthetic dust does not reflect at all the behavior of electrostatically charged (or other) filters during their actual service life. In fact efficiency during laboratory tests hardly ever decreases. Hence, the need to develop a specific procedure providing the minimum efficiency that a charged filter could reach during its actual operation. If and how to use the minimum efficiency value for classification purposes is beyond the scope of this paper.

The first official attempt of standardizing a procedure to measure the so-called "electrostatic enhancement factor" was made in 1996 by Working Group (WG) 1 of CEN/TC195 "Air filters for general air cleaning". The procedure developed by CEN/TC195 was published as Annex A of EN779:2002 "Particulate Air Filters for General Ventilation - Determination of the filtration performance". Annex A is normative, i.e. it shall always be carried out even if the measured efficiency after discharging is not taken into account in the classification system of EN779:2002. The 2011 version of EN779 does use this piece of information to set some minimum efficiency levels to be met by F7, F8 and F9 filter classes.

This part of the standard requires the user to obtain the completely discharged efficiency of the filter under test, or of a piece of filtering media making up the same filter. The suggested approach is to immerse a piece of filter media in isopropyl alcohol (IPA) for some time, after having measured its initial efficiency. The efficiency measurement must be repeated after 24 hours and the difference between the efficiency curves (with special attention to the 0.4 micrometer size) is assumed to be due to the complete inhibition of the electrostatic charge.

The description in EN779:2002 Annex A is rather loose because no specific procedure is prescribed: diesel fumes and detergents or surfactants in water are suggested along with IPA immersion. Moreover, any method which can provide the minimum efficiency is allowed. However, the standard does not define how to demonstrate that minimum efficiency has been reached. Laboratory experts know that by varying the air flow it is possible to determine whether the efficiency of the filter is still enhanced by electrostatic forces. However, subjective evaluation is not a

reliable means for providing measured data of fundamental relevance in choosing air filters and governing such an important market.

To narrow the choice of the discharging method a comparison of discharge methods was carried out in 2003-04 by nine European laboratories. Full-size glassfiber filters and polymer-electret filters were checked for clean resistance and efficiency on 0.4 μm diameter DEHS particles before distribution.

The nine sets of glassfiber filters had 89.6 Pa average resistance, std. dev. = 4.3 Pa, and 56.8% average efficiency with std. dev = 1.7%. For the electret filters, average resistance was 126.6 Pa with std.dev = 2.9 Pa, average efficiency 78.6% with std.dev = 3.2%. The results of these tests are listed in Tables 1-4. The tables list the particle capture efficiencies on 0.4 μm diameter DEHS particles with media sample face velocities of 0.13 m/s and full-size (610x610mm) filter flows of 3400m³/h.

Table 1 - Tests on Polymer Electret Media Samples

Treatment Lab	Surfactant		Isopropyl Alcohol Immersion	
	Untreated	Treated	Untreated	Treated
1	-	-	79	40
2	84	41	82	48
2	80	56	-	-
3	46*	43	48*	37
4	-	-	78	41
6	-	-	74	38
9	80	38	81	42

Table 2 - Tests on Polymer Electret Bag Filters

Treatment Lab	Diesel Fumes		Surfactant		Isopropyl Alcohol Immersion	
	Untreated	Treated	Untreated	Treated	Untreated	Treated
1	74	40	-	-	-	-
2	81	41	-	-	-	-
4	-	-	-	-	77	54
5	-	-	-	-	87	58
7	-	-	81	89	71	68
8	-	-	-	-	71	68

Table 3 - Tests on Glassfiber Media Samples

Treatment Lab	Surfactant		Isopropyl Alcohol Immersion	
	Untreated	Treated	Untreated	Treated
1	-	-	58	49
2	58	63	58	57
2	59	66	-	-
3	48*	60	53	46
4	-	-	62	55
6	-	-	54	45
9	64	63	53	59

Table 4 - Tests on Glassfiber Bag Filters

Treatment	Diesel Fumes		Surfactant		Isopropyl Alcohol Immersion	
	Untreated	Treated	Untreated	Treated	Untreated	Treated
1	59	49	-	-	-	-
2	64	58	-	-	-	-
4	-	-	-	-	57	52
5	-	-	-	-	69	67
7	58	53	60	55	-	-
8	-	-	-	-	58	55

These tests indicated that surfactants could not completely discharge some types of media.

The Diesel fumes approach could be successfully implemented, but it was not possible to standardize the Diesel engine completely. The discharging procedure dictated using exhaust fumes “fresh” enough to contain many very small and sticky particles before they could agglomerate. This was a somewhat imprecise definition.

On the basis of these results, WG3 of ISO/TC 142 “Cleaning Equipment for Air and Other Gases” later wrote ISO/TS 21220:2009 “Particulate air filters for general ventilation – Determination of filtration performance”, which permits only the IPA immersion method for discharging the filter medium.

At the same time in the USA the ASHRAE 52.2-1999 test method was being revised to include a preconditioning step of the air filter under test by exposing it to KCl nanoparticles. The procedure is described in Addendum b (2008) to ASHRAE Standard 52.2-2007 “Method of Testing General Ventilation Air-Cleaning Devices for Removal Efficiency by Particle Size”. This approach has the advantage of better mimicking what actually happens to a filter in a real installation. However, the method is fairly difficult to implement and expensive to carry out. In addition, the actual air filter efficiency may happen to be lower than the efficiency measured after treating the air filter using KCl nanoparticles, i.e. the method does not provide the mechanical efficiency of the filter media.

In this work we would like to emphasize the activity of ISO working groups because important new contributions are being made by the experts belonging to them. The most recent efforts in getting the discharged efficiency of a filter have been made by WG9 of ISO/TC142, which is devoted at developing standards for gas turbine air intake applications. WG9 faced two limitations of the IPA immersion approach:

- 1) the mechanical properties of some media could be affected and its efficiency lowered for reasons other than the inhibition of the electrostatic charge;
- 2) the discharge of a piece of filter media is less desirable than the discharge of a full filter; the correct media velocity is hard to reproduce, and there is no guarantee that the sample of media being discharged is truly representing the actual filter media used to manufacture the full filter.

In May 2010, during the committee review of ISO/CD 29461-1 “Air Intake Filter Systems for Rotary Machinery - Part 1: Test Methods and Classification for Static Filter Elements”, the Japanese delegation for the first time suggested using treatment by means of IPA vapors, i.e. without immersing the piece of media in liquid IPA. Some results presented by the Japanese commenters were shortly after confirmed by experiments in China, Italy and USA.

This new approach was welcomed by WG9 because it provided the chance to overcome the two problems stated above about IPA immersion. A report from Cai

(2010) describes the procedure and compares its discharging ability with the immersion procedure described in Annex A to EN779 2002, using samples of an electret medium, a polydisperse DOP aerosol, and total light-scattering photometry for efficiency evaluation. These results are given in Table 5.

Table 5 - Efficiencies With IPA Vapor Exposures, Electret Filter and DOP Polydisperse Aerosol

Initial IPA Vapor Exposure								Subsequent Liquid Immersion	
Time, h	0.0	0.5	1.1	2.2	4.3	16	24	25	40
Average E,%	87.6	19.8	19.0	19.6	18.2	18.8	18.8	42.5	40.7
Uncertainty,%	0.8	0.8	0.4	1.0	0.4	0.3	0.5	3.6	2.9
Initial Liquid IPA Exposure								Subsequent Vapor Exposure	
Time, h	0.0	0.8	1.2	2.2	4.3	16	24	25	40
Average E,%	88.9	54.3	53.6	52.6	52.2	50.2	50.3	18.2	20.0
Uncertainty,%	0.3	3.7	3.7	3.1	3.5	3.7	4.2	0.5	0.5

One effect which is very difficult to explain is that after IPA vapor exposure has reduced efficiency substantially, immersion in liquid IPA restores some of the electrostatic enhancement. The reverse effect is also observed; when immersion in liquid IPA has reduced efficiency (but less effectively than by vapor exposure), exposure to IPA vapor reduces efficiency to approximately the same level as is obtained by vapor exposure alone. (Table 5).

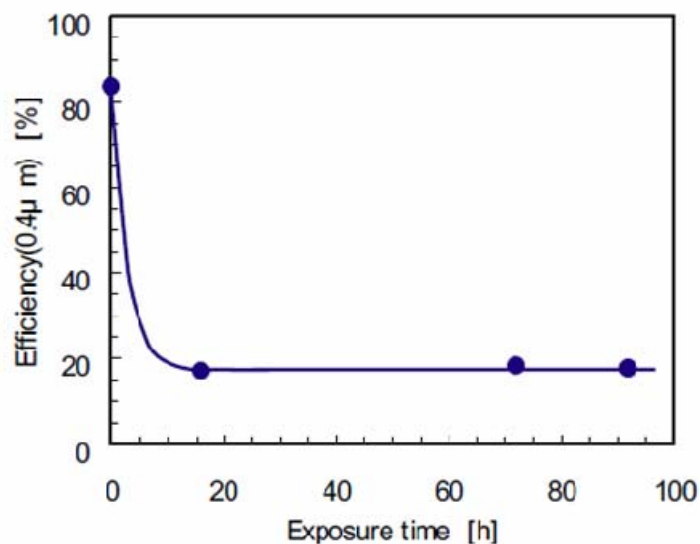


Figure 1 - Efficiency decay of electret fiber filter media from exposure to IPA vapor (Hayashi)

The Japanese report showed that exposure of electret media to IPA vapor caused a rapid reduction in efficiency for the first 5 hours, followed by a slower decline to a constant value at about 20 hours (Fig. 1). Thus one can expect complete discharge with a 1-day exposure, which is manageable as a test procedure.

The reports from Hayashi and Cai spurred WG9 of ISO/TC142 to organize tests

comparing IPA vapor treatment to liquid IPA immersion on samples of five media types.

Efficiency reductions (i.e. efficiency of the untreated media minus efficiency after treatment) on 0.4 μm diameter DEHS particles are listed in Table 6. Values in the table were read from bar charts in the report (Johansson, 2011). Each value represents an average of efficiency differences for four samples.

Table 6. Reduction in Efficiencies (%) from IPA Dipping and Vapor Exposure ISO/TC142/WG9 Interlaboratory Comparison

Medium	A Nom. Eff. = 50%		B Nom. Eff. = 46%		C Nom. Eff. = 77%		D Nom. Eff. = 62%		E Nom. Eff. = 86%	
	Dip	Vap	Dip	Vap	Dip	Vap	Dip	Vap	Dip	Vap
Treatment										
Lab 1	-	-	30	32	40	57	3	2	57	55
Lab 2	-3	-2	54*	36	32	51	9	3	44	47
Lab 3	-1	-2	49*	48*	60	65	14	-2	57	58
Lab 6	2	1	23	29	43	60	6	5	58	57
Lab 8	2	5	12	27	23	31	0	5	39	50
Lab 10	-13	0	28	31	43	42	3	0	50	52
Lab 11	2	1	27	34	38	58	3	0	58	59
Lab 12	0	1	31	37	43	51	5	3	52	53
Average	-1.4	0.1	32.0	34.4	40.6	51.8	5.5	2.3	52.1	53.9

Medium "A" was a pleatable glassfiber mat, "B" a pleatable polymer fiber mat, "C" a melt-blown polymer bag-filter medium, "D" a melt-blown glass bag-filter medium, and "E" a pleatable cellulosic mat.

Entries marked with (*) in Table 6 show reductions which are greater than the nominal efficiency of the samples. The explanation of this is shown in Table 7, which lists untreated media efficiencies read from charts similar to our Fig. 1. Measured initial efficiencies were sometimes substantially greater than nominal values.

Table 7. Initial Efficiencies of Media Samples Used in ISO/TC142/WG9 Interlaboratory Comparison

Medium	A Nom. Eff. = 50%		B Nom. Eff. = 46%		C Nom. Eff. = 77%		D Nom. Eff. = 62%		E Nom. Eff. = 86%	
	Dip	Vap	Dip	Vap	Dip	Vap	Dip	Vap	Dip	Vap
Treatment										
Lab 1	-	-	46	46	78	78	62	61	88	87
Lab 2	51	50	72	48	60	69	62	67	82	84
Lab 3	51	52	68	67	78	82	67	58	84	87
Lab 6	45	46	43	40	78	78	51	56	85	85
Lab 8	53	53	36	42	53	55	62	62	75	82
Lab 10	47	48	42	42	61	62	51	51	79	81
Lab 11	50	49	42	44	71	79	60	59	89	89
Lab 12:	55	55	42	43	75	73	58	60	86	86
Efficiency Variation	45	46	42	40	53	55	51	51	75	81
Range	-	-	-	-	-	-	-	-	-	-
	55	55	72	67	78	82	67	67	88	89

The ranges of untreated efficiencies on each sample set are at the bottom of the table. The actual measurement made is not efficiency, but penetration, (100%-E), which has even greater relative spreads in what should be equal values. Small samples of filter media are not uniform, and efficiency is not measured with the accuracy or repeatability we expect of temperatures, for example. Much of the error is probably due to the vagaries of the aerosol particle counters used.

The full scale filter approach looks possible but is still under study. One problem to be addressed is the stratification of IPA vapor that makes it difficult to perform an effective treatment on a filter placed in vertical position. Caution must be exercised also because the IPA vapors are an explosive mixture that, if ignited, could explode.

4. Conclusions

ISO/TC142 is a standards committee active in the filter testing area. It has recognized the need for a media test preconditioning method which can eliminate electrostatic effects in all filter media, while preserving media structure and leaving mechanical filtration and other media properties intact. The method should be practical for application to both flat media samples and full-scale filters. A method using a chamber which can expose a full-scale filter to vapors of isopropyl alcohol appears very promising, and is the subject of a current inter-laboratory study promoted by ISO TC 142, Working Group 9.

5. References

- Barrett L.W., Rousseau A.D., 1998. Aerosol loading performance of electret filter media. *Amer. Industrial Hygiene Assoc. J.* 59: 532-539.
- Biermann A., Lum B., Bergman W. 1982. Evaluation of permanently charged electrofibrous filters. In Proc. 17th DOE Nuclear Air Cleaning Conf. Vol 1: 523-547.
- Cai J., 2010. Comparison of the dipping and fumigation methods for the discharge of electret filtration media. Document ISO/TC142/WG9 N0087.
- Ginestet A., Pugnet D., 2005. NTV 2005/007 - Air filters used in general ventilation: EUROVENT 2004 Round Robin Test on the basis of EN 779 Annex A and long term test in real life – Final Report. CETIAT 69100 Villeurbanne, France
- Jasper W., Hinestroza J., Mohan A., Kim J., Shiels B., Gunay M., Thompson D., Barker R., 2005. Effect of xylene exposure on the performance of electret filter media. *J. Aerosol Sci.* 37: 903-911
- Johansson U. 2011. Evaluation of filter media treatment method using “IPA vapour” and “IPA dipping” methods. Document ISO/TC142/WG9 N0091
- Lehtimäki M., Heinonen K., 1994. Reliability of electret filters. *Building and Environment.* 29: 353-355.
- Raynor P., and S. Chae. 2004. The long-term performance of electrically charged filters in a ventilation system. *J. Occupat. and Environmental Hygiene* 1: 463- 471.
- Wang C.S., 2001. Electrostatic forces in fibrous filters. *Powder Tech.* 118: 166-170.
- Xiao, H.M., G.J.Chen and Y.P. Song. 2012. Penetration performance of melt-blown polypropylene electret nonwoven web against DEHS aerosols. *Advanced Materials Res.* 393-395: 1318-1321