



**UNIVERSITI PUTRA MALAYSIA**

***ADAPTIVE MANAGEMENT FRAMEWORK FOR GROWTH  
RESPONSE ANALYSIS OF TOMATO IN CONTROLLED  
ENVIRONMENT PLANT PRODUCTION SYSTEMS***

***RAMIN SHAMSHIRI***

**FK 2014 165**



**UPM**  
UNIVERSITI PUTRA MALAYSIA  
BERILMU BERBAKTI

**ADAPTIVE MANAGEMENT FRAMEWORK FOR GROWTH RESPONSE  
ANALYSIS OF TOMATO IN CONTROLLED ENVIRONMENT PLANT  
PRODUCTION SYSTEMS**

By

**RAMIN SHAMSHIRI**

**Thesis Submitted to the School of Graduate Studies, Universiti Putra Malaysia,  
in Fulfillment of the Requirements for the Degree of Doctor of Philosophy**

**November 2014**

## **COPYRIGHT**

All material contained within the thesis, including without limitation text, logos, icons, photographs and all other artwork, is copyright material of Universiti Putra Malaysia unless otherwise stated. Use may be made of any material contained within the thesis for non-commercial purposes from the copyright holder. Commercial use of material may only be made with the express, prior, written permission of Universiti Putra Malaysia.

Copyright © Universiti Putra Malaysia



## DEDICATION

*To my beloved ones, Esmat, Aziz and Dr. Katrin Shamshiri*

*And with reverence to Dr. M. Rajabi and Dr. Farhang Holakouee*

·  
·  
·

*Words would have been silent without you*

تقدیم به عزیزانم - مادرم عصمت - پدرم عزیز - و خواهرم دکتر کاترین شمشیری

همراه با قدردانی و احترام به دکتر م - رجیبی و دکتر فرهنگ هلاکویی

·  
·  
·

که اگر نبودند واژه ها میمردند

© COP

Abstract of thesis presented to the Senate of Universiti Putra Malaysia in fulfilment  
of the requirement for the degree of Doctor of Philosophy

**ADAPTIVE MANAGEMENT FRAMEWORK FOR GROWTH RESPONSE  
ANALYSIS OF TOMATO IN CONTROLLED ENVIRONMENT PLANT  
PRODUCTION SYSTEMS**

By

**RAMIN SHAMSHIRI**

**November 2014**

**Chairman : Proffessor. Wan Ishak Wan Ismail, PhD, Ir**  
**Faculty : Engineering**

High demands for quality agricultural products require practicing modern techniques of resource management in controlled environment plant production systems (CEPPS). The cost of growing inside closed-field is generally higher than producing in open-field; therefore a comprehensive understanding and analysis of environment responses (ER), plant requirements and growth responses (GR) are necessary to embrace uncertainties in such environments.

An adaptive management framework (AMF) was developed and used in this study for defining and determining foundation classes (climate control parameters) and objects (tomato crop at different growth stages and light condition) in a bio-production system like CEPPS. The flexible architecture of the framework with a self-tuning configuration database enables it to work with different culture classes and objects within which many specific scenarios may be modeled and analyzed. This design proposes a systematic approach for the immense environmental data analyzing tasks with the overall objective of providing knowledge-based information for achieving optimal climate condition. The framework adaptive database was built according to peer-reviewed published works that define probability of successful production of tomato (*Lycopersicon Esculentum*) as individual growth response functions (GRF) for air temperature and relative humidity (RH) at five growth stages (GS) and under three light conditions (night, sun, cloud). Background knowledge from scientific literatures was used with a numerical method approach in developing response functions for vapor pressure deficit (VPD). The framework was used in two separate case studies: (i) open-field, with total of 126 data collection days (from June to December, 2013) and (ii) closed-field (including three environments, denoted by A: OFE, B: PFCE, and C: PPCE) with 11 days of data collection. The output results were generated for one-day and multi-days based analysis, including preliminary statistics and inferences, dynamic visualization plots, environment responses (ER) to optimal parameter  $x$  (where  $x$  represents temperature, RH or VPD), growth responses (GR) analysis, optimization and reference selection, comparison factors, maximum guaranteed and actual growth response, performance curves, adaptability factors, light-condition based analysis and prediction models. A new term, digital growth response map, was introduced and demonstrated, providing time-specific information on environment performance.

For each case study, environment responses,  $ER(x)$ , at three references ( $GR=0$ ,  $GR=0.55$  and  $GR=1$ ) were calculated for all growth stages. Factorial design was used to determine variation in data due to different months and stages. Results of ER analysis indicated possible savings of energy up to 62% at growth stage=1, 17% at stage=2 and 30% at stage=3 to 5, in providing ideal climate condition for closed-field production of tomato. In addition, analysis of growth responses, showed that averaged probability of successful production, associated with temperature, RH and VPD (denoted by  $GR(T)$ ,  $GR(RH)$  and  $GR(VPD)$ ) were 0.71, 0.69 and 0.75 respectively. It was observed that in each month, minimum values of  $GR(T)$ , regardless of growth stage, occurred between 11:00am to 7:00pm. While this trend was significant for  $GR(RH)$  at stage=1, the minimum values of  $GR(RH)$  for stage=2 and stage=3-to-5 appeared from 2:00am to 6:00am. The results light-condition-based analysis showed that maximum temperature and VPD values occur at sun condition, with peak values between 11:00am to 4:00pm, when RH is at minimum, and the lowest VPD values belong to night hours. It was found that the averaged  $GR(x)$  based on light conditions depends on the growth stage. For example, in the open-field case study, at stage=1, averaged  $GR(T)$  in the entire 6 months was found to be the highest at night times compared with sun and cloud light conditions, while at stage=2 to 5, sun condition had the highest average value for  $GR(T)$ . The result of the second case study indicated significant difference between three environments in the peak-hours of energy requirement. It was observed that at temperature between 20°C to 30°C, RH between 80% and 100%, and VPD between 0.1kPa to 1.2kPa, all three environments are almost equally providing same growth condition for tomato, however, as temperature starts rising above 30°C, differences in the environments starts growing.

The proposed approach can be used to evaluate any environment for greenhouse production, and to provide required information for management decisions such as scheduling efficiencies, site-selection, cost evaluation, energy prediction and risk assessments associated with each task.

Abstrak tesis dibentangkan untuk Senat Universiti Putra Malaysia sebagai memenuhi keperluan untuk Ijazah Doktor Falsafah

**RANGKA KERJA PENGURUSAN ADAPTIVE UNTUK ANALISIS  
SAMBUTAN PERTUMBUHAN TOMATO DALAM PERSEKITARAN  
TERKAWAL LOJI SISTEM PENGELUARAN**

Oleh

**RAMIN SHAMSHIRI**

**November 2014**

**Pengerusi : Proffessor. Wan Ishak Wan Ismail, PhD, Ir**  
**Fakulti : Kejuruteraan**

Permintaan yang tinggi untuk produk pertanian yang berkualiti memerlukan pengamalan teknik moden bagi pengurusan sumber dalam sistem pengeluaran kilang persekitaran terkawal (CEPPS). Kos untuk membesar dalam ladang tertutup secara umumnya adalah lebih tinggi daripada ladang terbuka; oleh itu, pemahaman yang menyeluruh dan analisis faktor persekitaran (tindak balas alam sekitar atau ER) dan keperluan tumbuhan (tindak balas pertumbuhan atau GR) adalah penting untuk merangkumi ketidakpastian CEPPS, dengan objektif utama untuk mencapai hasil yang tinggi pada perbelanjaan yang rendah, untuk mengekalkan persekitaran yang kompetitif.

Rangka kerja pengurusan 'adaptive' (AMF) telah diperkenalkan dan digunakan dalam kajian ini untuk menerangkan dan menentukan kelas asas (parameter kawalan cuaca) dan objek (tanaman tomato pada peringkat pertumbuhan dan keadaan cahaya yang berbeza) dalam sistem bio-pengeluaran seperti CEPPS. Seni bina fleksibel rangka kerja dengan pangkalan data konfigurasi sendiri (DB) membolehkan ia bekerja dengan kelas-kelas yang berbeza budaya dan objek di mana banyak senario tertentu boleh dimodelkan dan dianalisis. Reka bentuk ini mencadangkan suatu pendekatan yang sistematik untuk tugas menganalisis data alam sekitar yang besar dengan objektif keseluruhan, untuk memberi maklumat berdasarkan pengetahuan, untuk mencapai keadaan iklim yang baik. 'Adaptive' DB dibina mengikut kerjakerja ulasan yang diterbitkan yang menentukan kebarangkalian dan kejayaan penghasilan tomato (*Lycopersicon esculentum*), sebagai fungsi tindak balas pertumbuhan individu (GRF) untuk suhu udara dan kelembapan relatif (RH) pada lima peringkat pertumbuhan (GS) dan di bawah tiga keadaan cahaya (malam, matahari, mendung). Fungsi-fungsi ini telah digunakan dalam membangunkan fungsi tindak balas defisit tekanan wap (VPD). Rangka kerja yang telah dilaksanakan dan model yang dicadangkan telah disahkan melalui dua kes kajian berbeza: satu dijalankan bagi ladang terbuka, dengan jumlah 126 hari (untuk kajian perbandingan antara 6 bulan dari Jun hingga Disember 2013) dan satu lagi untuk ladang tertutup (termasuk tiga persekitaran, ditandakan oleh A: OFE, B: PFCE, dan C: PPCE) dengan 11 hari dari pengumpulan data. Keputusan hasil keluaran telah dihasilkan untuk satu hari dan analisis berasaskan berbilang hari, termasuklah statistik awal dan kesimpulan, plot visualisasi dinamik, maklum balas alam sekitar (ER) untuk  $x$  optimum (di mana  $x$  mewakili suhu, RH atau VPD), analisis tindak balas



pertumbuhan (GR) untuk mencari kebarangkalian (Pr) untuk mencapai parameter optimum, simulasi interaksi antara tindak balas persekitaran dan tindak balas pertumbuhan (ER-GR) untuk pemilihan rujukan yang optimum dan pengelakkan rujukan kritikal, faktor perbandingan, maksimum terjamin dan pertumbuhan tindak balas sebenar, graf prestasi, faktor adaptasi, analisis dan ramalan model berasaskan keadaan cahaya. Satu istilah baru, peta tindak balas pertumbuhan (GRM), telah diperkenalkan dan didemonstrasikan oleh unjuran ortogon. Bagi setiap kes kajian, tindak balas alam sekitar untuk parameter ER(x), dirujukan pada tiga tahap tindak balas pertumbuhan (GR = 0, GR = 0.55 dan GR = 1) telah ditentukan pada setiap peringkat pertumbuhan. Reka bentuk faktorial digunakan untuk menentukan perubahan dalam data disebabkan perubahan bulan dan tahap. Keputusan analisis ER menunjukkan kemungkinan simpanan tenaga sehingga 62% pada peringkat pertumbuhan = 1, 17% pada tahap = 2 dan 30% pada peringkat = 3-5, dalam menyediakan keadaan iklim yang sesuai untuk pengeluaran tomato di persekitaran yang terkawal. Di samping itu, analisis sambutan pertumbuhan, GR(x), pada peringkat pertumbuhan yang berbeza menunjukkan bahawa kebarangkalian purata pengeluaran berjaya, yang berkaitan dengan suhu, RH dan VPD didapati 0.71, 0.69 dan 0.75 masing-masing. Ia juga diperhatikan bahawa pada hari-hari tertentu, purata Pr(T) ialah 0.65 pada setiap GS. Kebarangkalian ini untuk RH adalah 0.8 di peringkat satu, 0.67 pada peringkat 2 dan 0.72 pada peringkat 3-ke-5. Keputusan menunjukkan bahawa pada setiap bulan, nilai minimum Pr(T), tidak kira peringkat pertumbuhan, berlaku antara pukul 11 pagi dan 7 petang. Walaupun trend ini adalah penting bagi Pr(RH) pada peringkat = 1, nilai minimum Pr (RH) untuk peringkat = 2 dan peringkat = 3-ke-5 muncul diantara pukul 2 hingga 6 pagi. Keputusan hipotesis yang diuji untuk tomato menunjukkan bahawa GR kepada suhu, RH dan VPD mempunyai nilai min yang berbeza di bawah keadaan cahaya yang berbeza, serta menunjukkan bahawa suhu maksimum dan nilai-nilai VPD (bersamaan dengan RH minimum) berlaku pada keadaan matahari, dengan suhu dan VPD mempunyai nilai puncak mereka antara pukul 11 pagi sehingga 4 petang, apabila RH adalah minimum (nilai VPD terendah tergolong dalam jam malam). Ia didapati bahawa purata GR (x) berdasarkan keadaan cahaya bergantung kepada peringkat pertumbuhan. Sebagai contoh, dalam kajian kes di ladang terbuka, pada peringkat = 1, purata GR (T) di seluruh 6 bulan didapati lebih tinggi pada masa-masa malam berbanding dengan matahari dan keadaan mendung, manakala pada peringkat = 2 hingga 5, keadaan matahari mempunyai nilai purata tertinggi bagi GR(T). Hasil daripada kes kajian yang kedua menunjukkan perbezaan yang signifikan antara tiga persekitaran di puncak-jam bagi keperluan tenaga. Ia adalah diperhatikan bahawa pada suhu antara 20 °C hingga 30 °C, RH di antara 80% dan 100%, dan VPD antara 0.1kPa hingga 1.2kPa, ketiga-tiga persekitaran yang hampir sama menyediakan keadaan pertumbuhan yang sama bagi tomato, walaubagaimanapun, semakin suhu mula meningkat melebihi 30 °C, perbezaan dalam persekitaran mula berkembang. Dengan mengambil kira semua keputusan, pendekatan yang dicadangkan boleh digunakan untuk menilai mana-mana persekitaran untuk pengeluaran tomato, dan untuk menyediakan keputusan pengurusan seperti kecekapan penjadualan, mencari tempat-tempat yang paling sesuai di negara untuk pembinaan sistem CEPP, penilaian kos, ramalan puncak-jam khusus keperluan tenaga dan penilaian risiko yang berkaitan dengan setiap tugas.



## ACKNOWLEDGMENTS

First, and foremost, I thank my Lord for blessing me with peace, love and health. This dissertation would not have been possible without valuable advices and kind supports of many people. It represents not only my efforts as the author of the work, but the contribution of several individuals whose kindness will be remembered forever.

I would like to express warm thanks to my advisor Professor. Ir. Dr. Wan Ishak Wan Ismail for providing me the opportunity and guidance throughout this project. I thank him for his patience and guiding me in a professional manner with critical assessment and queries. Great thanks go to Professor. Ir. Dr. Desa bin Ahmad and Dr. Muhamad Saufi Mohd Kassim for their cooperation and supports. Each of their consultations and contribution has been significant in creating that quest for knowledge and pursuit of this research.

I would also like to acknowledge my former advisor, Associate Professor, Dr. Reza John Ehsani and my major course-work lecturers, Professor. Thomas Burks, Professor. John Schueller, Professor. Ray Bucklin, Professor. Warren Dixon and Professor. Anil Rao for their enthusiastic lectures, perceptiveness and insightful comments during my study.

I am also indebted to my friends and colleagues, Dr. Masoume Rajabi, Dr. Cecilia Amador, Dr. Saed Alizamir, Dr. Peter Ako Larbi, Solmaz and Shabnam, Mr. Bala, and many others for their acquaintance and companionship.

Last but not least, I would like to express my love and gratitude to my unique parents, Mrs. Esmat Latifi and Mr. Aziz Shamshiri, and my sister, Dr. Katrin Shamshiri, for their unconditional love and supports throughout these years.

*Ramin Shamshiri*

July, 2014

I certify that a Thesis Examination Committee has met on (November, 20<sup>th</sup>, 2014) to conduct the final examination of (Ramin Shamshiri) on his thesis entitled " Adaptive Management Framework for Growth Response Analysis of Tomato in Controlled Environment Plant Production Systems" in accordance with the Universities and University Colleges Act 1971 and the Constitution of the Universiti Putra Malaysia [P.U.(A) 106] 15 March 1998. The Committee recommends that the student be awarded the Doctor of Philosophy.

Members of the Thesis Examination Committee were as follows:

**Johari Endan, PhD, Ir**

Associate Professor  
Faculty of Engineering  
Universiti Putra Malaysia  
(Chairman)

**Rmfiel b. Janius, PhD, Ir**

Associate Professor  
Faculty of Engineering  
Universiti Putra Malaysia  
(Internal Examiner)

**Hasfalina bt. Che Man, PhD**

Associate Professor  
Faculty of Engineering  
Universiti Putra Malaysia  
(Internal Examiner)

**Ray A. Bucklin, PhD**

Professor  
College of Engineering, Department of Agricultural and Biological Engineering  
University of Florida  
USA  
(External Examiner)



---

**ZULKARNAIN ZAINAL, PhD**

Professor and Deputy Dean  
School of Graduate Studies  
Universiti Putra Malaysia

Date: 26 February 2015

This thesis was submitted to the Senate of Universiti Putra Malaysia and has been accepted as fulfilment of the requirement for the degree of Doctor of Philosophy. The members of the Supervisory Committee were as follows:

**Wan Ishak Wan Ismail, PhD**

Professor, Ir  
Faculty of Engineering  
Universiti Putra Malaysia  
(Chairman)

**Desa bin Ahmad, PhD**

Professor, Ir  
Faculty of Engineering  
Universiti Putra Malaysia  
(Member)

**Muhamad Saufi Mohd Kassim, PhD**

Senior Lecturer  
Faculty of Engineering  
Universiti Putra Malaysia  
(Member)

---

**BUJANG B. K. HUAT, PhD**

Professor and Dean  
School of Graduate Studies  
Universiti Putra Malaysia

Date:

## Declaration by Graduate Student

I hereby confirm that:

- this thesis is my original work;
- quotations, illustrations and citations have been duly referenced; this thesis has not been submitted previously or concurrently for any other degree at any other institutions;
- intellectual property from the thesis and copyright of thesis are fully-owned by Universiti Putra Malaysia, as according to the Universiti Putra Malaysia (Research) Rules 2012;
- written permission must be obtained from supervisor and the office of Deputy Vice-Chancellor (Research and Innovation) before thesis is published (in the form of written, printed or in electronic form) including books, journals, modules, proceedings, popular writings, seminar papers, manuscripts, posters, reports, lecture notes, learning modules or any other materials as stated in the Universiti Putra Malaysia (Research) Rules 2012;
- there is no plagiarism or data falsification/fabrication in the thesis, and scholarly integrity is upheld as according to the Universiti Putra Malaysia (Graduate Studies) Rules 2003 (Revision 2012-2013) and the Universiti Putra Malaysia (Research) Rules 2012. The thesis has undergone plagiarism detection software.

Signature: \_\_\_\_\_

DATE: JULY, 28<sup>th</sup>, 2014

Name and Matric No.: RAMIN SHAMSHIRI, GS331130

## Declaration by Members of Supervisory Committee


This is to confirm that:

- the research conducted and the writing of this thesis was under our supervision;
- supervision responsibilities as stated in the Universiti Putra Malaysia (Graduate Studies) Rules 2003 (Revision 2012-2013) are adhered to.

Signature: \_\_\_\_\_  
Name of  
Chairman of  
Supervisory  
Committee: \_\_\_\_\_

Signature: \_\_\_\_\_  
Name of  
Member of  
Supervisory  
Committee: \_\_\_\_\_

Signature: \_\_\_\_\_  
Name of  
Member of  
Supervisory  
Committee: \_\_\_\_\_



## TABLE OF CONTENTS

	Page
<b>ABSTRACT</b>	i
<b>ABSTRAK</b>	iii
<b>ACKNOWLEDGMENTS</b>	v
<b>APPROVAL</b>	vi
<b>DECLARATION</b>	viii
<b>LIST OF TABLES</b>	xii
<b>LIST OF FIGURES</b>	xii
<b>LIST OF ABBREVIATIONS</b>	xv
<b>LIST OF NOMENCLATURE</b>	xxiv
<b>CHAPTER</b>	
<b>1 INTRODUCTION</b>	1
1.1. Background	1
1.2. Problem Statement	3
1.3. Research Objectives	5
1.4. Research scope	5
1.5. Research contributions	6
<b>2 LITRATURE REVIEW</b>	8
2.1. Introduction	8
2.2. Review of controlled environment plant production systems (CEPPS)	9
2.2.1. Greenhouse types and covering materials	9
2.2.2. Controlled environment plant production in Malaysia	10
2.3. Influencing factors in CEPPS (Temperature, RH and VPD)	15
2.3.1. Temperature and RH	15
2.3.2. VPD	16
2.4. Environmental factors	17
2.5. Cultural factors	19
2.5.1. Production of tomato in Malaysia	19
2.5.2. Requirements of temperature and RH	20
2.5.3. Problems associated with high or low temperature, RH and VPD	24
2.5.4. Mathematical models for growth response functions	25
2.6. Environmental control methods	26
2.6.1. Passive methods	26
2.6.2. Active methods	28
2.7. Automation, control and data analysis frameworks	30
2.9. Summary	36
<b>3 MATERIALS AND METHODS</b>	37
3.1. Introduction	37
3.2. Framework architecture, analysis models and interfaces	37
3.2.1. Descriptions of GR models for temperature and RH	41
3.2.2. Description of growth response models for VPD	47
3.2.3. Description of environment response (ER) model	57
3.2.4. Description of optimization model	62
3.2.5. Light-condition based analysis algorithm	69
3.2.6. Prediction model	70

3.2.7.	Hardware interface and data collection	72
3.3.	Case studies	74
3.3.1.	Case study 1, Open-field experiment	74
3.3.2.	Case study 2: Closed-field experiment	75
<b>4</b>	<b>RESULTS AND DISCUSSION</b>	<b>77</b>
4.1.	Introduction	77
4.2.	Preliminary statistics and data analysis	77
4.2.1.	Open-field case study, preliminary results	77
4.2.2.	Closed-field case study, preliminary results	81
4.3.	Environment response analysis	92
4.3.1.	One-day report, real-time demonstration of ER(x)	92
4.3.2.	Multi-days report	97
4.4.	Results of growth response analysis	107
4.4.1.	One-day-report demonstration of GR(x)	107
4.4.2.	Multi-days report	110
4.4.3.	Determining peak-hours of cooling requirements	122
4.5.	Optimization results	125
4.5.1.	Descriptions of ER-GR curves	126
4.6.	Light condition based analysis	132
4.7.	Prediction results (for open-field and closed-field)	139
<b>5</b>	<b>CONCLUSION</b>	<b>144</b>
5.1.	Conclusion	144
5.2.	Future work	145
	<b>REFERENCES</b>	<b>147</b>
	<b>APPENDICES</b>	<b>167</b>
	<b>BIODATA OF STUDENT</b>	<b>366</b>
	<b>LIST OF PUBLICATIONS</b>	<b>367</b>



# CHAPTER 1

## INTRODUCTION

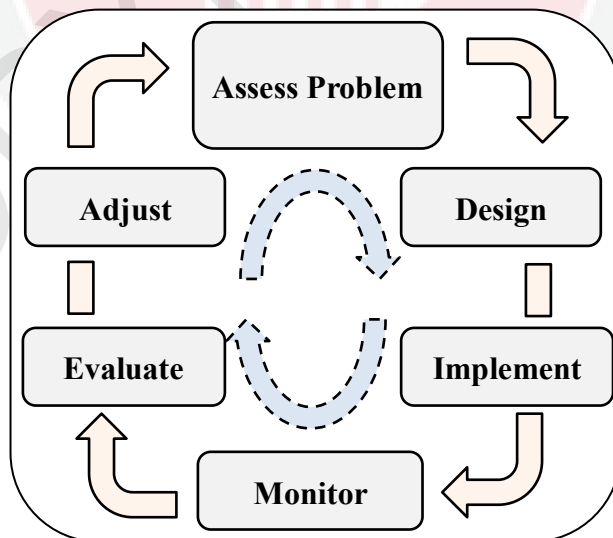
### 1.1. Background

The increasing world population has changed food production scenario over the last decades. Land area in 91 developing countries, which is not in use for crop production is 2.4 times greater than the area in use (FAO, 2012). Since the available land cannot be increased, controlled environment plant production systems (CEPPS) has been employed as a solution to make more efficient use of space in hands. High demands for quality agricultural product necessitates practicing various methods of modern technologies including automation and mechanization in different scopes of CEPPS. A modern commercial CEPPS is designed to provide high yields at low expenses, and to keep production competitive through automatic control of the environmental parameters, such as air temperature, relative humidity (RH), light level and Carbon Dioxide (CO<sub>2</sub>) concentration. This can be quite challenging due to the lack of information and the complexity of the dynamic system that is influenced by changes of internal and external factors (i.e., changes in external wind speed or temperature which affects the RH of inside environment). In contrast to cold arid climates, the main objective of CEPP in TL is not to provide a warm-humid atmosphere, but to protect crop against instabilities of external conditions, such as heavy seasonal rainfalls, typhoons, extreme solar radiation, high temperature, high relative humidity (RH), disease, insects and birds. Insufficient production of tomato in the scarce highlands of Malaysia requires additional development of horticulture facilities to move into lowlands. The crop cultivation in TL environments by using the enhanced agricultural machine has not reached the optimal crop production as crop is still subjected to various stresses such as heavy rainfall, insects and extreme solar radiation. The high temperature and ambient RH are major issues in providing ideal environmental condition. In addition, investigation of several plant production sites in TL Malaysia revealed that evaporative cooling in the form of misting, pad-and-fan, and swamp cooling are currently utilized in major commercial CEPPS in Malaysia. It was also observed that these systems have not reached their optimal potential due to inefficient methods of manipulating crop growth microenvironments.

Plant-based engineering have changed from basic structures to advanced controlled environments for optimizing the productivity of plants and human labor. This has been a big field of study for many years, however, much work has been done for colder climate conditions as oppose to hot climates. Recently, researchers and growers have become very interested in this line of research in subtropical and tropical conditions. New concepts for CEPPS has been introduced and developed in the works of Ting, (1999); Ting et al., (2002) and Ting, (2013). Modern controlled environment bio-production systems are required to exhibit integration of automation, biological culture requirements, and environmental control through the concept of phytomation and Automation-Culture-Environment oriented SYSTEMS

analysis (ACESYS) as defined by Ting et al., (2002) and Ting, (2013)). Although this is a quiet challenging task due to the lack of information and complexity of the dynamic system that is influenced by changes of internal and external factors, but the ability of management decisions to influence such system can embrace uncertainties through modeling and integrated learning approach. Several uncertainties with CEPPS includes climate variability and environment response (ER), inadequate knowledge or defective understanding of the system states and resources, and lack of information about plant-and-environment interactions and the relationships between biological and ecological system.

One of the main factors to be considered with CEPPS in tropical lowland (TL) environments is the sustainability of operations and supply chain by utilizing available resource management. Ting, (2013) states: “the purpose of object-oriented approach in CEPPS is to develop a set of foundation classes that can be used to effectively describe the components of closed plant production systems”. This requires comprehensive understanding of the interaction between crop’s growth response (GR) and environment characteristics. Peer-reviewed published literatures define tomato’s (*Lycopersicon Esculentum*) growth response as individual functions of air-temperature and relative humidity (RH) at five different growth stages (GS) and light conditions (sun, night, cloud). The convolution of several possible scenarios and combination of culture classes (climate control parameters) and objects (tomato crop at different GS) in this scheme necessitates computer-based analysis program within a systematic framework approach such as adaptive management (Figure 1). The flexibility of such framework depends on its database to work with different culture classes and objects by which many specific scenarios may be modeled and analyzed.



**Figure 1. Diagram of the adaptive management process**

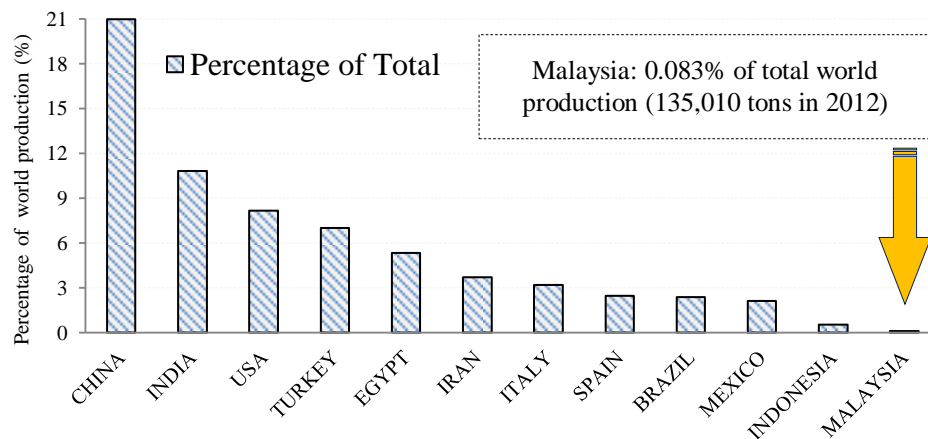
Adaptive management framework (AMF) concept is a suitable tool for defining and determining foundation classes and objects in bio-production systems like CEPPS. Diagram of AMF as explained by Williams et al. (2009) and Whicker et al. (2008) is

shown by Figure 1. The steps in the process are shown by rectangular, the arrows are the direction of the process, and the central spiral highlights the goal of arriving at a compromising decision based on a shared set of objectives developed through the iterative process. The principles of adaptive management (Figure 1) suggests using the best available knowledge to design and implement management plans, while establishing an institutional structure that enables learning from outcomes to adjust and improve future decision making (McLain and Lee, 1996). It carefully monitors the possible outcomes of the system to advance scientific understanding and help adjust policies or operations as part of an iterative learning process. This structured approach is an efficient method in developing decision support tools for systems design, management, and operation by recognizing the importance of natural variability in contributing to ecological resilience and productivity.

## 1.2. Problem Statement

Tomato has been grown successfully in the highlands of Malaysia but the production is insufficient to meet the large market. This necessitates additional development of horticulture facilities to move into lowlands, which has less favourable climate for greenhouse cultivation, due to the problems associated with high temperature and relative humidity and lack in appropriate control system and management strategy for the crop growing micro-environment. Investigation of several crop production sites in tropical lowlands (TL) of Malaysia revealed that CEPPS, mostly imported from Australia and the Netherlands, are operating on traditional controls with evaporative cooling systems (misting or high-pressure fog and pad-and-fan) and without proper modifications and adaptation for TL environments. It was found that greenhouse production in these regions has not reached its optimum potential, resulting average tomato yield of 80 tons/ha.

According to the United Nations Food and Agricultural Organization (FAO, 2012) reports, good commercial yield for open-field tomato is between 45 to 65 metric tons per hectare (tons/ha), and for greenhouse production is between 400 to 600 tons/ha. Total world production of tomato in 2012 has been 161,793,834 tons out of which Malaysia produced 135,010 metric tons resulting in 0.083% of the total (Figure 2), and world rank of 74 between 122 tomato producer countries (Indonesia, with the same climate condition, is producing 887,556 tons, about 6.5 times more than Malaysia, with the world rank of 22<sup>nd</sup>). In 2012, combined average field and greenhouse yields of tomato in Malaysia was reported 109 tons/ha, leading to 351.5% increase in production quantity and 275.8% in yields compared to 2009 statistics (FAO, 2012).



**Figure 2. Percentage of total world production of tomato in the top 10 countries, Malaysia (world rank 74) and Indonesia (world rank 22)**

While utilization of CEPPS technology under TL condition might seem redundant for conventional crops, there are still a number of complications that prevent a successful open-field production. These include extreme winds, seasonal storms and heavy rainfalls or even occasional water shortage, beside invasion of pests and diseases (Figure 3). In the other hand, major concern with CEPPS under TL condition is the crop stress due to the ambient high temperature, leading to confined air with high VPD that reduces plant evapotranspiration rate and cause production failure (Figure 4).



**Figure 3. Heavy seasonal rainfalls and drainage problem in TL Malaysia, a constraint for open-field production**





**Figure 4: Perished cabbage in a local greenhouse in TL Malaysia, an example of improper environmental control, resulting crop damage and production failure**

### **1.3. Research Objectives**

The overall objective of this research was to design and implement an adaptive management framework that provides comprehensive evaluation of different environments (open-field and closed-field) for production of tomato. Major specific objectives were as follow:

1. Design and development of the framework (Software and Hardware)
2. Monitoring open-field and closed-field environments in tropical lowland condition for preliminary statistical inferences
3. Development of Growth Response Functions for Vapor Pressure Deficit
4. Development of environment response model
5. Determining Probability of achieving successful production
6. Development of optimization toolbox

### **1.4. Research scope**

This research is about probabilities; optimization and responses associated with plant production environments. Profitability and investment returns of a modern CEPPS are tightly linked to site-selection, optimal control and risk assessment of management options. An adaptive management framework was designed, developed and introduced in this research to respond to the needs of modern CEPPS managers with an iterative processing tool that acknowledged complexity and uncertainty, and to help manager's difficulty in understanding the systems' dynamics and plant's responses. The concentration of the research is on tomato; however, the framework database can be modified to be used with different crops provided that their growth response functions are available. The two case studies (open-field and closed-field plant production environments) that were carried out are meant to demonstrate practical application of the framework and the proposed concepts for sample

environments in tropical lowlands conditions of Malaysia; however the application of this framework is not limited to specific environment or climate condition. The framework can be used as an independent tool to investigate growth response and environment responses for any plant production system. The concentration of analysis modules is on the effects of temperature, RH, vapor pressure deficit (VPD) and their interaction in different light condition. Other parameter affecting plant's life, including carbon dioxide (CO<sub>2</sub>), soil condition and PH level were not in the scope of this study. This research is not about thermodynamic analysis, instrumentation control, or plant physiology. The framework was implemented in MATLAB® programming language through coding of various main and sub-functions stored as `m-files`. It should be noted that the algorithms and codes can be easily modified for implementation in other computing languages which was not in the scope of this study.

### **1.5. Research contributions**

This study contributes to the knowledge-based information. It provides a systematic process of incorporating new and existing knowledge that can be used in developing management decisions for achieving optimum environment-and-growth response by CEPPS growers of tomato in TL Malaysia. The present AAF was designed to allow production managers to ask “what-if” type questions for further quantitative inclusion and avoid possible detriment of action. It also provides an in-depth rigorous analysis tool for decision making or decision procrastination when facing uncertainties. It can help for enhancing scheduling efficiency, and guiding investments through different simulated scenarios that are based on information analysis to support optimal restoration strategies. Some of the specific application includes (but not limited) the following:

- ✓ Integrated energy efficient strategies in closed-field production of tomato
- ✓ Conclude some unique and new information and knowledge that provides valuable insight to Malaysian growers and beyond
- ✓ Understanding limitations and balancing between input and output expectancies
- ✓ Improved technology and increasing returns
- ✓ Provide business attraction for local investments and workers by minimizing energy requirements and eliminating tedious tasks operations
- ✓ Increase production quality and quantity to satisfy market demand
- ✓ Technology adaptation by keeping balance between fixed and flexible automation for various crop production

The outcome of this research can contribute to other crop models that estimates plant responses to the environment, it can be used in task planning algorithms for hierarchical decomposition of climate management as described by Albright, (2001), in decision support systems with application for dynamic greenhouse climate control strategies (Körner and Straten, 2008), and in economic models of tomato for energy conservation (Short et al., 1980) and energy efficient greenhouse crop productions (Short et al., 2002).





## REFERENCES

- Abteu W., and A. Melesse, Evaporation and Evapotranspiration: Measurements and Estimations, DOI 10.1007/978-94-007-4737-1 5
- Adams, S.R., K.E. Cockshull, and C.R.J. Cave, 2001: Effect of temperature on the growth and development of tomato fruits. *Annals of Botany*, 88, 869-877.
- Ahmed M. Abdel-Ghany and Toyoki Kozai, 2006. On the determination of the overall heat transmission coefficient and soil heat flux for a fog cooled, naturally ventilated greenhouse: Analysis of radiation and convection heat transfer. *Energy Conversion and Management* 47:2612–2628
- Ajwang, P.O. and H.J. Tantau, 2005. Prediction of the effect of insect proof screens climate in naturally ventilated greenhouse in humid tropical climates. *Acta Horticulturae*, 691: 449-456.
- Albright, L.D. 2002. Controlling greenhouse environments. *Acta Horticulturae* 578, 47-54.
- Albright, L.D., R.S. Gates, K.G. Arvanitis, and A.E. Drysdale. 2001. Control strategies for plant shoot and root environments on earth and in space. *IEEE Control Systems: Agriculture and the Environment* 21(5):28-47.
- Allen, R.G., Pereira, L.S., Raes, D. & Smith, M. 1998. Crop evapotranspiration Guidelines for computing crop water requirements. FAO Irrigation and Drainage Paper 56. FAO, Rome, Italy.
- American Society of Heating, Refrigeration and Air Conditioning Engineers. 2010. ASHRAE applications. ASHRAE, New York. p. 22–14.
- Ameur, S., M. Laghrouche, A. Adane. 2001. Monitoring a greenhouse using a microcontroller-based meteorological data acquisition system. *Renewable Energy*. 24:19–30

- Anderson DB, 1936. Relative humidity or vapour pressure deficit. *Ecology* 17(2):277–282
- ANSI/ASABE Standards. EP406.4: Heating, Ventilating and Cooling Greenhouses; ASABE: St. Joseph, MI, USA, 2008.
- Aoud, M.M. El, Franceschi, M., Maher, M. 2007. Self-Tuning Method of Fuzzy System: An Application on Greenhouse Process. *World Academy of Science, Engineering and Technology* 7, 133-137.
- Arcidiacono, C., A.D. Emilio, R. Mazzarella, C. Leonardi. 2001. Covering materials to improve the microclimate during summer in hot climates, *Acta Horticulturae* 719:214.
- ARGUS Control Systems, 2009. Understanding and using VPD. Argus application Note. Argus Control Systems Ltd. White Rock. Available at: [http://www.arguscontrols.com/resources/VPD\\_Application\\_Note.pdf](http://www.arguscontrols.com/resources/VPD_Application_Note.pdf)
- Arnold Wexler, 1976. Vapor Pressure Formulation for Water in Range 0 to 100 °C. A revision. *Journal of Research of the national Bureau Standards- Physics and Chemistry*. Vol. 80. 775-785
- Arvanitis, K.G., Paraskevopoulos, P.N., Vernardos, A.A. 2000. Multirate adaptive temperature control of greenhouses. *Computers and Electronics in Agriculture* 26, 303-320.
- Aström, K.J., Wittenmark, B. 1995. *Adaptive Control*. Addison-Wesley. Reading, MA.
- Badgery-Parker, J. 1999. *The greenhouse*. Agnote DPI/249. New South Wales.
- Bailey, B.J. 2002. Control and monitoring of glasshouses. *Proceedings of the UK Controlled Environment Users' Group*. Vol. 13, 2-5.

- Bailey, B.J. 2006. Natural and mechanical greenhouse climate control. *Acta Horticulturae* 710, 43-53.
- Bakker, J.C. 2006. Model application for energy efficient greenhouses in The Netherlands: greenhouse design, operational control and decision support systems. *Acta Horticulturae* 718,191-202.
- Bakker, J.C., 1991. Analysis of humidity effects on growth and production of glasshouse fruit vegetables. Dissertation, Agricultural University, Wageningen, Netherlands.
- Baudoin, W.O. and von Zabeltitz, C.H.R. 2002. Greenhouse constructions for small scale farmers in tropical regions. *Acta Hort. (ISHS)* 578:171-179
- Bekkaoui, A. 1998. Modelisation dynamique simplifiee du climat d'une serre. Ph.D. Thesis. Faculte Universitaire des Sciences Agronomiques de Gembloux. Université de Liège. Liège.
- Berenguel, M., Yebra, L., Rodriguez, F. 2003. Adaptive control strategies for greenhouse temperature control. *European Conference Control*. Cambridge.
- Blasco, X., Martínez, M., Herrero, J.M., Ramos, C., Sanchis, J., 2007. Model-based predictive control of greenhouse climate for reducing energy and water consumption. *Computers and Electronics in Agriculture* 55, 49–70.
- Boaventura J. C., C. Couto and A.E. Ruano. 1997. Real-time parameter estimation of dynamic temperature models for greenhouse environmental control. *Control Eng. Practice*. 5(10):1473-1481
- Bormann, B.T., J.R. Martin, F.H. Wagner, G. Wood, J. Alegria, P.G. Cunningham, M.H. Brookes, P. Friesema, J. Berg, and J. Henshaw. 1999. Adaptive management. Pages 505-534 in: N.C. Johnson, A.J. Malk, W. Sexton, and R.

- Szaro (eds.) Ecological Stewardship: A common reference for ecosystem management. Elsevier, Amsterdam.
- Both, A.J., Wheeler, E.F. 2002. Instruments for Monitoring the Greenhouse Aerial Environment Part 2 of 3- E276. The State University of New Jersey. New Brunswick, NJ.
- Boulard, T., Baille, A. 1995. Modelling of air exchange rate in a greenhouse equipped with continuous roof vents. Journal of Agricultural Engineering Research 61, 37-47.
- Bracewell, R. The Fourier Transform and Its Applications, 3rd ed. New York: McGraw Hill, pp. 98-101, 1999.
- Buck, Arden L., 1981. New Equations for Computing Vapor Pressure and Enhancement Factor. American Meteorological Society, 1527-1532
- Bunschoten, B. & Pierik, C. 2003. Kassenbouw neemt weer iets toe. CBS Webmagazine (Centraal Bureau voor de Statistiek) (available at: <http://www.cbs.nl/nl-NL/default.htm>).
- Cabrera, F.J., Baille, A., Lopez, J.C., Gonzalez-Real, M.M. & Pérez-Parra, J. 2009. Effects of cover diffuse properties on the components of greenhouse solar radiation. Biosys. Eng., 103: 344–356.
- Caponetto, R., L. Fortuna, G. Nunnari, and L. Occhipinti. 1998. A Fuzzy approach to greenhouse climate control. In Proceedings of the American Control Conference, Philadelphia, PA, June. 3: 1866-1870.
- Castellvi, F., P. J. Perez, J. M. Villar, and J. I. Rosell. 1996. Analysis of methods for estimating vapor pressure deficit and relative humidity. Agric. Forest Meteorology 82: 29–45

- Castilla, N. & Hernandez, J. 2005. The plastic greenhouse industry of Spain. *Chronica Hort.*, 45(3): 15–20.
- Castilla, N. & Hernandez, J. 2007. Greenhouse technological packages for high quality crop production. *Acta Hort.*, 761: 285–297.
- Castilla, N., Hernandez, J. & Abou Hadid, A.F. 2004. Strategic crop and greenhouse management in mild winter climate areas. *Acta Hort.*, 633: 183–196.
- Cepla. 2006. Plásticos para la agricultura. Manual de aplicaciones y usos. J.C. López, J. Pérez-Parra & M.A. Morales (eds). Almería, Spain. 144 pp.
- Cherie Everhart. 2010. *The Complete Guide to Growing Tomatoes: A Complete Step-by-Step Guide Including Heirloom Tomatoes (Back-To-Basics Gardening)*. Atlantic Publishing Group Inc. Ocala, Florida
- Coelho, J.P., de-Moura Oliveira, P.B., Boaventura Cunha, J. 2005. Greenhouse air temperature predictive control using the particle swarm optimisation algorithm. *Computers and Electronics in Agriculture* 49, 330-344.
- Cohen, S.; Raveh, E.; Li, Y.; Grava, A. and Goldschmidh, E. E. 2005. "Physiological response of leaves, tree growth and fruit yield of grapefruit trees under reflective shading screens"; *Science Horticulturae*, (107); pp. 15-35.
- Commercial Tomato Production Handbook. The University of Georgia Cooperative Extension. College of Agricultural and Environmental Sciences. Extension paper B 1312. Available online at:  
[http://www.caes.uga.edu/applications/publications/files/pdf/B%201312\\_4.PDF](http://www.caes.uga.edu/applications/publications/files/pdf/B%201312_4.PDF)
- F
- Critten, D.L., Bailey, B.J. 2002. A review of greenhouse engineering developments during the 1990s. *Agricultural and Forest Meteorology* 112, 1-22.

- Cuenca RH, Nicholson MT (1982) Application of Penman equation wind function. *J Eng Drain* 108(1):13–23
- De Koning, A.N.M. 1996: Quantifying the responses to temperature of different plant processes involved in growth and development of glasshouse tomato. *Acta Horticulturae*, 406, 99-104.
- Duan, Z., Zhan, C., Zhang, X., Mustafa, M., Zhao, X., Alimohammadisagvand, B., Hasan, A., 2012. Indirect evaporative cooling: Past, present and future potentials. *Renewable and Sustainable Energy Reviews* 16, 6823–6850.
- Duchowski, P., and A. Brazaityte, 2001: Tomato photosynthesis monitoring in investigations on tolerance to low temperatures. *Acta Hort*, 562, 335-339.
- Edward P. Glenn, Paula Cardran and T.Lewis Thompson. 1984. Seasonal effects of shading on growth of greenhouse lettuce and spinach. *Scientia Horticulturae*, 24(3-4):231-239
- El-Attal, A.H. 1995. Decision model for hydroponic tomato production (HYTOMOD) using utility theory. PhD Dissertation, The Ohio State University, Columbus, Ohio.
- Elings, A., Sopov, M., Campen, J., Stijger, I., Runia, L. & DoA staff. (2012). The ‘Tropical Greenhouse’. Project report on tropical horticulture in Malaysia. Wageningen UR Greenhouse Horticulture report GTB 1161.
- El-Sharkawy M. A, Cock M. J. H, Hernandez A. D. P. 1986. Stomatal response to air humidity and its relation to stomatal density in a wide range of warm climate species. *Photosynthesis research* 7: 137-149.
- Fang, X., S. Junqiang, and C. Jiaoliao. 2006. Rough sets based fuzzy logic control for greenhouse temperature. *Mechatronic and Embedded Systems and Applications, Proceedings of the 2nd IEEE/ASME International Conference*.

FAO world data for 2012 (FAO Statistical Yearbook, FAO, Rome, Italy). Database results (<http://faostat.fao.org/>)

FAO. 2002. Crops and drops – Making the best use of water for agriculture. Natural Resources and Environment Department, FAO, Rome, Italy. 26 pp.

Faten Hosney Fahmy, Hanaa Mohamed Farghally, Ninet Mohamed Ahmed, A. A. Nafeh, 2012. Modeling and Simulation of Evaporative Cooling System in Controlled Environment Greenhouse. *Smart Grid and Renewable Energy*, 3, 67-71

Fleisher, D.H. and Baruh, H. 2001. An optimal control strategy for crop growth in advanced life support systems. *Life Support & Biosphere Sci.* 8:1, 43-54.

Fleisher, D.H. and K.C. Ting. 2000. Object-oriented analysis and modeling of closed plant production systems. *Transplant Production in the 21st Century*, Kubota, C. and Chun, C., eds, Kluwer Academic Publishers:53-58.

Fleisher, D.H. and Ting, K.C. 2002. Modeling and control of plant production in controlled environments. *Acta Hort.* #593: 85-92.

Fleisher, D.H. and Ting, K.C. 2001. Object-Oriented Analysis and Modeling of Closed Plant Production Systems, pp. 53-58. In Kubota, C. and Chun, C. (eds). *Transplant Production in the 21st Century*, Kluwer Academic Publishers, The Netherlands. 289 pp.

Fleisher, D.H., Ting, K.C., and Giacomelli, G.A. 2002. Decision Support Software for Phytoremediation Systems Using Rhizofiltration Processes. *Transactions of the Chinese Society of Agricultural Engineering*, 18(5):210-215.

G. J. Hochmuth and R. C. Hochmuth. 2008. Production of Greenhouse Tomatoes – *Florida Greenhouse Vegetable Production Handbook, Vol 3. Horticultural*



Sciences Department, Florida Cooperative Extension Service, Institute of Food and Agricultural Sciences, University of Florida HS788

- Ganguly, A. and S. Ghosh. 2011. A Review of Ventilation and Cooling Technologies in Agricultural Greenhouse Application. *Iranica Journal of Energy & Environment* 2 (1): 32-46, 2011
- Garnaud, J.C. 1987. A survey of the development of plasticulture: Questions to be answered. *Plasticulture*, 74: 5–14.
- Giacomelli, A, and William J. Roberts. Greenhouse covering systems- Gene - Department of Bioresource Engineering - Rutgers University Cook College - New Brunswick, NJ 08903
- Goff, J. A., and S. Gratch, 1946: Low-pressure properties of water from -160 to 212F. *Trans. Amer. Soc. Heat. Vent. Eng.*, 52, 95-121.
- Good Agricultural Practices for greenhouse vegetable crops, Principles for Mediterranean climate areas. FAO plant production and protection paper 217. Rome, 2013
- Grange, R.I., Hand, D.W., 1987. A review of the effects of atmospheric humidity on the growth of horticultural crops. *J. Hort. Sci.* 62(2), 125-134.
- Greenhouse Environment Control System Considerations. National Greenhouse Manufacturers Association (NGMA) standards. Available at: <http://aesop.rutgers.edu/~horteng/newsletter/2002/Vol17-5Oct2002.PDF>
- Gregory W. Corder, Dale I. Foreman. *Nonparametric Statistics for Non-Statisticians: A Step-by-Step Approach*. Wiley; 1 edition (May 26, 2009)
- Halbert, C.L. 1993. How adaptive is adaptive management Implementing adaptive management in Washington State and British Columbia. *Reviews in Fisheries Science* 1:261-283.

- Hartmut and Pohlheim. 1999. Optimal control of greenhouse climate using real-world weather data and evolutionary algorithms. In in Proceedings of the Genetic and Evolutionary Computation Conference, Wolfgang Banzhaf, Jason Daida, Agoston, pages 13-17. Morgan Kaufmann.
- Hashimoto, Y., Bot, G.P.A., Day, W., Tantau, H.J., Nonami, H. 1993. The computerized greenhouse. Automatic control application in plant production. Academic press, Inc. San Diego, CA.
- Hashimoto, Y., Bot, G.P.A., Day, W., Tantau, H.J., Nonami, H. 1993. The computerized greenhouse. Automatic control application in plant production. Academic press, Inc. San Diego, CA.
- Hawa, J. 1990. Performance and feasibility of high value vegetable cultivation under rain-shelters. MARDI Scientific Council Meeting No. 66. 27p.
- Hawa, J. 1998. Environmental control system in food crop production. In: A.G. Abd Karim, H.A. Tarmizi, T.M.M. Mahmud and A. Yahya (eds.), Proc. 9th Malaysian Soc. Plant Physiol. Conf. 1998: National food production and
- Hawa. Z. E. Jaafar, 2006. Carbon Dioxide Enriched Production Technology for Controlled Environment System in the Lowland Tropics. ISHS Acta Horticulturae 710: 347-354.
- Hemming, S., Dueck, T., Janse, J. & Van Noort, F. 2008. The effect of diffuse light on crops. Acta Hort., 801: 1293–1300.
- Henriksen H, Barlebo H. 2008. Reflections on the use of Bayesian belief networks for adaptive management. J Environ Manage 88(4):1025–1036.
- Heuvelink., Ep. 2005. Tomatoes. CABI Publishing. Cambridge, MA. USA
- Hochberg, Y., and A. C. Tamhane. Multiple Comparison Procedures. Hoboken, NJ: John Wiley & Sons, 1987.

- Holling, C. S. (ed.) (1978). *Adaptive Environmental Assessment and Management*.  
Chichester: Wiley. ISBN 0-471-99632-7.
- Howell TA, Dusek DA (1995) Comparison of vapour-pressure-deficit calculation methods –Southern High Plains. *J Irrig Drain* 121(2):191–198
- Instructions for Growing Tomatoes: in the garden and greenhouse. CreateSpace  
Independent Publishing Platform. Anderson, South Carolina
- Ivey, J., Keener, H.M. and Short, T.H. 2000. Internet decision support for hydroponic greenhouse tomato production. *Proceedings of IFAC Conference on Modeling and Control in Agriculture*. Wageningen, The Netherlands. July 10-12.
- Jain, D. and G.N. Tiwari, 2002. Modeling and optimal design of evaporative cooling system in controlled environment greenhouse. *Energy Conversion and Manage.*, 43(16): 2235-2250.
- Janse, J., Welles, G.W.H., 1984. Effects of energy saving measures on keeping quality of tomato and cucumber fruits. *Acta Horticul.* 163, 261-269
- Jensen ME, Burman RD, Allen RG (ed) (1990) *Evapotranspiration and irrigation water requirements. Manuals and reports on engineering practice No. 70*. ASCE, New York
- Jensen, M.H. & Malter, A.J. 1995. *Protected horticulture: A global review*. World Bank. Washington.
- Jones., J. Benton, Jr. 2007. *Tomato Plant Culture: In the Field, Greenhouse, and Home Garden, Second Edition*. Boca Raton, FL: CRC Press. Taylor & Francis Group, LLC.

- Jones., J. Benton, Jr. 2013. Instructions for Growing Tomatoes: in the garden and greenhouse. Anderson, South Carolina: CreateSpace Independent Publishing Platform, LLC.
- Jones, J.W., Dayan, E., Allen, L.H., Van Keulen, H., Challa, H. 1991. A dynamic tomato growth and yield model. Transactions of the ASABE 34, 0663-0672.
- Junxianga, G., Du Haiqing. 2011. Design of Greenhouse Surveillance System Based on Embedded Web Server Technology. Procedia Engineering 23:374 – 379
- Kacira, M., Sase, S. & Okushima, L. 2004. Optimization of vent configuration by evaluating greenhouse and plant canopy ventilation rates under wind-induced ventilation. Transactions of the ASABE, 47(6): 2059–2067.
- Katsoulas, N., Bartzanas, T., Boulard, T., Mermier, M. & Kittas, C. 2006. Effect of vent openings and insect screens on greenhouse ventilation. Biosyst. Eng., 93(4):427–436.
- Kempkes, F., Stanghellini, C. & Hemming, S. 2008. Cover materials excluding Near Infrared Radiation. What is the best strategy in mild climates? Acta Hort., 807: 67–72.
- Kenig, A., Jones, J.W. 1997. TOMGRO v3.0 A dynamic model of tomato growth and yield. Ch. II-5 In: Optimal environmental control for indeterminate greenhouse crops. Seginer I., Jones J.W., Gutman P., Vallejos C.E. (Eds.), BARD Research Report No. IS-1995-91RC. Haifa.
- Kiril popovski, 1997. Greenhouse Climate Factors. GHC bulletin. Faculty of technical sciences. Bitola university bitola, Macedonia.
- Kittas, C., Karamanis, M. & Katsoulas, N. 2005. Air temperature regime in a forced ventilated greenhouse with rose crop. Energy & Buildings, 37(8): 807–812.

- Kittas, C., T. Bartzanas and A. Jaffrin, 2001. Greenhouse evaporative cooling: measurement and data analysis. *Transactions of the ASAE*, 44(3): 683-689.
- Körner, O., Straten, G. V., 2008. Decision support for dynamic greenhouse climate control strategies. *Computers and Electronics in Agriculture* 60, 18-30.
- Koutroulis E, Kalaitzakis K. 2003. Development of an integrated data-acquisition system for renewable energy sources systems monitoring. *Renew Energy*. 28:139–52.
- Lanfang, P., W. Wanliang, and W. Qidi. 2000. Application of adaptive fuzzy logic system to model for greenhouse climate. In *Proceedings of the 3d World Congress on Intelligent Control and Automation*, Hefei, P.R. China. June 28-July 2. 3: 1687-1691.
- Leonardi, C., Guichard, S., Bertin, N., 2000. High vapour pressure deficit influences growth, transpiration and quality of tomato fruits 84, 285–296.
- Li, S., Willits, D.H. & Yunker, C.A. 2006. Experimental study of a high pressure fogging system in naturally ventilated greenhouses. *Acta Hort.*, 719: 393–400.
- Lin, C.J. 2004. A GA-based neural fuzzy system for temperature control. *Fuzzy Sets and Systems* 143: 311-333.
- Linkov I, Satterstrom FK, Kiker G, Batchelor C, Bridges T, Ferguson E. 2006. From comparative risk assessment to multi-criteria decision analysis and adaptive management: recent developments and applications. *Environ Int* 32(8):1072–1093.
- List, R. J., 1958: *Smithsonian Meteorological Tables* (6th revised edition). Washington, D. C., The Smithsonian Institution, 527 pp.

- Luo, W., H.F. DeZwart, J. Dai, S. Wang, C. Stanghellini, C. Bu. 2005. Simulation of greenhouse management in the subtropics, Part I: Model validation and scenario study for the winter season, *Biosystems Engineering* 90 (3):307–318.
- MacDonald, G.B., J. Fraser and P. Gray (eds.). 1999. *Adaptive Management Forum: Linking Management and Science to Achieve Ecological Sustainability*. Ontario Ministry of Natural Resources, Peterborough, Ontario, Canada. Available at [http://www.mnr.gov.on.ca/stdprodconsume/groups/lr/@mnr/@ofri/documents/document/mnr\\_e005485.pdf](http://www.mnr.gov.on.ca/stdprodconsume/groups/lr/@mnr/@ofri/documents/document/mnr_e005485.pdf) (Last access July 13th, 2014)
- Marinakis, V., Doukas, H., Karakosta, C., Psarras, J. 2013. An integrated system for buildings' energy-efficient automation: Application in the tertiary sector. *Applied Energy* 101, 6-14.
- McLain, R. J., and R. G. Lee. 1996. Adaptive management: promises and pitfalls. *Environmental Management* 20(4):437–448.
- Medina-Ruíz, C.A., Mercado-Luna, I.A., Soto-Zarazúa, G.M., Torres-Pacheco, I., Rico-García, E. 2011. Mathematical modeling on tomato plants: A review. *African Journal of Agricultural Research* 6, 6745-6749.
- Metin PETEK, Serdal DİKMEN, Mehmet Mustafa OĞAN, 2012. Performance analysis of a two stage pad cooling system in broiler houses. *Turk. J. Vet. Anim. Sci.* 2012; 36(1): 21-26
- Milliken, G. A., and D. E. Johnson. *Analysis of Messy Data, Volume 1: Designed Experiments*. Boca Raton, FL: Chapman & Hall/CRC Press, 1992.
- Ministry of Forests, Victoria, British Columbia, Canada.

- Miranda, C., Rodrigo, E. Ventura-Ramos, R. R. Peniche-Vera, and G. Herrera-Ruiz. 2006. Fuzzy Greenhouse climate control system based on a field programmable gate array. *Biosystems Engineering* 94(2): 165–177.
- Morris, L.G., 1956. Some aspects of the control of plant environment. *J. Agricultural Engineering Res.*, 1: 156-166.
- Morison, James I.L. and Morecroft., Michael D. 2006. Plant growth and climate change. Blackwell Publishing Ltd, 9600 Garsington Road, Oxford OX4 2DQ, UK
- Muijzenberg, E.W.B. 1980. A history of greenhouses. Institute for Agricultural Engineering. Wageningen.
- Mukaro, R. and Carelse X. F. 1999. A microcontroller-based data acquisition system for solar radiation and environmental monitoring. *IEEE Trans Instrum Meas.* 48:6.
- Murray, F. W., 1967. On the computation of saturation vapor pressure. *Journal of applied meteorology.* 6:203-204.
- NaanDanJain Irrigation Ltd. TOMATO CULTIVATION IN OPEN FIELDS AND GREENHOUSES. Post Naan 76829, Israel.
- Nelson, P.V. 1985. Greenhouse operation and management. Prentice Hall, New Jersey, USA.
- Nisen, A., Grafiadellis, M., Jiménez, R., La Malfa, G., Martínez-García, P.F., Monterio A, Verlodt H, Villele O, Zabeltitz CH, Denis LU, and Bausoin WO. 1990. Protected cultivation in the Mediterranean climate. Plant production and protection paper, FAO. Rome, Italy. 313 p.
- Paul R. Lowe, and Jules M. Ficke. 1974. The Computation of Saturation Vapor Pressure. Environmental Prediction Research Facility. Monterey, California.



- Peat, M.M., S. Sato, and R.G. Gardner, 1998: Comparing heat stress effects on male-fertile and male-sterile tomatoes. *Plant, Cell & Environment*, 21, 225-231.
- Pettigrew W. T, Hesketh J. D, Peters D. B and Wooley J. T. 1990. A vapor pressure deficit effect on crop canopy photosynthesis. *Photosynthesis Research* 24: 27-34.
- Piñón, S.M., Camacho, E.F., Kuchen, B., Peña, M. 2005. Constrained predictive control of a greenhouse. *Computers and Electronics in Agriculture* 49, 317-329.
- Prenger, J.J. and P.P. Ling. 2011. Greenhouse condensation control: understanding and using vapor pressure deficit (VPD). *The Ohio State University Extension Fact Sheet*, AEX-804-01.
- Rodríguez, F., Berenguel, M., Arahal, M.R. 2001. Feedforward controllers for greenhouse climate control based on physical models. *European Control Conference*. Porto.
- Rosiek, S., F.J. Batlles. 2008. A microcontroller-based data-acquisition system for meteorological station monitoring. *Energy Conversion and Management*. 49:3746–3754.
- Sadler EJ, Evans DE (1989) Vapour pressure deficit calculations and their effect on the combination equation. *Agric Forest Meteorol* 49:55–80
- Salafsky, N., R. Margoluis, and K. Redford. 2001. *Adaptive management: a tool for conservation practitioners*. World Wildlife Fund, Washington D.C., USA.
- Sato, S., M.M. Peet, and J.F. Thomas, 2000: Physiological factors limit fruit set of tomato (*Lycopersicon esculentum* Mill.) under chronic high temperature stress. *Plant, Cell & Environment*, 23, 719-726.

- Schnelle, M.A., Cole, J.C., Dole, J.M. 2003. Mist Propagation Systems and Humidity Chambers for the Nursery and Greenhouse. Oklahoma Cooperative Extension Service- F-6708. Oklahoma State University. Stillwater, OK.
- Searle, S. R., F. M. Speed, and G. A. Milliken. "Population marginal means in the linear model: an alternative to least-squares means." *American Statistician*. 1980, pp. 216–221.
- Seginer, I., Boulard, T., Bailey, B.J. 1994. Neural network models of the greenhouse climate. *Journal of Agricultural Engineering Research* 59, 203-216.
- Serodio, C., Boaventura Cunha, J., Morais, R., Couto, C., Monteiro, J. 2001. A networked platform for agricultural management systems. *Computers and Electronics in Agriculture* 31,75-90.
- Short, T. H., A. E. Attal, H. M. Keener, and R. P. Fynn. 1998. A decision system for hydroponic greenhouse tomato production. *Acta Hort.* 456: 493-504.
- Short, T.H., Draper, C.M. and Donnell, M.A. 2005. Web-based decision support system for hydroponic vegetable production. *Acta Hort. (ISHS)* 691:867-870
- Short, T.H., Ivey, J. and Keener, H.M. 2001. Development of an interactive hydroponic tomato production model for Internet Users. Paper number 018014. ASAE, 2950 Niles road, St. Joseph, MI 49085 U.S.A.
- Sigrimis, N., Rerras, N. 1996. A linear model for greenhouse control. *Transactions of the ASABE* 39, 253-261.
- Speetjens, S.L., Stigter, J.D., van Straten, G. 2009. Towards an adaptive model for greenhouse control. *Computers and Electronics in Agriculture* 67:1-8.

- Stankey, G. H., B. T. Bormann, C. Ryan, B. Shindler, V. Sturtevant, R. N. Clark, and C. Philpot. 2003. Adaptive management and the Northwest Forest Plan: rhetoric and reality. *Journal of Forestry* 101(1):40–46.
- Stankey, G. H., R. N. Clark, and B. T. Bormann. 2005. Adaptive management of natural resources: theory, concepts, and management institutions. General Technical Report PNW-GTR-654. U.S. Department of Agriculture, Forest Service, Pacific Northwest Research Station. Portland, Oregon, USA
- Stockle CO, Kiniry JR (1990) Variability in crop radiation-use-efficiency associated with vapourpressure-deficit. *Field Crop Res* 25:171–181
- Takakura, T., 1988. Technical Models of The Greenhouse Environment. Technical Communications of International Society for Horticultural Science (Number 248) (1988), pp. 49–54
- Tap F, 2000. Economics-based optimal control of greenhouse tomato crop production. PhD Thesis, Wageningen Agricultural University, The Netherlands
- Taylor, B., L. Kremsater, and R. Ellis. 1997. Adaptive management of forests in British Columbia. British Columbia
- Teitel, M. 2001. The effect of insect proof screens in roof openings on greenhouse microclimate, *Agricultural and Forest Meteorology* 110 (1):13–25.
- Thomas, A., Ganesan A, Mujeeb SA. 1993. Solar irradiance monitor. *Renew Energy*. 3(6–7):599–606.
- Ting, K. C., D. H. Fleisher, and L. F. Rodriguez. 2003. "Concurrent Science and Engineering for Phytomation Systems." *Journal of Agricultural Meteorology* 59 (2): 93-101.

- Ting, K.C. 2000. Automation-culture-environment oriented systems analysis (ACESYS) for controlled environment bio-production. Research for the Utilization of Insect Properties, National Institute of Sericultural and Entomological Science, Tsukuba, Japan:23-29.
- Ting, K.C. 2002. Research and Development in Controlled Environment Bioproduction Systems: Implementation of Phytomation Programs using ACESYS and CS&E Concepts. Forum on Agricultural & Biosystem Engineering Development Strategy, Yangling, China: 204-207.
- Ting, K.C., 1996, From Greenhouse to CEPPS to Phytomation, Keynote Paper, Proceedings of International Conference on Agricultural and Biological Environment, Beijing, China: I-29 - I-34.
- Ting, K.C., 1996. Plant Production in Closed Ecosystems, Automation and Systems Analysis. The International Symposium on Plant Production in Closed Ecosystems, Narita, Japan, August 26-29, 1996
- Ting, K.C., 1997, Computerized Decision Support for Phytomation Systems, International Symposium on Agricultural Mechanization and Automation, November 17-22, Taipei, Taiwan: 429-434.
- Ting, K.C., 1999. Automation for Phytomation Systems on Instrumentation and Information Technology for Bioproduction Systems”, Tokyo Institute of Agriculture and Technology, Tokyo, Japan.
- Ting, K.C., 2013. A Systems Concept for Controlled Environment Plant Production. Resource Magazine, March/April 2013
- Ting, K.C., G.A. Giacomelli, D.H. Fleisher, K.Chao, B.J. Sauser, L.F. Rodriguez, 1997, Simulation of Phytomation Systems, Biological Systems Simulation Group Workshop, March 17-19, Gainesville, FL.

- Toida, H., Ohyama, K., Kozai, T., Hayashi, M. 2006. A method for measuring dry-bulb temperatures during the operation of a fog system for greenhouse cooling. *Biosystems Engineering* 93, 347-351.
- Tomato and Tomato Byproducts. Human Health Benefits of Lycopene and Its Application to Meat Products: A Review
- Understanding Humidity Control in Greenhouses. File No. 400-5. Ministry of Agriculture, Fisheries and Food. Abbotsford, BC. Canada.
- Van Henten E.J., 2003, Sensitivity analysis of an optimal control problem in greenhouse climate management, *Biosystems Engineering*, 85 (3) (2003), pp. 335–364
- Vleeschouwer, O.D. 2001. Greenhouses and conservatories. Flammarion. Paris.
- Waaijenbergh, D. & Sonneveld, P.J. 2004. Greenhouse design for the future with a cladding material combining high insulation capacity with high light transmittance. *Acta Hort.*, 633: 137–143.
- Walters, C. (1997). Challenges in adaptive management of riparian and coastal ecosystems. *Conservation Ecology*, 1.
- Wheeler, E.F., Both, A.J. 2002. Evaluating greenhouse mechanical ventilation system performance - Part 3 of 3. E277 Rutgers NJAES Cooperative Extension. New Jersey Agricultural Experiment Station. Rutgers.
- Whicker JJ, Janecky DR, Doerr TB. 2008. Adaptive management: a paradigm for remediation of public facilities following a terrorist attack. *Risk Anal* 28(5):1445–1456.
- Williams, B.K. (2011.) Adaptive management of natural resources—framework and issues. *Journal of Environmental Management*, 92, 1346-1353.

- Williams, B.K., R.C. Szaro and C.D. Shapiro. 2009. Adaptive Management: The U.S. Department of the Interior Technical Guide. Adaptive Management Working Group, U.S. Department of the Interior, Washington, DC. 84 p
- Willits, D.H., 2003. Cooling fan ventilated greenhouse: a modeling study. *Biosystems Engineering*, 84(3): 315-329
- Woods, M., Warren, A.S. 1988. Glass houses: history of greenhouses, orangeries and conservatories. Aurum Press. London.
- Xu, F., Chen, J., Zhang, L., Zhan, H. 2006. Self-tuning fuzzy logic control of greenhouse temperature using real-coded genetic algorithm. In: 9th International Conference on Control, Automation, Robotics and Vision, 2006. ICARCV '06. Singapore. Pp.: 1-6.
- Xu, H.L., Yamagishi, T., Wada, Y., 1991. Interactive effect of soil water regime with above-ground conditions on photosynthesis in wheat plants. *Jpn. J. Crop. Sci.* 60(4), 515-522.
- Zabeltitz, C.V., Baudoin, W.O. 1999. Greenhouses and shelter structures for tropical regions. *FAO Plant Production and Protection Papers*. FAO. Rome.
- Zhang, Y., Mahrer, Y., Margolin, M. 1997. Predicting the microclimate inside a greenhouse: an application of a one-dimensional numerical model in an unheated greenhouse. *Agricultural and Forest Meteorology*, 86, 291-297.
- Zolnier, R.S. Gates, J. Buxton, C. Mach b. 2000. Psychrometric and ventilation constraints for vapor pressure deficit control. *Computers and Electronics in Agriculture*. 26 (2000) 343–359