

University of Groningen

Measurement of the Ratio of the $B^0 \rightarrow D^{*(-)}\nu(\iota)$ and $B^0 \rightarrow D^{*(-)}\mu^{(+)}\nu(\mu)$ Branching Fractions Using Three-Prong tau-Lepton Decays

Aaij, R.; Adeva, B.; Adinolfi, M.; Ajaltouni, Z.; Akar, S.; Albrecht, J.; Alessio, F.; Dufour, L.; Mulder, M; Onderwater, Cornelis

Published in:
Physical Review D

DOI:
[10.1103/PhysRevLett.120.171802](https://doi.org/10.1103/PhysRevLett.120.171802)

IMPORTANT NOTE: You are advised to consult the publisher's version (publisher's PDF) if you wish to cite from it. Please check the document version below.

Document Version
Publisher's PDF, also known as Version of record

Publication date:
2018

[Link to publication in University of Groningen/UMCG research database](#)

Citation for published version (APA):

LHCb Collaboration (2018). Measurement of the Ratio of the $B^0 \rightarrow D^{*(-)}\nu(\iota)$ and $B^0 \rightarrow D^{*(-)}\mu^{(+)}\nu(\mu)$ Branching Fractions Using Three-Prong tau-Lepton Decays. *Physical Review D*, 120(17), [171802]. DOI: 10.1103/PhysRevLett.120.171802

Copyright

Other than for strictly personal use, it is not permitted to download or to forward/distribute the text or part of it without the consent of the author(s) and/or copyright holder(s), unless the work is under an open content license (like Creative Commons).

Take-down policy

If you believe that this document breaches copyright please contact us providing details, and we will remove access to the work immediately and investigate your claim.

Downloaded from the University of Groningen/UMCG research database (Pure): <http://www.rug.nl/research/portal>. For technical reasons the number of authors shown on this cover page is limited to 10 maximum.

Measurement of the Ratio of the $B^0 \rightarrow D^{*-} \tau^+ \nu_\tau$ and $B^0 \rightarrow D^{*-} \mu^+ \nu_\mu$ Branching Fractions Using Three-Prong τ -Lepton Decays

R. Aaij *et al.**
(LHCb Collaboration)

 (Received 8 November 2017; revised manuscript received 5 March 2018; published 25 April 2018)

The ratio of branching fractions $\mathcal{R}(D^{*-}) \equiv \mathcal{B}(B^0 \rightarrow D^{*-} \tau^+ \nu_\tau) / \mathcal{B}(B^0 \rightarrow D^{*-} \mu^+ \nu_\mu)$ is measured using a data sample of proton-proton collisions collected with the LHCb detector at center-of-mass energies of 7 and 8 TeV, corresponding to an integrated luminosity of 3 fb^{-1} . For the first time, $\mathcal{R}(D^{*-})$ is determined using the τ -lepton decays with three charged pions in the final state. The $B^0 \rightarrow D^{*-} \tau^+ \nu_\tau$ yield is normalized to that of the $B^0 \rightarrow D^{*-} \pi^+ \pi^- \pi^+$ mode, providing a measurement of $\mathcal{B}(B^0 \rightarrow D^{*-} \tau^+ \nu_\tau) / \mathcal{B}(B^0 \rightarrow D^{*-} \pi^+ \pi^- \pi^+) = 1.97 \pm 0.13 \pm 0.18$, where the first uncertainty is statistical and the second systematic. The value of $\mathcal{B}(B^0 \rightarrow D^{*-} \tau^+ \nu_\tau) = (1.42 \pm 0.094 \pm 0.129 \pm 0.054)\%$ is obtained, where the third uncertainty is due to the limited knowledge of the branching fraction of the normalization mode. Using the well-measured branching fraction of the $B^0 \rightarrow D^{*-} \mu^+ \nu_\mu$ decay, a value of $\mathcal{R}(D^{*-}) = 0.291 \pm 0.019 \pm 0.026 \pm 0.013$ is established, where the third uncertainty is due to the limited knowledge of the branching fractions of the normalization and $B^0 \rightarrow D^{*-} \mu^+ \nu_\mu$ modes. This measurement is in agreement with the standard model prediction and with previous results.

DOI: [10.1103/PhysRevLett.120.171802](https://doi.org/10.1103/PhysRevLett.120.171802)

In the standard model (SM) of particle physics, flavor-changing processes such as semileptonic decays of b hadrons are mediated by a W boson with universal coupling to leptons. Differences between the expected branching fraction of semileptonic decays into the three lepton families originate from the different masses of the charged leptons. Lepton universality can be violated in many extensions of the SM with nontrivial flavor structure. Since uncertainties due to hadronic effects cancel to a large extent, the SM prediction for the ratios between branching fractions of semitauonic decays of B mesons relative to decays involving lighter lepton families, such as $\mathcal{R}(D^{*-}) \equiv \mathcal{B}(B^0 \rightarrow D^{*-} \tau^+ \nu_\tau) / \mathcal{B}(B^0 \rightarrow D^{*-} \mu^+ \nu_\mu)$ and $\mathcal{R}(D^{*0}) \equiv \mathcal{B}(B^- \rightarrow D^{*0} \tau^- \bar{\nu}_\tau) / \mathcal{B}(B^- \rightarrow D^{*0} \mu^- \bar{\nu}_\mu)$, is known with an uncertainty at the percent level [1–4]. The inclusion of charge-conjugate modes is implied throughout. These decays therefore provide a sensitive probe of SM extensions with mass-dependent couplings, such as models with an extended Higgs sector [5], or leptoquarks [6,7].

Measurements of $\mathcal{R}(D^0)$, $\mathcal{R}(D^-)$, $\mathcal{R}(D^{*-})$, and $\mathcal{R}(D^{*0})$ have been reported by the *BABAR* [8,9] and *Belle* [10,11]

Collaborations in final states involving electrons or muons from the τ decay. The LHCb Collaboration published a determination of $\mathcal{R}(D^{*-})$ [12], where the τ lepton was reconstructed using leptonic decays to a muon. The first simultaneous measurements of $\mathcal{R}(D^{*-})$, $\mathcal{R}(D^{*0})$, and τ polarization, using τ decays with one charged hadron in the final state, has recently been published by the *Belle* Collaboration [13]. All these measurements yield values that are above the SM predictions with a combined significance of 3.9 standard deviations [14].

This Letter reports the first determination of $\mathcal{R}(D^{*-})$ using the three-prong $\tau^+ \rightarrow \pi^+ \pi^- \pi^+ \bar{\nu}_\tau$ and $\tau^+ \rightarrow \pi^+ \pi^- \pi^+ \pi^0 \bar{\nu}_\tau$ decays. A more detailed description of this measurement is given in Ref. [15]. The D^{*-} meson is reconstructed through the $D^{*-} \rightarrow \bar{D}^0 (\rightarrow K^+ \pi^-) \pi^-$ decay chain. The visible final state consists of six charged tracks; neutral pions are ignored in this analysis. A data sample of proton-proton collisions, corresponding to an integrated luminosity of 3 fb^{-1} , collected with the LHCb detector at center-of-mass energies $\sqrt{s} = 7$ and 8 TeV is used.

In order to reduce experimental systematic uncertainties, the $B^0 \rightarrow D^{*-} \pi^+ \pi^- \pi^+$ decay is chosen as a normalization channel. This leads to a measurement of the ratio

$$\begin{aligned} \mathcal{K}(D^{*-}) &\equiv \frac{\mathcal{B}(B^0 \rightarrow D^{*-} \tau^+ \nu_\tau)}{\mathcal{B}(B^0 \rightarrow D^{*-} 3\pi)} \\ &= \frac{N_{\text{sig}} \epsilon_{\text{norm}}}{N_{\text{norm}} \epsilon_{\text{sig}}} \frac{1}{\mathcal{B}(\tau^+ \rightarrow 3\pi \bar{\nu}_\tau) + \mathcal{B}(\tau^+ \rightarrow 3\pi \pi^0 \bar{\nu}_\tau)}, \end{aligned} \quad (1)$$

*Full author list given at the end of the article.

Published by the American Physical Society under the terms of the [Creative Commons Attribution 4.0 International license](https://creativecommons.org/licenses/by/4.0/). Further distribution of this work must maintain attribution to the author(s) and the published article's title, journal citation, and DOI. Funded by SCOAP³.

where $3\pi \equiv \pi^+\pi^-\pi^+$ and N_{sig} (N_{norm}) and ε_{sig} ($\varepsilon_{\text{norm}}$) are the yield and selection efficiency for the signal (normalization) channel, respectively. From this, $\mathcal{R}(D^{*-})$ is obtained as $\mathcal{R}(D^{*-}) = \mathcal{K}(D^{*-}) \times \mathcal{B}(B^0 \rightarrow D^{*-}3\pi) / \mathcal{B}(B^0 \rightarrow D^{*-}\mu^+\nu_\mu)$, where the branching fraction of the $B^0 \rightarrow D^{*-}3\pi$ decay is taken as the weighted average of the measurements of Refs. [16–18] and that of the $B^0 \rightarrow D^{*-}\mu^+\nu_\mu$ decay is taken from Ref. [14].

One of the key aspects of this analysis is the necessary suppression of the large background originating from b -hadron decays that include a D^{*-} meson, a 3π system, and any other unreconstructed additional particles, X . This is achieved by requiring that the position of the 3π vertex lies further away from the proton-proton interaction vertex than that of the B^0 vertex, as shown in Fig. 1. However, double-charm background processes, due to B -meson decays into a D^{*-} and another charmed hadron that subsequently decays into a final state containing three charged pions, are topologically similar to the signal. The largest contribution originates from $B \rightarrow D^{*-}D_s^+(X)$ decays, where B denotes a B^0 , B^+ , or B_s^0 meson and the notation (X) is used when unreconstructed particles may be present in the decay chain. Double-charm backgrounds are suppressed by means of a multivariate algorithm [19] which exploits the differences in the decay dynamics and kinematics with respect to the signal process, together with different properties used by partial reconstruction algorithms.

The LHCb detector is a single-arm forward spectrometer covering the pseudorapidity range $2 < \eta < 5$, described in detail in Refs. [20,21]. In the simulation, proton-proton collisions are generated using PYTHIA [22] with a specific LHCb configuration [23]. Decays of hadronic particles are described by EVTGEN [24], in which final-state radiation is generated using PHOTOS [25]. The TAUOLA package [26] is used to simulate the decays of the τ lepton into $3\pi\bar{\nu}_\tau$ and

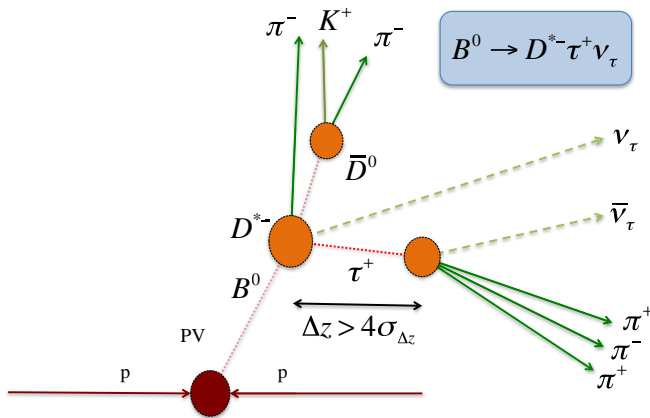


FIG. 1. Topology of the signal decay. A requirement on the distance between the 3π and the B^0 vertices along the beam direction to be greater than 4 times its uncertainty is applied. For $B \rightarrow D^*3\pi(X)$ decays, the 3π vertex coincides with the B vertex.

$3\pi\pi^0\bar{\nu}_\tau$ final states, according to the resonance chiral Lagrangian model [27] with a tuning based on the results from the BABAR Collaboration [28]. The interaction of the generated particles with the detector and its response are implemented using the GEANT4 toolkit [29] as described in Ref. [30]. The signal decays are simulated using form factors that are derived from the heavy-quark effective theory [31]. The experimental values of the corresponding parameters are taken from Ref. [14], except for an unmeasured helicity-suppressed component, which is taken from Ref. [32].

The online event selection is performed by a trigger system [33], which consists of a hardware stage based on information from the calorimeter and muon systems followed by a software stage that performs a full event reconstruction. At the hardware stage, events are selected if either particles forming the signal candidate satisfy a requirement on transverse energy or particles other than those forming the signal candidate pass any trigger algorithm.

The software trigger requires a two-, three-, or four-track secondary vertex with significant displacement from any primary proton-proton interaction vertex (PV) consistent with the decay of a b hadron or a two-track vertex with a significant displacement from any PV consistent with a $\bar{D}^0 \rightarrow K^+\pi^-$ decay. In both cases, at least one charged particle must have a transverse momentum $p_T > 1.7$ GeV/ c and must be inconsistent with originating from any PV. A multivariate algorithm [19] is used for the identification of secondary vertices consistent with the decay of a b hadron, while secondary vertices consistent with the decay of a \bar{D}^0 meson are identified using topological criteria.

In the offline selection, \bar{D}^0 , D^{*-} , and τ candidates are selected based on kinematic, geometric, and particle identification criteria. Three charged pions are used to reconstruct τ -decay candidates, including both the $\tau^+ \rightarrow 3\pi\bar{\nu}_\tau$ and $\tau^+ \rightarrow 3\pi\pi^0\bar{\nu}_\tau$ modes. The vertex position and the momentum of the B^0 candidate are determined through a fit to all reconstructed particles in the decay chain [34]. The difference of the positions of the 3π and the B^0 vertices along the beam direction, divided by its uncertainty, has to be greater than 4. This requirement suppresses the background due to $B \rightarrow D^{*-}3\pi X$ decays by 3 orders of magnitude and has an efficiency of 35% for the signal. The normalization sample is selected by requiring the difference in the positions of the \bar{D}^0 and 3π vertices along the beam direction, divided by its uncertainty, to be greater than 4.

Backgrounds due to partially reconstructed B -meson decays, where at least one additional particle originates from either the 3π vertex or the B vertex, or from both, are suppressed by requiring a single B^0 candidate per event. In addition, a charged-particle isolation algorithm is applied as described in the following. Tracks other than those used for the signal candidate are considered if they have minimal

requirements on the transverse momentum and are inconsistent with originating from any PV. If any of these tracks has an impact parameter significance with respect to either the B^0 or τ vertex smaller than 5 standard deviations, the B^0 candidate is rejected. This criterion rejects 95% of candidates due to $B \rightarrow D^{*-}D^0(X)$ decays while retaining 80% of the signal decays. In addition, a neutral-particle isolation algorithm computes the multiplicities of reconstructed tracks and neutral particles, and the energy in the calorimeter system, contained in a cone centered around the direction of the τ candidates. These variables are used as inputs of the multivariate classifier described below.

Variables such as the squared invariant mass of the (τ, ν_τ) pair, q^2 , and the τ decay time, t_τ , provide good discrimination between signal and background processes, but they depend on the momenta of the neutrinos in the final state of the B^0 decay. However, due to the presence of a single neutrino in the τ decay, the momentum of the τ lepton can be determined, up to a twofold ambiguity, from the momentum vector of the 3π system and the flight direction of the τ candidate. The value of the τ momentum is approximated by taking the average of the two solutions, as discussed in Ref. [15]. A similar strategy is used to compute the B^0 momentum. The B^0 rest frame variables are determined with sufficient accuracy to retain their discriminating power. A partial reconstruction is performed also under the background hypothesis where $B^0 \rightarrow D^{*-}D_s^+(\rightarrow 3\pi N)$, with N denoting a neutral system. The variables describing decay kinematics, as reconstructed by this algorithm, differ between signal and background processes; a selected set is used as the input to the multivariate classifier described below.

The dominant double-charm background process $B \rightarrow D^{*-}D_s^+(X)$ is reduced by taking into account the resonant structure of the 3π system. The τ^+ lepton decays to 3π final states predominantly through the $a_1(1260)^+ \rightarrow \rho^0\pi^+$ decay. By contrast, the D_s^+ meson decays to 3π final states predominantly through the η and η' resonances. These and other features are exploited by means of a boosted decision tree (BDT) [35,36], as described in Ref. [15]. The BDT response in the simulation is validated using three control samples: a $B \rightarrow D^{*-}D_s^+(X)$ data sample, which is obtained by using partial reconstruction under the background hypothesis; a $B \rightarrow D^{*-}D^0(X)$ data sample, with the subsequent $D^0 \rightarrow K^-3\pi$ decay, which is obtained by removing the charged-particle isolation criterion and requiring a particle satisfying kaon identification criteria with an origin at the 3π vertex; and a $B \rightarrow D^{*-}D^+(X)$ data sample, with $D^+ \rightarrow K^-\pi^+\pi^+$, which is obtained replacing the negative pion with a candidate identified as a kaon. For all these samples, good agreement between the data and simulation is observed in the distributions of the variables used in the BDT. These control samples are also used to correct the simulation to reproduce the expected distributions of the fit variables in data.

The yield of the normalization mode is determined by fitting the invariant mass distribution of the $D^{*-}3\pi$ system

around the known B^0 mass [37] for candidates in the normalization sample. The fitting function of the normalization channel is the sum of a Gaussian function and a Crystal Ball function [38]. An exponential function is used for the combinatorial background. All parameters are floating in the fit. A total of $N_{\text{norm}} = 17660 \pm 158$ candidates are found, where a small contribution of $151 \pm 22 B^0 \rightarrow D^{*-}D_s^+(\rightarrow 3\pi)$ decays has been accounted for in the yield and uncertainty. The latter component is estimated by fitting the 3π mass distribution for candidates with a reconstructed B^0 mass in a window around the known value.

The signal yield is obtained from a three-dimensional binned fit to the data, in a region of the BDT output enriched in signal decays. The fit dimensions are q^2 , t_τ , and the BDT output. Several components enter in the fit: in particular, a signal component which also accounts for higher-mass charm-meson states; background components due to $B \rightarrow D^{*-}D_s^+(X)$, $B \rightarrow D^{*-}D^+(X)$, and $B \rightarrow D^{*-}D^0(X)$ decays; a residual contribution from $B \rightarrow D^{*-}3\pi X$ decays; and a combinatorial background.

The signal template is the sum of two terms, due to $\tau^+ \rightarrow 3\pi\bar{\nu}_\tau$ and $\tau^+ \rightarrow 3\pi\pi^0\bar{\nu}_\tau$ decays, where the relative ratio between these components is fixed according to their branching fractions and simulation-derived selection efficiencies. A contribution due to $B \rightarrow D^{**}\tau^+\nu_\tau$ decays, where D^{**} denotes P -wave charm mesons or any higher mass states, with the D^{*-} being produced in the D^{**} decay chain, is also related to the signal yield through a proportionality factor derived from Ref. [39]. A data sample where the narrow $D_1^0(2420)$ and $D_2^{*0}(2460)$ resonances are reconstructed in their $D^*\pi$ decays is used to validate the simulation.

The background originating from decays of B mesons into $D^{*-}D_s^+(X)$ final states is divided into contributions from $B^0 \rightarrow D^{*-}D_s^+$, $B^0 \rightarrow D^{*-}D_s^{*+}$, $B^0 \rightarrow D^{*-}D_{s0}^{*+}(2317)$, $B^0 \rightarrow D^{*-}D_{s1}^+(2460)$, $B \rightarrow D^{**}D_s^+X$, and $B_s^0 \rightarrow D^{*-}D_s^+X$. The relative yield of each of these processes is constrained in the final fit using the results of an auxiliary fit, shown in Fig. 2, to the $D^{*-}3\pi$ invariant mass. The fit is performed on a control sample of data obtained by reconstructing the $D_s^+ \rightarrow \pi^+\pi^-\pi^+$ decay.

The D_s^+ decay model used in the simulation does not accurately describe the data because of the limited knowledge of the D_s^+ decay amplitude to $3\pi X$ final states. Therefore, the contribution of the background from D_s^+ decays is determined from the data in a control region, selected by the BDT output, where this background is abundant. In this region, the distributions of the minimum and maximum invariant masses of the oppositely charged pions, $\min[m(\pi^+\pi^-)]$ and $\max[m(\pi^+\pi^-)]$, the invariant mass of the same-charge pion pair, and that of the 3π system are fitted simultaneously in order to determine the contributions from different D_s^+ final states. These are grouped in four categories. The first (second) includes D_s^+ decays into $\eta\pi$ or $\eta\rho$ ($\eta'\pi$ or $\eta'\rho$), where at least one pion

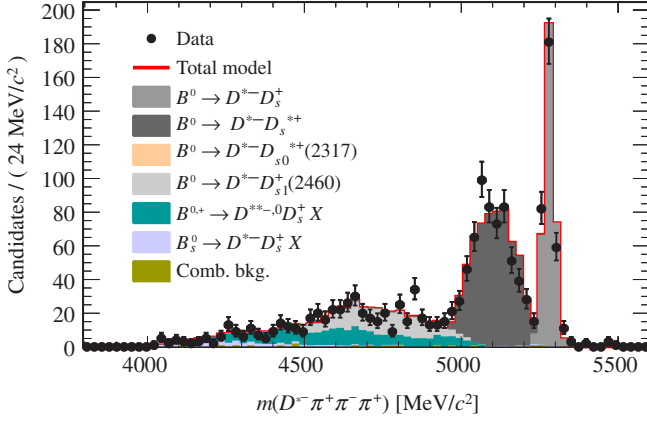


FIG. 2. Results from the fit to the invariant mass of the $D^{*-}D_s^+$ pair for the $D^{*-}D_s^+(X)$ data control sample, with $D_s^+ \rightarrow 3\pi$. The components contributing to the fit model are indicated in the legend.

originates from the η (η') decay. The third category contains D_s^+ decays where at least one pion originates from another intermediate resonance such as an ω or ϕ meson, $D_s^+ \rightarrow 3\pi X$ decays where none of the three pions originates from an intermediate resonance, and $D_s^+ \rightarrow \tau^+(\rightarrow 3\pi\bar{\nu}_\tau)\nu_\tau$ decays. The fourth category consists of backgrounds without D_s^+ mesons. Figure 3 shows, as an example, the distribution of $\min[m(\pi^+\pi^-)]$ and the resulting fit components. The results obtained by the fit in this region of BDT output are used to compute weights for each D_s^+ decay mode, to be applied to the simulation. The templates used for these decays in the BDT output region considered in the final fit are then recomputed by taking from the simulation the relative proportion between the yields in the two regions of the BDT output for each decay mode.

Background originating from $B \rightarrow D^{*-}D^0X$ decays is subdivided into two contributions, depending on whether the 3π system originates from the same D^0 vertex or one pion originates from the D^0 vertex and the other two from elsewhere. The contribution of the former background is

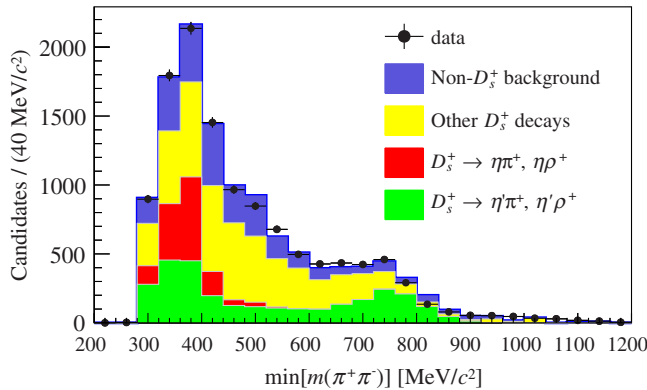


FIG. 3. Distribution of $\min[m(\pi^+\pi^-)]$ for a sample enriched in $B \rightarrow D^{*-}D_s^+(X)$ decays, obtained by requiring the BDT output below a threshold. The different fit components are indicated in the legend.

constrained by the yield obtained from the $B \rightarrow D^{*-}D^0(X)$ control sample. The template shape is also validated using this control sample. The yield of the other $B \rightarrow D^{*-}D^0X$ background component is a free parameter in the fit, while its shape is taken from the simulation. The yield of the $B \rightarrow D^{*-}D^+X$ background is also a free parameter. The template shape is validated using the corresponding control sample. A residual background from $B \rightarrow D^{*-}3\pi X$ modes is included in the fit. The yields of these components are constrained by those measured from a data sample enriched with $B \rightarrow D^{*-}3\pi X$ decays in which the distance of the B vertex from the PV exceeds that of the 3π .

The combinatorial background is divided into two contributions, depending on whether the background contains a real $D^{*-} \rightarrow \bar{D}^0\pi^-$ decay chain or not. In the first case, the D^{*-} and the 3π systems are required to originate from different B decays. The templates for this background are taken from the simulation. A sample of candidates where the D^{*-} and the 3π systems have the same charge is used to normalize the data and simulation in the region where the $D^{*-}3\pi$ mass is above the known B mass. The background not including a real D^{*-} decay chain is parametrized and constrained using candidates outside a window around the known \bar{D}^0 mass.

The results of the fit are shown in Fig. 4. The global χ^2 of the fit is 1.15 per degree of freedom, after taking into account the statistical fluctuation in the simulation templates. The signal yield is corrected for a small bias of 40 candidates, due to the finite size of the templates from the simulation, as detailed below, giving $N_{\text{sig}} = 1296 \pm 86$ candidates. The result

$$\mathcal{K}(D^{*-}) = 1.97 \pm 0.13(\text{stat}) \pm 0.18(\text{syst})$$

is determined from Eq. (1), where the efficiencies for events within LHCb acceptance are (0.39×10^{-3}) and (1.36×10^{-3}) for signal and normalization modes, respectively, are taken from the simulation, and an effective sum $(13.81 \pm 0.07)\%$ of the branching fractions for the $\tau^+ \rightarrow 3\pi\bar{\nu}_\tau$ and $\tau^+ \rightarrow 3\pi\pi^0\bar{\nu}_\tau$ decays is used to account for the different selection efficiencies between the two modes and small feeddown from other τ decays. A correction factor 1.056 ± 0.025 has also been applied to account for discrepancies between the data and simulation and for a small feeddown contribution from $B_s^0 \rightarrow D_s^{*-}\tau^+\nu_\tau$ decays, where $D_s^{*-} \rightarrow D^{*-}K^0$.

The branching fraction

$$\mathcal{B}(B^0 \rightarrow D^{*-}\tau^+\nu_\tau) = [1.42 \pm 0.094(\text{stat}) \pm 0.129(\text{syst}) \pm 0.054(\text{ext})] \times 10^{-2}$$

is obtained by using $\mathcal{B}(B^0 \rightarrow D^{*-}3\pi) = (7.214 \pm 0.28) \times 10^{-3}$, the weighted average of the LHCb [16], BABAR [17], and Belle [18] measurements. Finally, the ratio of branching fractions

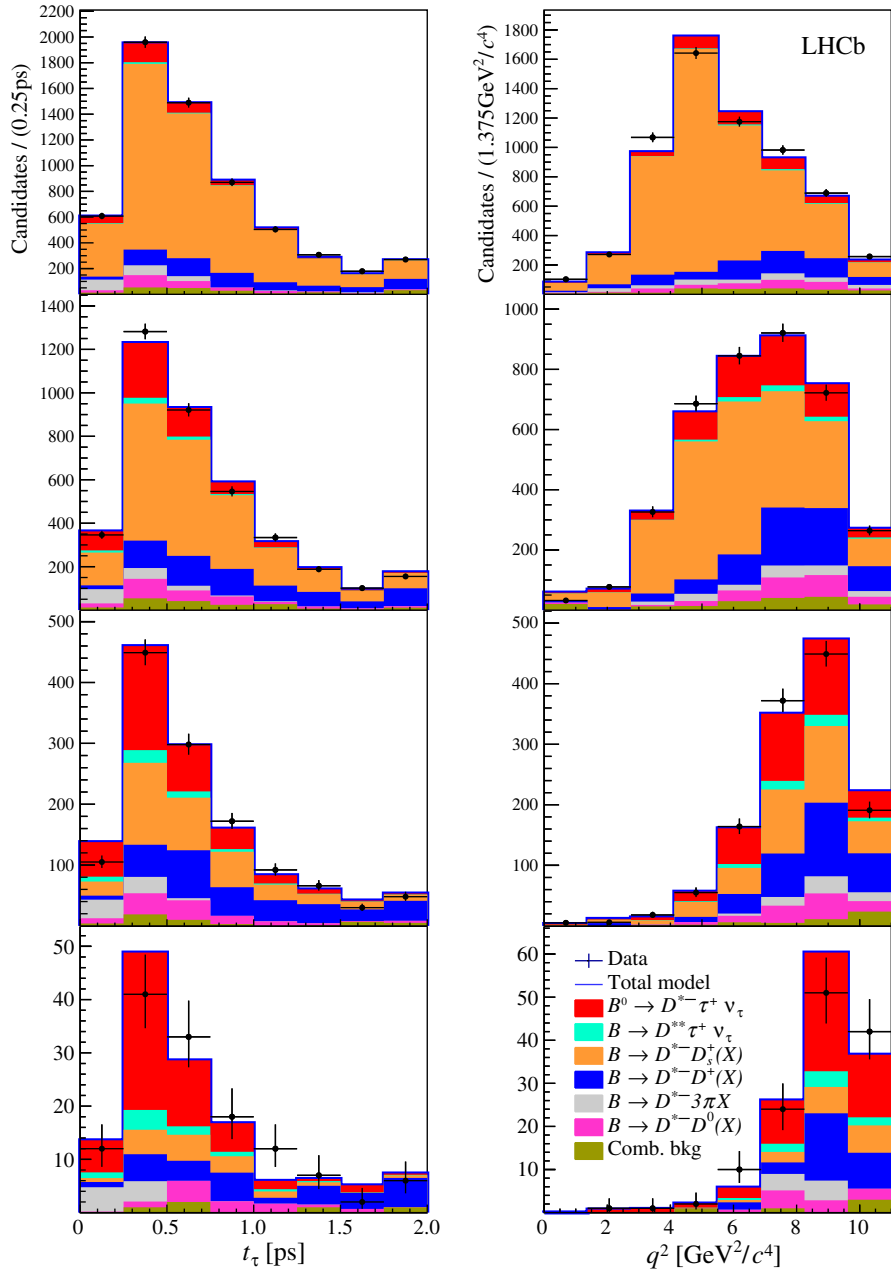


FIG. 4. Distributions of (left) t_τ and (right) q^2 in four different BDT bins, with t_τ increasing values of the BDT response from top to bottom. The various fit components are described in the legend.

$$\mathcal{R}(D^{*-}) = 0.291 \pm 0.019(\text{stat}) \pm 0.026(\text{syst}) \pm 0.013(\text{ext})$$

is obtained by using $\mathcal{B}(B^0 \rightarrow D^{*-}\mu^+\nu_\mu) = (4.88 \pm 0.10) \times 10^{-2}$ from Ref. [14]. In both results, the third uncertainty is due to the limited knowledge of the external branching fractions.

Systematic uncertainties on $\mathcal{R}(D^{*-})$ are reported in Table I. The uncertainty due to the limited size of the simulated samples is computed by repeatedly sampling each template with a bootstrap procedure, performing the fit, and taking the standard deviation of the results obtained.

Empty bins in the templates used in the fit also introduce a positive bias of 3% in the determination of the signal yield. This corresponds to a correction of 40 candidates, with an uncertainty of 1.3%. The limited size of the simulated samples also contributes to the systematic uncertainty on the efficiencies for signal and normalization modes.

The systematic uncertainty associated with the signal decay model derives from the limited knowledge of the form factors and the τ polarization, from possible contributions from other τ decay modes, and from the relative branching fractions and selection efficiencies of $\tau^+ \rightarrow 3\pi\pi^0\bar{\nu}_\tau$ and $\tau^+ \rightarrow 3\pi\bar{\nu}_\tau$ decays. Uncertainties due to the

TABLE I. Relative systematic uncertainties on $\mathcal{R}(D^{*-})$.

Source	$\delta R(D^{*-})/R(D^{*-})$ [%]
Simulated sample size	4.7
Empty bins in templates	1.3
Signal decay model	1.8
$D^{**}\tau\nu$ and $D_s^{**}\tau\nu$ feeddowns	2.7
$D_s^+ \rightarrow 3\pi X$ decay model	2.5
$B \rightarrow D^{*-}D_s^+X$, $B \rightarrow D^{*-}D^+X$, $B \rightarrow D^{*-}D^0X$ backgrounds	3.9
Combinatorial background	0.7
$B \rightarrow D^{*-}3\pi X$ background	2.8
Efficiency ratio	3.9
Normalization channel efficiency (modeling of $B^0 \rightarrow D^{*-}3\pi$)	2.0
Total uncertainty	9.1

knowledge of the $D^{**}\tau^+\nu_\tau$ contribution to the signal yield are estimated using a control sample, where one additional charged pion originating from the B vertex is identified. The observed yield of the narrow $D_1(2420)^0$ resonance is used to infer a 40% uncertainty on the yield of $D^{**}\tau^+\nu_\tau$ decays relative to that of the signal. A systematic uncertainty is also assigned to take into account the feeddown from B_s^0 decays into $D_s^{*-}\tau^+\nu_\tau$.

The uncertainty due to the knowledge of the D_s^+ decay model is estimated by repeatedly varying the correction factors of the templates within their uncertainties, as determined from the associated control sample, and performing the fit. The spread of the fit results is assigned as the corresponding systematic uncertainty. The template shapes of the $D^{*-}D_s^+$, $D^{*-}D^0$, and $D^{*-}D^+$ backgrounds depend on the dynamics of the corresponding decays. Empirical variations of the kinematic distribution are performed, and the spread of the fit results is taken as a systematic uncertainty. A similar procedure is applied to the template for the combinatorial background. Other sources of systematic uncertainty arise from the inaccuracy on the yields of the various background contributions and from the limited knowledge of the normalization modeling and the resonant structure of the residual background due to $B \rightarrow D^{*-}3\pi X$ decays.

Systematic effects on the efficiencies for signal and normalization partially cancel in the ratio. The trigger efficiency depends on the distributions of the decay time of the 3π system and the invariant mass of the $D^{*-}3\pi$ system. These distributions differ between the signal and normalization modes, and the difference of the trigger efficiency for these two decays is taken into account.

In conclusion, the first measurement of $\mathcal{R}(D^{*-})$ with three-prong τ decays has been performed by using a technique that is complementary to all previous measurements of this quantity and offers the possibility to study other b -hadron decay modes in a similar way. The result, $\mathcal{R}(D^{*-}) = 0.291 \pm 0.019(\text{stat}) \pm 0.026(\text{syst}) \pm 0.013(\text{ext})$, is one of the most precise single measurements performed so

far. It is 1.1 standard deviations higher than the SM calculation (0.252 ± 0.003) of Ref. [1] and consistent with previous determinations. An average of this measurement with the LHCb result using $\tau^+ \rightarrow \mu^+\nu_\mu\bar{\nu}_\tau$ decays [12], accounting for small correlations due to form factors, τ polarization, and $D^{**}\tau^+\nu_\tau$ feeddown, gives $\mathcal{R}(D^{*-}) = 0.31 \pm 0.016(\text{stat}) \pm 0.021(\text{syst})$, consistent with the world average and 2.2 standard deviations above the SM prediction. The overall status of $\mathcal{R}(D)$ and $\mathcal{R}(D^*)$ measurements is reported in Ref. [14]. After the inclusion of this result, the combined discrepancy of $\mathcal{R}(D)$ and $\mathcal{R}(D^*)$ determinations with the SM prediction is 4.1 standard deviations.

We express our gratitude to our colleagues in the CERN accelerator departments for the excellent performance of the LHC. We thank the technical and administrative staff at the LHCb institutes. We acknowledge support from CERN and from the national agencies: CAPES, CNPq, FAPERJ, and FINEP (Brazil); MOST and NSFC (China); CNRS/IN2P3 (France); BMBF, DFG, and MPG (Germany); INFN (Italy); NWO (Netherlands); MNiSW and NCN (Poland); MEN/IFA (Romania); MinES and FASO (Russia); MinECo (Spain); SNSF and SER (Switzerland); NASU (Ukraine); STFC (United Kingdom); NSF (USA). We acknowledge the computing resources that are provided by CERN, IN2P3 (France), KIT and DESY (Germany), INFN (Italy), SURF (Netherlands), PIC (Spain), GridPP (United Kingdom), RRCKI and Yandex LLC (Russia), CSCS (Switzerland), IFIN-HH (Romania), CBPF (Brazil), PL-GRID (Poland), and OSC (USA). We are indebted to the communities behind the multiple open-source software packages on which we depend. Individual groups or members have received support from AvH Foundation (Germany), EPLANET, Marie Skłodowska-Curie Actions, and ERC (European Union), ANR, Labex P2IO, ENIGMASS and OCEVU, and Région Auvergne-Rhône-Alpes (France), RFBR and Yandex LLC (Russia), GVA, XuntaGal, and GENCAT (Spain), and Herchel Smith Fund, the Royal Society, the English-Speaking Union, and the Leverhulme Trust (United Kingdom).

-
- [1] S. Fajfer, J. F. Kamenik, and I. Nisandzic, On the $B \rightarrow D^{*}\tau\bar{\nu}_\tau$ sensitivity to new physics, *Phys. Rev. D* **85**, 094025 (2012).
 - [2] D. Bigi and P. Gambino, Revisiting $B \rightarrow D\ell\nu$, *Phys. Rev. D* **94**, 094008 (2016).
 - [3] F. U. Bernlochner, Z. Ligeti, M. Papucci, and D. J. Robinson, Combined analysis of semileptonic B decays to D and D^* : $R(D^{(*)})$, $|V_{cb}|$, and new physics, *Phys. Rev. D* **95**, 115008 (2017).
 - [4] S. Jaiswal, S. Nandi, and S. K. Patra, Extraction of $|V_{cb}|$ from $B \rightarrow D^{(*)}\ell\nu_\ell$ and the Standard Model predictions of $R(D^{(*)})$, *J. High Energy Phys.* **12** (2017) 060.
 - [5] M. Tanaka, Charged Higgs effects on exclusive semitauonic B decays, *Z. Phys. C* **67**, 321 (1995).

- [6] W. Buchmüller, R. Rückl, and D. Wyler, Leptoquarks in lepton-quark collisions, *Phys. Lett. B* **191**, 442 (1987); Erratum, *Phys. Lett. B* **448**, 320 (1999).
- [7] S. Davidson, D. C. Bailey, and B. A. Campbell, Model independent constraints on leptoquarks from rare processes, *Z. Phys. C* **61**, 613 (1994).
- [8] J. P. Lees *et al.* (BABAR Collaboration), Evidence for an Excess of $\bar{B} \rightarrow D^* \tau^- \bar{\nu}_\tau$ Decays, *Phys. Rev. Lett.* **109**, 101802 (2012).
- [9] J. P. Lees *et al.* (BABAR Collaboration), Measurement of an excess of $\bar{B} \rightarrow D^{(*)} \tau^- \bar{\nu}_\tau$ decays and implications for charged Higgs bosons, *Phys. Rev. D* **88**, 072012 (2013).
- [10] M. Huschle *et al.* (Belle Collaboration), Measurement of the branching ratio of $\bar{B} \rightarrow D^{(*)} \tau^- \bar{\nu}_\tau$ relative to $\bar{B} \rightarrow D^{(*)} \ell^- \bar{\nu}_\ell$ decays with hadronic tagging at Belle, *Phys. Rev. D* **92**, 072014 (2015).
- [11] Y. Sato *et al.* (Belle Collaboration), Measurement of the branching ratio of $\bar{B}^0 \rightarrow D^{*+} \tau^- \bar{\nu}_\tau$ relative to $\bar{B}^0 \rightarrow D^{*+} \ell^- \bar{\nu}_\ell$ decays with a semileptonic tagging method, *Phys. Rev. D* **94**, 072007 (2016).
- [12] R. Aaij *et al.* (LHCb Collaboration), Measurement of the Ratio of Branching Fractions $\mathcal{B}(\bar{B}^0 \rightarrow D^{*+} \tau^- \bar{\nu}_\tau) / \mathcal{B}(\bar{B}^0 \rightarrow D^{*+} \mu^- \bar{\nu}_\mu)$, *Phys. Rev. Lett.* **115**, 111803 (2015); Publisher's Note, *Phys. Rev. Lett.* **115**, 159901 (2015).
- [13] S. Hirose *et al.* (Belle Collaboration), Measurement of the τ Lepton Polarization and $R(D^*)$ in the Decay $\bar{B} \rightarrow D^* \tau^- \bar{\nu}_\tau$, *Phys. Rev. Lett.* **118**, 211801 (2017).
- [14] Y. Amhis *et al.* (Heavy Flavor Averaging Group), Averages of b -hadron, c -hadron, and τ -lepton properties as of summer 2016, *Eur. Phys. J. C* **77**, 895 (2017); updated results and plots available at <https://hflav.web.cern.ch>.
- [15] R. Aaij *et al.* (LHCb Collaboration), Test of lepton flavor universality by the measurement of the $B^0 \rightarrow D^{*+} \tau^+ \nu_\tau$ branching fraction using three-prong τ decays, *Phys. Rev. D* **97**, 072013 (2018).
- [16] R. Aaij *et al.* (LHCb Collaboration), Study of $B^0 \rightarrow D^{*+} \pi^+ \pi^- \pi^+$ and $B^0 \rightarrow D^{*+} K^+ \pi^- \pi^+$ decays, *Phys. Rev. D* **87**, 092001 (2013).
- [17] J. P. Lees *et al.* (BABAR Collaboration), Measurement of the $B^0 \rightarrow D^{*+} \pi^+ \pi^- \pi^+$ branching fraction, *Phys. Rev. D* **94**, 091101 (2016).
- [18] G. Majumder *et al.* (Belle Collaboration), Observation of $B^0 \rightarrow D^{*+}(5\pi)^+$, $B^+ \rightarrow D^{*+}(4\pi)^{++}$ and $B^+ \rightarrow \bar{D}^{*0}(5\pi)^+$, *Phys. Rev. D* **70**, 111103 (2004).
- [19] V. V. Gligorov and M. Williams, Efficient, reliable and fast high-level triggering using a bonsai boosted decision tree, *J. Instrum.* **8**, P02013 (2013).
- [20] A. A. Alves, Jr. *et al.* (LHCb Collaboration), The LHCb detector at the LHC, *J. Instrum.* **3**, S08005 (2008).
- [21] R. Aaij *et al.* (LHCb Collaboration), LHCb detector performance, *Int. J. Mod. Phys. A* **30**, 1530022 (2015).
- [22] T. Sjöstrand, S. Mrenna, and P. Skands, PYTHIA 6.4 physics and manual, *J. High Energy Phys.* **05** (2006) 026; A brief introduction to PYTHIA 8.1, *Comput. Phys. Commun.* **178**, 852 (2008).
- [23] I. Belyaev *et al.*, Handling of the generation of primary events in Gauss, the LHCb simulation framework, *J. Phys. Conf. Ser.* **331**, 032047 (2011).
- [24] D. J. Lange, The EvtGen particle decay simulation package, *Nucl. Instrum. Methods Phys. Res., Sect. A* **462**, 152 (2001).
- [25] P. Golonka and Z. Was, PHOTOS Monte Carlo: A precision tool for QED corrections in Z and W decays, *Eur. Phys. J. C* **45**, 97 (2006).
- [26] N. Davidson, G. Nanava, T. Przedziński, E. Richter-Was, and Z. Was, Universal interface of TAUOLA technical and physics documentation, *Comput. Phys. Commun.* **183**, 821 (2012).
- [27] I. M. Nugent, T. Przedziński, P. Roig, O. Shekhovtsova, and Z. Was, Resonance chiral Lagrangian currents and experimental data for $\tau^- \rightarrow \pi^- \pi^+ \pi^0 \nu_\tau$, *Phys. Rev. D* **88**, 093012 (2013).
- [28] I. M. Nugent *et al.* (BABAR Collaboration), Invariant mass spectra of $\tau^- \rightarrow h^- h^+ \nu_\tau$ decays, *Nucl. Phys. B, Proc. Suppl.* **253–255**, 38 (2014).
- [29] J. Allison *et al.* (Geant4 Collaboration), Geant4 developments and applications, *IEEE Trans. Nucl. Sci.* **53**, 270 (2006); S. Agostinelli *et al.* (Geant4 Collaboration), Geant4: A simulation toolkit, *Nucl. Instrum. Methods Phys. Res., Sect. A* **506**, 250 (2003).
- [30] M. Clemencic, G. Corti, S. Easo, C. R. Jones, S. Miglioranza, M. Pappagallo, and P. Robbe, The LHCb simulation application, Gauss: Design, evolution and experience, *J. Phys. Conf. Ser.* **331**, 032023 (2011).
- [31] I. Caprini, L. Lellouch, and M. Neubert, Dispersive bounds on the shape of $\bar{B} \rightarrow D^* \ell \bar{\nu}$ form-factors, *Nucl. Phys.* **B530**, 153 (1998).
- [32] J. G. Korner and G. A. Schuler, Exclusive semileptonic heavy meson decays including lepton mass effects, *Z. Phys. C* **46**, 93 (1990).
- [33] R. Aaij *et al.*, The LHCb trigger and its performance in 2011, *J. Instrum.* **8**, P04022 (2013).
- [34] W. D. Hulsbergen, Decay chain fitting with a Kalman filter, *Nucl. Instrum. Methods Phys. Res., Sect. A* **552**, 566 (2005).
- [35] L. Breiman, J. H. Friedman, R. A. Olshen, and C. J. Stone, *Classification and Regression Trees* (Wadsworth International Group, Belmont, CA, 1984).
- [36] Y. Freund and R. E. Schapire, A decision-theoretic generalization of on-line learning and an application to boosting, *J. Comput. Syst. Sci.* **55**, 119 (1997).
- [37] C. Patrignani *et al.* (Particle Data Group), Review of particle physics, *Chin. Phys. C* **40**, 100001 (2016), and 2017 update.
- [38] T. Skwarnicki, Ph.D. thesis, Institute of Nuclear Physics, 1986, Report No. DESY-F31-86-02.
- [39] D. Scora and N. Isgur, Semileptonic meson decays in the quark model: An update, *Phys. Rev. D* **52**, 2783 (1995).

R. Aaij,⁴⁰ B. Adeva,³⁹ M. Adinolfi,⁴⁸ Z. Ajaltouni,⁵ S. Akar,⁵⁹ J. Albrecht,¹⁰ F. Alessio,⁴⁰ M. Alexander,⁵³
 A. Alfonso Alberro,³⁸ S. Ali,⁴³ G. Alkhazov,³¹ P. Alvarez Cartelle,⁵⁵ A. A. Alves Jr.,⁵⁹ S. Amato,² S. Amerio,²³ Y. Amhis,⁷

L. An,³ L. Anderlini,¹⁸ G. Andreassi,⁴¹ M. Andreotti,^{17,a} J. E. Andrews,⁶⁰ R. B. Appleby,⁵⁶ F. Archilli,⁴³ P. d'Argent,¹² J. Arnau Romeu,⁶ A. Artamonov,³⁷ M. Artuso,⁶¹ E. Aslanides,⁶ G. Auriemma,²⁶ M. Baalouch,⁵ I. Babuschkin,⁵⁶ S. Bachmann,¹² J. J. Back,⁵⁰ A. Badalov,^{38,b} C. Baesso,⁶² S. Baker,⁵⁵ V. Balagura,^{7,c} W. Baldini,¹⁷ A. Baranov,³⁵ R. J. Barlow,⁵⁶ C. Barschel,⁴⁰ S. Barsuk,⁷ W. Barter,⁵⁶ F. Baryshnikov,³² V. Batozskaya,²⁹ V. Battista,⁴¹ A. Bay,⁴¹ L. Beaucourt,⁴ J. Beddow,⁵³ F. Bedeschi,²⁴ I. Bediaga,¹ A. Beiter,⁶¹ L. J. Bel,⁴³ N. Belyi,⁶³ V. Bellee,⁴¹ N. Belloli,^{21,d} K. Belous,³⁷ I. Belyaev,³² E. Ben-Haim,⁸ G. Bencivenni,¹⁹ S. Benson,⁴³ S. Beranek,⁹ A. Berezhnoy,³³ R. Bernet,⁴² D. Berninghoff,¹² E. Bertholet,⁸ A. Bertolin,²³ C. Betancourt,⁴² F. Betti,¹⁵ M.-O. Bettler,⁴⁰ M. van Beuzekom,⁴³ Ia. Bezshyiko,⁴² S. Bifani,⁴⁷ P. Billoir,⁸ A. Birnkraut,¹⁰ A. Bitadze,⁵⁶ A. Bizzeti,^{18,e} M. Bjørn,⁵⁷ T. Blake,⁵⁰ F. Blanc,⁴¹ J. Blouw,¹¹ S. Blusk,⁶¹ V. Bocci,²⁶ T. Boettcher,⁵⁸ A. Bondar,^{36,f} N. Bondar,³¹ W. Bonivento,¹⁶ I. Bordyuzhin,³² A. Borgheresi,^{21,d} S. Borghi,⁵⁶ M. Borisyak,³⁵ M. Borsato,³⁹ F. Bossu,⁷ M. Boubdir,⁹ T. J. V. Bowcock,⁵⁴ E. Bowen,⁴² C. Bozzi,^{17,40} S. Braun,¹² T. Britton,⁶¹ J. Brodzicka,²⁷ D. Brundu,¹⁶ E. Buchanan,⁴⁸ C. Burr,⁵⁶ A. Bursche,^{16,g} J. Buytaert,⁴⁰ W. Byczynski,⁴⁰ S. Cadeddu,¹⁶ H. Cai,⁶⁴ R. Calabrese,^{17,a} R. Calladine,⁴⁷ M. Calvi,^{21,d} M. Calvo Gomez,^{38,b} A. Camboni,^{38,b} P. Campana,¹⁹ D. H. Campora Perez,⁴⁰ L. Capriotti,⁵⁶ A. Carbone,^{15,h} G. Carboni,^{25,i} R. Cardinale,^{20,j} A. Cardini,¹⁶ P. Carniti,^{21,d} L. Carson,⁵² K. Carvalho Akiba,² G. Casse,⁵⁴ L. Cassina,²¹ L. Castillo Garcia,⁴¹ M. Cattaneo,⁴⁰ G. Cavallero,^{20,40,j} R. Cenci,^{24,k} D. Chamont,⁷ M. G. Chapman,⁴⁸ M. Charles,⁸ Ph. Charpentier,⁴⁰ G. Chatzikonstantinidis,⁴⁷ M. Chefdeville,⁴ S. Chen,⁵⁶ S. F. Cheung,⁵⁷ S.-G. Chitic,⁴⁰ V. Chobanova,³⁹ M. Chruszcz,^{42,27} A. Chubykin,³¹ P. Ciambrone,¹⁹ X. Cid Vidal,³⁹ G. Ciezarek,⁴³ P. E. L. Clarke,⁵² M. Clemencic,⁴⁰ H. V. Cliff,⁴⁹ J. Closier,⁴⁰ V. Coco,⁵⁹ J. Cogan,⁶ E. Cogneras,⁵ V. Cogoni,^{16,g} L. Cojocariu,³⁰ P. Collins,⁴⁰ T. Colombo,⁴⁰ A. Comerma-Montells,¹² A. Contu,⁴⁰ A. Cook,⁴⁸ G. Coombs,⁴⁰ S. Coquereau,³⁸ G. Corti,⁴⁰ M. Corvo,^{17,a} C. M. Costa Sobral,⁵⁰ B. Couturier,⁴⁰ G. A. Cowan,⁵² D. C. Craik,⁵² A. Crocombe,⁵⁰ M. Cruz Torres,⁶² R. Currie,⁵² C. D'Ambrosio,⁴⁰ F. Da Cunha Marinho,² E. Dall'Occo,⁴³ J. Dalseno,⁴⁸ A. Davis,³ O. De Aguiar Francisco,⁵⁴ K. De Bruyn,⁶ S. De Capua,⁵⁶ M. De Cian,¹² J. M. De Miranda,¹ L. De Paula,² M. De Serio,^{14,l} P. De Simone,¹⁹ C. T. Dean,⁵³ D. Decamp,⁴ L. Del Buono,⁸ H.-P. Dembinski,¹¹ M. Demmer,¹⁰ A. Dendek,²⁸ D. Derkach,³⁵ O. Deschamps,⁵ F. Dettori,⁵⁴ B. Dey,⁶⁵ A. Di Canto,⁴⁰ P. Di Nezza,¹⁹ H. Dijkstra,⁴⁰ F. Dordei,⁴⁰ M. Dorigo,⁴⁰ A. Dosil Suárez,³⁹ L. Douglas,⁵³ A. Dovbnya,⁴⁵ K. Dreimanis,⁵⁴ L. Dufour,⁴³ G. Dujany,⁸ K. Dungs,⁴⁰ P. Durante,⁴⁰ R. Dzhelezhyan,³⁷ M. Dziewiecki,¹² A. Dziurda,⁴⁰ A. Dzyuba,³¹ N. Déleage,⁴ S. Easo,⁵¹ M. Ebert,⁵² U. Egede,⁵⁵ V. Egorychev,³² S. Eidelman,^{36,f} S. Eisenhardt,⁵² U. Eitschberger,¹⁰ R. Ekelhof,¹⁰ L. Eklund,⁵³ S. Ely,⁶¹ S. Esen,¹² H. M. Evans,⁴⁹ T. Evans,⁵⁷ A. Falabella,¹⁵ N. Farley,⁴⁷ S. Farry,⁵⁴ R. Fay,⁵⁴ D. Fazzini,^{21,d} L. Federici,²⁵ D. Ferguson,⁵² G. Fernandez,³⁸ P. Fernandez Declara,⁴⁰ A. Fernandez Prieto,³⁹ F. Ferrari,¹⁵ F. Ferreira Rodrigues,² M. Ferro-Luzzi,⁴⁰ S. Filippov,³⁴ R. A. Fini,¹⁴ M. Fiore,^{17,a} M. Fiorini,^{17,a} M. Firllej,²⁸ C. Fitzpatrick,⁴¹ T. Fiutowski,²⁸ F. Fleuret,^{7,c} K. Fohl,⁴⁰ M. Fontana,^{16,40} F. Fontanelli,^{20,j} D. C. Forshaw,⁶¹ R. Forty,⁴⁰ V. Franco Lima,⁵⁴ M. Frank,⁴⁰ C. Frei,⁴⁰ J. Fu,^{22,m} W. Funk,⁴⁰ E. Furfaro,^{25,i} C. Färber,⁴⁰ E. Gabriel,⁵² A. Gallas Torreira,³⁹ D. Galli,^{15,h} S. Gallorini,²³ S. Gambetta,⁵² M. Gandelman,² P. Gandini,⁵⁷ Y. Gao,³ L. M. Garcia Martin,⁷⁰ J. García Pardiñas,³⁹ J. Garra Tico,⁴⁹ L. Garrido,³⁸ P. J. Garsed,⁴⁹ D. Gascon,³⁸ C. Gaspar,⁴⁰ L. Gavardi,¹⁰ G. Gazzoni,⁵ D. Gerick,¹² E. Gersabeck,¹² M. Gersabeck,⁵⁶ T. Gershon,⁵⁰ Ph. Ghez,⁴ S. Gianì,⁴¹ V. Gibson,⁴⁹ O. G. Girard,⁴¹ L. Giubega,³⁰ K. Gizdov,⁵² V. V. Gligorov,⁸ D. Golubkov,³² A. Golutvin,^{55,40} A. Gomes,^{1,n} I. V. Gorelov,³³ C. Gotti,^{21,d} E. Govorkova,⁴³ J. P. Grabowski,¹² R. Graciani Diaz,³⁸ L. A. Granado Cardoso,⁴⁰ E. Graugés,³⁸ E. Graverini,⁴² G. Graziani,¹⁸ A. Grecu,³⁰ R. Greim,⁹ P. Griffith,¹⁶ L. Grillo,^{21,40,d} L. Gruber,⁴⁰ B. R. Gruberg Cazon,⁵⁷ O. Grünberg,⁶⁷ E. Gushchin,³⁴ Yu. Guz,³⁷ T. Gys,⁴⁰ C. Göbel,⁶² T. Hadavizadeh,⁵⁷ C. Hadjivasiliou,⁵ G. Haefeli,⁴¹ C. Haen,⁴⁰ S. C. Haines,⁴⁹ B. Hamilton,⁶⁰ X. Han,¹² T. H. Hancock,⁵⁷ S. Hansmann-Menzemer,¹² N. Harnew,⁵⁷ S. T. Harnew,⁴⁸ J. Harrison,⁵⁶ C. Hasse,⁴⁰ M. Hatch,⁴⁰ J. He,⁶³ M. Hecker,⁵⁵ K. Heinicke,¹⁰ A. Heister,⁹ K. Hennessy,⁵⁴ P. Henrard,⁵ L. Henry,⁷⁰ E. van Herwijnen,⁴⁰ M. Heß,⁶⁷ A. Hicheur,² D. Hill,⁵⁷ C. Hombach,⁵⁶ P. H. Hopchev,⁴¹ Z. C. Huard,⁵⁹ W. Hulsbergen,⁴³ T. Humair,⁵⁵ M. Hushchyn,³⁵ D. Hutchcroft,⁵⁴ P. Ibis,¹⁰ M. Idzik,²⁸ P. Ilten,⁵⁸ R. Jacobsson,⁴⁰ J. Jalocha,⁵⁷ E. Jans,⁴³ A. Jawahery,⁶⁰ F. Jiang,³ M. John,⁵⁷ D. Johnson,⁴⁰ C. R. Jones,⁴⁹ C. Joram,⁴⁰ B. Jost,⁴⁰ N. Jurik,⁵⁷ S. Kandybei,⁴⁵ M. Karacson,⁴⁰ J. M. Kariuki,⁴⁸ S. Karodia,⁵³ N. Kazeev,³⁵ M. Kecke,¹² M. Kelsey,⁶¹ M. Kenzie,⁴⁹ T. Ketel,⁴⁴ E. Khairullin,³⁵ B. Khanji,¹² C. Khurewathanakul,⁴¹ T. Kim,⁹ S. Klaver,⁵⁶ K. Klimaszewski,²⁹ T. Klimkovich,¹¹ S. Koliiev,⁴⁶ M. Kolpin,¹² I. Komarov,⁴¹ R. Kopečna,¹² P. Koppenburg,⁴³ A. Kosmyntseva,³² S. Kotriakhova,³¹ M. Kozeiha,⁵ L. Kravchuk,³⁴ M. Kreps,⁵⁰ P. Krokovny,^{36,f} F. Kruse,¹⁰ W. Krzemien,²⁹ W. Kucewicz,^{27,o} M. Kucharczyk,²⁷ V. Kudryavtsev,^{36,f} A. K. Kuonen,⁴¹ K. Kurek,²⁹ T. Kvaratskheliya,^{32,40} D. Lacarrere,⁴⁰ G. Lafferty,⁵⁶ A. Lai,¹⁶ G. Lanfranchi,¹⁹ C. Langenbruch,⁹ T. Latham,⁵⁰ C. Lazzeroni,⁴⁷ R. Le Gac,⁶ J. van Leerdam,⁴³ A. Leflat,^{33,40} J. Lefrançois,⁷ R. Lefèvre,⁵ F. Lemaître,⁴⁰ E. Lemos Cid,³⁹ O. Leroy,⁶ T. Lesiak,²⁷ B. Leverington,¹² P.-R. Li,⁶³ T. Li,³ Y. Li,⁷

Z. Li,⁶¹ T. Likhomanenko,^{35,68} R. Lindner,⁴⁰ F. Lionetto,⁴² X. Liu,³ D. Loh,⁵⁰ A. Loi,¹⁶ I. Longstaff,⁵³ J. H. Lopes,² D. Lucchesi,^{23,p} M. Lucio Martinez,³⁹ H. Luo,⁵² A. Lupato,²³ E. Luppi,^{17,a} O. Lupton,⁴⁰ A. Lusiani,²⁴ X. Lyu,⁶³ F. Machefert,⁷ F. Maciuc,³⁰ V. Macko,⁴¹ P. Mackowiak,¹⁰ S. Maddrell-Mander,⁴⁸ O. Maev,^{31,40} K. Maguire,⁵⁶ D. Maisuzenko,³¹ M. W. Majewski,²⁸ S. Malde,⁵⁷ A. Malinin,⁶⁸ T. Maltsev,^{36,f} G. Manca,^{16,g} G. Mancinelli,⁶ P. Manning,⁶¹ D. Marangotto,^{22,m} J. Maratas,^{5,q} J. F. Marchand,⁴ U. Marconi,¹⁵ C. Marin Benito,³⁸ M. Marinangeli,⁴¹ P. Marino,^{24,k} J. Marks,¹² G. Martellotti,²⁶ M. Martin,⁶ M. Martinelli,⁴¹ D. Martinez Santos,³⁹ F. Martinez Vidal,⁷⁰ D. Martins Tostes,² L. M. Massacrier,⁷ A. Massafferri,¹ R. Matev,⁴⁰ A. Mathad,⁵⁰ Z. Mathe,⁴⁰ C. Matteuzzi,²¹ A. Mauri,⁴² E. Maurice,^{7,c} B. Maurin,⁴¹ A. Mazurov,⁴⁷ M. McCann,^{55,40} A. McNab,⁵⁶ R. McNulty,¹³ J. V. Mead,⁵⁴ B. Meadows,⁵⁹ C. Meaux,⁶ F. Meier,¹⁰ N. Meinert,⁶⁷ D. Melnychuk,²⁹ M. Merk,⁴³ A. Merli,^{22,40,m} E. Michielin,²³ D. A. Milanes,⁶⁶ E. Millard,⁵⁰ M.-N. Minard,⁴ L. Minzoni,¹⁷ D. S. Mitzel,¹² A. Mogini,⁸ J. Molina Rodriguez,¹ T. Mombächer,¹⁰ I. A. Monroy,⁶⁶ S. Monteil,⁵ M. Morandin,²³ M. J. Morello,^{24,k} O. Morgunova,⁶⁸ J. Moron,²⁸ A. B. Morris,⁵² R. Mountain,⁶¹ F. Muheim,⁵² M. Mulder,⁴³ M. Mussini,¹⁵ D. Müller,⁵⁶ J. Müller,¹⁰ K. Müller,⁴² V. Müller,¹⁰ P. Naik,⁴⁸ T. Nakada,⁴¹ R. Nandakumar,⁵¹ A. Nandi,⁵⁷ I. Nasteva,² M. Needham,⁵² N. Neri,^{22,40} S. Neubert,¹² N. Neufeld,⁴⁰ M. Neuner,¹² T. D. Nguyen,⁴¹ C. Nguyen-Mau,^{41,r} S. Nieswand,⁹ R. Niet,¹⁰ N. Nikitin,³³ T. Nikodem,¹² A. Nogay,⁶⁸ D. P. O'Hanlon,⁵⁰ A. Oblakowska-Mucha,²⁸ V. Obraztsov,³⁷ S. Ogilvy,¹⁹ R. Oldeman,^{16,g} C. J. G. Onderwater,⁷¹ A. Ossowska,²⁷ J. M. Otalora Goicochea,² P. Owen,⁴² A. Oyanguren,⁷⁰ P. R. Pais,⁴¹ A. Palano,^{14,l} M. Palutan,^{19,40} A. Papanestis,⁵¹ M. Pappagallo,^{14,l} L. L. Pappalardo,^{17,a} W. Parker,⁶⁰ C. Parkes,⁵⁶ G. Passaleva,¹⁸ A. Pastore,^{14,l} M. Patel,⁵⁵ C. Patrignani,^{15,h} A. Pearce,⁴⁰ A. Pellegrino,⁴³ G. Penso,²⁶ M. Pepe Altarelli,⁴⁰ S. Perazzini,⁴⁰ P. Perret,⁵ L. Pescatore,⁴¹ K. Petridis,⁴⁸ A. Petrolini,^{20,j} A. Petrov,⁶⁸ M. Petruzzo,^{22,m} E. Picatoste Olloqui,³⁸ B. Pietrzyk,⁴ M. Pikies,²⁷ D. Pinci,²⁶ F. Pisani,⁴⁰ A. Pistone,^{20,j} A. Piucci,¹² V. Placinta,³⁰ S. Playfer,⁵² M. Plo Casasus,³⁹ F. Polci,⁸ M. Poli Lener,¹⁹ A. Poluektov,^{50,36} I. Polyakov,⁶¹ E. Polycarpo,² G. J. Pomery,⁴⁸ S. Ponce,⁴⁰ A. Popov,³⁷ D. Popov,^{11,40} S. Poslavskii,³⁷ C. Potterat,² E. Price,⁴⁸ J. Prisciandaro,³⁹ C. Prouve,⁴⁸ V. Pugatch,⁴⁶ A. Puig Navarro,⁴² H. Pullen,⁵⁷ G. Punzi,^{24,s} W. Qian,⁵⁰ R. Quagliani,^{7,48} B. Quintana,⁵ B. Rachwal,²⁸ J. H. Rademacker,⁴⁸ M. Rama,²⁴ M. Ramos Pernas,³⁹ M. S. Rangel,² I. Raniuk,⁴⁵ F. Ratnikov,³⁵ G. Raven,⁴⁴ M. Ravonel Salzgeber,⁴⁰ M. Reboud,⁴ F. Redi,⁵⁵ S. Reichert,¹⁰ A. C. dos Reis,¹ C. Remon Alepuz,⁷⁰ V. Renaudin,⁷ S. Ricciardi,⁵¹ S. Richards,⁴⁸ M. Rihl,⁴⁰ K. Rinnert,⁵⁴ V. Rives Molina,³⁸ P. Robbe,⁷ A. B. Rodrigues,¹ E. Rodrigues,⁵⁹ J. A. Rodriguez Lopez,⁶⁶ P. Rodriguez Perez,⁵⁶ A. Rogozhnikov,³⁵ S. Roiser,⁴⁰ A. Rollings,⁵⁷ V. Romanovskiy,³⁷ A. Romero Vidal,³⁹ J. W. Ronayne,¹³ M. Rotondo,¹⁹ M. S. Rudolph,⁶¹ T. Ruf,⁴⁰ P. Ruiz Valls,⁷⁰ J. Ruiz Vidal,⁷⁰ J. J. Saborido Silva,³⁹ E. Sadykhov,³² N. Sagidova,³¹ B. Saitta,^{16,g} V. Salustino Guimaraes,¹ C. Sanchez Mayordomo,⁷⁰ B. Sanmartin Sedes,³⁹ R. Santacesaria,²⁶ C. Santamarina Rios,³⁹ M. Santimaria,¹⁹ E. Santovetti,^{25,i} G. Sarpis,⁵⁶ A. Sarti,²⁶ C. Satriano,^{26,t} A. Satta,²⁵ D. M. Saunders,⁴⁸ D. Savrina,^{32,33} S. Schael,⁹ M. Schellenberg,¹⁰ M. Schiller,⁵³ H. Schindler,⁴⁰ M. Schlupp,¹⁰ M. Schmelling,¹¹ T. Schmelzer,¹⁰ B. Schmidt,⁴⁰ O. Schneider,⁴¹ A. Schopper,⁴⁰ H. F. Schreiner,⁵⁹ K. Schubert,¹⁰ M. Schubiger,⁴¹ M.-H. Schune,⁷ R. Schwemmer,⁴⁰ B. Sciascia,¹⁹ A. Sciubba,^{26,u} A. Semennikov,³² A. Sergi,⁴⁷ N. Serra,⁴² J. Serrano,⁶ L. Sestini,²³ P. Seyfert,⁴⁰ M. Shapkin,³⁷ I. Shapoval,⁴⁵ Y. Shcheglov,³¹ T. Shears,⁵⁴ L. Shekhtman,^{36,f} V. Shevchenko,⁶⁸ B. G. Siddi,^{17,40} R. Silva Coutinho,⁴² L. Silva de Oliveira,² G. Simi,^{23,p} S. Simone,^{14,l} M. Sirendi,⁴⁹ N. Skidmore,⁴⁸ T. Skwarnicki,⁶¹ E. Smith,⁵⁵ I. T. Smith,⁵² J. Smith,⁴⁹ M. Smith,⁵⁵ I. Soares Lavra,¹ M. D. Sokoloff,⁵⁹ F. J. P. Soler,⁵³ B. Souza De Paula,² B. Spaan,¹⁰ P. Spradlin,⁵³ S. Sridharan,⁴⁰ F. Stagni,⁴⁰ M. Stahl,¹² S. Stahl,⁴⁰ P. Stefko,⁴¹ S. Stefkova,⁵⁵ O. Steinkamp,⁴² S. Stemmler,¹² O. Stenyakin,³⁷ M. Stepanova,³¹ H. Stevens,¹⁰ S. Stone,⁶¹ B. Storaci,⁴² S. Stracka,^{24,s} M. E. Stramaglia,⁴¹ M. Straticiu,³⁰ U. Straumann,⁴² L. Sun,⁶⁴ W. Sutcliffe,⁵⁵ K. Swientek,²⁸ V. Syropoulos,⁴⁴ M. Szczekowski,²⁹ T. Szumlak,²⁸ M. Szymanski,⁶³ S. T'Jampens,⁴ A. Tayduganov,⁶ T. Tekampe,¹⁰ G. Tellarini,^{17,a} F. Teubert,⁴⁰ E. Thomas,⁴⁰ J. van Tilburg,⁴³ M. J. Tilley,⁵⁵ V. Tisserand,⁴ M. Tobin,⁴¹ S. Tolk,⁴⁹ L. Tomassetti,^{17,a} D. Tonelli,²⁴ F. Toriello,⁶¹ R. Tourinho Jadallah Aoude,¹ E. Tournefier,⁴ M. Traill,⁵³ M. T. Tran,⁴¹ M. Tresch,⁴² A. Trisovic,⁴⁰ A. Tsaregorodtsev,⁶ P. Tsopelas,⁴³ A. Tully,⁴⁹ N. Tuning,^{43,40} A. Ukleja,²⁹ A. Ustyuzhanin,³⁵ U. Uwer,¹² C. Vacca,^{16,g} A. Vagner,⁶⁹ V. Vagnoni,^{15,40} A. Valassi,⁴⁰ S. Valat,⁴⁰ G. Valenti,¹⁵ R. Vazquez Gomez,¹⁹ P. Vazquez Regueiro,³⁹ S. Vecchi,¹⁷ M. van Veghel,⁴³ J. J. Velthuis,⁴⁸ M. Veltri,^{18,v} G. Veneziano,⁵⁷ A. Venkateswaran,⁶¹ T. A. Verlage,⁹ M. Vernet,⁵ M. Vesterinen,⁵⁷ J. V. Viana Barbosa,⁴⁰ B. Viaud,⁷ D. Vieira,⁶³ M. Vieites Diaz,³⁹ H. Viemann,⁶⁷ X. Vilasis-Cardona,^{38,b} M. Vitti,⁴⁹ V. Volkov,³³ A. Vollhardt,⁴² B. Voneki,⁴⁰ A. Vorobyev,³¹ V. Vorobyev,^{36,f} C. VoB,⁹ J. A. de Vries,⁴³ C. Vázquez Sierra,³⁹ R. Waldi,⁶⁷ C. Wallace,⁵⁰ R. Wallace,¹³ J. Walsh,²⁴ J. Wang,⁶¹ D. R. Ward,⁴⁹ H. M. Wark,⁵⁴ N. K. Watson,⁴⁷ D. Websdale,⁵⁵ A. Weiden,⁴² M. Whitehead,⁴⁰ J. Wicht,⁵⁰ G. Wilkinson,^{57,40} M. Wilkinson,⁶¹ M. Williams,⁵⁶ M. P. Williams,⁴⁷ M. Williams,⁵⁸ T. Williams,⁴⁷ F. F. Wilson,⁵¹ J. Wimberley,⁶⁰ M. Winn,⁷

J. Wishahi,¹⁰ W. Wislicki,²⁹ M. Witek,²⁷ G. Wormser,⁷ S. A. Wotton,⁴⁹ K. Wraight,⁵³ K. Wyllie,⁴⁰ Y. Xie,⁶⁵ Z. Xu,⁴ Z. Yang,³
 Z. Yang,⁶⁰ Y. Yao,⁶¹ H. Yin,⁶⁵ J. Yu,⁶⁵ X. Yuan,⁶¹ O. Yushchenko,³⁷ K. A. Zarebski,⁴⁷ M. Zavertyaev,^{11,w} L. Zhang,³
 Y. Zhang,⁷ A. Zhelezov,¹² Y. Zheng,⁶³ X. Zhu,³ V. Zhukov,³³ J. B. Zonneveld,⁵² and S. Zucchelli¹⁵

(LHCb Collaboration)

- ¹*Centro Brasileiro de Pesquisas Físicas (CBPF), Rio de Janeiro, Brazil*
²*Universidade Federal do Rio de Janeiro (UFRJ), Rio de Janeiro, Brazil*
³*Center for High Energy Physics, Tsinghua University, Beijing, China*
⁴*LAPP, Université Savoie Mont-Blanc, CNRS/IN2P3, Annecy-Le-Vieux, France*
⁵*Clermont Université, Université Blaise Pascal, CNRS/IN2P3, LPC, Clermont-Ferrand, France*
⁶*Aix Marseille Univ, CNRS/IN2P3, CPPM, Marseille, France*
⁷*LAL, Université Paris-Sud, CNRS/IN2P3, Orsay, France*
⁸*LPNHE, Université Pierre et Marie Curie, Université Paris Diderot, CNRS/IN2P3, Paris, France*
⁹*I. Physikalisches Institut, RWTH Aachen University, Aachen, Germany*
¹⁰*Fakultät Physik, Technische Universität Dortmund, Dortmund, Germany*
¹¹*Max-Planck-Institut für Kernphysik (MPIK), Heidelberg, Germany*
¹²*Physikalisches Institut, Ruprecht-Karls-Universität Heidelberg, Heidelberg, Germany*
¹³*School of Physics, University College Dublin, Dublin, Ireland*
¹⁴*Sezione INFN di Bari, Bari, Italy*
¹⁵*Sezione INFN di Bologna, Bologna, Italy*
¹⁶*Sezione INFN di Cagliari, Cagliari, Italy*
¹⁷*Università e INFN, Ferrara, Ferrara, Italy*
¹⁸*Sezione INFN di Firenze, Firenze, Italy*
¹⁹*Laboratori Nazionali dell'INFN di Frascati, Frascati, Italy*
²⁰*Sezione INFN di Genova, Genova, Italy*
²¹*Università e INFN, Milano-Bicocca, Milano, Italy*
²²*Sezione di Milano, Milano, Italy*
²³*Sezione INFN di Padova, Padova, Italy*
²⁴*Sezione INFN di Pisa, Pisa, Italy*
²⁵*Sezione INFN di Roma Tor Vergata, Roma, Italy*
²⁶*Sezione INFN di Roma La Sapienza, Roma, Italy*
²⁷*Henryk Niewodniczanski Institute of Nuclear Physics Polish Academy of Sciences, Kraków, Poland*
²⁸*AGH - University of Science and Technology, Faculty of Physics and Applied Computer Science, Kraków, Poland*
²⁹*National Center for Nuclear Research (NCBJ), Warsaw, Poland*
³⁰*Horia Hulubei National Institute of Physics and Nuclear Engineering, Bucharest-Magurele, Romania*
³¹*Petersburg Nuclear Physics Institute (PNPI), Gatchina, Russia*
³²*Institute of Theoretical and Experimental Physics (ITEP), Moscow, Russia*
³³*Institute of Nuclear Physics, Moscow State University (SINP MSU), Moscow, Russia*
³⁴*Institute for Nuclear Research of the Russian Academy of Sciences (INR RAN), Moscow, Russia*
³⁵*Yandex School of Data Analysis, Moscow, Russia*
³⁶*Budker Institute of Nuclear Physics (SB RAS), Novosibirsk, Russia*
³⁷*Institute for High Energy Physics (IHEP), Protvino, Russia*
³⁸*ICCUB, Universitat de Barcelona, Barcelona, Spain*
³⁹*Universidad de Santiago de Compostela, Santiago de Compostela, Spain*
⁴⁰*European Organization for Nuclear Research (CERN), Geneva, Switzerland*
⁴¹*Institute of Physics, Ecole Polytechnique Fédérale de Lausanne (EPFL), Lausanne, Switzerland*
⁴²*Physik-Institut, Universität Zürich, Zürich, Switzerland*
⁴³*Nikhef National Institute for Subatomic Physics, Amsterdam, The Netherlands*
⁴⁴*Nikhef National Institute for Subatomic Physics and VU University Amsterdam, Amsterdam, The Netherlands*
⁴⁵*NSC Kharkiv Institute of Physics and Technology (NSC KIPT), Kharkiv, Ukraine*
⁴⁶*Institute for Nuclear Research of the National Academy of Sciences (KINR), Kyiv, Ukraine*
⁴⁷*University of Birmingham, Birmingham, United Kingdom*
⁴⁸*H.H. Wills Physics Laboratory, University of Bristol, Bristol, United Kingdom*
⁴⁹*Cavendish Laboratory, University of Cambridge, Cambridge, United Kingdom*
⁵⁰*Department of Physics, University of Warwick, Coventry, United Kingdom*
⁵¹*STFC Rutherford Appleton Laboratory, Didcot, United Kingdom*
⁵²*School of Physics and Astronomy, University of Edinburgh, Edinburgh, United Kingdom*
⁵³*School of Physics and Astronomy, University of Glasgow, Glasgow, United Kingdom*

⁵⁴*Oliver Lodge Laboratory, University of Liverpool, Liverpool, United Kingdom*

⁵⁵*Imperial College London, London, United Kingdom*

⁵⁶*School of Physics and Astronomy, University of Manchester, Manchester, United Kingdom*

⁵⁷*Department of Physics, University of Oxford, Oxford, United Kingdom*

⁵⁸*Massachusetts Institute of Technology, Cambridge, Massachusetts, USA*

⁵⁹*University of Cincinnati, Cincinnati, Ohio, USA*

⁶⁰*University of Maryland, College Park, Maryland, USA*

⁶¹*Syracuse University, Syracuse, New York, USA*

⁶²*Pontifícia Universidade Católica do Rio de Janeiro (PUC-Rio), Rio de Janeiro, Brazil*

(associated with Institution Universidade Federal do Rio de Janeiro (UFRJ), Rio de Janeiro, Brazil)

⁶³*University of Chinese Academy of Sciences, Beijing, China*

(associated with Institution Center for High Energy Physics, Tsinghua University, Beijing, China)

⁶⁴*School of Physics and Technology, Wuhan University, Wuhan, China*

(associated with Institution Center for High Energy Physics, Tsinghua University, Beijing, China)

⁶⁵*Institute of Particle Physics, Central China Normal University, Wuhan, Hubei, China*

(associated with Institution Center for High Energy Physics, Tsinghua University, Beijing, China)

⁶⁶*Departamento de Física, Universidad Nacional de Colombia, Bogota, Colombia*

(associated with Institution LPNHE, Université Pierre et Marie Curie, Université Paris Diderot, CNRS/IN2P3, Paris, France)

⁶⁷*Institut für Physik, Universität Rostock, Rostock, Germany*

(associated with Institution Physikalisches Institut, Ruprecht-Karls-Universität Heidelberg, Heidelberg, Germany)

⁶⁸*National Research Centre Kurchatov Institute, Moscow, Russia*

(associated with Institution Institute of Theoretical and Experimental Physics (ITEP), Moscow, Russia)

⁶⁹*National Research Tomsk Polytechnic University, Tomsk, Russia*

(associated with Institution Institute of Theoretical and Experimental Physics (ITEP), Moscow, Russia)

⁷⁰*Instituto de Física Corpuscular, Centro Mixto Universidad de Valencia - CSIC, Valencia, Spain*

(associated with Institution ICCUB, Universitat de Barcelona, Barcelona, Spain)

⁷¹*Van Swinderen Institute, University of Groningen, Groningen, The Netherlands*

(associated with Institution Nikhef National Institute for Subatomic Physics, Amsterdam, The Netherlands)

^aAlso at Università di Ferrara, Ferrara, Italy.

^bAlso at LIFAELS, La Salle, Universitat Ramon Llull, Barcelona, Spain.

^cAlso at Laboratoire Leprince-Ringuet, Palaiseau, France.

^dAlso at Università di Milano Bicocca, Milano, Italy.

^eAlso at Università di Modena e Reggio Emilia, Modena, Italy.

^fAlso at Novosibirsk State University, Novosibirsk, Russia.

^gAlso at Università di Cagliari, Cagliari, Italy.

^hAlso at Università di Bologna, Bologna, Italy.

ⁱAlso at Università di Roma Tor Vergata, Roma, Italy.

^jAlso at Università di Genova, Genova, Italy.

^kAlso at Scuola Normale Superiore, Pisa, Italy.

^lAlso at Università di Bari, Bari, Italy.

^mAlso at Università degli Studi di Milano, Milano, Italy.

ⁿAlso at Universidade Federal do Triângulo Mineiro (UFTM), Uberaba-MG, Brazil.

^oAlso at AGH - University of Science and Technology, Faculty of Computer Science, Electronics and Telecommunications, Kraków, Poland.

^pAlso at Università di Padova, Padova, Italy.

^qAlso at Iligan Institute of Technology (IIT), Iligan, Philippines.

^rAlso at Hanoi University of Science, Hanoi, Viet Nam.

^sAlso at Università di Pisa, Pisa, Italy.

^tAlso at Università della Basilicata, Potenza, Italy.

^uAlso at Università di Roma La Sapienza, Roma, Italy.

^vAlso at Università di Urbino, Urbino, Italy.

^wAlso at P. N. Lebedev Physical Institute, Russian Academy of Science (LPI RAS), Moscow, Russia.