

1979

Basketball Prospectus, 1979-80

Bryant University

Follow this and additional works at: <https://digitalcommons.bryant.edu/sports>

Recommended Citation


Bryant University, "Basketball Prospectus, 1979-80" (1979). *Bryant College Sports Yearbooks, Previews, Guides*. Paper 26.

<https://digitalcommons.bryant.edu/sports/26>



BRYAN

BASKETBALL PROSPECTUS 1979-80



*a
news release
from the*



BRYANT COLLEGE
ATHLETIC DEPARTMENT
SMITHFIELD, RHODE ISLAND 02917

Leon Drury
Director of Athletics

John Gillooly
Director of Sports Information
(401) 231-1200

MESSAGE TO THE MEDIA

This prospectus has been prepared to assist you in your coverage of the 1979-80 collegiate basketball season. For any additional information, please contact John Gillooly, Director of Sports Information, (401) 231-1200, Extension 338.

We hope the enclosed information is helpful in your preparation for another season of college basketball, and we thank you for your interest in Bryant College.



TABLE OF CONTENTS

	Page
BRYANT FACTS.....	1
1979-80 SCHEDULE.....	2
1979-80 OUTLOOK.....	3
THE COACHES	
Head Coach-Leon Drury.....	6
Assistant-Mike McGuinn.....	7
1979-80 ROSTER.....	8
PLAYER PROFILES.....	9
1978-79 RESULTS.....	13
1978-79 STATISTICS.....	14
1978-79 NCAA DIVISION II STATISTICS.....	15
1978-79 N.E. DIVISION II STATISTICS.....	16
BRYANT BASKETBALL RECORDS	
Team.....	18
Individual.....	19
1,000 Point Club.....	20
BRYANT RECORDS SINCE 1962.....	21
SEASON RESULTS SINCE 1962.....	22
AREA NEWS MEDIA.....	25

BRYANT COLLEGE
BASKETBALL SCHEDULE 1979-80

DAY	DATE	OPPONENT	SITE	TIME
Fri.	Nov. 30	Quinnipiac College	H	8:00 p.m.
Mon.	Dec. 3	Barrington College	H	8:00 p.m.
Wed.	Dec. 5	Southern Connecticut	H	8:00 p.m.
Sat.	Dec. 8	Bridgeport University	H	8:00 p.m.
Mon.	Dec. 10	New Hampshire College	A	7:30 p.m.
Wed.	Dec. 12	Southeastern Mass. Univ.	H	8:00 p.m.
Fri.	Dec. 14	University of Hartford	A	7:30 p.m.
Fri.	Dec. 28	Hartwick Christmas Tourney	A	
Sat.	Dec. 29	Hartwick Christmas Tourney	A	
Sat.	Jan. 12	American International College	A	7:30 p.m.
Wed.	Jan. 16	Western New England College	A	7:30 p.m.
Sat.	Jan. 19	Southeastern Mass. Univ.	A	8:00 p.m.
Mon.	Jan. 21	Eastern Illinois	A	7:30 p.m.
Sat.	Jan. 26	Springfield College	H	8:00 p.m.
Tue.	Jan. 29	Rhode Island College	A	8:00 p.m.
Thu.	Jan. 31	Babson College	A	8:00 p.m.
Sat.	Feb. 2	Quinnipiac College	A	8:00 p.m.
Mon.	Feb. 4	Sacred Heart Univ.	H	8:00 p.m.
Wed.	Feb. 6	Bentley College	H	8:00 p.m.
Mon.	Feb. 11	St. Anselms College	H	8:00 p.m.
Wed.	Feb. 13	Central Conn. State College	A	8:00 p.m.
Sat.	Feb. 16	Stonehill College	A	8:00 p.m.
Thu.	Feb. 21	Assumption College	H	8:00 p.m.
Sat.	Feb. 23	New Haven University	A	8:00 p.m.
Wed.	Feb. 27	Lowell University	H	8:00 p.m.

1979-80 Outlook

According to Chinese mythology, 1980 is the Year of the Monkey. But ask Bryant College basketball fans and they'll tell you 1980 definitely is the Year of the Indians.

No one can blame Bryant fans for their optimistic outlook toward the 79-80 season. With nine returning lettermen, including an All-American, the 1979 ECAC Division Two Rookie of the Year, an All-East selection, and three of last year's top New England schoolboy recruits, Bryant fans can't help but be enthusiastic about the 1979-80 campaign.

The combination of veterans and talented newcomers should give coach Lee Drury one of the strongest Division Two teams in the East as he begins his second year at the helm of the Bryant quintet.

Last year, despite a grueling 16-game road schedule, Drury directed the Indians to an 18-10 record highlighted by a berth in the regional ECAC Division II-III tournament.

The entire starting unit from the 78-79 team will be back, led once again by junior All-American Ernie DeWitt.

DeWitt, the New England (all divisions) and ECAC Division Two Rookie of the Year in 1978, gained U.S. Coaches Association All-American honors last year as he led the Indians in scoring, 19.0; rebounding, 9.0; and field goal shooting, .614. His 231 field goals in 376 attempts set a Bryant record for field goal percentage and placed him first in New England and eighth among the nation's top Division Two shooters.

Joining DeWitt once again in the front court will be senior Dan Mazulla, captain of the 79-80 Indians and an All-East selection for the past two years. Mazulla, like DeWitt, became a member of Bryant's 1,000 Point Club last season, when he ran his three-year collegiate scoring total to 1,020

points. The 6-4, 220-pound Johnston, Rhode Island, native is considered one of the top defensive players in the eastern college-division ranks.

The firepower from the outside, once again, will come from John Mangum. The 6-2 sophomore from Providence captured ECAC Division Two Rookie of the Year honors last season. Mangum was right behind DeWitt in scoring averaging 18.4 ppg in his first year of collegiate competition.

The other two starters from last year's squad back for another season are center Don Sweet and guard Bob Mahon, a pair of juniors. Sweet, who moved into a starting role midway through last season, averaged 10 points per game over the second half of the campaign. The 6-8, 225-pounder possesses an extremely soft shooting-touch for a man his size.

Mahon was the Indians' playmaker last season, averaging seven assists per game. The 5-11, Avon, New Jersey, native followed DeWitt, Mangum and Mazzulla in scoring with a 6.0 average.

Other veterans returning are Bill Yukna, a 6-4 senior swingman from Kensington, Conn.; Bob Corbett, a 6-1 senior guard from Latham, N.Y.; Joe Savickas, a 5-9 junior guard from Providence; and Pete SanSouci, a 6-3 sophomore forward from North Smithfield, R.I.

The three freshmen recruits are Ray "Chip" Venter from Hendricken High in Warwick, R.I., Dennis Verni of Worcester Academy, and Paul Berlo of Scituate, Mass., High.

Venter, a 6-2 swingman, was the Most Valuable Player in the 1979 Rhode Island Class A schoolboy playoffs when he led Hendricken to its first state basketball championship.

Verni, a 6-8 center, led Worcester Academy to the New England prep school title last year with a 24 ppg average. Berlo, a 6-5 forward, was the top scorer and rebounder last year at Scituate averaging 22 points and 14 rebounds per game.

Another bright spot for the Indians this season is the schedule. For the first time since they moved up to the Division Two ranks five years ago, the Indians will have a home court advantage against the teams they are expected to battle for a berth in the regional NCAA playoffs. Included on the 11-game regular season home schedule are contests with Bridgeport, the defending Division Two regional champion, Bentley, Assumption, Quinnipiac, Sacred Heart, and Springfield.

Head Coach - Leon Drury

After six years as assistant coach, Lee took over as the Indians' head coach last season and immediately led them to a post-season tournament.

Despite 16 road games during the regular season, he directed the Indians to a 17-9 record during the regular season, followed by a second place finish in the ECAC regional division two-three playoffs.

Before taking over as head coach and athletic director last year, Lee had served six years as assistant coach and AD. As assistant basketball coach his main responsibilities were recruiting and scouting. The 110-52 record the Indians posted during his tenure as assistant is evidence of his successful work. Among the outstanding players he helped bring to Bryant were the Indians' first two All-Americans, Paul Seymour (1978) and Ernie DeWitt (named last season to the National Coaches Association All-American squad).

A 1966 Springfield College graduate, he was captain of the 1965-66 Springfield basketball team, which recorded the best record in Springfield history, 20-4.

He appeared in the 1966 New England Hall of Fame All-Star game and was a member of the 1965 Springfield team that conducted a 62-day around-the-world good will tour on behalf of the U.S. State Department.

He served as assistant coach for a year at Springfield before becoming the athletic director and head basketball coach at Litchfield, Conn. High.

In two years at Litchfield his basketball team compiled a 36-8 record, highlighted by a berth in the title round of the 1969 Connecticut state championships.

Assistant Coach - Mike McGuinn

This is Mike's third year with the Bryant basketball program. He joined the staff in 1977 on a part-time basis and last season took over as Lee Drury's full-time assistant.

A member of the nationally ranked Providence College Friars for four years, 1967-71, he served as a player-coach for the Fort Monmouth service team for one year and coach the Berlin American High School team from 1972-1974.

Before joining the Bryant staff, he served as an assistant coach at Rhode Island College for two years.

He will take over the scouting and recruiting duties which Lee Drury performed for the past six years.

In addition to his basketball duties, Mike also serves as head baseball coach and assistant athletic director.

1979-80
PRE-SEASON ROSTER

<u>NAME</u>	<u>CLASS</u>	<u>POS.</u>	<u>AGE</u>	<u>HT.</u>	<u>WT.</u>	<u>HOMETOWN</u>	<u>HIGH SCHOOL</u>
Berlo, Paul	Fr.	F	18	6-5	195	Scituate, MA	Scituate
Corbett, Bob	Sr.	G	21	6-1	170	Latham, NY	Shaker
DeWitt, Ernie	Jr.	F	21	6-4	190	Newport, RI	Rogers
Mahon, Bob	Jr.	G	21	5-11	170	Avon, NJ	Worcester Acad.
Mangum, John	So.	G	20	6-2	185	Providence, RI	Central
Mazzulla, Dan	Sr.	F	21	6-4	200	Johnston, RI	Johnston
SanSouci, Peter	So.	F	19	6-3	180	N. Smithfield, RI	N. Smithfield
Savickas, Joe	Jr.	G	21	5-9	160	Providence, RI	Our Lady of Prov.
Sweet, Don	Jr.	G	20	6-8	225	Johnston, RI	Johnston
Venter, Ray	Fr.	G	18	6-2	180	Providence, RI	Hendricken
Verni, Dennis	Fr.	F/C	19	6-7	220	Rochester, NY	Worcester Acad.
Yukna, Bill	Sr.	F	22	6-4	190	Kensington, CT	Berlin

DAN MAZZULLA

Senior Forward 6-4 200 Johnston, RI

Captain of the 79-80 Indians...One of the top defensive players in the East...Member of the Bryant 1,000 point club with 1,020 points in his first three varsity seasons...Was the team's third leading scorer and second highest rebounder last year with 16.1 and 8.6 averages respectively...Named to the 1979 Sacred Heart Classic All-Tourney team...Named to three ECAC Division Two weekly Honor Rolls last season.

Individual Statistics

	G	FG	FGA	PCT.	FT	FTA	PCT.	PTS.	AVG.	RBS.	AVG.
1978-79	28	189	346	.546	73	99	.731	451	16.1	240	8.6
Career	71	425	846	.502	170	224	.758	1020	13.7	584	8.2

ERNIE DEWITT

Junior Forward 6-4 190 Newport, RI

One of the leading college-division players in the country...Named to the U.S. Coaches Association Division Two All-American team last season...Named ECAC Division Two and New England (all divisions) Rookie of the Year in 1978...Led Bryant in scoring, 19.0, and rebounding, 8.9, last year...Has scored 1,035 points in only two years of collegiate competition...One of the leading field goal shooters in the country last year, hitting on .614 percent of 376 shots.

Individual Statistics

	G	FG	FGA	PCT.	FT	FTA	PCT.	PTS.	AVG.	RBS.	AVG.
1978-79	28	231	376	.614	69	107	.645	531	19.0	250	8.9
Career	54	453	765	.592	129	202	.638	1035	19.1	407	7.5

JOHN MANGUM

Sophomore Guard 6-3 180 Providence, RI

Named ECAC Division Two Rookie of the Year last season...Averaged 18.4 ppg in his first year of varsity competition...Hit on 54 percent of his field goal attempts and 80 percent of his foul shots last season...Excellent outside shooting and good speed on defense.

Individual Statistics

	G	FG	FGA	PCT.	FT	FTA	PCT.	PTS.	AVG.	REBS.	AVG.
1978-79	28	231	427	.541	52	65	.800	514	18.4	118	4.2

BOB MAHON

Junior Guard 5-11 170 Avon, NJ

Team's top playmaker last season...Averages six assists per game...Was the team's fourth leading scorer and rebounder with 6.0 and 6.3 averages...Good defensive player...Excellent shooter, both from the floor and free throw line, hitting .519 from field and .719 from the line in 78-79...Was a member of the 1977 Worcester Academy New England prep school champions.

Individual Statistics

	G	FG	FGA	PCT.	FT	FTA	PCT.	PTS.	AVG.	REBS.	AVG.
1978-79	28	54	104	.519	59	82	.719	167	6.0	35	1.3
Career	53	85	163	.521	86	116	.741	256	4.8	50	0.9

JOE SAVICKAS

Junior Guard 5-9 160 Providence, RI

Excellent playmaker...Provides excellent depth in the backcourt...A former Rhode Island schoolboy all-stater from Our Lady of Providence High...MVP in the 1977 R.I. Class A schoolboy tournament.

JOE SAVICKAS (continued)

Individual Statistics

	G	FG	FGA	PCT.	FT	FTA	PCT.	PTS.	AVG.	REBS.	AVG.
1978-79	9	4	10	.400	6	9	.666	14	1.6	4	0.4
Career	22	12	28	.428	7	12	.583	31	1.4	8	0.4

DON SWEET

Junior Center 6-9 225 Johnston, RI

Starting center during the second half of last season...Averaged 10 points per game in a starting role...Strong shooter for a big man.

Individual Statistics

	G	FG	FGA	PCT.	FT	FTA	PCT.	PTS.	AVG.	REBS.	AVG.
1978-79	28	65	125	.516	23	42	.548	153	5.5	109	3.8
Career	44	81	145	.558	32	56	.571	194	4.4	130	3.0

BILL YUKNA

Senior Forward 6-6 190 Kensington, CT

Made a strong comeback last season after sitting out the 77-78 campaign with a leg injury...Averaged four points and two rebounds per game in a reserve role last season...Versatile swingman who can play either forward or guard.

Individual Statistics

	G	FG	FGA	PCT.	FT	FTA	PCT.	PTS.	AVG.	REBS.	AVG.
1978-79	22	35	75	.467	24	31	.774	94	4.0	33	1.5
Career	49	124	290	.427	40	63	.634	288	5.9	131	2.1

BOB CORBETT

Senior Guard 6-1 170 Latham, NY

Should see a lot of action in the backcourt this season...Good outside shooter and ballhandler...Appeared in 15 of 28 games last season.

Individual Statistics

	G	FG	FGA	PCT.	FT	FTA	PCT.	PTS.	AVG.	REB.	AVG.
1978-79	15	10	22	.454	1	3	.333	21	1.4	10	1.1
Career	47	53	136	.389	21	38	.552	229	4.8	47	1.0

PETE SAN SOUCI

Sophomore Forward 6-3 195 N. Smithfield, RI

Served as a backup man in the frontcourt last season...Appeared in seven of 28 games...Strong, aggressive player...One of the leading scorers in the Rhode Island Interscholastic League in 1978.

Individual Statistics

	G	FG	FGA	PCT.	FT	FTA	PCT.	PTS.	AVG.	REB.	AVG.
1978-79	7	2	8	.286	1	1	1.000	5	0.7	8	1.1

1978-79 Results

Record 18-10

SCORES	HIGH SCORER
BRYANT 106, WORCESTER ST., 80	MAZZULLA 18
QUINNIPIAC 73, BRYANT 62	MAZZULLA 15
BRYANT 74, NH COLLEGE 73	MAZZULLA-MANGUM 16
BRYANT 70, SOUTHERN CT 60	MAZZULLA-DEWITT-14 WALKER
BRIDGEPORT 93, BRYANT 80	WALKER 22
BRYANT 74, RHODE ISLAND COLLEGE 66	MAHON 16
BRYANT 81, SOUTHEASTERN MA 66	WALKER 21
BRYANT 79, UNIVERSITY OF HARTFORD 61	WALKER 19
BRYANT 98, LOWELL 70	MANGUM 18
BRYANT 91, SACRED HEART 84	MAZZULLA 27
BRIDGEPORT 99, BRYANT 83	MAZZULLA 21
BRYANT 74, SOUTHEASTERN MA 72	MAZZULLA 22
BRYANT 76, LOWELL 71	MAZZULLA 26
SPRINGFIELD 76, BRYANT 73	MAZZULLA-DEWITT-18 MANGUM
BRYANT 79, RHODE ISLAND COLLEGE 67	DEWITT 32
BARRINGTON 58, BRYANT 57	DEWITT 17
QUINNIPIAC 71, BRYANT 65	DEWITT 28
BRYANT 83, BENTLEY 71	MANGUM 27
SACRED HEART 78, BRYANT 77	DEWITT 25
BRYANT 101, ST. ANSELM'S 91	MAZZULLA 22
BRYANT 72, CENTRAL CT 59	MAZZULLA-MANGUM 20
BRYANT 90, STONEHILL 74	MANGUM 28
ARMY 76, BRYANT 61	DEWITT 21
ASSUMPTION 75, BRYANT 61 (OT)	DEWITT 18
BRYANT 97, NEW HAVEN 96	DEWITT 29
BRYANT 75, BABSON 71	DEWITT 27
*BRYANT 95, SOUTHEASTERN MA 93	MANGUM 27
*SACRED HEART 92, BRYANT 88	MANGUM 27

*ECAC Regional Tournament

1978-79 STATISTICS

PLAYER	G	FG-FGA	PCT.	FT-FTA	PCT.	FTS.	AVG.	REBS.	AVG.
ERNIE DEWITT	28	231-376	.614	69-107	.645	531	19.0	250	8.9
JOHN MANGUM	28	231-427	.541	52-65	.800	514	18.4	118	4.2
DAN MAZZULLA	28	189-346	.546	73-99	.731	451	16.1	240	8.6
BOB MAHON	28	54-104	.519	59-82	.719	167	6.0	35	6.3
DON SWEET	28	65-124	.516	23-42	.548	153	5.5	109	3.8
STEVE WALKER	11	63-110	.573	21-33	.636	147	13.7	108	9.8
BILL YUKNA	22	35-75	.467	24-31	.774	94	4.0	33	1.5
MIKE TRAVASSOS	28	21-50	.420	27-40	.675	69	2.5	31	1.1
BOB CORBETT	15	10-22	.454	1-3	.333	21	1.4	10	0.7
MIKE ROBBINS	8	7-13	.600	1-3	.333	15	1.9	8	1.1
JOE SAVICKAS	9	4-10	.400	6-9	.666	14	1.6	4	0.4
TOM COPPINGER	19	8-25	.320	13-15	.866	29	1.5	10	0.5
JOHN REILLY	9	5-18	.285	2-2	1.000	12	1.3	6	0.6
PETE SANSOUCI	7	2-8	.286	1-1	1.000	5	0.7	8	1.1
<hr/>									
TEAM TOTALS	28	925-1704	.543	372-542	.686	2222	79.4	984	35.1
OPP. TOTALS	28	854-1723	.496	396-553	.716	2104	75.1	870	31.1

1978-79 FINAL
NCAA DIVISION II STATISTICS

Team Totals

<u>Field Goal Percentage</u>	<u>FG</u>	<u>FGA</u>	<u>PCT.</u>
1. Morris Brown (GA)	980	1763	.556
2. Tuskegee Institute (AL)	1117	2032	.550
3. <u>Bryant (RI)</u>	925	1704	.543
4. Roanoke (VA)	888	1654	.537
5. New Hampshire College	915	1706	.536
6. Bridgeport (CT)	1060	1992	.532
7. Philadelphia Textile (PA)	814	1537	.530
8. Bentley (MA)	944	1795	.526
9. Ferris State (MI)	797	1525	.523
10. Eckerd (FL)	782	1502	.521
11. Southeast Missouri	917	1766	.519
12. Valdosta State (GA)	1006	1939	.519
13. Indiana Central	867	1675	.518
14. North Alabama	997	1928	.517
15. Pembroke State (NC)	860	1672	.514

Individual

Field Goal Percentage

(Min. 5 FG Made Per Game)

	<u>CL</u>	<u>G</u>	<u>FG</u>	<u>FGA</u>	<u>PCT.</u>
1. Carl Bailey, Tuskegee Institute	Jr	27	210	207	.684
2. Paul Delaney, Morris Brown	Jr	28	234	350	.669
3. Jeffery Harris, Morris Brown	So	23	124	186	.667
4. Wesley Clark, Central St. (OKLA)	Sr	21	216	339	.637
5. Ozzie Pierce, Valdosta State	Jr	28	195	309	.631
6. Charles Strozier, Central Missouri	So	27	147	234	.628
7. Ron Metso, Minnesota-Duluth	Jr	27	152	245	.620
8. <u>Ernie Dewitt, Bryant</u>	So	28	231	376	.614
9. Paul Faison, Bentley	Jr	28	165	270	.611
10. Carlton Lee, New Hampshire College	So	25	149	244	.611
11. Clarence Porch, West Georgia	Sr	26	133	219	.607
12. Bill Zolga, Stonehill	Jr	24	233	387	.602
13. Tony Andre, Livingston	Jr	26	153	255	.600
14. Thomas Hoey, St. Michael's	Sr	24	233	390	.597
15. Ron Ripley, Wisconsin-Green Bay	Sr	32	172	291	.591
16. Robert Felder, Mississippi College	Sr	27	138	234	.590
17. Lou Gervais, Bentley	Sr	28	170	289	.588
18. Randy Owens, Philadelphia Textile	So	28	265	451	.588
19. Bill Tibbs, J. C. Smith	Fr	26	234	399	.586
20. Ron Lemons, Northern Iowa	Sr	29	196	335	.585

1978-79 FINAL
N.E. DIVISION II STATISTICS

Team Totals

<u>Scoring Margin</u>	<u>OFF</u>	<u>DEF</u>	<u>MAR</u>	<u>Team Defense</u>	<u>W-L</u>	<u>PTS</u>	<u>AVG</u>
1. N.H. College	89.3	77.3	12.0	1. Central Conn.	13-14	1912	70.8
2. Bentley	85.5	77.8	7.7	2. Springfield	15-12	1935	71.6
3. Bridgeport	85.0	78.7	6.3	3. Stonehill	12-12	1758	73.3
4. Quinnipiac	80.4	75.2	5.2	4. St. Michael's	7-17	1777	74.0
5. Sacred Heart	86.8	82.1	4.7	5. Assumption	18-11	2156	74.3
6. <u>Bryant</u>	79.4	75.1	4.3	6. <u>Bryant</u>	18-10	2104	75.1
7. St. Anselm's	81.3	77.5	3.8	7. Quinnipiac	20-5	2031	75.2

Field Goal Percentage FGM FGA PCT.

1. <u>Bryant</u>	925	1704	.543
2. Quinnipiac	878	1637	.536
3. N.H. College	915	1706	.536
4. Bridgeport	1060	1992	.530
5. Bentley	944	1795	.526
6. Assumption	893	1751	.510
7. St. Anselm's	820	1620	.506

Individual Totals

<u>Scoring</u>	<u>G</u>	<u>FG</u>	<u>FT</u>	<u>PTS</u>	<u>AVG</u>
1. Bill Zolga, Stonehill	24	233	134	600	25.0
2. Tom Hoey, St. Michael's	24	233	112	578	24.1
3. Mark Noon, Hartford	26	252	112	616	23.7
4. Cedric Cannon, Sacred Heart	28	227	153	607	21.7
5. Dave Hankins, Assumption	29	236	134	606	20.9
6. Jim Allen, New Haven	24	198	88	484	20.1
7. Albert Carfora, Quinnipiac	27	221	91	533	19.7
8. Jerry Steuerer, Bridgeport	32	235	143	613	19.2
9. <u>Ernie DeWitt, Bryant</u>	28	231	69	531	19.0
10. Keith Elwood, New Hampshire College	25	210	50	470	18.8
11. Tony Jeffreys, Springfield	27	201	100	502	18.5
12. <u>John Mangum, Bryant</u>	28	231	52	514	18.4
13. Carlton Hurdle	32	221	131	473	17.9
14. Willie Boyd, Sacred Heart	28	200	83	483	17.3
15. Major Jennings, AIC	26	176	96	448	17.2

Individual Totals

(continued)

<u>Field Goal Percentage</u>	<u>G</u>	<u>FGM</u>	<u>FGA</u>	<u>PCT</u>
1. <u>Ernie DeWitt, Bryant</u>	28	231	376	.614
2. Paul Faison, Bentley	28	165	270	.611
3. Carlton Lee, New Hampshire College	25	149	244	.611
4. Doug Zielinski, Assumption	29	123	202	.609
5. Michael Pagliaro, Quinnipiac	24	152	251	.606
6. Bill Zolga, Stonehill	24	233	387	.602
7. Tom Hoey, St. Michaels	24	233	390	.597
8. Albert Carfora, Quinnipiac	27	221	373	.592
9. Lou Gervais, Bentley	28	170	289	.588
10. Tony Jeffreys, Springfield	27	201	351	.572

BRYANT BASKETBALL RECORDS

TEAM RECORDS

Most Games	29	1974-75	
Most Victories	22	1966-67	
Most Consecutive Victories	22	1966-67	
Best W-L Percentage	.917	1966-67	(Won 22 Lost 2)
Fewest Victories	8	1962-63	
Fewest Defeats	2	1966-67	
Greatest Margin of Victory:			
Season	406	1966-67	
Game	62	1973-74	(U.Maine-PoGo)

BRYANT OFFENSE

Highest Scoring Average	92.2	1966-67	
Lowest Scoring Average	66.5	1962-63	
Most Points:			
Season	2402	1974-75	
Game	134	1964-65	(Babson)
Least Points:			
Season	1462	1962-63	
Game	45	1962-63	(New Haven)

BRYANT DEFENSE

Lowest Scoring Average	69.0	1968-69	
Highest Scoring Average	86.0	1964-65	
Least Points:			
Season	1605	1967-68	
Game	32	1973-74	(Hunter)
Most Points:			
Season	2236	1975-76	
Game	128	1965-66	(New Haven)

FIELD GOALS

Made (Game)	53	1964-65	(Babson)
Attempted (Game)	92	1973-74	(Rhode Island)
Percentage (Game)	.672	1973-74	(Suffolk)

FREE THROWS

Made (Season)	462	1974-75	
(Game)	35	1974-75	(Eastern Conn.)
Attempted (Season)	687	1974-75	
(Game)	47	1973-74	(St. Francis)
Percentage (Game) (15/17)	.882	1973-74	(Babson)

REBOUNDS (Game) 78 1972-73 (Nichols)

ASSISTS (Game) 39 1973-74 (U.Maine-PoGo)

BRYANT BASKETBALL RECORDS
INDIVIDUAL RECORDS

MOST POINTS

Game	53	Dave Sorafine	1975-76
Season	802	Tom Smile	1965-66
Career	2390	Tom Smile	1964-67

HIGHEST SCORING AVERAGE

Season	33.4	Tom Smile	1965-66
Career	28.8	Tom Smile	1964-67

MOST FIELD GOALS

Game	25	Dave Sorafine	1975-76
Season	309	Dave Sorafine	1973-74
Career	909	Tom Smile	1964-67

HIGHEST FIELD GOAL PERCENTAGE

Game	(14/17)	.824	Dave Sorafine	1972-73
Season	(231/376)	.614	Ernie DeWitt	1978-79

MOST FREE THROWS

Game	18	Tom Smile	1966-67
Season	208	Tom Smile	1965-66
Career	572	Tom Smile	1964-67
Consecutive	24	Don Gray	1969-70
	24	Ray Depelteau	1972-73

HIGHEST FREE THROW PERCENTAGE

Game	(12/12)	1.000	Tom Smile	1964-65
Season	(42/46)	.913	Dan Mazzulla	1977-78
Career	(175/214)	.818	Paul Seymour	1976-78

MOST REBOUNDS

Game	25	Ben Billie	1967-68
Season	386	Ben Billie	1967-68
Career	1009	Dave Sorafine	1972-76
Average (Season)	17.5	Ben Billie	1967-68
Average (Career)	13.2	Ben Billie	1967-69

MOST ASSISTS

Game	21	Ned Bohan	1974-75
Season	319	Ned Bohan	1974-75
Career	964	Ned Bohan	1971-75

BRYANT "1,000 POINT" CLUB

PLAYER	SEASON	TOTAL POINTS
Tom Smile	1964-67	2,390
Dave Sorafine	1973-76	1,854
Don Gray	1966-69	1,203
Ray Depelteau	1971-73	1,185
George Yates	1966-69	1,170
Bob Chuprevich	1968-69	1,107
Bruce Stewart	1971-73	1,067
Ernie DeWitt	Active	1,035
Dan Mazzulla	Active	1,020
Paul Seymour	1976-78	1,019
Tom Dupont	1973-76	1,017
Chris Avery	1974-78	1,006

BRYANT BASKETBALL RECORDS
SINCE 1962

SEASON	WON	LOST	COACH
1962-63	8	14	Wally Camper
1963-64	13	11	Earl Shannon
1964-65	16	6	Tom Duffy
1965-66	17	7	Tom Duffy
1966-67	22	2	Tom Duffy
1967-68	15	7	Tom Duffy
1968-69	21	5	Tom Folliard
1969-70	19	7	Tom Folliard
1970-71	11	14	Tom Folliard
1971-72	13	10	Tom Folliard
1972-73	20	6	Tom Folliard
1973-74	20	8	Tom Folliard
1974-75	21	8	Tom Folliard
1975-76	16	11	Tom Folliard
1976-77	13	13	Tom Folliard
1977-78	20	6	Tom Folliard
1978-79	18	10	Leon Drury

SEASON RESULTS SINCE 1962

1962-63			1963-64			1964-65		
69	ALUMNI	48	85	ALUMNI	70	97	Emerson	71
67	RISD	57	128	RISD	62	86	Brad.-Durfee	61
66	Babson	78	81	Nichols	72	85	Bentley	86
52	New Bedford	78	65	Barrington	68	82	Barrington	93
67	Gordon	77	80	New Haven	85	88	Suffolk	86
65	Barrington	69	80	Gordon	95	83	Nichols	70
67	Davisville	63	104	St. Francis	92	92	New Bedford Tech.	101
78	Durfee	88	71	Bentley	96	93	Gordon	82
63	Gordon	77	87	Babson	89	80	Gordon	72
51	Nichols	83	70	Gordon	86	76	New Haven	93
61	St. Francis	53	57	New Haven	106	134	Babson	99
66	Nasson	73	76	Brad.-Durfee	63	116	Barrington	104
66	Babson	76	86	Davisville	67	85	Nichols	87
82	Davisville	73	72	Nasson	71	96	Curry	67
78	Barrington	85	85	Curry	89	123	Babson	105
78	Nichols	77	80	Suffolk	90	89	St. Francis	83
45	New Haven	80	81	Nichols	92	66	New Haven	112
77	Babson	76	93	Curry	69	118	Curry	95
59	New Haven	97	103	Babson	86	101	Suffolk	93
70	RISD	52	87	New Bed. Tech	88	88	New Bed. Tech	82
55	Suffolk	99	85	Emerson	66	84	Bentley	81
80	Durfee	89	96	Bentley	88	108	Nasson	69
			105	Barrington	91			
			112	RISD	89			
	RECORD			RECORD			RECORD	
	8-14			13-11			16-6	

1965-66			1966-67			1967-68		
80	St. Francis	77	123	Nasson	72	105	St. Francis	66
67	Nichols	65	88	St. Francis	81	101	Barrington	73
80	New Haven	95	112	W.New England	65	82	E.Conn. State	62
80	Nasson	70	109	U.Maine, Port.	90	77	U.Maine, Port.	62
86	St. Francis (OT)	82	78	Sacred Heart	76	91	St. Francis	77
81	Barrington	67	79	Barrington	54	77	Nasson	61
103	Bentley	87	74	Bentley	72	76	Gordon	59
73	Gordon	63	85	New Bedford	70	109	Nichols	64
85	Sacred Heart	105	110	Gordon	89	91	Babson	77
76	N.Y. Tech	118	88	Nichols	73	61	Nichols	36
110	Babson	62	106	U.Maine, Port.	95	58	S.M.U.	64
80	New Bed. Tech	79	61	Scottish Nat.	54	91	Bentley	76
87	Suffolk	109		Olympic		88	Nasson	56
130	Curry	99	78	W.New England	50	89	Gordon	96
86	Barrington	73	91	Nasson	71	90	Barrington	80
102	Babson	86	108	Babson	93	75	Babson	83
98	Curry	68	115	Curry	75	90	S.M.U.	81
74	Nichols	76	73	Barrington	67	85	Suffolk	89
96	N.Y. Tech	101	99	St. Francis	57	97	Sacred Heart U.	84
74	Bentley	71	100	Bentley	86	82	U.Maine, Port.	83
72	New Haven	128	114	Nichols	81	65	Bentley	99
92	Gordon	82	75	Babson	73	70	New Haven	77
113	Sacred Heart	100	88	Suffolk	80			
87	Nasson	58	85	Salem State	104			
			74	Quinnipiac	79			
	RECORD			RECORD			RECORD	
	17-7			22-2			15-7	

SEASON RESULTS SINCE 1962

1967-68		1968-69		1969-70		
105	St. Francis	66	61 S.M.U.	55	74 St. Francis	67
101	Barrington	73	85 St. Francis	60	76 Nichols	66
82	E.Conn.State	62	79 Nasson	66	80 St. Leo's	74
77	U.Maine, Port.	62	81 Nichols	57	85 Bridgewater	76
91	St. Francis	77	57 Bentley	52	100 Barrington	93
77	Nasson	61	66 Barrington	54	93 S.M.U.	70
76	Gordon	59	53 Quinnipiac	45	81 Quinnipiac	94
109	Nichols	64	81 Nichols	54	99 Colby	115
91	Babson	77	94 Gordon	68	79 Babson	72
61	Nichols	36	84 Bridgewater	66	80 U.Maine	72
58	S.M.U.	64	61 Babson	79	92 Gordon	60
91	Bentley	76	75 Biscayne	79	96 Gordon	79
88	Nasson	56	87 Fla. Tech	82	81 Nichols	67
89	Barrington	80	71 St. Leo	86	90 S.M.U.	74
75	Babson	83	61 Gordon	59	92 Nasson	71
90	S.M.U.	81	72 S.M.U.	68	107 Babson	82
85	Suffolk	89	69 St. Francis	59	75 Suffolk	82
97	Sacred Heart U.	84	89 Nasson	70	89 St. Francis	71
82	U.Maine, Port.	83	96 Sacred Heart	92	84 Quinnipiac	92
65	Bentley	99	84 Bridgewater	71	73 Bentley	69
70	New Haven	77	91 U.Maine, Port.	90	97 Barrington	80
			84 Barrington	70	66 Nasson	68
			83 Bentley	74	87 Bridgewater	73
			70 Quinnipiac	67	92 Babson	95
			72 Babson	78	93 Babson	76
			77 New Hampshire	92	94 RIC	109
	RECORD		RECORD		RECORD	
	15-7		21-5		19-7	

1970-71		1971-72		1972-73		
85	Gordon	57	74 RIC	92	67 Quinnipiac	69
71	Nichols	80	85 St. Francis	77	100 Barrington	71
93	SMU	78	70 Quinnipiac	77	77 S.M.U.	73
65	Quinnipiac	76	94 Barrington	67	97 Nichols	53
90	Barrington	81	81 Babson	61	66 Nasson	65
81	Babson	76	78 New Haven	83	83 St. Francis	64
76	Merrimack	91	78 Colby	69	82 St. Michael's	99
95	Colby	96	80 Stonehill	69	87 Clark	76
72	Loyola of Balt.	112	83 U. Delaware	103	73 Armstrong St.(GA)	83
72	Wash. & Lee	79	80 Gordon	90	62 Ft. Lauderdale	53
71	Catholic U.	106	74 Suffolk	79	70 U. Maine (PoGo)	55
77	Bridgewater	59	78 Quinnipiac	96	66 Gordon	60
81	Nasson	78	57 Barrington	40	72 Suffolk	65
75	Barrington	88	86 S.M.U.	62	71 S.M.U.	64
82	Nichols	73	68 Nichols	66	65 Quinnipiac	80
84	St. Francis(OT)	88	77 Nasson	58	81 Nasson	41
70	Gordon	77	73 U. Maine(PoGo)	53	86 Barrington	74
73	Suffolk	86	72 Gordon	63	73 New Haven	61
90	Nasson	74	65 St. Francis	56	86 Babson	83
91	S.M.U.	86	65 Nasson(OT)	66	84 RIC	69
65	Quinnipiac	93	63 Bentley	67	75 Gordon	63
65	St. Francis	67	78 Babson	65	87 St. Francis	61
109	Bridgewater	91	86 East. Nazarene	87	87 Bentley (OT)	93
96	Bentley	105			107 Babson	84
77	Babson	72			74 Boston State	71
	RECORD		RECORD		57 Quinnipiac	69
	11-14		13-10		RECORD	20-6

SEASON RESULTS SINCE 1962

1973-74			1974-75			1975-76		
101	St. Francis	86	83	Assumption	95	87	Southern Conn.	74
87	Barrington	89	52	Quinnipiac	69	66	Buffalo St.	70
84	Quinnipiac	92	77	Catholic U.	71	89	Kings (PA)	83
87	Central Ct.	89	112	Nichols	77	81	Nichols	72
85	Nichols	55	88	Barrington	45	88	SMU	75
79	S.M.U. (OT)	77	83	SMU	75	83	Suffolk	57
64	Hunter	32	87	RIC	73	85	RIC	98
75	Bentley (OT)	83	87	Clark	72	96	Gordon	53
67	American Int'l	95	77	Bridgeport	92	98	Southern Conn.	83
80	Springfield	97	101	Gordon	44	69	Hartwick	87
76	Gordon	58	67	Suffolk	26	58	Biscayne	72
95	Suffolk	51	82	Nasson	63	99	Eckerd	78
84	Barrington	66	71	St. Francis	57	86	Florida Southern	90
115	U. Maine (POGO)	53	89	Barrington	64	78	Colby	83
93	Quinnipiac	68	75	Bentley	93	101	St. Francis	80
67	Babson	63	82	Quinnipiac	92	107	SMU	87
74	New Haven	69	73	Babson	69	81	Babson	74
102	Nasson	67	77	St. Francis	73	64	Quinnipiac	73
93	Gordon	71	101	Nasson	61	97	Barrington	49
71	RIC	60	124	Gordon	69	81	Stonehill	74
78	Stonehill	63	78	New Haven	74	74	Bentley	76
110	SMU	71	73	Stonehill	76	87	RIC	68
88	St. Francis	81	71	Central Conn.	58	82	Central Conn.	78
87	Nasson	91	95	RIC	93	76	Assumption	96
78	Babson	69	87	SMU	86	61	Quinnipiac (OT)	63
77	Bentley	72	93	Babson	80	71	Babson	74
92	Worcester St.	77	62	Roger Williams	52	91	New Haven	78
63	Roger Williams	64	83	Eastern Conn.	72		RECORD 16-11	
	RECORD 20-8		72	Winona State	93			
				RECORD 21-8				

1976-77			1977-78			1978-79		
106	Worcester St.	76	93	Worcester St.	53	106	Worcester St.	80
79	Quinnipiac	74	82	Quinnipiac	84	62	Quinnipiac	73
84	Colby (OT)	91	109	Nichols	61	74	NH College	73
104	Nichols	69	80	Southern Conn.	65	70	Southern Conn.	60
84	Southern Conn.	86	92	Lowell	79	80	Bridgeport	93
90	Suffolk	91	85	Bridgeport	67	74	RIC	66
80	U. Bridgeport	79	81	RIC	75	81	SE Mass.	66
124	RIC	96	95	SMU	63	79	U. Hartford	61
95	SMU (OT)	85	60	Hartford	69	98	Lowell	70
90	Brandeis (OT)	93	68	Hartwick	84	91	Sacred Heart	84
85	U. Hartford	89	67	Oneonta St.	56	83	Bridgeport	99
115	Gordon	85	73	SMU	68	74	SE Mass.	72
108	St. Francis (Me)	82	84	Babson	75	76	Lowell	71
86	Babson	106	75	Springfield	63	73	Springfield	76
75	SMU	54	59	RIC	37	79	RIC	67
67	RIC	85	85	Barrington	68	57	Barrington	58
86	Quinnipiac	91	62	Quinnipiac	56	65	Quinnipiac	71
108	Barrington	79	71	St. Anselm's	58	83	Bentley	71
83	Bentley	81	84	Central Conn.	80	77	Sacred Heart	78
79	Stonehill	98	72	Stonehill	71	101	St. Anselm's	91
73	St. Anselm's	75	72	Assumption	69	72	Central Conn.	59
68	Central Conn.	72	80	New Haven	76	90	Stonehill	74
71	Assumption	95	78	Bentley	91	61	Army	76
73	Springfield	70	91	Babson	80	61	Assumption (OT)	75
71	New Haven	73	91	*Merrimack	116	97	New Haven	96
97	Babson	68	85	*Bridgeport	89	75	Babson	71
	RECORD 13-13			RECORD 20-6		95	SE Mass.	93
						88	Sacred Heart	92
							RECORD 18-10	

*NCAA Division II Tournament Playoffs

AREA NEWS MEDIA

Daily Newspaper

PROVIDENCE JOURNAL BULLETIN
Providence, RI 02903

Gene Buonaccorsi-Sports Editor
Ed Duckworth-Asst. Sports Editor
Bill Parrillo-Columnist
Art Turgeon-College Writer
Steve Krasner-College Writer
Harold Rich-College Writer
Mike Szostak-College Writer
Jim Donaldson-College Writer
Angelo Cataldi-College Writer
Frank Lanning-Cartoonist

WESTERLY SUN
Westerly, RI 02891

Bill Cauley-Sports Editor

WOONSOCKET CALL
Woonsocket, RI 02895

Larry Berman-Sports Editor

PAWTUCKET TIMES
Pawtucket, RI 02860

Julie Dalton-Sports Editor

PAWTUXET VALLEY TIMES
West Warwick, RI 02893

Amby Smith-Sports Editor

NEWPORT DAILY NEWS
Newport, RI 02840

Harvey Peters-Sports Editor

Television

WJAR-TV
Weybosset Street
Providence, RI 02903
Chris Clark-Sports Director

WPRI-TV
25 Catamore Blvd.
East Providence, RI 02914
Mike Gorman-Sports Director

WTEV-TV
New Bedford, MA
Mike Lyons-Sports Dir.

Wire Services

ASSOCIATED PRESS
Boston Office
Dave O'Hara-Sports Editor

UNITED PRESS INTERNATIONAL
Boston Office
Pete May-Sports Editor

Local Radio

WICE
North Providence, RI

WPRO
East Providence, RI

WPJB
Providence, RI

WJMF
Bryant College
Smithfield, RI 02917

WEAN
Providence, RI

WRIB
East Providence, RI

WJAR
Providence, RI

WHIM
East Providence, RI

WNRI
Woonsocket, RI

WWON
Woonsocket, RI

WLKW
Providence, RI

WGNG
Cumberland, RI

1979-80
PRE-SEASON ROSTER

NAME	CLASS	POS.	AGE	HT.	WT.	HOMETOWN	HIGH SCHOOL
Berlo, Paul	Fr.	F	18	6-5	195	Scituate, MA	Scituate
Corbett, Bob	Sr.	G	21	6-1	170	Latham, NY	Shaker
DeWitt, Ernie	Jr.	F	21	6-4	190	Newport, RI	Rogers
Mahon, Bob	Jr.	G	21	5-11	170	Avon, NJ	Worcester Acad.
Mangum, John	So.	G	20	6-2	185	Providence, RI	Central
Mazzulla, Dan	Sr.	F	21	6-4	200	Johnston, RI	Johnston
SanSouci, Peter	So.	F	19	6-3	180	N. Smithfield, RI	N. Smithfield
Savickas, Joe	Jr.	G	21	5-9	160	Providence, RI	Our Lady of Prov.
Sweet, Don	Jr.	G	20	6-8	225	Johnston, RI	Johnston
Venter, Ray	Fr.	G	18	6-2	180	Providence, RI	Hendricken
Verni, Dennis	Fr.	F/C	19	6-7	220	Rochester, NY	Worcester Acad.
Yukna, Bill	Sr.	F	22	6-4	190	Kensington, CT	Berlin

Media Photos

These photos are 65 line screen suitable for newspaper reproduction.



Lee Drury



Dan Mazzulla




Ernie DeWitt



Bob Mahon




John Mangum



Don Sweet



Joe Savickas



Bob Corbett



Peter SanSouci



Paul Berlo



Ray Venter



Dennis Verni

1979-80 SCHEDULE

DAY	DATE	OPPONENT	SITE	TIME
*Tues.	Nov. 13	Yugoslavian Nationals	H	8:00 p.m.
*Fri.	Nov. 30	Quinnipiac College	H	8:00 p.m.
*Mon.	Dec. 3	Barrington College	H	8:00 p.m.
*Wed.	Dec. 5	Southern Connecticut	H	8:00 p.m.
*Sat.	Dec. 8	Bridgeport University	H	8:00 p.m.
*Mon.	Dec. 10	New Hampshire College	A	7:30 p.m.
*Wed.	Dec. 12	Southeastern Mass. Univ.	H	8:00 p.m.
*Fri.	Dec. 14	University of Hartford	A	7:30 p.m.
Fri.	Dec. 28	Hartwick Christmas Tourney	A	TBA
Sat.	Dec. 29	Hartwick Christmas Tourney	A	TBA
*Sat.	Jan. 12	American International College	A	7:30 p.m.
Wed.	Jan. 16	Western New England College	A	7:30 p.m.
*Sat.	Jan. 19	Southeastern Mass. Univ.	A	8:00 p.m.
Mon.	Jan. 21	Eastern Illinois	A	7:30 p.m.
*Sat.	Jan. 26	Springfield College	H	8:00 p.m.
*Tue.	Jan. 29	Rhode Island College	A	8:00 p.m.
Thu.	Jan. 31	Babson College	A	8:00 p.m.
*Sat.	Feb. 2	Quinnipiac College	A	8:00 p.m.
*Mon.	Feb. 4	Sacred Heart Univ.	H	8:00 p.m.
*Wed.	Feb. 6	Bentley College	H	8:00 p.m.
*Mon.	Feb. 11	St. Anselms College	H	8:00 p.m.
*Wed.	Feb. 13	Central Conn. State College	A	8:00 p.m.
*Sat.	Feb. 16	Stonehill College	A	8:00 p.m.
*Thu.	Feb. 21	Assumption College	H	8:00 p.m.
*Sat.	Feb. 23	New Haven University	A	8:00 p.m.
*Wed.	Feb. 27	Lowell University	H	8:00 p.m.

*WICE-AM (1290)