

DECLASSIFIED
917643
AUTHORITY
BY LJA/NARA DATE 2-18

REC'D JUN 14 1935

CLASSIFICATION CANCELLED

1605.4
Kellatt KD-1

NATIONAL ADVISORY COMMITTEE FOR AERONAUTICS

CLASSIFICATION CANCELLED

NACA FILE COPY

MEMORANDUM REPORT

Expires on last
back cover.

RETURN TO

FOR INFORMATION

COMMITTEE

ON AERONAUTICS

Washington, D. C.

BLADE MOTION AND BOUNCING TESTS OF KD-1 AUTOGIRO

By JOHN B. WHEATLEY

CLASSIFICATION CANCELLED

FILE COPY

To be returned to
the files of the National
Advisory Committee
for Aeronautics
Washington, D. C.

Authority H. J. Dryden Date 10-1-52
Dir., Aeron. Research
NACA

By OES see NACA change
Status: Inactive #805

June 13, 1935

2c rec'd 12-28-40
3c rec'd 12-26-45

DECLASSIFIED

977643

AUTHORITY

BY 21 NARA DATE 2-18

~~CLASSIFICATION CANCELLED~~
MEMORANDUM REPORT


BLADE MOTION AND BOUNCING TESTS OF KD-1 AUTOGIRO

BY JOHN B. WHEATLEY

There are forwarded herewith the results of blade motion and bouncing tests on the Kellett KD-1 three-bladed autogiro. Motion picture records and two-component accelerometer records were taken in flight during glides at air speeds from 30 miles per hour to 100 miles per hour indicator readings. Calibration curves of correct indicated air speed and rotor speed as functions of air speed meter reading were established with a trailing pitot-static head and a rotoscope, at 2,000 ft. altitude and an air density of 0.00231 slug/cu.ft., all tests being made at approximately that density.

The test results are given in figures 1 to 14 and tables I to III. Rotor speed and $\frac{V}{\Omega R} (= \frac{u}{\cos \alpha})$ are shown as functions of indicated air speed in figure 1. A typical curve of flapping angle β and of the angular motion λ about the vertical pin as functions of azimuth angle ψ are given in figure 2, showing the relative dispersion of the experimental data. All curves of this type have been analyzed on the assumption that they are expressible in the forms

$$\beta = a_0 - a_1 \cos \psi - b_1 \sin \psi - a_2 \cos 2\psi - b_2 \sin 2\psi$$



- 2 -

and

$$\lambda = -a_1 \cos \psi - b_1 \sin \psi - a_2 \cos 2\psi - b_2 \sin 2\psi$$

and the results of this analysis are shown in figures 3 and 4 and tables I and II as functions of the speed ratio $\frac{V}{\Omega R}$. The twist of the blade at the fifteen foot radius has been plotted in figures 5 to 12, the dynamic twist θ' being the difference between the zero reading, which varies for different runs because of the camera position, and the curve of pitch angle θ as a function of ψ . This twist angle has been assumed expressible in the form

$$\theta' = \epsilon_0 + \epsilon_1 \cos \psi + \eta_1 \sin \psi + \epsilon_2 \cos 2\psi + \eta_2 \sin 2\psi + \epsilon_3 \cos 3\psi + \eta_3 \sin 3\psi$$


and the resultant data is shown in figure 13 and in table III. Figure 14 shows a typical accelerometer record obtained simultaneously with the blade motion data.

Much of the test data is self-explanatory, so only items of particular interest will be discussed. In figure 3 it will be seen that a_1 differs from its usual form in that it does not increase steadily with $\frac{V}{\Omega R}$. This can be adequately explained by reference to the curves of pitch angle θ against ψ , which show a variation in blade pitch angle which would replace part of the flapping motion represented by a_1 . The

| | |
|--------------|-----------|
| DECLASSIFIED | |
| 117643 | |
| AUTHORITY | |
| BY 23 NARA | DATE 2-18 |

- 3 -

curves of Θ against ψ are consistent with the fact that the c.g. position of the rotor blade along the chord is at 22.5 percent c , which is always forward of the c.p., giving a washed-out blade when the rotor develops thrust. The amount of washout varies with the thrust and the c.p. position of the thrust, and consequently with ψ . The thrust is a maximum and the c.p. position farthest aft between $\psi = 0$ and $\psi = 90^\circ$, and this is reflected in the marked decrease in Θ in that range. Figure 10 is particularly noteworthy because of the high-frequency vibration of the blade manifested in part of the range. It is thought that at this particular rotor speed the natural frequency of the blade in torsion is an integral multiple of the rate of rotation of the rotor, which results in a repeated oscillation in phase with itself during successive rotor revolutions. At a different rotor speed the phase relation would change and merely result in dispersing the data. Figure 14 shows that in the strictest sense there is no bouncing in this rotor, bouncing being a vibration with a frequency of three times the rotor speed. The vibration in the normal acceleration at 34 miles per hour occurs at twice rotor speed, or approximately at 6 cycles/sec.; as the air speed increases, there is superposed on this vibration another one of the same frequency as the rotor speed, giving an



- 4 -

acceleration record resembling a cycloid curve. The vibration of the same frequency as the rotor can be ascribed to a slight difference in the pitch angle of the individual blades, which would result in a slightly uneven distribution of the thrust load. No explanation has been found for the presence of a vibration at twice rotor speed. The scale on the normal component of the accelerometer is 1 inch of ordinate equals 2.33 g.

Langley Memorial Aeronautical Laboratory,
National Advisory Committee for Aeronautics,
Langley Field, Va., June 13, 1935.

John B. Wheatley
John B. Wheatley,
Junior Aeronautical Engineer.

Approved:

Elton W. Miller
Elton W. Miller,
Principal Mechanical Engineer.

B

DECLASSIFIED
100 917643
AUTHORITY
BY 23 NARA DATE 2-18

TABLE I
KD-1 TEST
SUMMARY β

| $\frac{V}{\Omega R}$ | a_0 | a_1 | b_1 | a_2 | b_2 |
|----------------------|-------|-------|-------|-------|-------|
| 0.125 | 8.44 | 0.94 | 1.86 | 0.09 | -0.15 |
| .158 | 8.14 | 1.53 | 1.86 | .15 | -.17 |
| .188 | 7.79 | 1.62 | 1.93 | .11 | -.15 |
| .217 | 7.72 | 1.50 | 1.99 | .16 | -.18 |
| .246 | 7.52 | 1.79 | 2.00 | .18 | -.20 |
| .273 | 6.50 | 1.24 | 2.04 | .28 | -.16 |
| .298 | 6.97 | 1.40 | 2.11 | .31 | -.25 |
| .317 | 6.26 | 1.37 | 2.15 | .38 | -.28 |

DECLASSIFIED
 100 977643
 AUTHORITY
 BY 23 NARA DATE 2-18

TABLE II

KD-1 TEST

SUMMARY λ

| $\frac{v}{\Omega R}$ | a_1 | b_1 | a_2 | b_2 |
|----------------------|-------|-------|-------|-------|
| 0.125 | -0.55 | 0.08 | 0.01 | 0.01 |
| .158 | -.60 | .23 | .01 | .01 |
| .188 | -.54 | .20 | .01 | .02 |
| .217 | -.53 | .13 | .02 | .04 |
| .246 | -.56 | .20 | .03 | .04 |
| .273 | -.47 | 0 | .01 | .06 |
| .298 | -.55 | .08 | 0 | .03 |
| .317 | -.52 | 0 | 0 | .04 |

DECLASSIFIED
 AUTHORITY
 BY 23 NARA DATE 2-18


TABLE III

KD-1 TEST

SUMMARY θ'

| $\frac{V}{\Omega R}$ | ϵ_0 | ϵ_1 | η_1 | ϵ_2 | η_2 | ϵ_3 | η_3 |
|----------------------|--------------|--------------|----------|--------------|----------|--------------|----------|
| 0.125 | -1.13 | 0.12 | -0.51 | 0.01 | 0.02 | 0.13 | -0.14 |
| .158 | -.57 | -.20 | -.69 | .10 | -.14 | .06 | -.06 |
| .188 | -1.16 | .01 | -.77 | .08 | -.15 | .11 | -.05 |
| .217 | -.90 | -.13 | -1.05 | .17 | -.15 | .12 | -.08 |
| .246 | -1.38 | .12 | -1.27 | .20 | -.14 | .18 | -.13 |
| .273 | -1.11 | -.09 | -1.46 | .71 | -.42 | -.06 | .16 |
| .298 | -1.51 | .31 | -1.61 | .48 | -.35 | .21 | .21 |
| .317 | -1.63 | .52 | -2.13 | .74 | -.19 | .34 | -.12 |

DECLASSIFIED
917643
AUTHORITY
BY 231 NARA DATE 2-1-8



ATRIUM ADVISORY
COMMITTEE FOR AERONAUTICS

KEUFFEL & ESSER CO. N. Y.

DECLASSIFIED
977643
AUTHORITY
BY 21 NARA DATE 2-18




FIG. 3

DECLASSIFIED
NO. 977643
AUTHORITY
BY [initials] NARA DATE 2-1-88

KD TEST

FOURTH QUANTILE X-VALUES

8
4
0
-4
-8






Fig. 4

NO DECLASSIFIED
977643
AUTHORITY
BY LI NARA DATE 2-18



NATIONAL ADVISORY
COMMITTEE FOR AERONAUTICS
KUPFFER & ESSER CO. N. Y.


DECLASSIFIED
977643
AUTHORITY
BY 23 NARA DATE 2-1-8



NATIONAL ADVISORY
COMMITTEE ON AERONAUTICS

REPORT NO. 1081

DECLASSIFIED
917643
AUTHORITY
BY LS NARA DATE 2-1-18

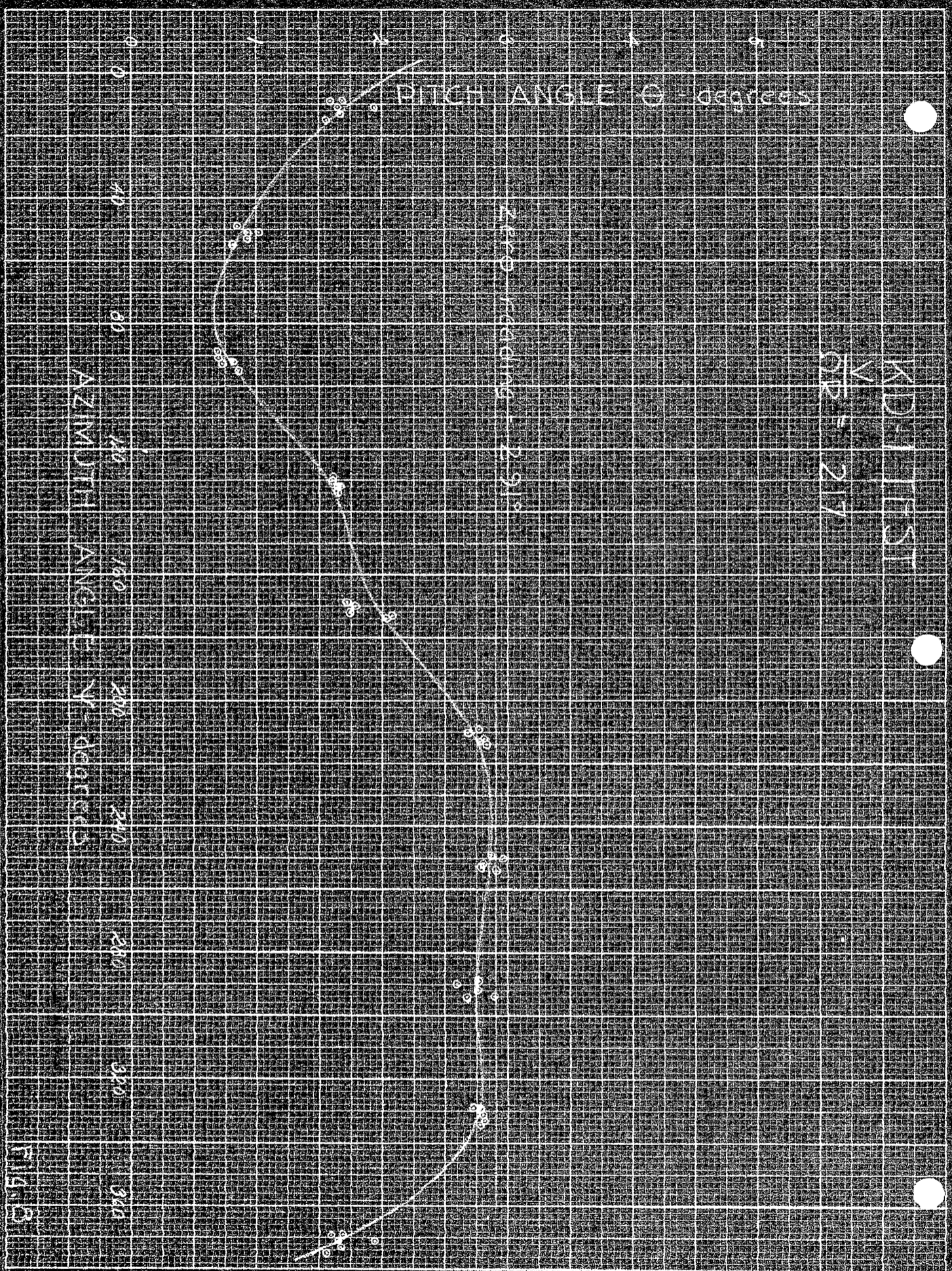


NATIONAL ADVISORY
COMMITTEE FOR AERONAUTICS

KUHFEL & ESSIG CO. N.Y.

UNCLASSIFIED
977643


AUTHORITY
BY LS NARA DATE 2-1-8



NATIONAL ADVISORY
COMMITTEE FOR AERONAUTICS

L. & ESSER CO. N.Y.

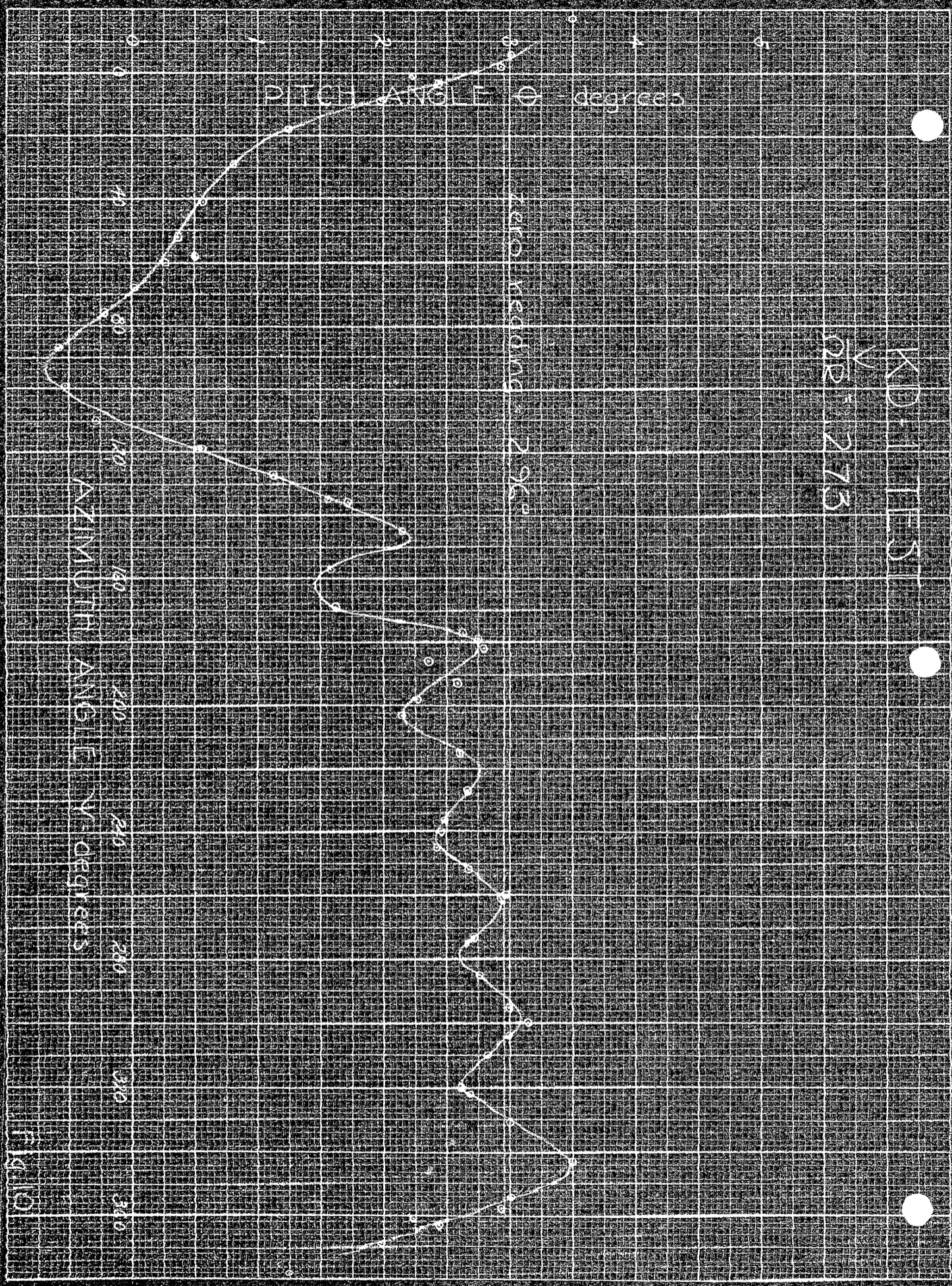
UNCLASSIFIED
 917643
 AUTHORITY
 BY LI NARA DATE 2-1-8



NATIONAL ADVISORY
 COMMITTEE FOR AERONAUTICS

REPORT OF THE


DECLASSIFIED
917643
AUTHORITY
BY LS NARA DATE 2-1-8



KD 1115
OR 275

NATIONAL ADVISORY
COMMITTEE FOR AERONAUTICS
RESEARCH & ESTABLISHMENT


DECLASSIFIED
977643
AUTHORITY
BY LS NARA DATE 2-1-8



NATIONAL ADVISORY
COMMITTEE FOR AERONAUTICS

REDFIELD & ISSERSON - N.Y.

NHQ DECLASSIFIED
 917643
 AUTHORITY
 BY 21 NARA DATE 2-1-18




KNIGHT
 V. 517
 CR

NATIONAL ADVISORY
 COMMITTEE FOR AERONAUTICS

17
 27
 37

DECLASSIFIED
917643
AUTHORITY
BY 23 NARA DATE 2-18

NATIONAL ADVISORY
COMMITTEE FOR AERONAUTICS



DECLASSIFIED
917643
AUTHORITY
BY 25 NARA DATE 2-18




FIGURE 14.

