

# Influence of Mixing on the Azo-Coupling of 1-Naphthol and Diazotized Aniline

José Garcia-Rosas\* and Sergio Petrozzi\*\*

**Abstract.** The azo-coupling reaction between 1-naphthol and diazotized aniline in alkaline media has been studied. It is shown that the product distribution is mixing-dependent. Reaction is rapid, and the kinetically controlled regime is reached only at high stirrer speeds.

## 1. Introduction

Generally, little attention is paid to the effect of mixing on single-phase chemical reactions. This is justified, if the reactions are sufficiently slow that mixing is accomplished, before reaction has occurred to a significant extent. Fast reactions, however, may be influenced by mixing, which then increases the time (or equivalently the reactor volume) required to achieve a certain conversion and, even more important, which may alter the product distribution relative to carrying out the reaction under chemically controlled conditions (perfect mixing). Poor mixing may lead to by-products, which have to be separated from the desired material.

Reports of mixing effects with several homogeneous, liquid-phase multiple reactions are found in the literature [1]. Failure to consider and report mixing conditions unequivocally may result in product-distribution data of fast chemical reactions which can be difficult to reproduce or, on comparing data from different sources, may be misleading. Diazo-coupling reactions between phenols and aromatic azo compounds are very common in the dyestuff industry [2]. In particular, the azo-coupling reaction of 1-naphthol and diazotized aniline has been studied extensively [3-7]. However, different and to a certain extent contradictory results for the product distribution and its dependence on the

pH have been found [3-7]. In this work, it is shown that this azo-coupling reaction (Scheme) is mixing-dependent. Monoazo (*ortho* and *para*) and bisazo dyestuffs are produced in proportions which depend on the mixing intensity.

## 2. Experimental

### 2.1. Materials

Phenyldiazonium chloride was prepared in soln. from NaNO<sub>2</sub>, HCl and aniline (Merck, FRG). The diazotization was conducted in the classical manner [2], using a slight excess of NaNO<sub>2</sub>, which was destroyed later by adding urea. The solns. are rather unstable (thermal decomposition) [8] [9], and were, therefore, kept in an ice-bath and used within 2 h of their preparation.

1-Naphthol (Merck, FRG) solns. were prepared by dissolving the solid in de-ionised water. NaOH was added shortly before azo-coupling.

2-(Phenylazo)-1-naphthol (I) was prepared from β-naphthoquinone (Fluka, pract.) and phenylhydrazine hydrochloride (Fluka, puriss.) as described by Zincke and Bindewald [10]. It was recrystallised twice from EtOH. M.p. 138°.

4-(Phenylazo)-1-naphthol (II) was prepared from diazotised aniline and 1-naphthol using the method described by Witt and Dedichen [11]. It was purified by recrystallization from AcOH and EtOH. M.p. 208°.

2,4-Bis(phenylazo)-1-naphthol (III) was prepared by the method of Bamberger and Heimberg [12], i.e. from 1-naphthol and diazotised aniline, and purified by recrystallization from aniline. M.p. 195°.

### 2.2. Analytical Method

The UV/VIS absorption spectra of the *ortho*- and *para*-monoazo dyestuffs and the bisazo dyestuff were measured in 0.1N NaOH, 0.1% (v/v) pyridine aq. solns.

at 25°. The dyestuff crystals were first dissolved in pyridine and then diluted using an alkaline soln. This facilitated their dissolution. The dyestuffs particularly 2-(phenylazo)-1-naphthol (I) and 2,4-bis(phenylazo)-1-naphthol (III), have a low solubility in aq. solns. Fig. 1 shows the extinction coefficients of the three dyestuffs. As reference soln. in the spectrophotometric measurements, a 0.1N NaOH, 0.1% pyridine aq. soln. was used. Absorption maxima are observed at 496 and 320 nm for I, 496 and 288 nm for II, and 540, 466, and 290 nm for III. Similar spectra have been obtained in 0.01N NaOH, 50% pyridine aq. solns. [6].

In a mixture of the three dyes, the total absorption *a* is given by Eqn. 1 (Lambert-Beer law), where ε<sub>R,o</sub>, ε<sub>R,p</sub>, and

$$a = \epsilon_{R,o} C_{R,o} l + \epsilon_{R,p} C_{R,p} l + \epsilon_S C_S l \quad (1)$$

ε<sub>S</sub> are the molar extinction coefficients of the *ortho*-monoazo, *para*-monoazo, and bisazo derivatives, respectively. C<sub>R,o</sub>, C<sub>R,p</sub>, and C<sub>S</sub> are the corresponding concentrations, and *l* is the path length. Eqn. 1 can also be written as:

$$\frac{a}{\epsilon_{R,o} l} = C_{R,o} + \frac{\epsilon_{R,p}}{\epsilon_{R,o}} C_{R,p} + \frac{\epsilon_S}{\epsilon_{R,o}} C_S \quad (2)$$

Eqn. 2 is of the form *t* = *A* + *B**X* + *C**Y*. Thus, to determine the concentrations of the different species in samples of unknown composition, the absorption was measured at different wavelengths (from 270 to 570 nm) and a multilinear regression analysis of Eqn. 2 was employed.

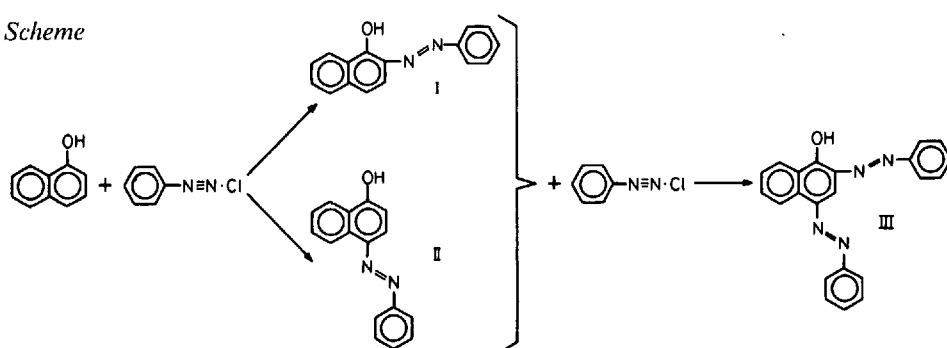
### 2.3. Azo-Coupling Experiments

Semibatch experiments were carried out, in which a soln. of diazotized aniline (13 mol·m<sup>-3</sup>, pH ca. 2), 1/2 (pK<sub>1</sub> + pK<sub>2</sub>) = 11.9 [2], was slowly added to an alkaline soln. of 1-naphthol (volume = 1.5 × 10<sup>-3</sup> m<sup>3</sup>, concentration = 1.39 mol·m<sup>-3</sup>), pK = 9.8 [2], originally present in a glass vessel. The stoichiometric ratio, defined as moles of 1-naphthol/moles of diazotized aniline (N<sub>Ao</sub>/N<sub>Bo</sub>), was 1.05-1.10. The concentrations of NaOH in the 1-naphthol solns. were 0.1, 0.05, 0.025, 0.02, and 0.01N. The corresponding measured pH values were as follows (given in the same order as the concentrations): before addition of the diazo component: 12.88, 12.63, 12.34, 12.26, and 11.92; after addition: 12.84, 12.58, 12.27, 12.16, and 11.76. A rotor-stator type mixer (Ystral GmbH, FRG) was employed. In a previous study, the energy dissipation rate (*e*) of the mixer has been estimated at different speeds [13]. *e* (W/kg) is given for dilute aq. solns. by Eqn. 3, where *N* is the speed in rpm:

$$e = 3.94 \times 10^{-10} N^3 \quad (3)$$

The diazotized aniline soln. was fed immediately below the mixing head in the arrangement shown schematically in Fig. 2. The experiments were performed at r. t. (24 ± 1°). The feed rates varied between 1.7 × 10<sup>-7</sup> m<sup>3</sup>·s<sup>-1</sup> at the lowest speeds and 5 × 10<sup>-7</sup> m<sup>3</sup>·s<sup>-1</sup> at speeds above 5000 rpm. When the addition of diazotized aniline was completed, a sample was taken from the resulting soln. It was diluted and brought to 0.1N NaOH and 0.1% pyridine conditions, and analysed spectrophotometrically to determine the product composition as described above. In the spectrophotometric determination, the reference soln. contained, apart from 0.1N NaOH and 0.1% pyridine, a quantity of 1-naphthol corresponding to the slight unreacted excess over a 1:1 stoichiometric ratio (N<sub>Ao</sub>/N<sub>Bo</sub>). TLC confirmed the presence of the three dyestuffs in the mixture, sometimes accompanied by traces of some unidentified impurity. A mixture of AcOBu/NH<sub>3</sub>, 25% aq./pyridine/H<sub>2</sub>O in the ratio 10:10:1:4 was used as eluent.

Scheme



\* Correspondence: Dr. J. Garcia-Rosas  
Ciba-Geigy AG  
Klybeck  
CH-4057 Basel  
\*\* Present address: S. Petrozzi  
Technisch-Chemisches Laboratorium  
ETH-Zentrum  
CH-8092 Zürich

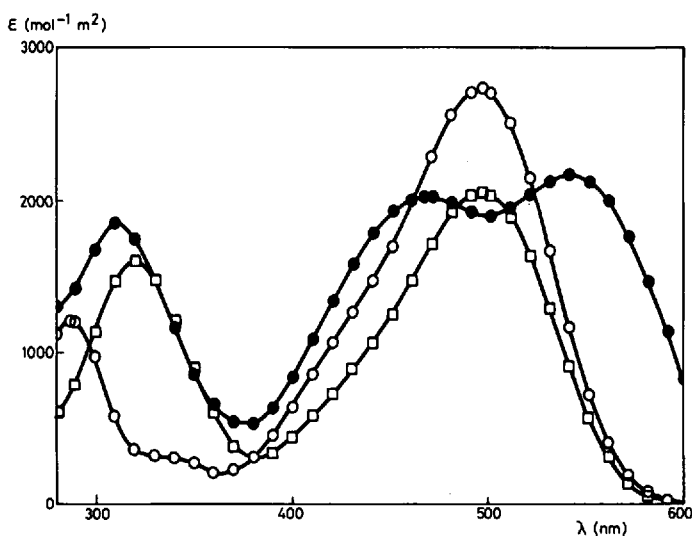
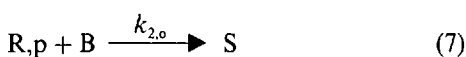
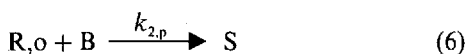
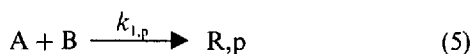
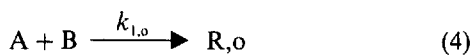


Fig. 1. Absorption spectra in 0.1N NaOH, 0.1% (w/v) pyridine aqueous solutions at 25°. □: 2-(Phenylazo)-1-naphthol (I), ○: 4-(Phenylazo)-1-naphthol (II), ●: 2,4-Bis(phenylazo)-1-naphthol (III).

3. Results and Discussion

The azo-coupling between 1-naphthol (A) and diazotised aniline (B) can be seen as a series of parallel, consecutive reactions:



where R,o and R,p represent the *ortho*- and *para*-monoazo dyestuffs, respectively, and S is the bisazo dyestuff. If equimolar quantities of A and B (or, as in our case, a slight excess of A species) are allowed to react, one should expect the formation of R,o, R,p, and S species in a proportion which is solely determined by the stoichiometric ratio ( $N_{A_0}/N_{B_0}$ ) and the magnitude of the rate constants (which are pH-dependent) for Eqns. 4–7. However, this is only true, if the reactions are carried out under chemically controlled conditions [14]. Otherwise, diffusion (and hence mixing intensity) also plays a role in determining the product distribution. The Table shows the measured product distribution as a function of the rotor speed of the mixer at different NaOH concentrations. At a given NaOH concentration, the proportion of bisazo dyestuff decreases (and thus the amount of monoazo dyestuff, *ortho* + *para*, increases) with increasing speed.

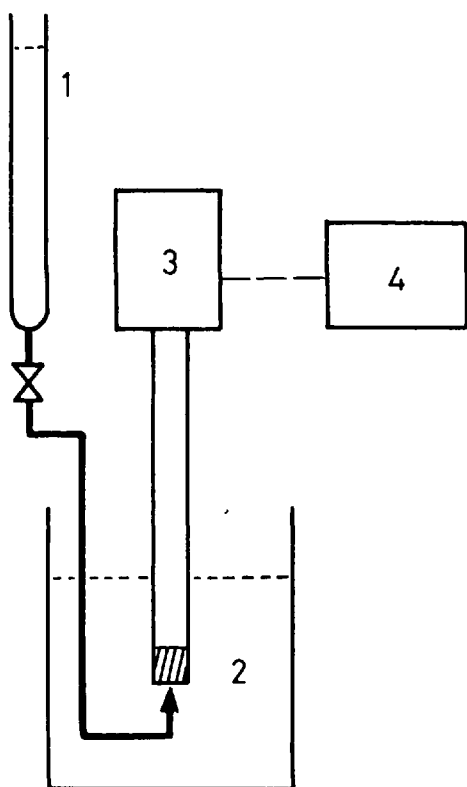


Fig. 2. Experimental set-up. 1: Diazotized aniline solution, 2: reaction vessel, 3: mixer, 4: speed governor.

This is also represented in Fig. 3, where X is defined as:

$$X = \frac{2 C_S}{C_{R,o} + C_{R,p} + 2 C_S} \quad (8)$$

Thus, X represents the fraction of limiting reagent (diazotized aniline), which has reacted to produce the bisazo compound.

At the highest NaOH concentration (0.1N), practically only monoazo dyestuff is produced independent of the mixing intensity ( $N > 1000$  rpm, *i. e.*, energy dissipation rate  $> 0.4$  W/kg). At lower NaOH concentrations, an increasing effect of the speed on the product distribution is observed (Fig. 3). Speeds lower than 1000 rpm and NaOH concentrations below 0.01N led to large amounts of bisazo dyestuff, which precipitated from the solution due to its low solubility.

The results in the Table also show that there is a tendency towards obtaining a smaller proportion of *ortho*-monoazo derivative at higher NaOH concentrations. The ratio *ortho/para* derivatives in the product seems to be only slightly affected by mixing. Both *ortho* and *para* have similar extinction coefficients in the VIS region. The main difference in their absorption spectra is found in the UV at wavelengths where 1-naphthol, pyridine, and impurities coming probably from the thermal decomposition of the diazonium salt also absorb. Therefore, it was difficult in some cases to determine the amount of each component (*ortho* and *para*) separately.

At speeds above 5000 rpm (energy dissipation rate  $> 49$  W/kg), the curves X vs. N tend to level off (Fig. 3), *i. e.* the chemically controlled regime is probably reached. Since the ratio *para/ortho*  $\gg 1$ , then  $k_{1,p} \gg k_{1,o}$ , and, therefore, the formation of the bisazo compound should go mainly via Eqn. 7. Using a stopped-flow apparatus with optical detection, it was possible to measure  $k_1 = k_{1,p} + k_{1,o}$ . The values obtained were  $2.7 \times 10^3$  and  $2.2 \times 10^3$   $\text{mol}^{-1} \cdot \text{m}^3 \cdot \text{s}^{-1}$ , measured in 0.025 and 0.0125N NaOH, respectively, using an excess of 1-naphthol (pseudo first-order con-

Table. Product Distribution ((moles of *i*/total moles)  $\times 100$ , values  $\pm 0.5\%$ ) for the Azo-Coupling of 1-Naphthol (I) and Diazotized Aniline

NaOH concentration	$\dot{N}$ [rpm]	Monoazo [%]			Bisazo [%]
		<i>para</i>	<i>ortho</i>	total	
0.025N	1000	84.8	9.7	94.5	5.5
	2000	86.2	9.1	95.3	4.7
	3000	—	—	96.1	3.9
	4000	—	—	96.1	3.9
	6000	88.0	8.7	96.7	3.3
	8000	90.0	7.5	97.5	2.5
0.05N	700	91.5	5.7	97.2	2.8
	1000	94.0	4.5	98.5	1.5
	5000	94.8	4.3	99.1	0.9
	8000	95.6	3.9	99.5	0.5
0.10N	1000	—	—	99.0	1.0
	2000	94.5	5.4	99.9	0.1
	4000	95.2	4.6	99.8	0.2
	5000	96.5	3.1	99.6	0.4
	6000	—	—	99.5	0.5

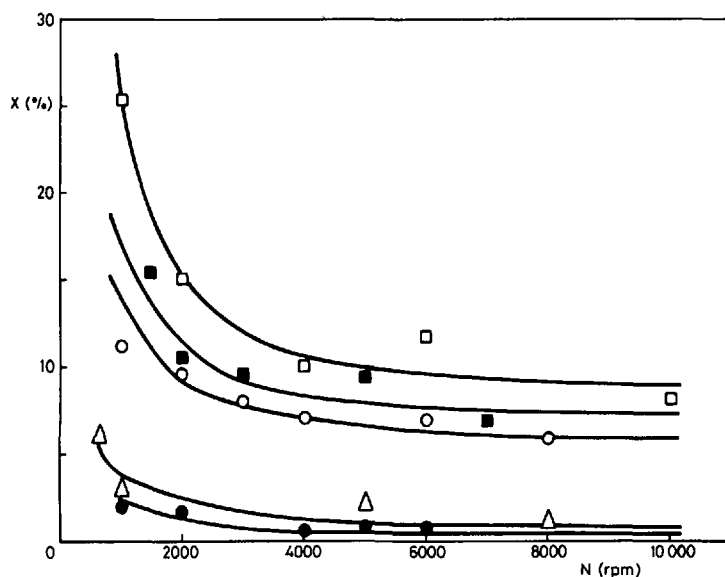


Fig. 3. Fraction of diazotized aniline present in the product as bisazo derivative as a function of the mixer speed at different NaOH concentrations. ●: 0.1N, △: 0.05N, ○: 0.025N, ■: 0.02N, □: 0.01N.

ditions) at 25°. Kropacova *et al.* [7] report a value of  $0.6 \times 10^3 \text{ mol}^{-1} \cdot \text{m}^3 \cdot \text{s}^{-1}$  at 20° and 0.05M ionic strength. This value, however, does not include the base catalysis effect which appears to be the cause of the higher values of  $k_1$  obtained from our measurements. Attempts were made to measure  $k_{2,0}$ . Nevertheless the formation of bisazo dyestuff seems to be more complicated than suggested by Eqn. 7. In 0.025N NaOH, two reaction steps were detected: one in the 0.1–1 s range and a much slower one in the 1–10 s range at reactant concentrations of  $0.5 \text{ mol} \cdot \text{m}^{-3}$ .

Mixing effects on chemical reactions are expected when the half lifetimes of reaction ( $t_R$ ) and diffusion ( $t_D$ ) are comparable (fast or diffusion-reaction regime), or when  $t_D \gg t_R$  (instantaneous or diffusion-controlled regime). Theoretical models predict half lifetimes for diffusion, which are given by:

$$t_D \approx 2 (v/e)^{1/2} \text{ arc sinh } (0.05 Sc) \quad (9)$$

where  $Sc = \text{Schmidt number} = v/D$ ;  $v$  is the kinematic viscosity,  $D$  is the molecular diffusivity, and  $e$  is the energy dissipation rate [15].

At a speed of, for example, 1000 rpm,  $e = 0.4 \text{ W/kg}$ . For aqueous solutions at room temperature [15],  $v = 10^{-6} \text{ m}^2 \cdot \text{s}^{-1}$ ,  $D = 7.8 \times 10^{-10} \text{ m}^2 \cdot \text{s}^{-1}$ ,  $Sc = 1280$ , we obtain  $t \approx 16 \text{ ms}$ .

When the diazotized aniline solution enters the reaction zone (before blending with the bulk), it has a concentration of  $13 \text{ mol} \cdot \text{m}^{-3}$  and an acidic pH. The initial concentration of 1-naphthol is  $1.39 \text{ mol} \cdot \text{m}^{-3}$ . At these concentration levels, the primary reaction presents half lifetimes between 0.03 and 0.3 ms. At the same concentrations, the half lifetime for the secondary reaction (only faster step considered) may well be in the range 4–400 ns.

Based on the half lifetimes for the reactions (primary and secondary) and diffusion, one may expect that poor mixing:

- slows down the formation rate of monoazo dyestuff,  $t_D \gg t_R$ , and
- makes the reaction monoazo → bisazo occur in the diffusion-reaction regime,  $t_D \approx t_R$ , with the consequent alteration of the product distribution relative to the chemical or slow reaction regime.

Another factor directly related to mixing, which can influence the product distribution, is the existence of local pH gradients. Indeed, the azo-coupling reaction liberates protons which under certain circumstances may produce local pH values, which are lower than those in the bulk solution [16]. Thus, in the azo-coupling reaction of 1-naphthol and diazotised aniline, poor mixing conditions would favour the formation of *ortho*-monoazo and bisazo dyestuffs.

#### 4. Conclusions

The product distribution of fast consecutive, competitive reactions may be influenced by mixing. An assessment of the mixing conditions, under which the reaction takes place, is convenient. The evaluation of the half lifetimes for diffusion and reaction gives an idea of the conditions, under which a mixing effect may be expected.

The authors wish to thank Prof. J. R. Bourne for useful discussion of the manuscript.

Received: April 9, 1990

- [1] See for example: a) E. L. Paul, R. E. Treybal, *AIChE J.* **1971**, *17*, 718; b) S. B. Hanna, E. Hunziker, T. Saito, H. Zollinger, *Helv. Chim. Acta* **1969**, *52*, 1537; c) A. Zoulalian, J. Villermaux, *Adv. Chem.* **1974**, *133*, 348; d) J. R. Bourne, F. Kozicki, P. Rys, *Chem. Eng. Sci.* **1981**, *36*, 1643.
- [2] H. Zollinger, "Azo and Diazo Chemistry", Interscience, New York, 1961.
- [3] H. E. Fiertz, H. Bruetsch, *Helv. Chim. Acta* **1921**, *4*, 375.
- [4] L. N. Ogoleva, B. I. Stepanov, *Zh. Organ. Khim.* **1961**, *1*, 2083.
- [5] Y. Bansho, L. Saito, T. Yagi, *Kogyo Kagaku Zasshi* **1960**, *63*, 1597.
- [6] S. Kishimoto, T. Hirashima, O. Manabe, H. Hiyama, *Kogyo Kagaku Zasshi* **1968**, *71*, 1195.
- [7] H. Kropacova, J. Panchartek, V. Sterba, K. Valter, *Collect. Czech. Chem. Commun.* **1970**, *35*, 3287.
- [8] M. L. Crossley, R. H. Kienle, C. H. Benbrook, *J. Am. Chem. Soc.* **1940**, *62*, 1400.
- [9] D. Schulte-Frohlinde, H. Blume, *Z. Phys. Chem. Neue Folge* **1968**, *59*, 299.
- [10] Th. Zincke, H. Bindewald, *Ber. Deutsch. Chem. Ges.* **1884**, *17*, 3026.
- [11] O. N. Witt, J. Dedichen, *Ber. Deutsch. Chem. Ges.* **1897**, *30*, 2657.
- [12] E. Bamberger, F. Heimberg, *Ber. Deutsch. Chem. Ges.* **1895**, *28*, 1894.
- [13] J. R. Bourne, J. Garcia-Rosas, *Chem. Eng. Res. Des.* **1986**, *64*, 11.
- [14] O. Levenspiel, "Chemical Reaction Engineering", 2nd edn., Wiley & Sons, New York, 1972.
- [15] J. R. Bourne, K. Ravindranath, S. Thoma, *J. Org. Chem.* **1988**, *53*, 5166.
- [16] H. Belevi, J. R. Bourne, P. Rys, *Helv. Chim. Acta* **1981**, *64*, 1599.