



Hülse, D., Arndt, S., Wilson, J. D., Munhoven, G., & Ridgwell, A. (2017). Understanding the causes and consequences of past marine carbon cycling variability through models. *Earth-Science Reviews*, 171, 349-382.  
<https://doi.org/10.1016/j.earscirev.2017.06.004>

Peer reviewed version

License (if available):  
CC BY-NC-ND

Link to published version (if available):  
[10.1016/j.earscirev.2017.06.004](https://doi.org/10.1016/j.earscirev.2017.06.004)

[Link to publication record in Explore Bristol Research](#)  
PDF-document

This is the author accepted manuscript (AAM). The final published version (version of record) is available online via Elsevier at <https://www.sciencedirect.com/science/article/pii/S0012825216303191> . Please refer to any applicable terms of use of the publisher.

## **University of Bristol - Explore Bristol Research**

### **General rights**

This document is made available in accordance with publisher policies. Please cite only the published version using the reference above. Full terms of use are available:  
<http://www.bristol.ac.uk/pure/about/ebr-terms>

# Understanding the ocean's biological carbon pump in the past: Do we have the right tools?

Dominik Hülse<sup>1</sup>, Sandra Arndt<sup>1</sup>, Jamie D. Wilson<sup>1</sup>, Guy Munhoven<sup>2</sup>, and  
Andy Ridgwell<sup>1,3</sup>

<sup>1</sup>School of Geographical Sciences, University of Bristol, Clifton, Bristol BS8 1SS, UK

<sup>2</sup>Institute of Astrophysics and Geophysics, University of Liège, B-4000 Liège, Belgium

<sup>3</sup>Department of Earth Sciences, University of California, Riverside, CA 92521, USA

*Correspondence to:* D. Hülse (Dominik.Huelse@bristol.ac.uk)

Keywords: Biological carbon pump; Earth system models; Ocean biogeochemistry; Marine sediments; Paleoceanography

**Abstract.** The ocean is the biggest carbon reservoir in the surficial carbon cycle and, thus, plays a crucial role in regulating atmospheric CO<sub>2</sub> concentrations. Arguably, the most important single component of the oceanic carbon cycle is the biologically driven sequestration of carbon in both organic and inorganic form- the so-called biological carbon pump. Over the geological past, the intensity of the biological carbon pump has experienced important variability linked to extreme climate events and perturbations of the global carbon cycle. Over the past decades, significant progress has been made in understanding the complex process interplay that controls the intensity of the biological carbon pump. In addition, a number of different paleoclimate modelling tools have been developed and applied to quantitatively explore the biological carbon pump during past climate perturbations and its possible feedbacks on the evolution of the global climate over geological timescales. Here we provide the first, comprehensive overview of the description of the biological carbon pump in these paleoclimate models with the aim of critically evaluating their ability to represent past marine carbon cycle dynamics. First, the paper provides an overview of paleoclimate models and paleo-applications for a selection of Earth system box models and Earth system Models of Intermediate Complexity (EMICs). Secondly, the paper reviews and evaluates three key processes of the marine organic and inorganic carbon cycling and their representation in the discussed paleoclimate models: biological productivity at the ocean surface, remineralisation/dissolution of particulate carbon within the water column and the benthic-pelagic coupling at the seafloor. Illustrative examples using the model GENIE show how different parameterisations of water- column and sediment processes

can lead to significantly different model results. The presented compilation reveals that existing paleoclimate models tend to employ static parametrisations of the biological carbon pump that are empirically derived from present-day observations. These approaches tend to represent carbon transfer in the modern ocean well; however, their empirical nature compromises their applicability to past climate events characterized by fundamentally different environmental conditions. GENIE results show that paleoclimate models may for instance over- or underestimate carbon sequestration in the ocean-sediment system with important implications for the accuracy of the predicted climate response. Finally, the paper discusses the importance of using models of different complexities and gives suggestions how they can be applied to quantify various model uncertainties.

## Contents

<b>1</b>	<b>Introduction</b>	<b>4</b>
<b>2</b>	<b>Paleoclimate Earth system models</b>	<b>9</b>
	2.1 Earth system box models . . . . .	11
35	2.2 Earth system Models of Intermediate Complexity . . . . .	11
<b>3</b>	<b>The Biological Carbon Pump in Models</b>	<b>13</b>
	3.1 Biological production . . . . .	16
	3.1.1 Organic carbon production . . . . .	16
	3.1.2 Pelagic calcium carbonate production . . . . .	18
40	3.2 Intermediate and deep ocean . . . . .	20
	3.2.1 Particulate Organic Carbon . . . . .	20
	3.2.2 Dissolved Organic Carbon . . . . .	31
	3.2.3 Particulate Inorganic Carbon . . . . .	34
	3.3 Benthic zone . . . . .	38
45	3.3.1 Shallow-water carbonate sediments . . . . .	42
	3.3.2 Deep-sea Sediments . . . . .	44
	3.3.3 Conclusion . . . . .	49
<b>4</b>	<b>Conclusions and future directions</b>	<b>49</b>
	4.1 The importance of different models . . . . .	50
50	4.2 Quantifying uncertainty . . . . .	51
	4.3 Outstanding modelling issues . . . . .	54
<b>A</b>	<b>Earth Sytem Model applications</b>	<b>56</b>
	A1 . . . . .	56

## 1 Introduction

55 The evolution of global climate on geological timescales can be viewed as a series of warm and cold periods that are associated with variations in atmospheric carbon dioxide (CO<sub>2</sub>) concentrations. Over long timescales (> 10<sup>6</sup> years) the climate system is driven by a dynamic balance between varying CO<sub>2</sub> inputs from volcanoes and metamorphic alteration of rock, and the removal of CO<sub>2</sub> from the ocean-atmosphere system through weathering and burial of carbon in marine sediments  
60 (e.g. Berner, 1991; Berner and Caldeira, 1997; Kump et al., 2000; Ridgwell and Zeebe, 2005). An important aspect of paleoclimate studies and in particular numerical modelling, is to quantify the dynamic balance between carbon sources and sinks and its possible feedbacks on the evolution of the global climate over geological timescales. The oceans and the surface sediments contain the largest carbon reservoir within the surficial Earth system (~38,850 Pg C) and are therefore essential for  
65 understanding the global carbon cycle and climate on longer (> 100 years) timescales (Berner et al., 1989; Siegenthaler and Sarmiento, 1993; Archer and Maier-Reimer, 1994; Mackenzie et al., 2004). On even longer timescales (more than 100,000 years) deeply buried sediments and crustal rocks provide the ultimate long-term sink for CO<sub>2</sub> which is balanced by volcanic degassing (Mackenzie et al., 2004, Fig. 1).

70 The net removal of CO<sub>2</sub> from the atmosphere to the oceans and sediments is today almost entirely a direct consequence of the combined effect of the solubility and biological pump (Volk and Hoffert, 1985). The solubility pump (which is not further investigated in this paper) describes the air-sea gas exchange of CO<sub>2</sub> and is estimated to account for only ~10% of the surface-to-deep gradient of (preindustrial) dissolved inorganic carbon (DIC) (Sarmiento and Gruber, 2006). The biological  
75 carbon pump refers in this paper to both, the organic and inorganic carbon fixed by primary producers in the euphotic zone and exported to the ocean below, where it is respired, dissolved or buried in the sediments (Fig. 2; Volk and Hoffert, 1985). The growth of phytoplankton in the light-flooded surface layer of the global ocean removes nutrients and carbon from the water and transforms them into cellular material and/or inorganic carbonates. Upon organism death, part of this produced particulate  
80 organic and inorganic carbon (POC, PIC) sinks out of the euphotic zone. In addition, dissolved organic carbon (DOC) is either scavenged by particle aggregates and sinks to the deep ocean or is redistributed into the deeper layers by ocean circulation. In today's well oxidised ocean a large fraction of the gross primary production of organic matter is remineralised by bacterial activity in the water column and less than ~ 0.5% of it is ultimately buried in marine sediments (Fig. 1; Hedges

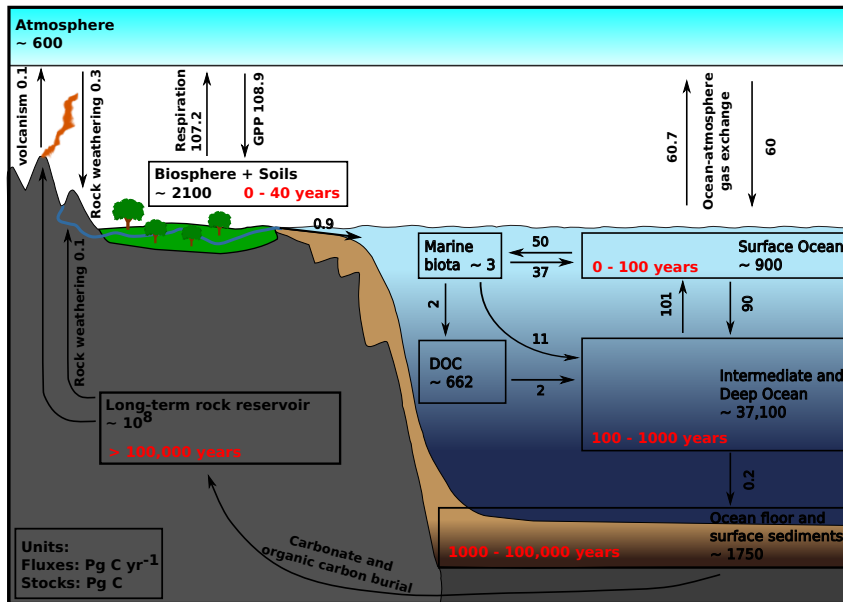


Figure 1: A simplified view of the global carbon cycle showing the approximate carbon stocks in Pg C and main annual fluxes in Pg C yr<sup>-1</sup> for the preindustrial era (largely based on IPCC 2013 (Ciais et al., 2014) and Hain et al. (2014), GPP: Gross Primary Production). Years in red indicate the timescales at which the reservoirs exert control on atmospheric CO<sub>2</sub> concentrations. Thus, the biological carbon pump in the ocean is important on timescales shorter than about 1000 years, whereas the sediments become influential on timescales of 1000 to 100,000 years.

85 and Keil, 1995; Burdige, 2007). Despite intense ocean upwelling and mixing, the biological pump results in distinct ocean depth gradients of carbon, nutrients and oxygen. In particular its control on surface ocean DIC concentration, which is next to temperature, wind speed and ambient pH one of the main drivers of air-sea carbon dioxide fluxes, is of fundamental importance for the global carbon cycle and thus global climate (Volk and Hoffert, 1985). In fact, modelling studies have shown that

90 atmospheric CO<sub>2</sub> concentrations would be significantly higher above an abiotic ocean (Sarmiento and Toggweiler, 1984; Archer et al., 2000b). Sarmiento and Gruber (2006) show that the organic part of the biological pump is responsible for about 70% and the inorganic part for 20% of the total preindustrial dissolved inorganic carbon transfer from the surface to the deeper ocean. The remaining 10% are attributed to DIC variations driven by temperature variations, ocean mixing and

95 the solubility pump.

The efficiency of the biological pump depends not only on the rate of carbon fixation and export out of the surface layer, but also on the depth at which the organic and inorganic carbon is respired or dissolved. This depth determines the time during which carbon is isolated from the atmosphere and therefore atmospheric CO<sub>2</sub> concentration exhibits an inverse relationship to the efficiency of the biological pump (Yamanaka and Tajika, 1996; Boyd and Trull, 2007). Estimates for global organic carbon exported from the surface to the deeper ocean are in the range of 5-11 Pg C yr<sup>-1</sup> (Laws et al., 2000; Dunne et al., 2007; Henson et al., 2011). In the contemporary, well-oxygenated ocean, only a small fraction of the carbon organically produced in the surface ocean escapes microbial degradation (remineralsation) and is eventually buried in the sediment (e.g. Middelburg and Meysman, 2007). This imbalance between photosynthesis and degradation has been of major importance to life on Earth because it enabled accumulation of molecular oxygen in the atmosphere and the storage of organic matter in sediments over a period of at least the last two billion years (e.g. Holland, 1984; Berner, 1989). The inorganic carbon flux is strongly coupled to the organic carbon flux by the biologically driven carbonate precipitation and the effect of organic matter remineralisation on carbonate preservation (see Box 1 or, e.g., Hales, 2003; Ridgwell and Zeebe, 2005). The complex interplay and the strong feedbacks between fluxes and transformations of carbon in the ocean-sediment system limit our predictive ability of the global climate system and its evolution throughout Earth's history (Falkowski et al., 2000).

In general, it is extremely difficult to disentangle the underlying physical and biogeochemical process interplay from observations that simply reflect the net process outcome. Appropriate mathematical models can help as they provide the ability to monitor various rates of biogeochemical processes and related fluxes. They also present the opportunity to analytically test hypotheses that arise from observations. Therefore, mathematical models are very useful tools to explore and quantify the carbon cycling through the ocean-sediment system, as well as implications for the global climate evolution. The model-supported analysis of the global carbon cycle-climate feedbacks started in the early seventies with the development of steady-state biogeochemical cycle models (e.g. Garrels and Mackenzie, 1972). Shortly thereafter, early time-dependent multi-box models with biogeochemical cycles able to evolve over time provided the first insights in the long-term dynamics (> 1 Myr) of the carbon cycle (e.g. Lerman et al., 1975). Over the following decades, these models were extended and improved in response to the rapidly increasing body of new proxy data that has become available in increasing resolution and detail (e.g. Berner models: Berner, 1991, 1994; Berner and Kothavala,

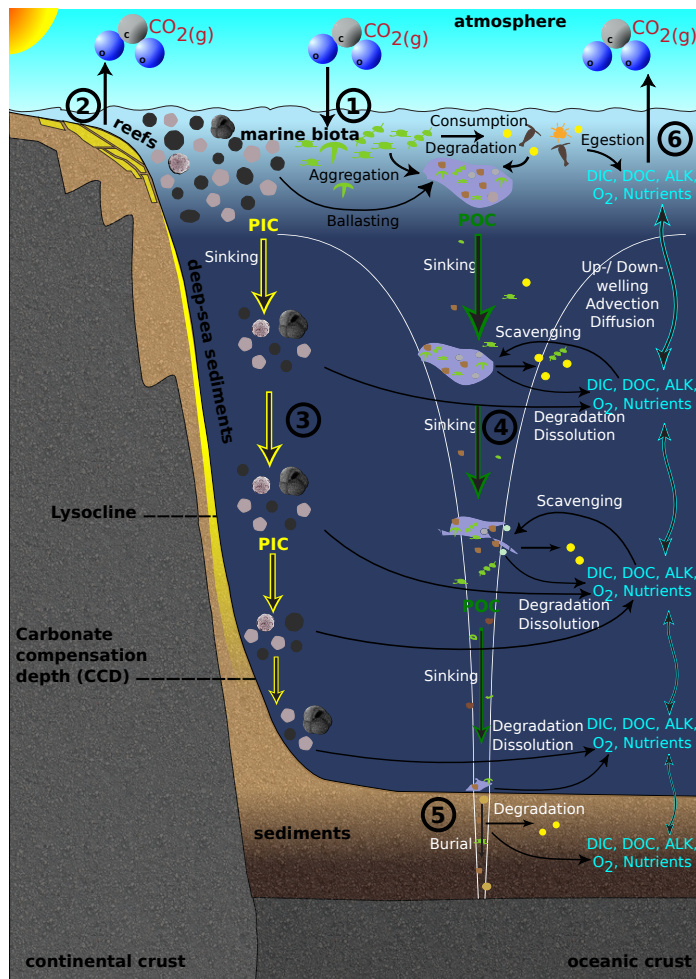


Figure 2: Schematic of the main processes constituting the ocean's solubility and biological pumps (labelled 1 to 6). **1:** Air-sea gas exchange of  $\text{CO}_2$ , used by phytoplankton to form cellular material. Through complex recycling and aggregation pathways, agglomerations of POC and PIC are formed, heavy enough to sink out of the euphotic zone. **2:** Precipitation of  $\text{CaCO}_3$  by, e.g., coccolithophores and foraminifera in the open ocean or by corals and coralline algae in the shallow-water contributing to the formation of reefal structures, resulting in higher  $\text{pCO}_2$  at the surface and therefore a transfer of  $\text{CO}_2$  to the atmosphere. ( $\text{Ca}^{2+} + 2\text{HCO}_3^- \rightarrow \text{CaCO}_3 + \text{CO}_2(\text{aq}) + \text{H}_2\text{O}$ ). **3:** Carbonate sinking into the deeper ocean and forming deep-sea sediments. At the lysocline the rate of dissolution increases dramatically until below the CCD no  $\text{CaCO}_3$  is present in the sediment any more. **4:** Vertical settling flux of POC (in combination with PIC) that decreases approximately exponentially with depth. **5:** Deposition of organic carbon in the deep sea. Only a small fraction escapes degradation and is buried in the sediments. **6:** DIC in the upper ocean is created through degradation and egestion processes and upwelling of DIC rich subsurface waters. These processes contribute to raise surface water  $\text{pCO}_2$ , driving a transfer of  $\text{CO}_2$  to the atmosphere. 7



2001). Box models have proven extremely useful and continue to be used to investigate the long-term evolution of global biogeochemical cycles (e.g. Wallmann, 2001; Bergman et al., 2004; Arvidson et al., 2006, 2014) and to improve our general process understanding (e.g. Marinov et al., 2008).

130 However, they are less suited to study spatial differences of carbon cycle processes due to the low resolution of the global ocean. Over the past decades, faster processors and improved data storage devices have progressively allowed the application of increasingly resolved models on geological relevant timescales. In particular, coupled, multi-dimensional paleoclimate models have emerged in response to the rapid increase in computer power. However, the cycling of both organic and inor-

135 ganic carbon through the ocean-sediment system is driven by a complex interplay of biogeochemical processes. As opposed to much of the ocean physical dynamics, there is no fundamental theoretical framework for the description of these complex marine biogeochemical dynamics. Because of temporal and spatial constraints, unconstrained boundary conditions, excessive computational costs, but also simply because of the lack of mechanistic knowledge, paleoclimate models cannot capture

140 the full complexity of the real carbon cycle (Cox et al., 2000; Friedlingstein et al., 2003, 2006). Therefore, processes are often parametrised or neglected. Although such simplification is necessary it should ideally be based on a mechanistic understanding of the underlying processes. The applicability of parametrisations that are derived from observations of the present-day ocean-sediment system is particularly critical in the case of paleoclimate models, since observations are obtained

145 under environmental conditions that are largely different from the ones that most likely prevailed during past extreme events (compare Fig. 3).

Unlike in the case of ocean-atmosphere dynamics, there has not yet been any review study of the marine carbon cycle dynamics in paleoclimate models, a process which could help to substantially upgrade the performance of these models and raise the degree of confidence in their results. This

150 study reviews the approaches taken to encapsulate three key aspects of marine organic and inorganic carbon cycling into Earth system models: biological productivity at the ocean surface, remineralisation/dissolution of carbon within the water column and the benthic-pelagic coupling at the seafloor. The core problem addressed here is the range of formulations used to represent these key carbon cycle processes and the resulting divergence of predictions for carbon cycle change under different

155 boundary conditions, such as increased global temperatures, ocean anoxia or euxinia (Fig. 3). Although commonly not considered as part of the biological carbon pump, sediment dynamics are discussed as part of the benthic-pelagic coupling in this review as it plays an important role for

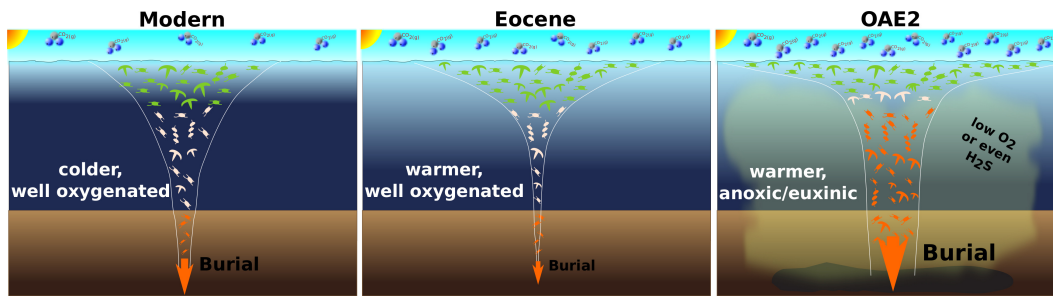


Figure 3: Schematic representation of the potential functioning of the biological pump in the modern world (left), during the Eocene (middle) and the oceanic anoxic event 2 (right, OAE2). There is much evidence that global mean ocean temperatures exceeded those of the modern day by several degrees during the Eocene epoch (55.5-33.7 Ma) and theory predicts that elevated temperatures should cause a decrease in the efficiency of the biological pump as sinking POC is more quickly remineralised. In contrast, during OAE2 (ca. 93.5 Ma) the ocean exhibited widespread oxygen depletion and photic zone euxinia (occurrence of hydrogen sulfide ( $H_2S$ )). At the same time the marine sediments are characterised by enhanced deposition of organic carbon-rich black layers.

carbon cycling and the climate system, especially on longer timescales ( $> 100$  years; Fig. 1). Conversely, the impact of ocean circulation on the biological carbon pump is not included as it is an indirect driver of marine carbon cycling.

First, different types of paleoclimate models are presented and compared; and an overview for their characteristic timescales of application is given (Section 2). The criteria employed for selecting the models for this study are summarised in Table 1. Thereafter, the focus of the paper is on reviewing the three key processes of the biological carbon pump and evaluating their representation in paleoclimate models by testing their ability to predict the response of carbon cycling under different extreme climate conditions (Section 3). The final part (Section 4), highlights the importance for applying models of different complexities, gives suggestions how these models can be applied to explore and quantify different model uncertainties, and summarises two key outstanding modelling issues.

## 2 Paleoclimate Earth system models

Numerical models are important tools that help us to understand the complex Earth system dynamics, including how climate and the biological pump have changed in the past and how they may evolve

Table 1: Criteria for selection of Box models and EMICs for this study (all must be satisfied).

<b>Criteria</b>	<b>Description</b>
Biological pump	Models including an ocean circulation model with a minimum set of components to facilitate the representation of the biological pump (e.g. biological uptake of tracers, export production, remineralisation in the water column).
Ocean resolution	Three-dimensional with a resolution lower than $2^\circ \times 2^\circ$ or at least represented by 10 homogeneous boxes or three zonally averaged ocean basins.
Applications	The model must have been applied to at least two different paleo-events or used in two different studies on the same event with a focus on biogeochemical processes in the ocean.

in the future (see e.g. Alverson et al., 2003; McGuffie and Henderson-Sellers, 2005; Randall et al., 2007). Existing Earth system models vary considerably in complexity from highly parametrised conceptual models (e.g., box models) to comprehensive coupled General Circulation Models (GCMs) and different scientific questions are tackled with different model approaches. GCMs encompass sophisticated representations of global atmosphere and ocean circulation and describe many details of fluxes between the ocean-atmosphere systems (see e.g. Washington and Parkinson, 2005). Newer GCMs also include refined ocean biogeochemistry models (e.g. PISCES (Aumont et al., 2015) and HAMOCC (Maier-Reimer et al., 2005)) but are mainly used to study biogeochemistry in the modern ocean. Historically, paleoclimate models with a focus on the ocean’s biological pump have evolved along two distinct paths. Earth system box models were designed around simplified multi-box or advection-diffusion models of the ocean circulation, while Earth System Models of Intermediate Complexity (EMICs; Claussen et al., 2002) can be considered as coarse resolution Earth system models (e.g. Eby et al., 2013). Writing a comprehensive review of all available models representing the biological pump would be an impossible task. Here we have chosen to focus on more computationally efficient models, such as box models (Section 2.1) and intermediate complexity models (Section 2.2) with a minimum set of components to facilitate the representation of the biological carbon pump. All selected models have been used to study biogeochemical cycling in Earth history and allow to run simulations for tens of thousands of years, thus are able to model processes involving the deep ocean and the marine sediments (compare Table 1). GCMs, employing a complex ocean biogeochemistry model, are not included in this review as their application is generally limited to the modern ocean and/or to short timescales due to their high resolution and complexity (yet, see e.g. Gröger et al., 2007, for a paleo-study using HAMOCC in a fully coupled GCM).

## 195 **2.1 Earth system box models**

Earth system box models are a very conceptualised representations of the Earth system and are employed to test hypotheses and to quantify large scale processes. Due to their high computational efficiency they allow the investigation of long-term dynamics in the Earth system and its biogeochemical evolution (compare Fig. 4). Sarmiento and Toggweiler (1984) for instance, simulated with a simple  
200 4-box model of the ocean-atmosphere the substantial influence of high latitude surface ocean productivity and thermohaline overturning rate on atmospheric CO<sub>2</sub> fluctuations during glacial-interglacial cycles. However, Earth system box models incorporate highly simplified representations of both the atmosphere and ocean systems with the notable exception of the GEOCLIM family of models which use the biogeochemical ocean-atmosphere model COMBINE (Goddéris and Joachimski,  
205 2004) and couple it to the three-dimensional climate model FOAM (see, e.g., Donnadiou et al., 2006). In general, the atmosphere is encapsulated into a simple one-box model and atmospheric processes are reduced to simple gas and sometimes heat exchange (e.g. DCESS Shaffer et al., 2008). Without a fully-resolved atmosphere, the upper oceanic boundary conditions (wind stress, heat flux, equilibrium state with fixed boundary conditions and fresh-water flux) can also not be defined in a  
210 physically rigorous way. Therefore, the representation of ocean circulation in these models is highly parametrised and ranges from simple multi-box models with prescribed exchange fluxes (e.g., BICYCLE, Köhler et al., 2005) to advection-diffusion box models (e.g., GEOCLIM *reloaded*, Arndt et al., 2011). Ice sheet dynamics are generally neglected due to the simplicity of the ocean-atmosphere models. Terrestrial vegetation and weathering fluxes are generally integrated in form of simplified  
215 rate laws (e.g., BICYCLE; Köhler et al., 2005).

## **2.2 Earth system Models of Intermediate Complexity**

Another class of so-called Earth system Models of Intermediate Complexity (Claussen et al., 2002) have been developed to close the gap between the computationally efficient, but conceptual box models and the computationally expensive general circulation models. The first EMIC-like models that already included and coupled important parts of the Earth system were developed in the  
220 early 1980s (Petoukhov, 1980; Chalikov and Verbitsky, 1984). The spatial resolution of EMICs is coarser than that of “state-of-the-art” GCMs. However, they explicitly simulate, in an interactive mode, the basic components of the Earth system, including the atmosphere, ocean, cryosphere and land masses, over a very wide range of temporal scales, from a season to hundreds of thousands

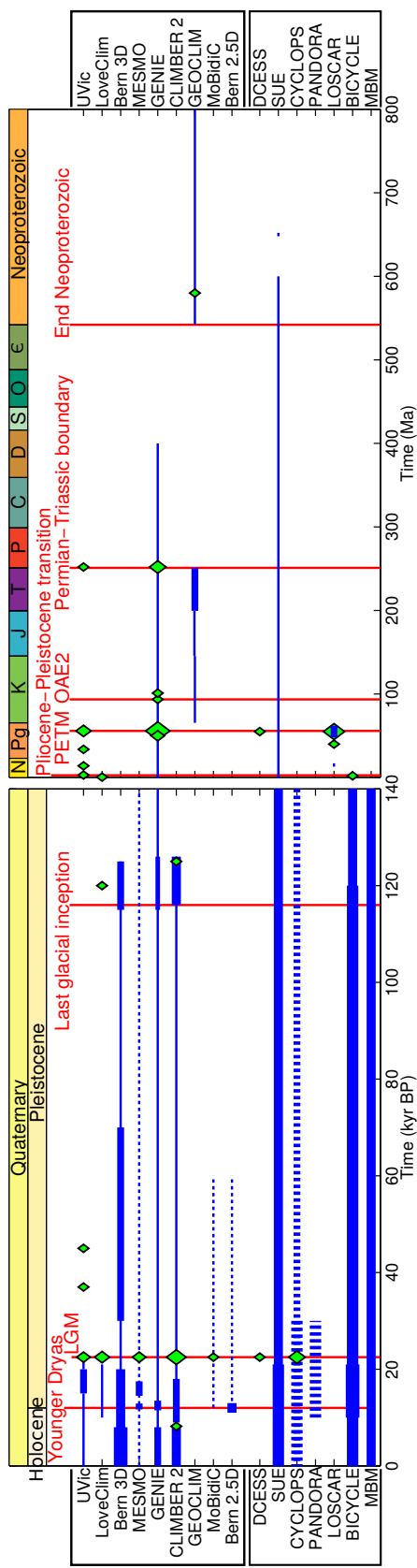


Figure 4: Timeline for EMIC and Earth system box model applications (ordered from higher to lower ocean resolution). Diamonds represent steady-state studies, solid lines display transient simulations for the specific time period and dotted lines steady-state studies for the respective period without a specified time. The size of the diamonds and thickness of the lines reflect the number of studies for this time period (also compare Table 6). The geological timescale abbreviations for the periods are: N: Neogene, Pg: Paleogene, K: Cretaceous, J: Jurassic, T: Triassic, P: Permian, C: Carboniferous, D: Devonian, S: Silurian, O: Ordovician,  $\epsilon$ : Cambrian. Note the change of timescale!

225 and even millions of years. In addition, EMICs include, although often in parametrised form, most  
of the processes described in GCMs (Claussen et al., 2002). On the other hand, they are efficient  
enough to resolve climate dynamics on the event-scale (kyrs) and are thus especially useful for the  
study of paleoclimate dynamics since they allow exploring the complex behaviour of Earth's cli-  
mate system as an integrated multi-component system with non-linearly coupled processes. Often  
230 EMICs incorporate more sub-component models (e.g. sediments) and climatic variables than GCMs  
(Petoukhov et al., 2005). Furthermore, they facilitate large ensemble experiments needed for climate  
sensitivity studies to external forcings (e.g. Dalan et al., 2005; Goodwin et al., 2009) and can pro-  
vide guidance for more detailed investigations using more complex GCMs. Also, due to their fast  
computation, EMICs are able to integrate long-term processes like carbonate preservation in marine  
235 sediments (Ridgwell and Hargreaves, 2007; Tschumi et al., 2011) which is important for regulating  
atmospheric CO<sub>2</sub> concentrations on timescales of thousands to tens of thousands of years (Ridg-  
well and Zeebe, 2005). The model design is generally driven by the underlying scientific questions,  
the considered temporal and spatial scales, as well as by the expertise of the research group. As a  
consequence, different components of the climate system are described with different levels of com-  
240 plexity. Most EMICs emerged from comprehensive, dynamic climate models that were used to study  
contemporary climate change and thus rely on sophisticated coupled ocean-atmosphere GCMs with  
integrated ice sheet dynamics (e.g. McGuffie and Henderson-Sellers, 2005). Terrestrial vegetation  
and weathering dynamics in EMICs are often included on the basis of dynamic models (such as  
VECODE in CLIMBER-2; Brovkin et al., 2002a; or RoKGeM in GENIE; Colbourn et al., 2013,  
245 respectively). A major caveat of many existing models is the lack of a sophisticated sedimentary  
biogeochemical model for organic carbon (compare Section 3.3). Notable exceptions are Bern 3D  
which includes a vertically-integrated, dynamic model considering oxic degradation and denitrifica-  
tion of organic carbon (Tschumi et al., 2011); the box model MBM, integrating a vertically-resolved  
advection-diffusion-reaction model for solid and solute species (MEDUSA, Munhoven, 2007); and  
250 DCESS, using a semi-analytical, iterative approach considering (oxic and anoxic) organic matter  
remineralisation (Shaffer et al., 2008).

### 3 The Biological Carbon Pump in Models

Over the geological past, the intensity of the biological pump has probably experienced significant  
spatial and temporal variability that can be directly linked to perturbations of the global carbon cycle

Table 2: Overview of EMICs mentioned in this study and their characteristics related to the biological pump.

Models	Ocean Model Resolution	Ocean Carbon Cycle			Sediments
		Surface Production	Tracers	Degradation	
<b>EMIC</b>					
<b>UVic</b>	3-D, 1.86° (meridional) x 3.6° (zonal), 19 vertical layers	Fully coupled carbon cycle + NPZD ecosystem representation + dynamic iron cycle; e.g. Schmittner et al. (2008), Keller et al. (2012), Nickelsen et al. (2015)	Phytoplankton (nitrogen fixers and others), NO <sub>3</sub> , PO <sub>4</sub> , O <sub>2</sub> , DIC, CaCO <sub>3</sub> , ALK, zooplankton, particulate detritus, POC, DOC, δ <sup>13</sup> C, δ <sup>18</sup> O, Fe, Fe <sub>p</sub>	Single exponential	CaCO <sub>3</sub> model with oxic-only sediment respiration (Archer, 1996a)
<b>LOVECLIM</b>	3-D, 3° x 3°, 30 vertical layers; Goosse et al. (2010)	Fully coupled carbon cycle; LOCH: Mouchet and Francois (1996); rain ratio depends on silica, tmp, CaCO <sub>3</sub> )	DIC, Alkalinity, dissolved inorganic phosphorous, DOC, POC, O <sub>2</sub> , org. and inorg. δ <sup>13</sup> C, δ <sup>18</sup> O, CaCO <sub>3</sub> , silica, opal	Power Law (Martin)	Constant part of POC & PIC is preserved; Goosse et al. (2010)
<b>Bern 3D</b>	3-D, horizontal 36x36 equal area boxes, 10°x(3.2-19.2)°, 32 vertical layers; Müller et al. (2006)	Fully coupled carbon cycle, Michaelis-Menten nutrient uptake kinetics, limited by PO <sub>4</sub> , Fe and light. Parekh et al. (2008); Tschumi et al. (2008)	CFC-11, PO <sub>4</sub> , DOP, DIC, DOC, δ <sup>13</sup> C, δ <sup>14</sup> C, δ <sup>39</sup> Ar, Ar, ALK, O <sub>2</sub> , FeT; Müller et al. (2008), Parekh et al. (2008)	Power Law (Martin)	Vertically integrated, dynamic model of top 10cm: oxic respiration and denitrification. CaCO <sub>3</sub> , opal, POM, clay and DIC, ALK, PO <sub>4</sub> , NO <sub>3</sub> , O <sub>2</sub> , silicic acid; Tschumi et al. (2011)
<b>MESMO</b>	3-D, horizontal 36x36 equal area boxes, 10° x (3.2-19.2)°, 16 vertical layers	Fully coupled carbon cycle, Michaelis-Menten nutrient uptake kinetics, limited by PO <sub>4</sub> , NO <sub>3</sub> , CO <sub>2</sub> , Fe, light and tmp; Matsumoto et al. (2008)	CFC-11, NO <sub>3</sub> , N <sup>*</sup> , <sup>15</sup> N, PO <sub>4</sub> , O <sub>2</sub> , DIC, CaCO <sub>3</sub> , ALK, POC, DOC, δ <sup>13</sup> C, <sup>14</sup> C	Tmp dependent	Vertically integrated model: u.a. CaCO <sub>3</sub> , detrital material, δ <sup>13</sup> C, δ <sup>14</sup> C; Ridgwell and Hargreaves (2007)
<b>GENIE</b>	3-D, horizontal 36x36 equal area boxes, 10° x (3.2-19.2)°, 8/16 vertical layers	Fully coupled carbon cycle, Michaelis-Menten nutrient uptake kinetics, limited by PO <sub>4</sub> , NO <sub>3</sub> , Fe and light, Ridgwell et al. (2007)	Ca. 56 dissolved and various solid tracers; see <a href="http://www.seao2.info/mycgenie.html">www.seao2.info/mycgenie.html</a>	Double Exponential / Tmp dependent / Power Law / Ballasting	Vertically integrated model: u.a. CaCO <sub>3</sub> , detrital material, δ <sup>13</sup> C, δ <sup>14</sup> C; Ridgwell and Hargreaves (2007)
<b>CLIMBER-2</b>	3 zonally averaged basins, 2.5° (meridional), 20 vertical layers	Fully coupled carbon cycle (HAMOCC3) + ecosystem model, Six and Maier-Reimer (1996)	DIC, DOC, PO <sub>4</sub> , O <sub>2</sub> , Alkalinity, silicate, isotopes ( <sup>12</sup> C, <sup>13</sup> C, <sup>14</sup> C, <sup>39</sup> A), δ <sup>18</sup> O; Brovkin et al. (2002)	Power Law (Suess)	CaCO <sub>3</sub> model with oxic-only sediment respiration (Archer, 1996a)
<b>GEOCLIM</b>	3 zonally averaged basins, 2.5° (meridional), 20 vertical layers (uses CLIMBER-2)	Fully coupled carbon cycle model, PO <sub>4</sub> limiting nutrient (using COMBINE, Goddérís and Joachimski (2004))	PIC, POC, PO <sub>4</sub> , O <sub>2</sub> , DIC, ALK, pH, δ <sup>13</sup> C, δ <sup>18</sup> O, Ca <sup>2+</sup> , CaCO <sub>3</sub>	Recycling rate linear fct of O <sub>2</sub>	Simple org. C, P model (COMBINE): oxic layer (C:P ratio ~ [O <sub>2</sub> ]) and constant sulfate reduction zone; Goddérís and Joachimski (2004)
<b>MoBidiC</b>	3 zonally averaged basins, 5° (meridional), 19 vertical layers	Fully coupled carbon-cycle, PO <sub>4</sub> limiting nutrient, Michaelis-Menten kinetics, Crucifix, (2005)	DIC, DI <sup>13</sup> C, DOC, DO <sup>13</sup> C, ALK, PO <sub>4</sub> , O <sub>2</sub> , <sup>14</sup> C, POC, CaCO <sub>3</sub>	Single exponential	No sediment representation
<b>Bern 2.5D</b>	zonally averaged, 3-basin circulation model, 14 vertical layers Marchal et al. (1998)	Michaelis-Menten kinetics, PO <sub>4</sub> limiting nutrient and relation to temperature. Marchal et al. (1999)	DOC, DIC, C, δ <sup>13</sup> C, δ <sup>14</sup> C, PO <sub>4</sub> , ALK, O <sub>2</sub> , CaCO <sub>3</sub> ; Marchal et al. (1998b)	Power Law (Martin)	No sediment representation
<b>Glossary</b>	3D resolution higher 10°x10°	Ecological model		Double exponential / Tmp dependent	Vertically integrated, organic and inorganic carbon burial
	3D resolution lower 10°x10°	Export production model (10 or more tracers)		Power Law or single exponential	Vertically integrated inorganic carbon burial - no organic carbon burial
	zonally averaged basins or boxes	Export production model (less than 10 tracers) or simpler model		Linear/complete recycling	Constant preservation

Table 3: Overview of Earth system box models mentioned in this study and their characteristics related to the biological pump (Glossary of Table 2 applies here as well).

Models	Ocean Model Resolution	Ocean Carbon Cycle			Sediments
		Surface Production	Tracers	Degradation	
<b>Lower order ESM</b>					
DCESS	2 x 55 boxes, 1 hemisphere, 100m vertical resolution, Shaffer et al. 2008	Export production model, PO <sub>4</sub> limiting nutrient, Yamanaka and Tajika (1996)	POC, PO <sub>4</sub> , O <sub>2</sub> , DIC, ALK, <sup>12,13,14</sup> C, CaCO <sub>3</sub>	Single exponential	Semi-analytical, oxic respiration and denitrification, CaCO <sub>3</sub> , Shaffer et al. 2008
SUE	Uses set-up of Bern 2.5D or PANDORA model	Export production model (siliceous and non-siliceous phytoplankton), limiting nutrients (PO <sub>4</sub> , H <sub>2</sub> SiO <sub>4</sub> , Fe); Ridgwell (2001)	PO <sub>4</sub> , H <sub>4</sub> SiO <sub>4</sub> , Fe, DIC, ALK, O <sub>2</sub> , CaCO <sub>3</sub> , POC, opal, DOM, <sup>12,13</sup> C, <sup>16,17,18</sup> O	Single exponential	CaCO <sub>3</sub> and opal as fct. of saturation state, Ridgwell et al. (2002), Archer (1991)
CYCLOPS	14/13 homogeneous boxes, e.g. Keir 1988, 1990; later 18 boxes, Hain et al. 2010	Fixed fraction of PO <sub>4</sub> depending on latitude, Keir (1988)	PO <sub>4</sub> , O <sub>2</sub> , DIC, ALK, <sup>δ<sup>13</sup>C</sup> , <sup>δ<sup>14</sup>C</sup> , POC, CaCO <sub>3</sub>	Fixed fraction depending on latitude	1. Similar to LOSCAR (but const. porosity); 2. Respiration driven CaCO <sub>3</sub> dissolution, Sigman et al. (1996)
PANDORA	10/11 homogeneous boxes, e.g. Broecker and Peng (1986, 1987)	Limiting nutrients (PO <sub>4</sub> , NO <sub>3</sub> ) with diff. residence times per box	PO <sub>4</sub> , NO <sub>3</sub> , O <sub>2</sub> , DIC, ALK, <sup>δ<sup>13</sup>C</sup> , <sup>δ<sup>14</sup>C</sup> , POC, Silica, CaCO <sub>3</sub> , <sup>39</sup> Ar, <sup>3</sup> He, <sup>13</sup> C/ <sup>12</sup> C	OM entirely recycled in water column	No sediment representation
LOSCAR	10 homogeneous boxes for modern ocean (13 e.g. for the P/E-version)	Biological uptake using Michaelis-Menten kinetics, PO <sub>4</sub> limiting nutrient	TCO <sub>2</sub> , TA, PO <sub>4</sub> , O <sub>2</sub> , <sup>δ<sup>13</sup>C</sup> , pH, Mg/Ca	no organic carbon	%CaCO <sub>3</sub> in the bioturbated layer as a fct. of sediment rain, dissolution, burial and chemical erosion - also variable porosity
BICYCLE	10 homogeneous boxes (5 surface, 2 intermediate, 3, deep); Köhler et al. (2005)	Fixed fraction of PO <sub>4</sub> , Munhoven and François (1996)	PIC, POC, PO <sub>4</sub> , O <sub>2</sub> , DIC, ALK, <sup>δ<sup>13</sup>C</sup> , <sup>δ<sup>14</sup>C</sup>	OM entirely recycled in water column	No sediment representation or restoration of prescribed lysocline or [CO <sub>3</sub> <sup>2-</sup> ]
MBM	10 homogeneous boxes (5 surface, 2 intermediate, 3, deep)	Similar to BICYCLE	DIC, TA, PO <sub>4</sub> , O <sub>2</sub> , CO <sub>2</sub> , <sup>δ<sup>13</sup>C</sup> , <sup>δ<sup>14</sup>C</sup> , OM, calcite, aragonite	Power Law (Martin)	advection-diffusion-reaction model MEDUSA: solids (clay, calcite, aragonite, OM), solutes (CO <sub>2</sub> , HCO <sub>3</sub> <sup>-</sup> , CO <sub>3</sub> <sup>2-</sup> , O <sub>2</sub> )

255 and climate (e.g. Sigman and Boyle, 2000; Kohfeld et al., 2005; John et al., 2014; Ma et al., 2014). Therefore, the description of the biological carbon pump exerts an important control on the performance and predictive abilities of Earth system models. Simulating the ocean's carbon pump is made difficult by the plethora of processes that govern the formation of particulate organic and inorganic carbon (POC, PIC) and dissolved organic carbon (DOC) in the euphotic zone, its export to depth  
260 and its subsequent degradation, dissolution or burial in the sediments. Unlike for ocean circulation, a fundamental set of first principle equations that govern nutrient cycling still remains to be defined, assuming they even exist. Thus a wide range of model approaches of varying sophistication have been put forward for specific problems (e.g. Bacastow and Maier-Reimer, 1990; Najjar et al., 1992; Maier-Reimer, 1993; Sarmiento et al., 1993; Six and Maier-Reimer, 1996). The following sections  
265 critically review important processes of the biological pump and their representation in paleoclimate models. They are separated into biological production in the surface ocean (3.1), carbon dynamics



in the deeper ocean (3.2) and benthic processes (3.3). The numerical representations are generally described moving from simple/empirical to more dynamic/mechanistic approaches. Even though the silica cycle is strongly interrelated with the biological pump (e.g. opal as a ballasting material; Klaas and Archer, 2002) we limit our review to carbon containing compounds and refer the interested reader to Ragueneau et al. (2000) and Tréguer and Rocha (2013) for reviews on the ocean silica cycle.

### 3.1 Biological production

Biological production is controlled by the availability of light, nutrients, and trace metals, as well as phytoplankton speciation, temperature, and grazing. At steady state, nutrients removed from surface waters in the form of descending particulate matter are balanced by the upward advective and diffusive supply of dissolved nutrients that support new production in surface waters (Eppley and Peterson, 1979). The production of PIC, POC and DOC in the surface ocean is thus driven by complex recycling and transformation pathways within the euphotic ecosystem (e.g. Sarmiento and Gruber, 2006). High data requirements, excessive computational demands, as well as the limited transferability of existing comprehensive ecosystem model approaches to the geological timescale compromise the application of these models in a paleo-context. Therefore, paleoclimate models generally treat surface ocean biogeochemical dynamics in a simplified way (see Fig. 5 for an overview).

#### 3.1.1 Organic carbon production

Model approaches can be broadly divided into two different classes (Fig. 5). A first class of models simply relates the whole-community export production directly to the availability of nutrients within the euphotic zone using either a nutrient restoration scheme towards a fixed concentration distribution ( $NU^*$ , e.g. Najjar et al., 1992), or a Michaelis-Menten term for uptake kinetics (e.g. Maier-Reimer, 1993). These export production models sometimes account for the more refractory DOC pools by assuming that a fixed fraction,  $\delta$ , of the produced carbon is converted to DOC in the production zone. The second class of models explicitly resolves, although in a very reduced and simplified way, part of the biological complexity that drives carbon production in the euphotic zone (Six and Maier-Reimer, 1996; Mouchet and François, 1996; Keller et al., 2012). In these models, the export production is driven by a pool of phytoplankton whose growth is controlled by the availability of nutrients, light, as well as temperature. Upon death, organisms feed the fast sinking particulate

### Export Production Models

Najjar et al. (1992); Maier-Reimer (1993); Yamanaka and Tajika (1996):

$$F_{\text{POC}}(z) = (1 - \delta) \cdot \int_0^{z_{\text{eup}}} k_{\text{max}} \cdot (NU - NU^*) dz \quad \text{if } NU > NU^* \quad (1)$$

$$F_{\text{POC}}(z) = 0 \quad \text{if } NU \leq NU^*$$

or

$$F_{\text{TOC}}(z) = \int_0^{z_{\text{eup}}} k_{\text{max}} \cdot \frac{NU}{NU + K_{\text{NU}}} dz \quad (2)$$

$$F_{\text{POC}}(z) = (1 - \delta) \cdot F_{\text{TOC}}(z) \quad (3)$$

$$F_{\text{DOC}}(z) = \delta \cdot F_{\text{TOC}}(z) \quad (4)$$

$$F_{\text{PIC}}(z) = r_{\text{PIC/POC}} \cdot F_{\text{POC}}(z) \quad (5)$$

### Biological Models

Mouchet and Francois (1996):

$$F_{\text{POC}}(z) = \int_0^{z_{\text{eup}}} \left( g_{\text{max}} \cdot \frac{P}{P + K_P} + d_{\text{Ph}} \right) dz \quad (6)$$

$$F_{\text{DOC}}(z) = 0$$

$$F_{\text{PIC}}(z) = r_{\text{PIC/POC}} \cdot F_{\text{POC}}(z) \quad (7)$$

Six and Maier-Reimer (1996) (or similarly Schmittner et al., 2005):

$$F_{\text{POC}}(z) = \int_0^{z_{\text{eup}}} \left( (1 - \epsilon_{\text{her}}) G \frac{P - P_{\text{min}}}{P + P_0} Z + d_{\text{Ph}}(P - P_{\text{min}}) + (1 - \epsilon_{\text{can}}) d_{\text{Zo}}(Z - Z_{\text{min}}) \right) dz \quad (8)$$

$$F_{\text{DOC}}(z) = \int_0^{z_{\text{eup}}} (\gamma_P(P - P_{\text{min}}) + \gamma_Z(Z - Z_{\text{min}})) dz \quad (9)$$

$$F_{\text{PIC}}(z) = r_{\text{PIC/POC}} \cdot F_{\text{POC}}(z) \quad (10)$$

### Glossary

$z$	Water depth	$z_{\text{eup}}$	Bottom of euphotic zone
$F_A$	Flux of A	TOC	Total Organic Carbon
$\delta$	Fraction of produced DOC	$k_{\text{max}}$	Max. production rate
$NU$	Simulated nutrient concent.	$NU^*$	Fixed nutrient concentration
$K_{\text{NU}}, K_P$	Michaelis-Menten term	$r_{\text{PIC/POC}}$	Rain ratio
$g_{\text{max}}$	Max. grazing rate	$d_{\text{Ph}}, d_{\text{Zo}}$	Specific mortality rate
$(1 - \epsilon_{\text{her}})$	Egestion as fecal pellets from herbivores	$(1 - \epsilon_{\text{can}})$	Egestion as fecal pellets from carnivores
$G$	Available biomass	$P_{(\text{min})}$	(Min) phytoplankton concentration
$P_0$	Half-saturation concentration for phytoplankton ingestion		
$Z_{(\text{min})}$	(Min) zooplankton concentration	$\gamma_P, \gamma_Z$	Excretion rate of DOC

Figure 5: Overview of model approaches that are applied in paleoclimate models to calculate surface ocean production/export production.

organic carbon pool and POC export production is thus determined by grazing and mortality rates. The biological model of Mouchet and François (1996) applies a simple maximum grazing rate with a Michaelis-Menten term that allows for a non-linear closure of the system. Six and Maier-Reimer (1996) on the other hand explicitly resolve the dynamics of nutrients, phytoplankton, zooplankton and detritus (NPZD-model) in the euphotic layer and account for the production of fecal pellets by both carnivores and herbivores. Furthermore, their model assumes that DOC is produced by exudation from phytoplankton and zooplankton excretion.

All Earth system box models integrate a simple export production model including highly parametrised maximum production terms, since their low spatial resolution does not permit the resolution of latitudinal temperature and light variations. Some EMICs also apply simple export production models, however, the maximum export production depends here on the ambient temperature and/or light conditions. The UVic model, CLIMBER-2 and LOVECLIM have more complex biological schemes, following Keller et al. (2012), Six and Maier-Reimer (1996) and Mouchet and François (1996), respectively. Although there is still a controversy about nitrogen or phosphorus being the ultimate limiter of oceanic primary production at geological timescales (Smith, 1984; Falkowski et al., 1998; Tyrrell, 1999), most paleoclimate models estimate export production directly from available surface phosphate concentrations, implicitly assuming that nitrogen fixation compensates for a potential nitrogen limitation.

### **3.1.2 Pelagic calcium carbonate production**

Today, the surface ocean is largely oversaturated with respect to carbonate phases (see Box 1 for a carbonate primer; Ridgwell and Zeebe, 2005). Nevertheless, due to the kinetically unfavourable initial step of crystal nucleation, abiotic carbonate precipitation is rare and only occurs in extreme environments as cements or ooids (e.g. Morse and He, 1993; Schneider et al., 2006). In the open ocean, the most important groups for the production of calcium carbonate ( $\text{CaCO}_3$ ) are marine organisms like coccolithophores, foraminifera and pteropods. These three groups are responsible for up to 70% of global  $\text{CaCO}_3$  precipitation (Milliman and Droxler, 1996). Coccolithophores are a group of algae (mostly unicellular) that form an outer sphere of small calcite crystals, known as coccoliths. The other two groups are heterotrophic zooplankton. Foraminifera form skeletons made out of calcite and pteropods, a general term for a group of molluscs, produce crystals made out of aragonite (the thermodynamically less stable form of calcium carbonate).

### Box 1: Calcium carbonate thermodynamics primer

One of the most common minerals on Earth is calcium carbonate ( $\text{CaCO}_3$ ) which is almost exclusively formed by biological processes. In the ocean  $\text{CaCO}_3$  most commonly exists in two crystal forms: *calcite* and *aragonite*. Because calcite is the more thermodynamically stable phase it is more abundant in the ocean and forms almost all deep sea carbonate sediments. Aragonite, on the other hand, is found in shallow-water sediments (e.g. corals). Carbonate precipitation can be described by the following chemical reaction:



Whether  $\text{CaCO}_3$  precipitates or dissolves can be directly linked to the concentrations of  $\text{Ca}^{2+}$  and  $\text{CO}_3^{2-}$  in sea-water which controls the stability of its crystal structure (Ridgwell and Zeebe, 2005). This is expressed as the *saturation state*  $\Omega$  of the solution and is defined as

$$\Omega = [\text{Ca}^{2+}] \times [\text{CO}_3^{2-}] / K_{\text{sp}},$$

where  $K_{\text{sp}}$  is a solubility constant which scales with increasing pressure (Zeebe and Wolf-Gladrow, 2001). Calcium carbonate is thermodynamically favourable to precipitate at  $\Omega > 1$  (i.e. in oversaturated environments) and prone to dissolution when  $\Omega$  is smaller than unity. The saturation state of the ocean generally decreases with water depth in response to the combined effects of the pressure-induced increase in the solubility constant and the release of  $\text{CO}_2$  through the degradation of sinking POC that decreases the ambient pH and thus the carbonate ion concentration (Ridgwell and Zeebe, 2005; Soetaert et al., 2007). Oceanic waters become undersaturated (i.e.  $\Omega < 1$ ) below the depth of the *saturation horizon* (i.e.  $\Omega = 1$ ) and carbonates start to dissolve. However, the process of dissolution proceeds only extremely slowly in the beginning. The depth at which the dissolution rate increases considerably and impacts become noticeable is known as the *lysocline* (Broecker, 2003) (sometimes defined at  $\Omega = 0.8$ , Milliman et al. (1999)). Deeper still, the rate of dissolution becomes fast enough to exactly balance the rate of supply of carbonates to the sediments and therefore no carbonates are preserved. This is termed the *carbonate compensation depth* (CCD) (compare Fig. 2).

As these biological processes and their links to ocean geochemistry are very complex, most paleoclimate models calculate marine carbonate export production as a fixed fraction of POC export production (the  $r_{\text{PIC}/\text{POC}}$  “rain ratio”, compare Fig. 5 and e.g. Yamanaka and Tajika, 1996). However, there is no simple means of deriving the value of  $r_{\text{PIC}/\text{POC}}$  as it is highly dependent on the local ecosystem structure (Shaffer, 1993). Paleoclimate models that integrate biological models generally apply a formulation that relates the rain ratio to the ecosystem structure. Otherwise, highly parametrised formulations on the basis of ambient temperature conditions (e.g. Maier-Reimer, 1993; Heinze et al., 1999; Archer et al., 2000b; Sarmiento et al., 2002) or the saturation state with respect to calcite are used (Ridgwell et al., 2007; Arndt et al., 2011). Only a small number of paleoclimate models distinguish between calcite and aragonite fractions as most of the global PIC export is driven by low-Mg calcite from coccolithophores and foraminifera (Iglesias-Rodriguez et al., 2002; Morse et al., 2007). The aragonite cycle is still poorly quantified and therefore, its rain ratio is considered

in a few models only: LOCH/LOVECLIM (Mouchet and François, 1996), MBM (Munhoven and François, 1996; Munhoven, 2007), and optionally in Bern 3D (Gangstø et al., 2011). Estimates for  
340 the fraction of aragonitic pteropods or heteropods in the global ocean carbonate rain are in the range of 10–50% (Berner, 1977; Berner and Honjo, 1981; Fabry, 1989).

### **3.2 Intermediate and deep ocean**

The remineralisation of biogenic particles exported from the surface ocean redistributes carbon and nutrients in the ocean exerting an important influence on atmospheric CO<sub>2</sub> levels. Changes in the  
345 depth-distribution of POC remineralisation controls the sequestration of CO<sub>2</sub> in the water column on timescales of decades to centuries (Kwon et al., 2009) whereas changes in the ratio of POC to CaCO<sub>3</sub> in fluxes reaching the sediment may change CO<sub>2</sub> over thousands to millions of years (Archer and Maier-Reimer, 1994; Roth et al., 2014). However, despite considerable effort to identify potential processes that control the fate of organic carbon in water column (e.g., Joint Global  
350 Ocean Flux Study (JGOFS, Buesseler and Boyd, 2009); VERTICAL Transport In the Global Ocean (VERTIGO, Trull et al., 2008)), the key processes are still not well understood (Boyd and Trull, 2007).

#### **3.2.1 Particulate Organic Carbon**

##### **3.2.1.1 Observations**

355 Field observations across the global ocean show that a large fraction of particulate organic carbon is efficiently degraded by bacterial activity as it sinks through the water column and that the recycling process is exponentially faster in the mesopelagic layers of the ocean than in the deeper ocean (e.g. Martin et al., 1987; Lutz et al., 2002; Honjo et al., 2008, compare Fig. 2 and 7). This is generally explained with either increasing particle sinking speeds with depths (Berelson, 2001) or a decrease  
360 in organic matter reactivity with depth/age because as POC sinks, labile organic components are degraded more readily, leaving more refractory material behind (e.g. Dauwe et al., 1999). However, the overall importance of this so-called selective preservation remains disputed (e.g. Hedges et al., 2001; Gupta et al., 2007), and little is known about the mechanistic control on decreasing organic matter degradability during sinking. Other mechanisms, such as physical protection (e.g. Keil and  
365 Hedges, 1993) likely also contribute to decreasing organic matter reactivity. Compilations of globally distributed sediment trap data show that the rate of attenuation with depth varies generally with

latitude. However, very little is known about what controls this geographical variability and different observations are seemingly inconsistent (see e.g. Henson et al., 2012; Marsay et al., 2015). Various mechanisms have been postulated to explain these spatial patterns, focusing again on either changes  
370 in the sinking rate or the degradation rate of POC.

As the density of typical organic matter ( $\sim 1.05 \text{ g cm}^{-3}$ , Logan and Hunt (1987)) is close to that of seawater ( $\sim 1.02\text{--}1.03 \text{ g/cm}^{-3}$ ) POC needs to aggregate or a source of weight in order to contribute significantly to the organic matter flux to the deep ocean. Strong global correlations between inorganic minerals (such as  $\text{CaCO}_3$ , opal and lithogenic material) and POC fluxes in the deep ocean led  
375 to the hypothesis that the denser minerals increased the density, and therefore sinking rate, of POC (the “ballast hypothesis”) (Armstrong et al., 2001; Klaas and Archer, 2002). Deep ocean POC fluxes are thus driven by the local biomineral (i.e. high in calcite-dominated and low in opal-dominated regions.) However, analyses of these relationships on temporal (Lam et al., 2011) and spatial scales (Wilson et al., 2012) have questioned the relative role of minerals as ballast material. The correlations may also reflect other processes governing the association between POC and minerals such as  
380 the presence of transparent exopolymer particles (TEP) that stimulate aggregation Passow (2004); De La Rocha et al. (2008). Another explanation for the observed regional POC flux variability is a temperature dependence for the degradation of organic matter. Temperature is a primary determinant for bacterial degradation rates (Gillooly et al., 2001; Matsumoto, 2007) and it has been shown that  
385 degradation rates are more sensitive to temperature than photosynthesis (López-Urrutia et al., 2006; Regaudie-de Gioux and Duarte, 2012). Thus, warmer waters are characterised by faster degradation rates and therefore shallower remineralisation (Marsay et al., 2015).

A hypothesis that combines elements of the previous mechanisms specifies ecosystem structure and specifically the extent of recycling of organic matter in the euphotic zone as an important factor  
390 governing the observed spatial variability in POC flux (Henson et al., 2012; Le Moigne et al., 2012, 2014). The reasoning is that in high export production areas (generally colder high latitudes) aggregates are rather fresh and loosely packed as they are a result of strong, seasonal diatom blooms, making them prone to rapid degradation. In low export production areas (warmer low latitudes) the material being finally exported has been processed multiple times in the euphotic layer and is  
395 therefore tightly-packed, highly refractory and thus experiences reduced microbial degradation at mesopelagic depths (Henson et al., 2012).

An increasing number of mechanisms have been identified that may contribute to changes in the attenuation of POC flux in the water column. However, as highlighted above, these mechanisms are potentially interlinked and difficult to distinguish from current observations. This represents a significant source of uncertainty surrounding the magnitude and sign of ocean carbon cycle feedbacks to changes in atmospheric CO<sub>2</sub> and climate (Barker et al., 2003; Riebesell et al., 2009).

### 3.2.1.2 Numerical approaches

Most Earth system models impose static POC depth profiles and are therefore based on simple fitting exercises to limited data sets rather than on a mechanistic understanding of the underlying processes. This is surprising, since more sophisticated models have long been used to study organic carbon degradation dynamics in soils and marine sediments over different timescales (e.g. Arndt et al., 2013). Even though still far from providing an appropriate representation of the plethora of different mechanisms that control organic carbon degradation, these models have proven useful in describing the degradation dynamics of organic carbon from different sources, in different environments, under changing redox-conditions and over timescales (e.g. Arndt et al., 2013). The applied approaches in ocean biogeochemical models can be broadly divided into two groups: the primarily empirical approaches and more mechanistic approaches of various levels of complexity.

In the early 1980's net primary productivity (NPP) in the surface waters was assumed to be most important for vertical POC flux. The empirical algorithm of Suess (1980) (equation (1) in Fig. 6) describes POC flux to depth as a function of NPP, scaled to depth below the sea-surface. However, Bishop (1989) demonstrated that export (or new) production of POC (i.e. POC exported from the euphotic zone) predicts POC flux in deeper waters more reliably and is used until now in biogeochemical models. Other empirically derived relationships used in paleoclimate models are intentionally or unintentionally related to more mechanistic descriptions of organic carbon degradation. Power-law (Martin et al., 1987), single exponential (Volk and Hoffert, 1985; Shaffer, 1996; Heinze et al., 1999) or double exponential (Lutz et al., 2002; Andersson et al., 2004) relationships are applied in most of the paleoclimate models (Table 2). Although these models are usually empirical as well, they can be directly derived from the kinetic first-order rate law of organic matter degradation:

$$\frac{d\text{POC}}{dt} = k \cdot \text{POC}. \quad (1)$$

### Suess Model

Suess (1980):

$$F_{\text{POC}}(z) = \frac{C_{\text{NPP}}}{0.0238 \cdot z + 0.212} \quad (1)$$

### Single Exponential Model

e.g., Heinze et al. (1999)

$$F_{\text{POC}}(z) = F_{\text{POC}}(z_{\text{eup}}) \cdot \exp\left(-\frac{z - z_{\text{eup}}}{L_{\text{POC}}}\right) = F_{\text{POC}}(z_{\text{eup}}) \cdot \exp\left(-\frac{k}{w}(z - z_{\text{eup}})\right) \quad (2)$$

### Martin Model

Martin et al. (1987):

$$F_{\text{POC}}(z) = F_{\text{POC}}(z_{\text{eup}}) \cdot \left(\frac{z}{z_{\text{eup}}}\right)^{-b} \quad (3)$$

### Double Exponential Model

e.g., Lutz et al. (2002) or Andersson et al. (2004):

$$F_{\text{POC}}(z) = f \cdot F_{\text{POC}}(z_{\text{eup}}) \cdot \exp\left(-\frac{k_1}{w_1}(z - z_{\text{eup}})\right) + (1 - f) \cdot F_{\text{POC}}(z_{\text{eup}}) \cdot \exp\left(-\frac{k_2}{w_2}(z - z_{\text{eup}})\right) \quad (4)$$

### Reactive Continuum Model

Boudreau and Ruddick (1991):

$$F_{\text{POC}}(z) = F_{\text{POC}}(z_{\text{eup}}) \cdot \left(\frac{a}{a + (z - z_{\text{eup}})/w}\right)^u \quad (5)$$

### Glossary

$z$	Water depth	$z_{\text{eup}}$	Bottom of euphotic zone
$F_{\text{POC}}$	Flux of POC	$C_{\text{NPP}}$	NPP of organic matter in surface
$b$	Flux attenuation factor	$L_{\text{POC}}$	POC degradation length scale
$k_i$	Degradation rate of POC	$w_i$	Sinking rate of POC
$f$	Labile fraction of POC	$a$	Average life-time of labile POC
$u$	Non-dimensional parameter		

Figure 6: Overview of model approaches that are applied in paleoclimate models to calculate the depth profiles of POC fluxes in the water column.



425 and the chosen function reflects certain assumptions about the organic matter pool and its degradation rate  $k$ . Therefore, the representation may be more directly related to some underlying bioenergetic drivers (Bernier, 1980b; Boudreau, 1997). The rate constant of organic carbon degradation,  $k$ , is usually interpreted as a measure of the reactivity of the macromolecular organic matter towards hydrolytic enzymes and is thus assumed to primarily depend on the macromolecular composition of  
430 organic matter. It therefore encompasses not only the original composition of the exported organic carbon, but also its evolution during sinking (Arndt et al., 2013). The simplest form of this approach assumes that the organic carbon constitutes one single pool, which is degraded at a constant rate. This approach is equivalent to the so-called 1G-Model of organic matter degradation (Bernier, 1964) that has been widely used in diagenetic modelling (Boudreau, 1997). Its steady-state solution is given by  
435 a simple exponential decrease of organic carbon flux with depth that is controlled by the reactivity of organic carbon,  $k$ , and the settling velocity,  $w$  (equation (2) in Fig. 6; see Sarmiento and Gruber (2006) for a derivation). Yet, this simple exponential model represents merely a linear approximation of the complex degradation dynamics and the first-order degradation constant,  $k$ , represents a mean value for the heterogeneous mixture of organic compounds. It should be noted that such simplification  
440 is reasonable only if the degradability of different compounds does not vary by more than one order of magnitude (Arndt et al., 2013).

Under the assumption that the organic carbon degradation rate decreases linearly with depth, a power-law functionality for POC flux can be derived from kinetic first-order principles (compare supporting information of Lam et al., 2011). Most commonly used is the description of (Martin et al., 1987) – equation (3) in Fig. 6. Martin et al. (1987) fitted a number of sediment trap POC flux  
445 measurements from six different locations in the northeast Pacific Ocean to a simple power-law. The expression scales deep fluxes to POC export from the euphotic zone ( $z_{\text{eup}}$ ) and flux attenuation with depth is parametrised with a constant parameter  $b = 0.858 \pm 0.1$ . The majority of existing paleoclimate models integrate the Martin curve in its original form with a constant parameter  $b$  (Table 2) that  
450 does not change temporally or spatially. Its popularity mainly stems from the fact that a power-law represents a mathematically simple way to describe the sharp decrease of organic carbon fluxes in mesopelagic layers, while still maintaining a flux at depth.

Yet, in reality, the organic carbon flux to depth is composed of many specific and very heterogeneous compounds with a continuum of individual decay rates, distributed from very labile compounds that are degraded within several hours or days to highly condensed compounds that persist  
455

for hundreds of thousands or even millions of years. The assumption of a single organic carbon pool that is degraded with a constant or linear degradation rate is thus not consistent with natural conditions. The bulk POC flux can be subdivided into a number of compound classes that are characterised by different degradabilities  $k_i$ . This approach follows the multi-G approach proposed by Jørgensen (1978) and Berner (1980a) to describe organic carbon degradation in marine sediments. The rapid depletion of the more reactive compound class results in a decrease of total organic carbon degradability with water depth and therefore provides a more realistic representation of organic carbon degradation dynamics (Bishop, 1989; Wakeham et al., 1997). Lutz et al. (2002) propose to describe organic carbon flux to depth using a double exponential equation including degradation length scales for a labile and a refractory fraction of POC (equation (4) in Fig. 6). For instance GENIE integrates such a double exponential expression that can capture the rapid flux attenuation in subsurface waters as well as the slower flux attenuation in deep waters. In theory, this 2G-Model could be expanded by introducing other POC compound classes, but as they are difficult to identify from observational data their number is generally restricted to three (Jørgensen, 1978; Middelburg, 1989). An alternative to these models are Reactive Continuum Models (RCMs) of organic matter degradation (equation (5) in Fig. 6). These models assume a continuous distribution of reactive types, thus avoiding the highly subjective partitioning of POC into a limited number of compound groups (e.g. Middelburg, 1989; Boudreau and Ruddick, 1991). A newer version of GEOCLIM (*GEOCLIM reloaded*; Arndt et al., 2011) applies the RCM to quantify POC fluxes below the euphotic zone. The RCM provides a direct conceptual link between the composition of organic matter and its degradability. The total amount of organic matter is represented as the integral of the distribution function of reactive types over the entire range of possible degradation rate constants. Each member is degraded according to a first order rate law. The RCM thus explicitly integrates the effect of compound-specific reactivities on organic matter degradation and captures the decrease in organic matter degradability with depth/age. However, the RCM approach requires the determination of realistic differential reactivities of specific components rather than an average reactivity for the total POC pool which can be challenging.

### 3.2.1.3 Comparing numerical approaches

Fig. 7 compares some of the discussed approaches with a compilation of globally distributed POC flux observations from the modern day (Lutz et al., 2002). The Henson-approach uses the Martin equation but calculates the  $b$ -value in relation to local SST ( $b = (0.024 \cdot SST) - 1.06$ , compare

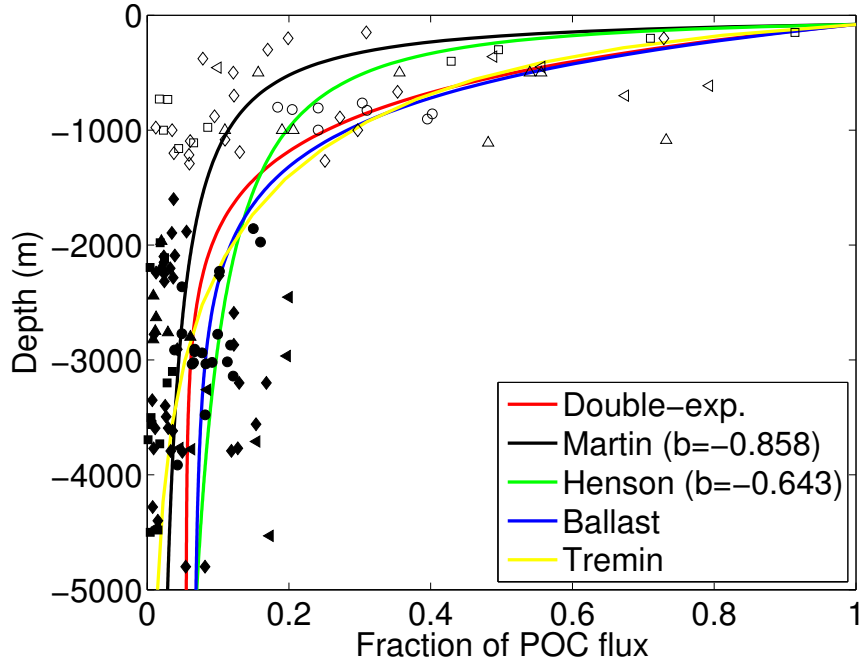


Figure 7: Comparison of discussed POC flux representations and global POC flux data from Lutz et al. (2002). Observations shallower than 1.5 km have been divided by 0.4 to account for the potential undertrapping error (open symbols). Observations: ■/□: Atlantic Ocean, ◆/◇: Pacific Ocean, ●/○: Indian Ocean, ▲/△: Greenland Sea. POC flux data has been normalised to regional POC export estimates given in Lutz et al. (2002) - Table 2.

Henson et al. (2012, Fig. 4f)). A mean SST of 17.4 °C leads to a global mean  $b$ -value of  $-0.643$  and therefore predicts higher residual POC flux in the deep ocean as the Martin model, showing how sensitive this approach is to changing  $b$ -values. The ballasting-method assumes that part of the POC export is associated with a ballasting mineral (here calcium carbonate) and the excess POC is considered the labile fraction (Armstrong et al., 2001; Klaas and Archer, 2002):

$$F_{\text{POC}}(z) = \lambda_{\text{Ca}} \cdot F_{\text{Ca}}(z) + F_{\text{labile}}(z), \quad (2)$$

where  $F_{\text{POC}}(z)$  is the total POC flux at depth  $z$ ,  $\lambda_{\text{Ca}} = 0.126$  the carrying coefficient of  $\text{CaCO}_3$ ,  $F_{\text{Ca}}(z)$  and  $F_{\text{labile}}(z)$  the total calcium carbonate and labile POC mass flux as calculated with GE-NIE. The temperature dependent remineralisation follows the description of John et al. (2014) using

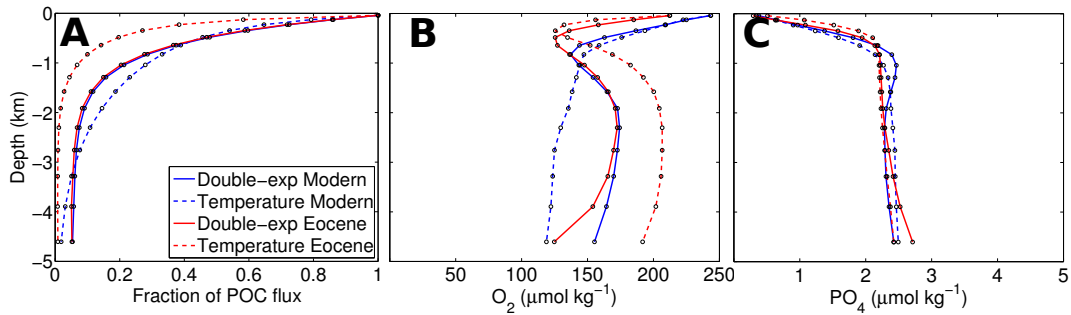


Figure 8: Modern and Eocene global profiles for a GENIE set-up using a double-exponential and temperature-dependent POC remineralisation approach. See Box 2 for more information about the experiment set-up.

495 an Arrhenius-type equation to predict the temperature dependent remineralisation rate  $k(T)$ :

$$k(T) = A \cdot \exp\left(-\frac{E_a}{RT}\right), \quad (3)$$

where  $R$  is the gas constant and  $T$  the absolute temperature. To distinguish between labile and refractory POC two activation energies  $E_a$  (55 and 80 kJ mol<sup>-1</sup>, resp.) and two rate constants  $A$  ( $9 \times 10^{11}$  and  $1 \times 10^{14}$  year<sup>-1</sup>, resp.) were chosen (as calibrated in John et al., 2014). The mean  
 500 temperature profile for the global ocean has been taken from the World Ocean Atlas (Locarnini et al., 2013). In principle, all shown formulations are able to capture the characteristic POC-flux profiles for the modern day ocean (Fig. 7). However, as the parameters applied in paleoclimate models are constrained to modern-day observations (e.g. Martin et al., 1987; Honjo et al., 2008) and the performance of the models strongly depend on the parameter choice, their predictive ability  
 505 under different climatic conditions is seriously compromised.

To illustrate the impact of using a static versus a mechanistic POC-flux representations on ocean biogeochemistry we compare the fixed double-exponential with the temperature-dependent remineralisation approach using the paleoclimate model GENIE (see Box 2 for more information on the model and experiment set-up). Fig. 8 compares global POC, oxygen and nutrient profiles for  
 510 a modern and a warm Eocene (55.5–33.7 Ma) climate. The global POC flux profile (normalised to export flux) for the static double-exponential just changes slightly in the Eocene experiment, whereas the temperature-dependent profile gets significantly shallower and a smaller POC fraction reaches the sediments due to warmer ocean temperatures (Fig. 8A). The global O<sub>2</sub> profile for the

## **Box 2: The paleoclimate model GENIE and the experiment set-up**

### **The “Grid ENabled Integrated Earth system model” (GENIE)**

The basis GENIE is a 3D-ocean circulation model coupled to a fast energy-moisture balance 2D-atmosphere model (“C-GOLDSTEIN”, Edwards and Marsh, 2005). To help understand the oceanic carbon cycle and its role in regulating atmospheric CO<sub>2</sub> concentrations the model has been extended with a ocean biogeochemistry representation for a variety of elements and isotopes (Ridgwell et al., 2007). The ocean model is implemented on a 36×36 equal-area horizontal grid and 16 *z*-coordinate levels in the vertical. Despite its lower resolution, GENIE is able to reproduce the main nutrient and dissolved inorganic carbon δ<sup>13</sup>C features of the modern ocean (Ridgwell et al., 2007; Holden et al., 2013). The same model physics have been applied before to an early Eocene and late Cretaceous bathymetry and continental configuration and successfully modelled various oceanic and sedimentary properties related to the biological carbon pump (Ridgwell and Schmidt, 2010; Monteiro et al., 2012; Kirtland Turner and Ridgwell, 2013; John et al., 2014).

### **Experiment set-up: Oceanic POC-flux representations (Fig. 8, 9 and 10)**

The GENIE set-up for the modern and Eocene experiments is identical to John et al. (2014). The OAE2 experiments adopt the carbon cycle boundary conditions of Monteiro et al. (2012) using 2 times modern oceanic phosphate concentration (4.5 μmol PO<sub>4</sub> kg<sup>-1</sup>) and 4 times preindustrial atmospheric CO<sub>2</sub> (1112 ppmv). However, we do not consider nitrogen in our simulations, thus phosphate being the only productivity limiting nutrient. All experiments are run for 10,000 years in order to equilibrate the ocean biogeochemistry. In the reference model set-up, POC-flux throughout the water-column is modelled using the fixed double-exponential approach (equation (4), Fig. 6). The temperature-dependent remineralisation uses the formulation as discussed for Fig. 7. The free parameters of this approach (i.e. two rate constants (A) and the initial refractory fraction of POC) were calibrated for the modern ocean to find the best fit with the double-exponential approach for the global POC-flux profile. The two approaches are then used under a preindustrial (modern) configuration (Cao et al., 2009), an early Eocene set-up (Ridgwell and Schmidt, 2010) and an OAE2 configuration (Monteiro et al., 2012).

### **Experiment set-up: Sediment representations (Fig. 16 and 17)**

For this series of experiments GENIE employs the fixed double-exponential POC-flux scheme but is configured with two different sediment boundaries for the modern, Eocene and OAE2 worlds: First, the so-called reflective boundary, where essentially no sediment interactions take place and all particulate species reaching the seafloor are instantaneously remineralised to dissolved carbon and nutrients. The second boundary represents the other end of the spectrum and assumes that the entire deposition flux of POC is buried in the sediments (conservative or semi-reflective boundary). In order to calculate a steady-state situation we configure the model as a “closed” system where the burial loss to the sediments is balanced by an additional weathering input of solutes to the ocean through rivers. Because of the sediment interactions the experiments are run for 20,000 years to reach equilibrium.

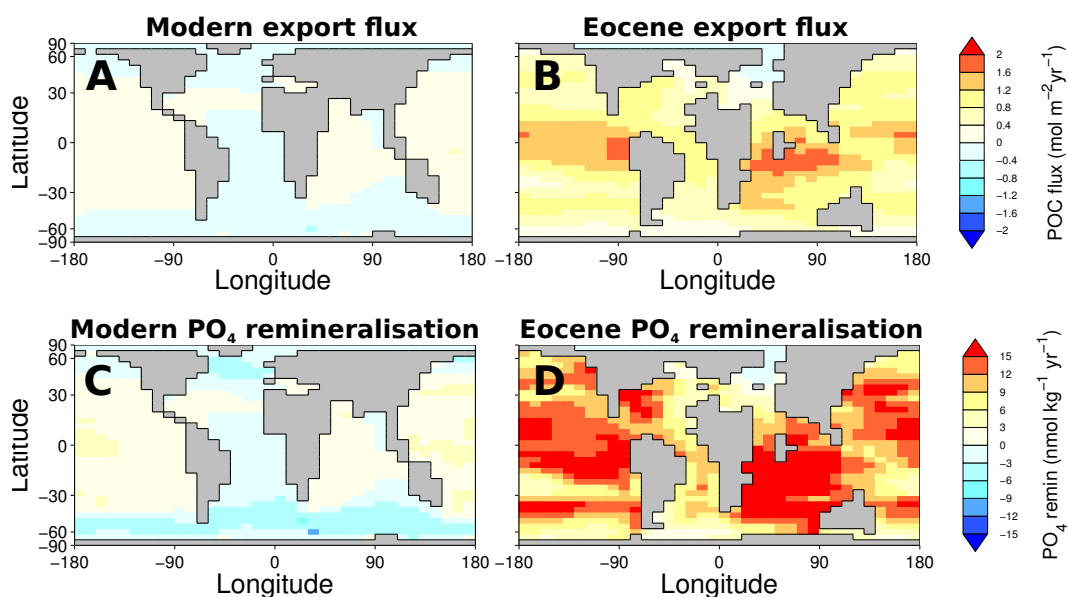


Figure 9: Anomaly plots (temperature-dependent minus double-exponential POC remineralisation approach) for the modern (left panel) and the Eocene (right panel). Top: Export production (i.e. POC flux at 40m). Bottom: Depth integrated remineralisation concentration of  $\text{PO}_4$ .

temperature-dependent parametrisation in the Eocene also shows this shoaling compared with the  
 515 modern (Fig. 8B). But the temperature dependence of POC remineralisation has also major impacts  
 on the modern ocean as can be inferred from the global  $\text{O}_2$  profile, showing a different shape compared  
 with the double-exponential scenario. However, in contrast the global profiles for  $\text{PO}_4$  do not  
 change significantly (Fig. 8C), a result that can be attributed to the fixed initial global phosphate  
 inventory imposed onto the model (compare also, e.g., Kriest and Oschlies, 2013). The POC rem-  
 520 ineralisation scheme has not just significant impacts on global mean biogeochemical values but also  
 affects their spatial distribution. Fig. 9 shows anomaly plots (temperature-dependent minus double-  
 exponential) for export production (A and B) and depth integrated remineralisation concentrations  
 of  $\text{PO}_4$  (C and D). The differences for modern conditions are marginal (Fig. 9, A and C) as the  
 temperature-dependent POC flux has been calibrated to the double-exponential flux for these con-  
 525 ditions. However, for the Eocene, the temperature-dependent export production increases globally  
 ( $9.6 \text{ Pg C year}^{-1}$  compared to  $5.9 \text{ Pg C year}^{-1}$  in the double-exponential simulation), in particular in  
 warm equatorial regions (Fig. 9B). Also the depth integrated  $\text{PO}_4$  remineralisation is significantly  
 higher (Fig. 9D). Both can be explained by the shallower, temperature dependent degradation of

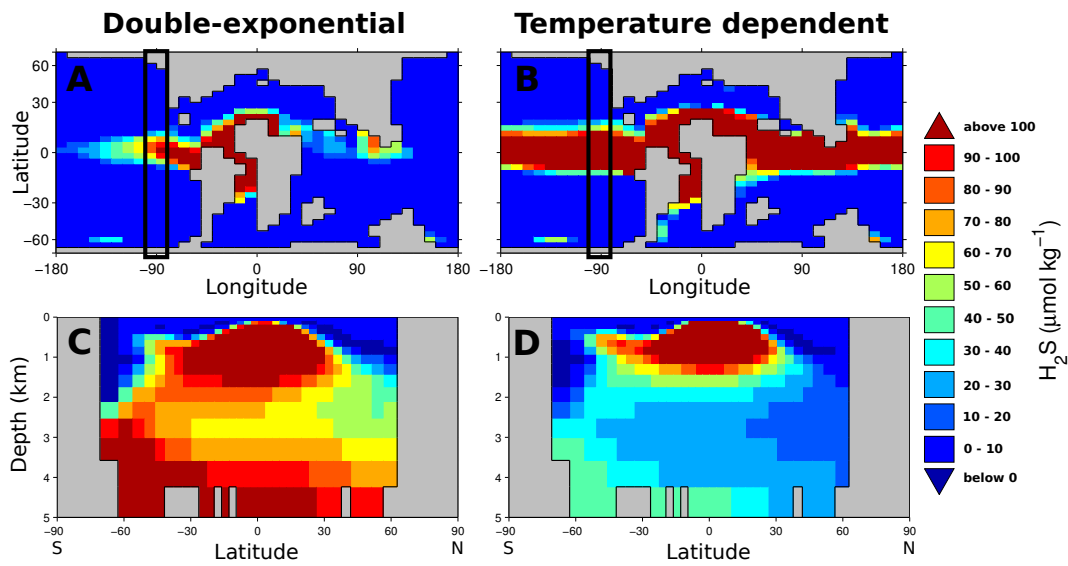


Figure 10: Model comparison of  $H_2S$  concentration (i.e. euxinia) during OAE2 for a GENIE configuration with double-exponential (left) and temperature-dependent (right) POC remineralisation approach. (A+B): Photic zone euxinia showing modelled  $H_2S$  concentration at 80-200 m. (C+D): Vertical profile of  $H_2S$  in the East Pacific Ocean ( $-90^\circ$  longitude, area indicated by black rectangles in A+B).

POC in the warmer Eocene, leading to higher  $PO_4$  availability in the upper ocean and therefore an  
 530 absolute increase in global productivity.

Fig. 10 compares the two remineralisation approaches for another extreme event in Earth history, the Late Cretaceous oceanic anoxic event (OAE2). Shown are modelled  $H_2S$  concentrations, another indicator for ocean redox conditions, for the two GENIE configurations for OAE2. Euxinia is defined by the occurrence of free hydrogen sulfide in the water column, which is characteristic of anoxia as  
 535  $H_2S$  is produced by sulfate reduction when oxygen is depleted. Fig. 10A+B highlights the significant impact the POC-flux representation has on photic zone euxinia, with far more  $H_2S$  predicted when the temperature-dependent approach is used, a result that can be explained with warmer ocean temperatures leading to more POC degradation in the upper ocean (POC profile for OAE2 is similar to the Eocene Fig. 8, not shown here). However, as the majority of POC is degraded in the upper  
 540 500m when using the temperature-dependent approach, less  $H_2S$  is produced in the deeper ocean (Fig. 10C+D).

#### 3.2.1.4 Summary

The different model results highlight that the current lack of a mechanistic theoretical framework to model POC flux seriously compromises the applicability of paleoclimate models to extreme and rapidly changing environmental conditions. A complex process interplay controls organic carbon degradation in the Earth system. It has been shown that the availability of oxygen, variable redox-conditions, euxinic environmental conditions or changing organic carbon sources can exert profound impact on organic matter reactivity and thus degradation and burial (e.g. Demaison and Moore, 1980; Canfield, 1994; Sinninghe Damsté et al., 1998; Meyers, 2007; Arndt et al., 2009). A robust mechanistic framework is therefore a crucial prerequisite to increase the predictive ability of POC flux models, especially under changing environmental conditions that typically characterise past carbon-cycle perturbations.

### 3.2.2 Dissolved Organic Carbon

#### 3.2.2.1 Observations

With a size of about 662 Pg C, marine dissolved organic carbon (DOC) is comparable to the amount of carbon in the atmosphere (Hansell and Carlson, 2014). Recently, various studies have re-emphasized the importance of DOC in the ocean and its contribution to the biological pump (e.g. Hansell et al., 2009; Jiao et al., 2010; Hansell, 2013). Most marine DOC is produced (together with POC and PIC) by phytoplankton in the surface ocean and accounts for about 30–50% of the primary production (Ducklow et al., 1995; Biddanda and Benner, 1997). A large part of the produced DOC belongs to the labile or semi-labile DOC pool. The labile fraction is directly recycled in the euphotic zone (lifetime hours to days), whereas the semi-labile DOC mostly consists of carbohydrates that are degraded by heterotrophic processes in the upper 500 m of the ocean (see Table 4). Therefore, semi-labile DOC represents an important contributor to the biological carbon pump. Due to short lifetimes the labile and semi-labile DOC fractions account for a mere 1% of the total DOC inventory and have a limited importance for longer carbon sequestration (Hansell, 2013). The remainder is transported further to deeper waters through the overturning circulation of the ocean or scavenging on sinking aggregates and can be broadly divided into a semi-refractory and refractory pool (Hansell et al., 2012). Semi-refractory DOC is mainly found at mesopelagic depth of the ocean (< 1000 m) and accounts for about 2% of the DOC inventory (lifetime years to multiple decades, Hansell et al.,



Table 4: Characterisation of major DOC fractions (after Hansell, 2013).

<b>Fraction</b>	<b>Inventory (Pg C)</b>	<b>Removal rate (<math>\mu\text{mol C kg}^{-1}\text{year}^{-1}</math>)</b>	<b>Lifetime</b>	<b>main occurrence</b>
<b>Labile</b>	<0.2	$\sim 100$	hours to days	directly recycled
<b>Semi-labile</b>	$6 \pm 2$	$\sim 2-9$	months to years	upper mesopelagic zone (< 500 m)
<b>Semi-refractory</b>	$14 \pm 2$	$\sim 0.2-0.9$	years to decades	mesopelagic zone (< 1000 m)
<b>Refractory</b>	$642 \pm 32$	$\sim 0.003$	centuries to millennia	everywhere

2012). Hansell (2013) argues that most of the deep ocean DOC is largely unreactive and degrades on timescales of several hundreds to thousands of years. This refractory DOC pool thus survives several cycles of ocean overturning and represents the largest fraction of the total marine DOC reservoir (about 97%, Table 4). Therefore, it is mostly argued that semi-labile DOC largely dominates the upper ocean (< 500 m), while semi-refractory and refractory DOC represents most of the DOC in the deep ocean (Hansell, 2013). In contrast, Jannasch (1994) and Arrieta et al. (2015) hypothesise that most of the deep ocean DOC is in fact labile but that its very low concentrations limit their microbial utilisation. This “dilution hypothesis” is supported by the fact that most of the refractory DOC is still unclassified (Kujawinski, 2011) and little evidence exists to proof that it should not be available for microbial degradation.

### 3.2.2.2 Numerical approaches

Despite these uncertainties and its unquantified importance for the biological pump, none of the paleoclimate box models integrate an explicit description of DOC (Table 5). Most other models describe the heterotrophic degradation of just one single DOC pool by a first order degradation rate law:

$$\frac{\partial \text{DOC}}{\partial t} = k_{\text{DOC}} \cdot \text{DOC}. \quad (4)$$

The Bern models, for instance, assume a constant oceanic DOC inventory (Marchal et al., 1998b). As a consequence, DOC is degraded with a first order degradation rate constant,  $k_{\text{DOC}}$ , that is dynamically adjusted in a way that DOC production in the euphotic zone is balanced by its degradation in the deep ocean. This approach has been first proposed by Najjar et al. (1992) who argue that the rate constant for DOC degradation cannot be constrained on the basis of data available at that

Table 5: DOC representation in paleoclimate EMICs. Note, none of the reviewed Earth system box models represents a DOC pool.

<b>Model</b>	<b>DOC fraction</b>	<b>Lifetime</b>	<b>Reference</b>
<b>UVic</b>	semi-labile/semi-refractory	2–6 years	Schmittner et al. (2005)
<b>LOVECLIM</b>	semi-refractory	20–22 years	Goosse et al. (2010)
<b>Bern 3D</b>	constant inventory	dynamic	Marchal et al. (1998b)
<b>MESMO</b>	semi-labile	0.5 years	Ridgwell et al. (2007)
<b>GENIE</b>	semi-labile	0.5 years	Ridgwell et al. (2007)
	semi-refractory	20 years	Ma and Tian (2014)
	refractory	10,000 years	Ma and Tian (2014)
<b>CLIMBER-2</b>	labile/semi-labile	days to 1 year	Six and Maier-Reimer (1996)
	semi-refractory	40 years	Brovkin et al. (2002a)
<b>GEOCLIM</b>	–	–	–
<b>MoBidiC</b>	semi-refractory	8.6 years	Crucifix (2005)
<b>Bern 2.5D</b>	constant inventory	dynamic	Marchal et al. (1998b)

time. The DOC lifetime in MoBidiC has been calibrated to 8.6 years, whereas LOVECLIM applies a degradation rate constant depending on oxygen availability resulting in a DOC lifetime between 20 and 22 years. Both models therefore capture the dynamics of the semi-refractory DOC pool.

595 The standard setup of GENIE accounts for a semi-labile DOC fraction with a lifetime of 0.5 years. GENIE also has the option to represent a second DOC pool which has been used by Ma and Tian (2014) to model a semi-refractory and a refractory DOC pool (lifetimes of 20 and 10,000 years) for the last glacial maximum. Dissolved organic carbon in the CLIMBER family is simulated with the biological model of Six and Maier-Reimer (1996). Therefore, the concentration of DOC depends

600 on exudation from phytoplankton, excretion from zooplankton and a nutrient dependent degradation constant (resulting in a lifetime between days and one year). The CLIMBER-2 model also provides the possibility to allocate 10% of the produced detritus to another, semi-refractory DOC pool with a lifetime of 40 years (Brovkin et al., 2002a). Paleoclimate models thus mainly account for the cycling of, what is operationally classified as, the semi-labile and semi-refractory DOC fractions and gener-

605 ally ignore the largest DOC reservoir and its contribution to the biological carbon pump via carbon sequestration.

### 3.2.2.3 Summary

A more realistic representation of DOC in paleoclimate models should include several fractions of DOC with different lifetimes (Kirchman et al., 1993) and the advantages of using a reactive

610 continuum model for DOC should be tested. The lack of a better representation of DOC is often attributed to the limited knowledge about the processes and mechanisms involved in the generation and degradation of this carbon reservoir (e.g. Yamanaka and Tajika, 1997). Yet, over the recent years, considerable progress has been made in advancing our understanding of the ocean's DOC reservoir (e.g. Hansell and Carlson, 2014). In addition, a number of authors have recently argued  
615 that especially the refractory DOC pool may have played a central role for past carbon isotope excursions and associated climate change (e.g. Tziperman et al., 2011; Sexton et al., 2011). Sexton et al. (2011) suggested that an anoxic and stratified Eocene deep ocean may have facilitated the accumulation of a large refractory DOC reservoir. Periodic release and oxidation of this surficial carbon pool (about 1,600 Pg C) as a consequence of changes in ocean circulation could explain the  
620 observed rapid decline in the  $\delta^{13}\text{C}$  record and associated climate warming. The rapid recovery of the global carbon cycle is for Sexton et al. (2011) an indicator that  $\text{CO}_2$  was sequestered again by the ocean and not by the slower process of silicate rock weathering. However, one problem with this hypothesis is the unknown sensitivity of DOC degradation to ocean oxygenation (compare e.g. Ridgwell and Arndt, 2014). Elucidating the role of DOC in general and the refractory DOC pool  
625 in particular for past carbon cycle and climate perturbations will thus require a better integration of DOC in paleoclimate models.

### 3.2.3 Particulate Inorganic Carbon

#### 3.2.3.1 Observations

The cycling of particulate inorganic carbon (i.e.  $\text{CaCO}_3$ ) in the ocean also affects the biological  
630 pump and therefore atmospheric  $\text{CO}_2$ , but by more indirect mechanisms. Whether carbonates precipitate or dissolve can be directly linked to the saturation state ( $\Omega$ ) of the ocean (readers are referred to Box 1 for a brief primer on carbonate thermodynamics). Compared to the 5% of POC that is exported from the euphotic zone and reaching the sediments, a significantly higher amount of PIC is vertically transported to the bottom of the ocean (about 50% of the PIC export flux, Sarmiento  
635 and Gruber, 2006). The role of sinking particulate inorganic carbon in the biological pump is complex, because the deep dissolution of PIC is largely controlled by the degradation of sinking POC and releases alkalinity, which in turn titrates part of the  $\text{CO}_2$  released during POC degradation. In addition its high specific gravity plays a key role for the sinking rates of biogenic aggregates (the ballasting effect) and thus the residence time of particulate carbon in the ocean (e.g., Francois et al.,

640 2002; Klaas and Archer, 2002). The mechanisms responsible for carbonate dissolution in the ocean are still matter of debate (Morse et al., 2007). Global observations showing that the depth of the lysocline coincides with the saturation horizon (e.g. Sarmiento and Gruber, 2006) have been used to imply that thermodynamic constraints are a dominant control on calcium carbonate preservation. However, a kinetic control on carbonate dissolution has been highlighted by in-situ experiments in 645 the North Pacific (e.g., Berger, 1967) and laboratory studies reveal that dissolution rates increase in undersaturated waters (Morse and Berner, 1972; Berner and Morse, 1974). In addition, observational evidence even points to a partial dissolution of sinking carbonate above the saturation horizon (e.g. Milliman, 1993). Millero (2007) estimates, using global production estimates of  $\text{CaCO}_3$  and globally averaged deep water sediment trap data, that probably 40–80% of the calcium carbonate 650 produced in the surface ocean dissolves in the upper water column. However, the mechanisms that drive the dissolution of carbonates above the lysocline remain enigmatic. The dissolution of carbonates within acidic micro-environments, such as the digestive system of zooplankton or marine aggregates have been evoked as an explanation for the shallow dissolution (e.g., Fiadeiro, 1980; Alldredge and Cohen, 1987; Milliman et al., 1999; Jansen et al., 2002), but no clear conclusions could 655 be established. Alternative explanations involve more soluble forms of carbonates, such as aragonite or high-magnesium calcites (e.g., Iglesias-Rodriguez et al., 2002; Feely et al., 2004). In summary, the dissolution of carbonates in the ocean is much more dynamic than our present understanding is able to explain.

### 3.2.3.2 Numerical approaches

660 This complexity is generally not reflected in the existing paleoclimate models. In fact, the applied approaches reflect much of the uncertainty that exists about the main drivers of calcium carbonate dissolution in the global ocean. In general, two very different approaches for the simulation of PIC depth profiles are applied in paleoclimate models (Fig. 11). The majority of paleo-models simply assume an exponential decrease of the PIC flux below the euphotic layer. The applied degradation 665 length scales are typically chosen to be broadly consistent with the PIC flux ratio inferred from observations by Anderson and Sarmiento (1994), as well as Tsunogai and Noriki (1991) and fall within the range between 1000 m and 3000 m. The GENIE model assumes that a fixed fraction of the PIC export production reaches the deep ocean, while only the remaining fraction is subject to an exponential decrease with water depth. The magnitude of the respective fractions as well as the

### Exponential Model

(e.g., Maier-Reimer, 1993):

$$F_{\text{PIC}}(z) = F_{\text{PIC}}(z_{\text{eup}}) \cdot \exp\left(-\frac{(z - z_{\text{eup}})}{L_{\text{PIC}}}\right) \quad \text{for } z_{\text{eup}} < z \leq z_{\text{max}} \quad (1)$$

### Thermodynamic Models

**Vertically Resolved** (e.g., Morse and Berner, 1972, Gehlen et al., 2007):

$$\frac{dF_{\text{PIC}}(z)}{dz} = 0 \quad \text{if } \Omega \geq 1 \quad (2)$$

$$F_{\text{PIC}}(z) = F_{\text{PIC}}(z_{\text{lys}}) \cdot \exp\left(-\frac{k_{\text{PIC}}(1 - \Omega)^n}{w}(z - z_{\text{lys}})\right) \quad \text{if } \Omega < 1 \quad (3)$$

**Simplified** (Dissolution solely at the bottom of the ocean):

$$\frac{dF_{\text{PIC}}(z)}{dz} = 0 \quad \text{for } z_{\text{eup}} < z \leq z_{\text{max}} \quad (4)$$

$$F_{\text{diss}} = 0 \quad \text{if } \Omega \geq 1 \text{ at } z = z_{\text{max}} \quad (5)$$

$$F_{\text{diss}} = k_{\text{diss}}(\Omega) \cdot F_{\text{PIC}}(z_{\text{max}}) \quad \text{if } \Omega < 1 \text{ at } z = z_{\text{max}} \quad (6)$$

### Glossary

$z$	Water depth	$z_{\text{eup}}$	Bottom of euphotic zone
$z_{\text{max}}$	Bottom of the ocean	$z_{\text{lys}}$	Depth of lysocline
$L_{\text{PIC}}$	PIC degradation length scale	$k_{\text{PIC}}$	PIC dissolution rate const.
$\Omega$	Saturation state	$n$	“Order” of the reaction
$w$	PIC sinking rate	$F_{\text{diss}}$	Dissolution flux at $z_{\text{max}}$
$k_{\text{diss}}(\Omega)$	Carbonate dissolution related to saturation state		

**Note:** Models considering calcite and aragonite have separate profiles, the sum of which is equal to the total PIC flux at each depth.

Figure 11: Overview of model approaches that are applied in paleoclimate models to calculate the depth profiles of PIC fluxes.

670 length scale are chosen consistent with the general conclusions of Milliman et al. (1999), and more specifically, with the sediment trap observations of Martin et al. (1993). In HAMOCC for instance (Maier-Reimer, 1993) the downward flux of  $\text{CaCO}_3$  is attenuated with a length scale of 2000m. However, for some applications (e.g. Archer et al., 2000a), 30% of the carbonate export production was assumed to reach the sea-floor unchanged. In general, although able to represent calcium carbonate dissolution above the lysocline, the exponential model strongly simplifies calcium carbonate dynamics in the ocean. It is completely decoupled from the saturation state and organic carbon degradation dynamics, the most important drivers of calcium carbonate dissolution. Therefore, the exponential model cannot account for a dynamic response of the PIC flux profile to changing environmental conditions and its applicability to past extreme events is thus questionable. An alternative approach to the exponential model is based on the calcium carbonate reaction kinetics and is commonly used in diagenetic modelling. The overall process of calcium carbonate dissolution is a complex multi-step process. Although, the general rate law,  $R_{\text{diss}}$ , can be derived from thermodynamic and kinetic considerations (e.g. Lasaga, 1981), the most frequently employed rate law is empirically derived (Morse and Berner, 1972; Morse and Arvidson, 2002):

685 
$$R_{\text{diss}} = \left( \frac{A}{V} k \right) \cdot (1 - \Omega)^n = k_{\text{PIC}} \cdot (1 - \Omega)^n \quad \text{if } \Omega < 1 \quad (5)$$

where  $A$  is the total surface area of the solid,  $V$  is the volume of solution,  $k_{(\text{PIC})}$  is the rate constant and  $n$  is the apparent order of reaction. A synthesis of dissolution kinetics has shown that the apparent order of reaction varies between 1 and 4.5 (Keir, 1980; Hales and Emerson, 1997; Morse and Arvidson, 2002). Some paleoclimate models (such as LOVECLIM and GEOCLIM *reloaded*) use a simpler version of the thermodynamic model. Instead of resolving the depth distribution of dissolution rate, they assume that calcium carbonate does not dissolve in the water column but solely at the bottom of the ocean (i.e. mimicking surface sediment dissolution.). The thermodynamic approach accounts for the direct link between the organic and inorganic carbon cycle. In addition, it allows a dynamic response of the simulated PIC flux to changes in ocean chemistry and saturation state. Furthermore, its theoretical framework is based on a mechanistic understanding of the underlying thermodynamic and kinetic drivers. Yet, it does not account for the abundantly observed shallow carbonate dissolution and might thus underestimate the extent of calcium carbonate dissolution in the water column.

### 3.3 Benthic zone

700 At the seafloor, biogeochemical diagenetic processes are influenced by biogeochemical cycling in the overlying bottom water and the upper ocean. Dissolved species diffuse from the bottom water into the sediments and particulate material (such as organic matter, calcium carbonate or opal) rain down on the sediments and fuel biogeochemical reactions. Diagenesis transforms a substantial part of the deposited material (e.g. via remineralisation and/or dissolution) and the resulting products (e.g.,  
705 DIC, nutrients) may return to the water column. As such, diagenetic processes are key components in the global carbon cycle as they trigger a delayed response to changes in ocean and atmosphere geochemistry and control the removal of carbon from the ocean reservoir (e.g. Arthur et al., 1988; Berner et al., 1989; Berner, 1990; Archer and Maier-Reimer, 1994; Mackenzie et al., 2004; Ridgwell and Zeebe, 2005).

710 In marine sediments, carbon is buried as organic carbon or carbonate minerals (Fig. 12). Ultimately, only a small fraction of the organic carbon (generally 10–20% of the deposited organic carbon or less than ~0.5% of the gross primary production) escapes remineralisation and is eventually buried in the sediment (e.g. Emerson and Hedges, 1988; Middelburg and Meysman, 2007; Burdige, 2007). However, organic carbon burial rates have been shown to vary significantly across different  
715 environments (e.g., Canfield, 1994) and through geological history (e.g., Arthur et al., 1985). The relative fraction of the deposited organic carbon that is ultimately buried in marine sediments can range from 0 to 100% (e.g., Canfield, 1994). A plethora of different mechanisms has been proposed to explain the observed patterns of organic carbon burial in marine sediments but their relative importance remains elusive (Demaison and Moore, 1980; Ibach, 1982; Pedersen and Calvert, 1990;  
720 Sageman et al., 2003).

It has been shown that on a global scale, only 10–15% of carbonate produced escapes dissolution and is buried in accumulating sediments (Milliman and Droxler, 1996; Archer, 1996b; Feely et al., 2004). Carbonate burial strongly depends on the saturation state of bottom- and porewaters. Because oceanic waters become increasingly less saturated at greater depth, deep-sea sediments are typically  
725 completely devoid of carbonate minerals. Furthermore, carbonate preservation is strongly influenced by the breakdown of organic matter and the release of metabolic CO<sub>2</sub> (Archer, 1991; Hales, 2003; Ridgwell and Zeebe, 2005; Jourabchi et al., 2005). Fig. 13 illustrates potential differences in carbonate dissolution fluxes as a function of bottom-water saturation ( $\Omega$ ) for two different scenarios. The first considers only bottom-water undersaturation, whereas the second takes bottom-water un-

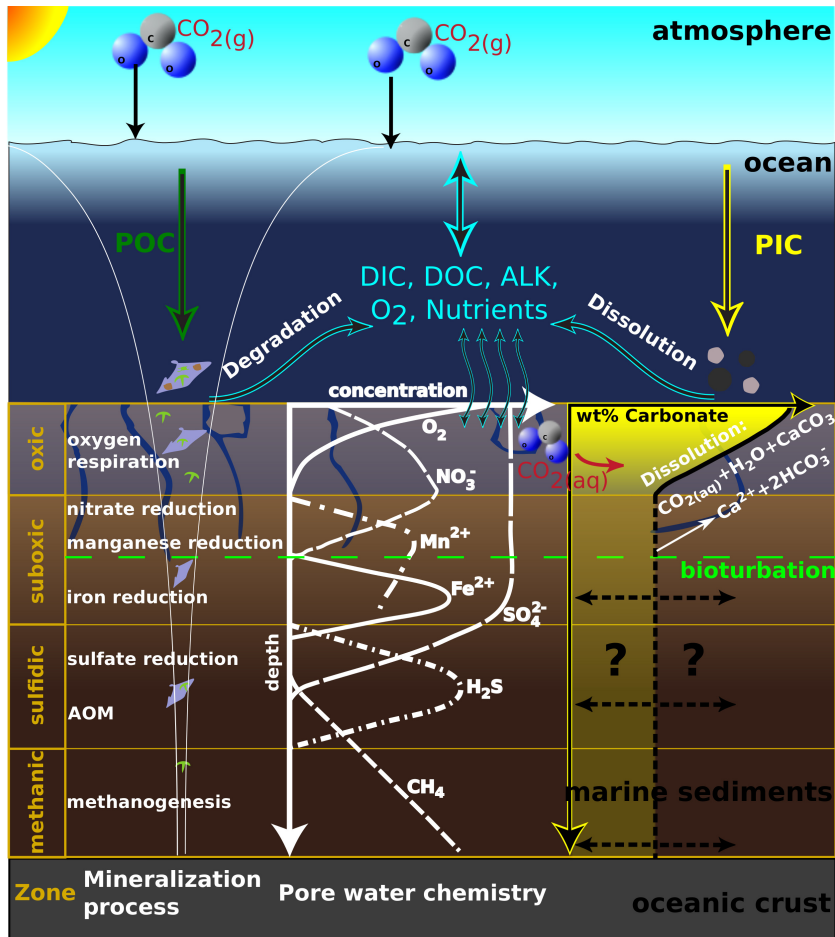


Figure 12: Schematic representation of the main early diagenetic processes and redox zonation in marine sediments. Typically sediments consist of several biogeochemical zones (left, as proposed by Berner, 1980b). Oxygen, and other species, diffuse from the water column into the upper sediment layer (blue arrows, the oxic zone). Deeper layers are suboxic or anoxic (sulfidic, methanic), and are characterised by different reactions in which for instance nitrate, manganese(IV), iron(III) or sulfate ions are reduced (and re-oxidised). Exact depths, however, vary strongly and increase from the shelf to the deep sea. The depth sequence of the dominant remineralisation reaction of organic matter (in white, AOM: Anaerobic Oxidation of Methane) is reflected in the vertical pore water profiles of its reactants and products (white, concentration scales are arbitrary). Carbonate reaching the deep-sea sediments may dissolve during early diagenesis if the bottom water is undersaturated or if porewater metabolic processes (primarily aerobic degradation) cause further undersaturation in the sedimentary porewater (right).



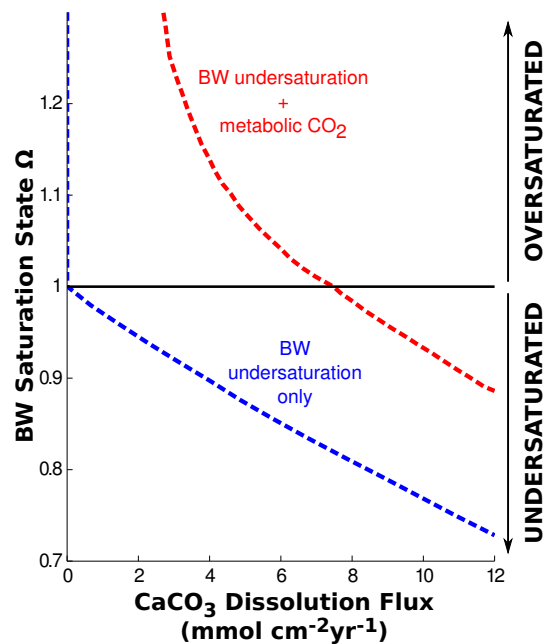


Figure 13: Calcite dissolution fluxes as a function of the degree of bottom water saturation,  $\Omega$ . The blue dashed line represents the dissolution that would occur due to bottom-water undersaturation only, in the absence of any metabolic  $\text{CO}_2$  (in analogy to the simplified thermodynamic model, Fig. 11). The red dashed line is the total carbonate dissolution (due to bottom-water undersaturation + organic carbon degradation) considering two organic carbon components and an average ocean-basin respiration rate. The two organic carbon component model represents a slower and faster decaying organic carbon pool in the sediments. Note that the scenario including the release of metabolic  $\text{CO}_2$  drives more carbonate dissolution for all saturation states. Modified from Hales (2003).

730 dersaturation and the release of metabolic  $\text{CO}_2$  into account. The burial fluxes and efficiencies of carbonates and organic carbon are thus strongly influenced by early diagenetic processes, as well as their feedbacks on ocean biogeochemistry (Archer and Maier-Reimer, 1994; Mackenzie et al., 2004; Ridgwell and Hargreaves, 2007).

In marine sediments, geochemical processes are tightly coupled and geochemical species may undergo several recycling and transformation loops (e.g., authigenic mineral precipitation/dissolution) before they are either buried or diffuse back to the water column. This complex process interplay complicates the interpretation of the sedimentary record, one of the major climate archives on Earth. Coupled paleoclimate models, which include a mechanistic description of all the feedback loops controlling the carbon dynamics, could provide powerful tools to unravel this process interplay, to

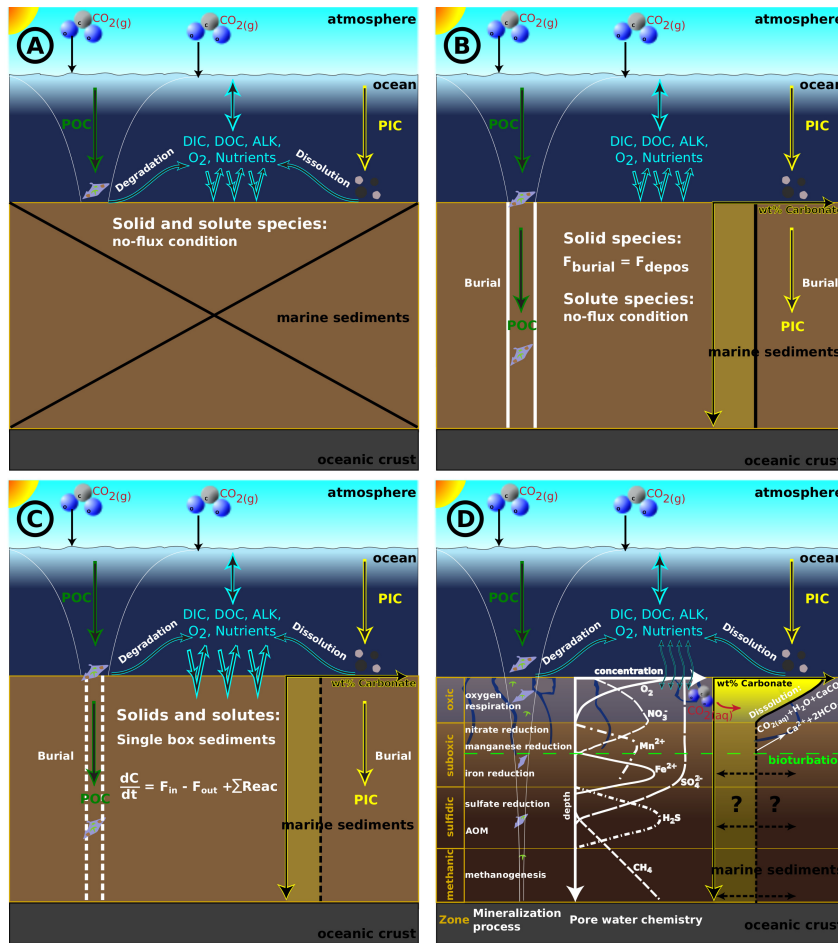


Figure 14: Schematic representation of the four different sediment approaches in paleoclimate models. Adapted from Soetaert et al. (2000). **A:** Reflective Boundary; **B:** Conservative/semi-reflective Boundary; **C:** Vertically-integrated, dynamic model; **D:** Vertically resolved, diagenetic model (same as Fig. 12).

740 enable a direct comparison between model results and observations and to test alternative hypotheses concerning the causes and effects of extreme perturbations of the global carbon cycle and climate.

However, although state-of-the-art early diagenetic models are sophisticated and comprehensive enough to accurately reproduce observations and predict exchange fluxes (see e.g. Boudreau, 1997; Arndt et al., 2013), most paleoclimate models do not resolve the complexity of diagenetic processes. The primary constraint here is the high computation cost of simulating all of the essential redox and equilibrium reactions within marine sediments that control carbon burial and benthic recycling fluxes: a barrier that is exacerbated if a variety of benthic environments are to be spatially

745

resolved. Instead, most models either neglect or only roughly approximate biogeochemical processes in the sediment and the benthic-pelagic coupling. In the following, we describe model approaches  
750 for shallow-water coral reefs and, similar to results of an earlier review of the coupling between benthic and pelagic biogeochemical models (Soetaert et al., 2000), four representations for deep-sea sediments characterised by different levels of complexity (Fig. 14 and Fig. 15).

### 3.3.1 Shallow-water carbonate sediments

Not all burial of carbonates takes place in the deep-sea; it is currently estimated that approximately  
755 an equal amount accumulates in shallow-water (neritic) environments (Milliman and Droxler, 1996; Vecsei, 2004). Neritic carbonates are primarily the product of seafloor dwelling calcifying organisms such as corals, echinoids, mollusks, benthic foraminifera, bivalves, sea urchins, or coralline algae, whose long-term accumulation can result in the formation of large carbonate banks or reefs (e.g. Perry et al., 2008). As today the surface ocean is largely oversaturated with respect to aragonite  
760 ( $\Omega_{Ar}$ ), most of the global shallow-water carbonate production (about 0.65–0.83 Pg  $\text{CaCO}_3 \text{ yr}^{-1}$ , Vecsei (2004), i.e., 0.078–0.100 Pg  $\text{C yr}^{-1}$ ) is retained and accumulates in coral-reef sediments. Additionally, particulate organic carbon flux and sedimentation rates are elevated in neritic environments therefore often leading to suboxic and anoxic conditions in the sediments. The current knowledge is that the rate of calcification is controlled by a combination of ambient factors such as  
765 aragonite saturation state of the seawater, temperature and light availability (e.g. Kleypas and Langdon, 2006; Tambutté et al., 2011; Jones et al., 2015). However, more research is needed in order to improve the understanding of the interplay of physico-chemical and biological factors controlling the formation and composition of shallow carbonates (Allemand et al., 2011). In some paleoclimate models, such as GENIE (Cui et al., 2013), MBM (Munhoven and François, 1996; Munhoven, 2007)  
770 and GEOCLIM (Donnadieu et al., 2006), shallow-water carbonate formation depends on the saturation state of the epicontinental ocean with respect to  $\text{CaCO}_3$ , as well as on the total shelf area available for the formation of carbonate platforms (Goddéris and Joachimski, 2004) and possibly the rate of sea-level change (Walker and Opdyke, 1995; Munhoven and François, 1996). The majority of paleoclimate models, however, ignore carbonate deposition in shallow-water environments  
775 because of resolution issues and the high computational requirements to model the involved suboxic and anoxic redox-reactions.

### Conservative/semi-reflective boundary

e.g. in LOVECLIM (Goosse et al., 2010)

$$F_{S,bur} = F_{S,dep} \quad (\text{or } \alpha \cdot F_{S,dep}) \quad (1)$$

$$F_{D,rf} = 0 \quad (\text{or } R \cdot (1 - \alpha) \cdot F_{S,dep}) \quad (2)$$

$$\alpha \in (0, 1], \text{ (with } \alpha = 1 \text{ for the conservative boundary)}$$

$$C_{D,sed} = 0 \quad (3)$$

### Reflective boundary

e.g., in Bern2.5D (Marchal et al., 1998b) and GENIE (Ridgwell et al., 2007):

$$F_{S,bur} = 0 \quad (4)$$

$$F_{D,rf} = g(F_{S,dep}) \quad (\text{or } R \cdot F_{S,dep}) \quad (5)$$

$$C_{D,sed} = 0 \quad (6)$$

### Vertically-integrated, dynamic model

e.g., in Bern3D (Tschumi et al., 2011), LOSCAR (Zeebe, 2012) or MBM1996 (Munhoven and François, 1996):

$$F_{S,bur} = F_{S,dep} - \sum_j Reac_j \quad (7)$$

$$F_{D,rf} = \sum_j \beta_j Reac_j \quad (8)$$

$$\frac{dC_{D,sed}(t)}{dt} = F_{D,in} - F_{D,out} + \sum_j (1 - \beta_j) Reac_j \quad (9)$$

### Vertically resolved, diagenetic model

General steady-state diagenetic equation for solid and dissolved species  $C_i$  after Berner (1980).

See e.g. GEOCLIM *reloaded* (Arndt et al., 2011):

$$\begin{aligned} \frac{\partial \xi C_i(t, z)}{\partial t} = 0 &= -\frac{\partial}{\partial z} F + \xi \sum_j Reac_j \\ &= -\frac{\partial}{\partial z} \left( -\xi D_i \frac{\partial C_i}{\partial z} + \xi w C_i \right) + \xi \sum_j Reac_j \end{aligned} \quad (10)$$

### Glossary

$S$	Solid species	$D$	Dissolved species
$F_{S,bur}$	Sediment burial flux of solids	$F_{i,dep}$	Bottom water deposition flux of $i$
$F_{D,rf}$	Dissolved return flux due to OM remineralisation	$C_{D,sed}$	Sediment concentration of $D$
$\alpha$	Fraction of solids preserved	$F_{D,in/out}$	General dissolved in/out-flow
$g()$	Steady state return flux	$R$	Stoichiometric ratio
$z$	Sediment depth	$\beta_j \in [0, 1]$	Dissolved fraction returned to ocean
$\sum_j Reac_j$	Sum of relevant production /consumption processes	$z_{max}$	Maximum sediment depth
$F$	Transport fluxes	$\xi$	Equals porosity $\phi$ for solutes and $(1 - \phi)$ for solids
$w$	advection rate	$D_i$	Diffusion coefficient

Figure 15: Overview of applied model approaches to calculate burial of solid species (i.e. PIC and POC), return/recycling fluxes of dissolved species resulting from organic matter (OM) remineralisation and sediment concentrations of dissolved species.

### 3.3.2 Deep-sea Sediments

Paleoclimate models use a wide variety of approaches to represent ocean-sediment exchange fluxes. The most simple ones do not include any explicit sediment scheme, but simply assume that particulate fluxes reaching the bottom of the ocean degrade there, and the remineralisation or dissolution products return to the deepest model grid cells or boxes of the ocean. Remineralisation and/or dissolution may be either complete or partial. In the latter case, the non-degraded fraction is returned to the surface ocean, to mimic riverine input, thus avoiding the model drift because of global inventory changes. POC remineralisation rates may be dependent on oxygen concentrations in the grid cells just above the seafloor and PIC dissolution rates on the saturation state with respect to the saturation state of bottom waters. Some models (e.g. BICYCLE) use a restoration scheme, either based upon a prescribed history of the sedimentary lysocline, which is used as a proxy for the calcite saturation horizon (Köhler et al., 2005) or a reference deep-sea  $\text{CO}_3^{2-}$  concentration (Köhler et al., 2010). Even models with explicit representations of the surface sediments exhibit a large variety of configurations: Along the vertical in the sediment column, complexity ranges from single-box surface mixed-layers (e.g., Munhoven and François, 1996) to well resolved sediment columns (e.g., 21 grid-points for the surface mixed-layer in MEDUSA, Munhoven, 2007). Underneath the mixed-layer, some models additionally track the history of preservation in synthetic sediment cores (e.g., Ridgwell and Hargreaves, 2007). The composition of the model sediments is also highly variable, encompassing the range from a minimalistic calcite-clay mixture (Munhoven and François, 1996; Zeebe, 2012) with an implicit, steady-state porewater  $[\text{CO}_3^{2-}]$  profile, to a composition that essentially reflects the ocean model tracer (e.g. DIC,  $\text{O}_2$ ,  $\text{PO}_4$ ) in porewaters and material fluxes (e.g. PIC, POC,  $\text{CaCO}_3$ , opal and clay) in the solid fraction (Bern 3D, Tschumi et al., 2011). Except for MEDUSA in MBM (Munhoven, 2007), no sediment model appears to explicitly consider aragonite as a sediment constituent. In other models, the entire aragonite flux is dissolved close to the sediment-water interface if bottom waters are undersaturated with respect to aragonite, while the flux is entirely preserved in oversaturated bottom waters, possibly “converted” to calcite (e.g. in MBM, Munhoven and François, 1996). The various adopted approaches may be divided into four major classes, which we review in the following.

### 805 3.3.2.1 Reflective Boundary

The Bern 2.5D model includes the sediment-water interface in form of a reflective boundary (Marchal et al., 1998b) and also the GENIE model provides this as an option (Ridgwell et al., 2007) (Fig. 14A). The deposition flux of PIC and POC that would settle onto the sediments is completely consumed in the deepest ocean cell, instantaneously releasing dissolved carbon and nutrients. This approach is, due to its computational efficiency, often used in global biogeochemical models (e.g. Najjar et al., 1992; Sarmiento et al., 1995; Yamanaka and Tajika, 1996). Usually the partitioning of the return flux (representing benthic transformations) is parametrised or calculated based on steady-state diagenetic modelling (Soetaert and Herman, 1995; Regnier et al., 1997). As the reflective boundary approach does not model any benthic PIC and POC burial fluxes it overestimates benthic recycling fluxes and completely neglects the strong coupling between POC and PIC fluxes through the effect of organic matter degradation on carbonate dissolution (Fig. 13). In addition, it does not account for the temporal storage of material in the sediment and the time delay between deposition and recycling flux. Therefore, this highly simplified approach cannot resolve the complex benthic-pelagic coupling.

### 820 3.3.2.2 Conservative/semi-reflective Boundary

The conservative boundary approach (Fig. 14B) refers to biogeochemical models that impose burial fluxes and sediment-water exchange fluxes. In general, the burial flux of PIC and POC is set equal (or proportional) to their deposition flux. In addition, a no-flux boundary condition is applied for solute species, neglecting any exchange through the sediment-water interface. For instance LOVE-CLIM incorporates such a sediment model where a constant part of POC and PIC is preserved (Goosse et al., 2010). The conservative nature of this approach does not violate mass conservation and accounts for the retention capacity of sediments. Nevertheless, it neglects (or oversimplifies) the degradation of POC and the dissolution of PIC in marine sediments and thus overestimates (or crudely approximates) the burial fluxes. In addition, such a simplified approach does not represent the time-delayed recycling of nutrients and dissolved carbon and the impact of these fluxes on the biogeochemical functioning of the ocean-atmosphere system. Another important caveat of this approach is that it cannot account for a change in speciation. Generally, the composition of the benthic return fluxes is fundamentally different from the composition of the deposition flux (e.g. Soetaert et al., 2000). In marine sediments, the coupled redox-reactions, mineral precipitation/dissolution or

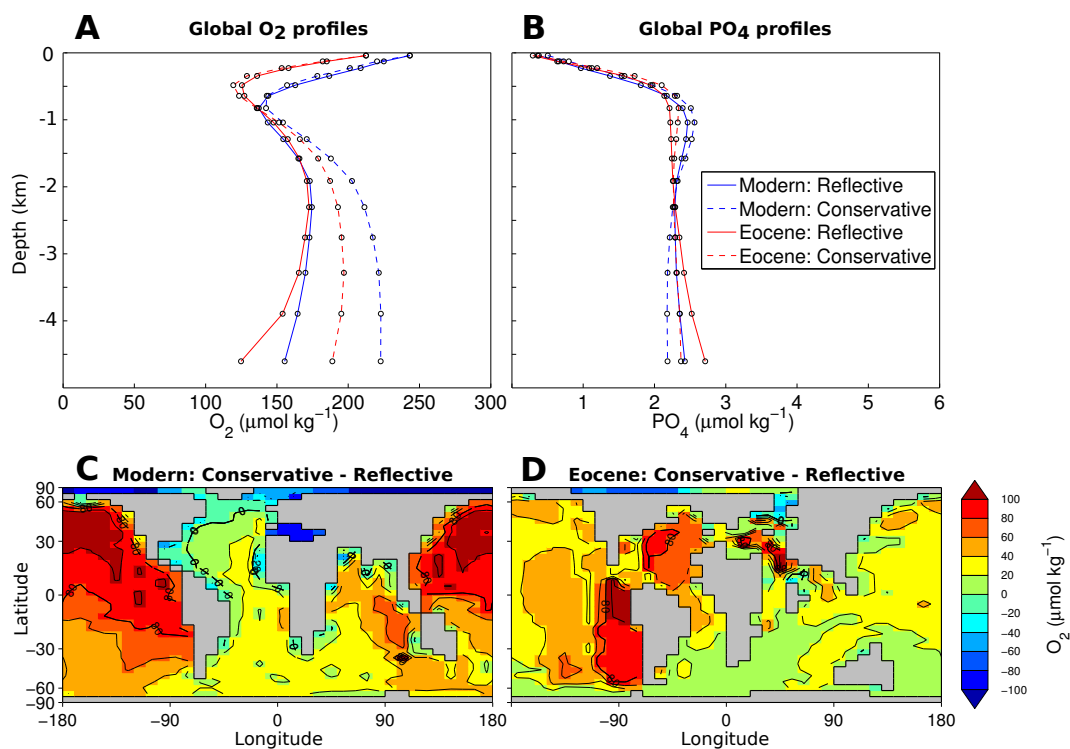


Figure 16: Model comparison of marine biogeochemistry with GENIE configurations using the Conservative and Reflective sediment approach for the modern and Eocene world. Modelled global oxygen (A) and phosphate (B) profiles. (C+D): Anomaly plots (Conservative minus Reflective) of bottom water oxygen concentration for modern (C) and Eocene (D) world.

835 equilibrium reactions control the speciation. The exact composition of the total dissolved carbon flux, for instance, strongly depends on the vertical distribution of biogeochemical reaction rates and their combined influence on the ambient pH. The conservative boundary approach does not capture this biogeochemical complexity and thus does not appropriately represent the sedimentary response.

In order to illustrate how different sediment boundary conditions affect biogeochemistry in the  
 840 ocean we compare a GENIE set-up using the reflective boundary with the conservative boundary for two climate scenarios (see Box 2 for more information). The impact of including organic carbon burial on global mean water-column O<sub>2</sub> and PO<sub>4</sub> concentration during the Eocene is shown in Fig. 16 (A+B). Global deep water O<sub>2</sub> concentration increases as POC reaching the seafloor is buried and not remineralised. In contrast, nutrient concentration in the deep ocean is decreasing as less PO<sub>4</sub> is released to the ocean. But not just the global O<sub>2</sub> concentration changes, also the spatial difference of  
 845 bottom water oxygenation for the two sediment schemes varies significantly for the modern and the

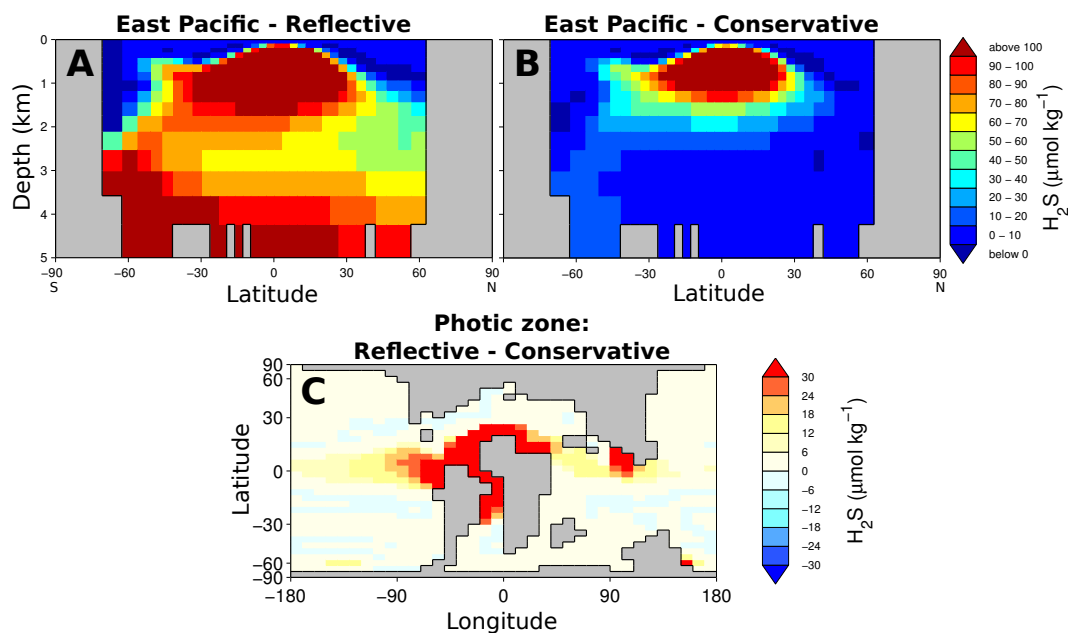


Figure 17: Model comparison of  $H_2S$  concentration during OAE2 with GENIE configurations using the Conservative and Reflective sediment approach. (A+B): Vertical profile of  $H_2S$  in the East Pacific Ocean ( $-90^\circ$  longitude). (C): Anomaly plots (Reflective minus Conservative) of photic zone euxina (i.e.  $H_2S$  concentration for 80-200m depth).

850 Eocene (Fig. 16C+D). Ocean redox differences are even more pronounced when applying the two sediment representations for the Late Cretaceous. Fig. 17 (A) highlights the problem of the reflective lower boundary by showing an unrealistically high concentration of  $H_2S$  at the seafloor. This result is an artifact of the lower boundary condition as all POC gets instantaneously remineralised at the seafloor. On the other hand, the conservative boundary (Fig. 17B) shows very little  $H_2S$  in the deeper ocean as it neglects completely the degradation of POC at the seafloor. However, the employed lower boundary condition does not only have implications on redox conditions at the bottom of the ocean but can also be seen in the photic zone (Fig. 17C).

### 855 3.3.2.3 Vertically-integrated dynamic model

In the vertically-integrated approach, the sediment is represented as a single box (Fig. 14C). The average concentration of the represented species in this box is calculated as the balance between the deposition and burial flux, as well as the sum of consumption processes. The diffusive flux of dissolved species through the sediment-water interface in turn equals the sum of consumption/production pro-



860 cesses that are usually tightly linked to the transformation of particulate material (e.g. Maier-Reimer, 1993). The model thus neglects temporary storage of dissolved species and fluxes in porewaters. However, this approach is clearly superior to the two simpler approaches. It has the merit of simplicity and is computationally efficient. In addition, it also reproduces some of the complexity associated with the short- and long-term evolution of benthic recycling fluxes. Such an approach also allows  
865 differentiating between various fractions of organic matter (if POC is represented) and therefore is able to resolve some of the biogeochemical complexity associated with the decrease of organic matter reactivity with sediment depth. Most paleo-EMICs incorporate a vertically-integrated sediment model for PIC only, sometimes considering oxic-only sediment respiration of organic carbon (compare Tab. 2). Bern 3D being a notable exception, as it includes a vertically-integrated dynamic model  
870 also considering oxic degradation and denitrification of organic carbon (Tschumi et al., 2011),

#### 3.3.2.4 Vertically resolved diagenetic model

So-called diagenetic models provide the most robust description of the benthic-pelagic coupling (Fig. 14D). Those models solve the one-dimensional, fully coupled reaction-transport equation for solid and dissolved species (e.g. Berner, 1980b; Boudreau, 1997). This approach thus accounts for  
875 all important transport processes, such as burial, compaction, bioturbation, molecular diffusion and bioirrigation. In addition it resolves the fully coupled biogeochemical dynamics of the carbon, oxygen and nutrient cycles and the resulting characteristic redox-zonation of marine sediments (also compare Fig. 12). However, controversy still revolves around the formulations of organic matter degradation (e.g. Arndt et al., 2013) and calcite dissolution (e.g. Jourabchi et al., 2005). In addition,  
880 tion, the parametrisation of diagenetic models requires a good understanding of diagenetic dynamics and careful consideration of the environmental conditions. For instance, rate constants that are typically used in state-of-the art diagenetic models may predict the benthic response in the modern-day, well ventilated ocean, but might not be applicable under extreme environmental conditions such as OAEs or the PETM. The major drawback of those models is the computational cost associated  
885 with the computation of vertically-resolved reaction-transport equations for a number of interacting species. Therefore, paleoclimate models that include a diagenetic model generally reveal a very low spatial resolution of the benthic environment (e.g. GEOCLIM *reloaded* only resolves three sediment columns; Arndt et al., 2011) or use other methods to reduce computational demands: DCESS for instance uses a semi-analytical, iterative approach considering  $\text{CaCO}_3$  dissolution and (oxic

890 and anoxic) organic matter remineralisation (Shaffer et al., 2008). One exception here is the early diagenesis model MEDUSA which is coupled to the multi-box model MBM (Munhoven, 2007). MEDUSA operates in a fully transient way at 100 m depth intervals over the whole model sea-floor, in five regions, totalling 304 columns.

### 3.3.3 Conclusion

895 Marine sediments represent the largest reservoir of carbon among the exogenic reservoirs (Mackenzie et al., 2004). The assessment of the response of the ocean to variabilities in atmospheric CO<sub>2</sub> concentrations requires a robust quantification of the benthic-pelagic coupling and the sedimentary carbon sink (Archer and Maier-Reimer, 1994; Archer et al., 1998; Sigman et al., 1998; Heinze et al., 1999). However, it appears that convenience rather than a careful mechanistic representation and the  
900 ability of the approach to provide an answer to the problem guides the choice of the lower boundary condition for the ocean model. Paleoclimate modelling has developed to a stage where increasingly complex and multi-dimensional ocean, atmosphere and continental vegetation models are coupled (e.g. McGuffie and Henderson-Sellers, 2005; Randall et al., 2007). Yet, compared to these developments, considerably less effort has been devoted to the coupling between ocean and sediment models.  
905 However, sophisticated, comprehensive and carefully calibrated and tested diagenetic models (e.g. Soetaert et al., 1996; Cappellen and Wang, 1996; Archer et al., 1998; Aguilera et al., 2005), as well as computationally efficient pseudo dynamic approaches (e.g. Ruardij and Van Raaphorst, 1995; Arndt and Regnier, 2007) are now available and could be incorporated into paleoclimate models in numerically efficient ways, such as for instance look-up tables (see e.g. Ridgwell and Hargreaves,  
910 2007) or neural networks (see Section 4.3). Ultimately, our ability to understand past climate change critically depends on a better quantification of the sedimentary carbon sink and its response to extreme environmental conditions (Bernier et al., 1989; Archer and Maier-Reimer, 1994; Mackenzie et al., 2004; Ridgwell and Zeebe, 2005).

## 4 Conclusions and future directions

915 The biological pump in the ocean involves biology, chemistry and physics and is a dynamic system that evolves over time in association with a changing climate. The mechanistic understanding of the processes involved has improved significantly, however, a quantitative assessment of the importance of different mechanisms is still lacking. Rather than solely using existing, static numerical repre-

920 presentations for the biological pump and trying to reproduce certain paleo-observations as perfectly  
as possible (which is in essence often just a fitting exercise), paleoclimate models should also be  
used to explore new methodologies and biogeochemical mechanisms to test our comprehension of  
the dynamical behaviour of the biological carbon pump. **Reviewer 2: ... statement not as trivial as it  
seems at first glance and need to be discussed..** Despite the increased number of paleoclimate mod-  
els incorporating marine carbon cycle dynamics and the improved understanding of the biological  
925 pump, mathematical formulations of these processes have not considerably evolved at the same time.  
The organic and inorganic carbon cycling in the ocean and the benthic-pelagic coupling are still rep-  
resented by highly simplified approaches and are therefore of limited transferability across time and  
space. Progress in understanding past climate variations will crucially depend on the combined use  
of different representations (e.g. conceptual and mechanistic) of the surficial carbon cycle and the  
930 quantification of related model uncertainties. The following paragraphs highlight the role of using  
models of different complexities (4.1), give suggestions how these models can be applied to explore  
and quantify different model uncertainties (4.2), and identify two major challenges to help direct  
future research for the paleoclimate (modelling) community (4.3).

#### **4.1 The importance of different models**

935 Fundamentally, mathematical models are always approximations of the complex, real Earth system  
and all assumptions are erroneous on some level (Oreskes et al., 1994). For instance, assuming a  
reflective sediment-water interface is appropriate when investigating carbon cycle processes on time  
scales shorter than 1000 years but is misleading when studying longer time scales. A box model  
approach is helpful when trying to isolate the dominant process in an observed global or large-scale  
940 output but not very helpful when one is interested in a more detailed (spatial) analysis of a problem  
(e.g. modelling marine ecology which is dependent on local transport and mixing processes and the  
spatial resolution of the ocean).

Both model types (i.e. structurally simple or conceptual models and more coupled or mechanis-  
tic models) have their advantages and disadvantages (compare e.g. Nihoul, 1994). The structural  
945 simplicity of box models considerably reduces the models dependency on initial and boundary con-  
ditions and the model is easier to constrain as it includes fewer parameters and variables. Due to their  
lower computational demand box models can be used for large-ensemble experiments needed to ad-  
dress important questions regarding uncertainty quantification (see Section 4.2). Also, the output is

less complex, easier to interpret and therefore may provide a clearer understanding of the dominant  
950 process. However, there is a higher possibility of misinterpreting the *real* process if it is actually  
the product of several interacting effects not represented in the model. Furthermore, the simplicity  
of the model (in terms of resolution and represented processes) usually restricts the development of  
emergent behaviours. More coupled or mechanistic models provide a more accurate view of the in-  
terrelated real system's dynamics and, therefore, have a stronger predictive ability. However, simply  
955 including more and more complexity (in the sense of additional mechanisms) do not guarantee an  
improvement of the predictive ability of the model. It may even reduce it, if the new representation  
is based on over fitting imprecisely known free parameters to limited observations (Davies, 1994).  
Thus, a crucial step is to show that the representation of the new mechanism has an acceptable level  
of accuracy over a range of conditions.

960 Improving mechanistic parametrisation of key processes is one of the main challenges that hin-  
der better understanding in Earth sciences. That, however, does not undermine the value of non-  
mechanistic models (e.g. conceptual, mathematical, statistical or numerical) that have no predictive  
ability. Starting an investigation with a simple model and gradually increasing its complexity can  
reveal emerging model and system behaviours which might have been overlooked when employing  
965 the most complex model alone (compare Marinov et al., 2008, for an example). Also model structure  
within a modelling approach is not unique, as has been demonstrated in this review. These differ-  
ent models and their results can provide valuable insights into the significance of model structure  
(i.e. structural uncertainty; see Section 4.2). We recommend, in order to gain better scientific under-  
standing, to use a range of different models and/or mathematical representations when examining a  
970 problem and to know the limits and uncertainties for the models being used as accurate as possible.

## 4.2 Quantifying uncertainty

Beside being ideal tools for testing our understanding of the biological carbon pump and for ex-  
ploring the long-term carbon cycle evolution, paleoclimate models should further be used to inves-  
tigate uncertainties related to modelling climate and marine carbon cycle feedbacks and to identify  
975 which processes have the greatest influence upon model predictions. Currently uncertainty estimates  
for the climate-carbon cycle response are primarily done using different future emission scenarios  
(e.g. Plattner et al., 2008; Eby et al., 2009; Zickfeld et al., 2013) or, where possible, by comparing  
model results with observational uncertainty estimates (e.g. Najjar et al., 2007; Eby et al., 2013). In

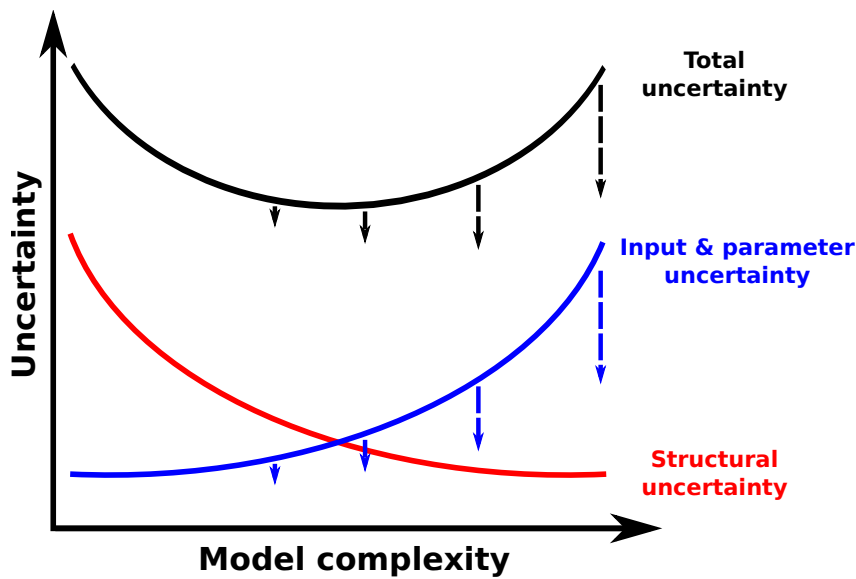


Figure 18: Idealised dependency of various sources of uncertainty on model complexity (i.e. components, resolution and represented processes). Blue arrows depict an improvement of input or parameter uncertainty using SA and empirical methods (see text) which results in a decrease in total model uncertainty (black arrows). Adapted from Solomatine and Wagener (2011).

the case of model intercomparison projects mainly simplified characteristics such as the ensemble  
 980 standard deviation or range are used (e.g. Najjar et al., 2007; Plattner et al., 2008; Zickfeld et al.,  
 2013) or EMIC results are compared with results obtained from GCMs (e.g. Petoukhov et al., 2005;  
 Friedlingstein et al., 2006; Plattner et al., 2008). In the following, we summarise different types  
 of uncertainties the modelling community has to deal with and give suggestions for how different  
 numerical models can be used to explore them.

985 Uncertainty in (Earth system) modelling can generally be considered as a lack of knowledge or  
 information concerning the processes involved and comes from a variety of sources (Solomatine and  
 Wagener, 2011; Beven et al., under review). First, input uncertainty, that is the uncertainty caused  
 by errors in the boundary conditions, such as continental configuration, bathymetry, oceanic nutrient  
 concentration or atmospheric CO<sub>2</sub> forcing. Second, parameter uncertainty, introduced through un-  
 990 certain estimates of model parameters or because the optimal parameter set is ambiguous. And third,  
 model structural uncertainty, resulting from simplifications, discretizations, inadequacies or ambi-  
 guities in the numerical representation of the real process. The different sources of uncertainty gen-  
 erally vary with model complexity (Fig. 18). Ideally, as more processes are described in the model

(i.e. increase in model complexity) the structural uncertainty of the model decreases. However, at  
995 the same time more parameters and inputs are needed to describe and/or constrain these processes,  
therefore increasing input and parameter uncertainty. Due to this trade-off between different com-  
plexities there is theoretically an optimal model for every given real world problem characterised  
by minimal total uncertainty. Obviously, this is an idealised example and in reality it is not possible  
to decide which model is the optimal one, especially in the case of paleoclimate modelling where  
1000 validation against observations is limited.

One strategy to explore and quantify model uncertainty that can always be applied is sensitiv-  
ity analysis (SA). Pianosi et al. (2014) deliver a comprehensive review of SA methods most widely  
used in other environmental modelling fields. They also provide practical guidelines for choosing the  
most appropriate SA method for a specific problem, depending on the purpose of the analysis and  
1005 the computational complexity of the method. Sensitivity analysis in combination with empirical ap-  
proaches can also be used to iteratively reduce the uncertainty for a given numerical model (compare  
e.g. Bradley et al., 2016). For instance in the case of parameter uncertainty, SA can identify which  
parameters have the greatest influence upon model output and how constrained their values are.  
Mechanistic parameters with explicit relevance to biology or physics (such as degradation rate con-  
1010 stants, activation energies and temperature dependencies) may then be better constrained empirically  
using laboratory experiments or more observations, thus decreasing parameter uncertainty (compare  
Fig. 18). However, more conceptual parameters (e.g. Martin's b-value), that implicitly account for  
various processes, are more specific to individual model formulations and have to be determined by  
fitting each model to observations. The lack of correlation between these abstract parameters and  
1015 real biogeochemical processes leads to an increase in parameter uncertainty (i.e. decrease in predic-  
tive ability) if the numerical model is applied under different environmental conditions. SA should  
be applied here to quantify this uncertainty.

Currently most studies treat only parameter uncertainty as source of uncertainty. However, re-  
search in hydrological modelling has shown that input or structural uncertainty can be even more  
1020 important (Wagener and Gupta, 2005; Solomatine and Wagener, 2011). Therefore, other questions  
concerning input and structural uncertainty should be explored more often using SA: How much does  
it matter if we change boundary conditions or forcings? What is the uncertainty in model results due  
to missing or oversimplified biogeochemistry? The computational efficiency of paleoclimate models  
(especially of box models) facilitates large simulation ensembles and systematic sensitivity studies

1025 thus allowing the estimation of these uncertainties using objective statistical methods. Kriest et al.  
(2010) and Kriest et al. (2012) for example present extensive sensitivity experiments to assess the  
skill of different global marine biogeochemical models for the modern ocean. Biogeochemistry in  
paleoclimate models will improve further in the future, representing more processes in greater detail.  
If in addition a higher confidence in their simulations is to be achieved these new processes need to  
1030 be evaluated using objective methods. Therefore, besides exploring the parameter space, different  
representations of the biological pump should be tested against each other and evaluated with ob-  
servations. Closer collaboration with statisticians to improve uncertainty analysis would be a step in  
the right direction and much can be learned from other disciplines such as engineering or hydrol-  
ogy where sensitivity analyses of numerical models are widely used (e.g., Pianosi et al., 2014; Song  
1035 et al., 2015).

### 4.3 Outstanding modelling issues

As shown in this study, a major problem of the presented models is the lack of theoretical frameworks  
that allow the parametrisation of particulate organic carbon flux under changing environmental con-  
ditions. Different generic algorithms for this parametrisation, based on current process understand-  
1040 ing, are needed to resolve changes in the efficiency of the biological pump which is observed over  
time (Hain et al., 2014) and in space (e.g. Francois et al., 2002). Although the basic power-law  
or double-exponential decrease in POC flux with depth has been abundantly demonstrated and is  
widely accepted, there is a strong need to link changes in downward particulate flux to the mecha-  
nistic understanding of the underlying processes. The results of different representations should be  
1045 compared against each other as discussed above.

Another outstanding issue are the current oversimplified sediment representations in paleocli-  
mate models, which are often not able to model the properties needed for a comparison to proxy-  
observations. The primary constraint here is the high computational cost of simulating the whole  
suite of essential redox and equilibrium reactions within marine sediments that control carbon burial  
1050 and benthic recycling fluxes. A relatively young research field may help with this problem, as a full  
mechanistic diagenetic model can be encapsulated in a numerically efficient and robust artificial neu-  
ral network. A neural network has to be trained using example bottom water conditions and related  
burial fluxes calculated by the full diagenetic model. Instead of following static human prescribed  
rules neural networks have the ability to learn automatically the underlying relationship from the

1055 training set and are practically able to approximate any relationship between input and output prop-  
erties (Melesse and Hanley, 2005; Bernhardt, 2008). The trained neural network is far more efficient  
than the original diagenetic model and can be easily coupled to any biogeochemical ocean model.  
The neural network encapsulation of the BERN2.5D model, for example, has been shown to be one  
to three orders of magnitude faster than the original model (Knutti et al., 2003). The neural network  
1060 approach could also be suitable to approximate other computationally expensive models, such as  
comprehensive marine biological and ecosystem models. **TODO: Disadvantages!!??**



## A Earth Sytem Model applications

Table 6: **Paleoclimate model applications (EMICs)** (ordered from higher to lower ocean resolution) with a relation to the biological pump. Study-time reflects the broad modelled time in the experiments (not the official timing of the event).

<b>Model</b>	<b>Event</b>	<b>Study-Time</b>	<b>References</b>
<b>EMIC</b>			
<b>UVic</b>	Last deglaciation	ca. 20 – 15 kyr BP	Schmittner and Lund (2015)
	Last deglaciation LGM	23 kyr BP – present ca. 21 kyr BP	Simmons et al. (2015) Fraile et al. (2009); Menviel et al. (2014) Schmittner and Somes (2016)
<b>UVic</b>	DO-event 8 & 12	ca. 37 & 45 kyr BP	Ewen et al. (2004)
	DO-event	universally	Schmittner (2005); Schmittner et al. (2007)
	Panama seaway closure	ca. 14 – 3 Ma	Schneider and Schmittner (2006)
	Antarctic Glaciation	ca. 33.7 Ma	Pagani et al. (2011)
<b>UVic</b>	PETM	ca. 55.8 Ma	Meissner et al. (2014); Bralower et al. (2014)
	End-Permian	ca. 252 Ma	Alexander et al. (2015) Montenegro et al. (2011)
<b>LOVECLIM</b>	Last deglaciation	ca. 21 – 10 kyr BP	Menviel et al. (2011)
	LGM	ca. 22.5 kyr BP	Menviel et al. (2008a, b, 2014)
	Interglacials	universally	Menviel et al. (2010)
<b>Bern 3D</b>	Emian interglacial	ca. 129 – 118 kyr BP	Duplessy et al. (2007)
	Holocene	ca. 8 kyr BP – present	Menviel and Joos (2012); Brovkin et al. (2016)
	LGM and deglaciation	20.0 kyr BP – present	Tschumi et al. (2008, 2011)
	Last glacial period	ca. 70 – 30 kyr BP	Parekh et al. (2008)
<b>Bern 3D</b>	Last glacial cycle	125 kry BP – present	Menviel et al. (2012)
	Emian interglacial	126 – 115 kyr BP	Brovkin et al. (2016)
	Younger Dryas	ca. 12.9 – 11.7 kyr BP	Matsumoto and Yokoyama (2013)
<b>MESMO</b>	Heinrich 1	ca. 17.5 – 14.5 kyr BP	Matsumoto and Yokoyama (2013)
	LGM	ca. 22.5 kyr BP	Sun and Matsumoto (2010); Matsumoto et al. (2014)
	Glacial cycles	ca. 400 kry BP – present	Ushie and Matsumoto (2012)
<b>GENIE</b>	Holocene	8 – 0.5 kyr BP	Brovkin et al. (2016)
	Younger Dryas	13.5 – 11.5 kyr BP	Singarayer et al. (2008)
	Emian interglacial	126 – 115 kyr BP	Brovkin et al. (2016)
	Eocene hyperthermal	49.2 Ma	Kirtland Turner and Ridgwell (2013)
	Early Eocene	ca. 50 Ma ca. 55 Ma	Norris et al. (2013) Meyer and Kump (2008); Pälike et al. (2012) Anagnostou et al. (2016)

A1

Table 7: Table 6 (continued)

<b>Model</b>	<b>Event</b>	<b>Study-Time</b>	<b>References</b>
<b>GENIE</b>	PETM	ca. 55.8 Ma	Ridgwell (2007); Panchuk et al. (2008) Ridgwell and Schmidt (2010); Cui et al. (2011) Kirtland Turner and Ridgwell (2016) Zeebe et al. (2016)
	OAE2	93.5 Ma	Monteiro et al. (2012)
	Cretaceous End-Permian	101 Ma ca. 252 Ma	Meyer and Kump (2008) Meyer and Kump (2008); Meyer et al. (2008) Cui et al. (2013, 2015)
	Last 400 Ma	400 Ma – present	Goodwin et al. (2009)
<b>CLIMBER-2</b>	Holocene	ca. 8 kyr BP – present	Kleinen et al. (2015); Brovkin et al. (2016)
	8.2 kyr BP event	8.2 kyr BP	Brovkin et al. (2002a)
	Last deglaciation	ca. 18 – 9 kyr BP	Bouttes et al. (2012a)
	LGM	ca. 21 kyr BP	Brovkin et al. (2002b, 2007); Bouttes et al. (2009) Bouttes et al. (2010, 2011, 2012b)
	Emian interglacial	ca. 125 kyr BP	Duplessy et al. (2007)
<b>GEOCLIM</b>	Cretaceous	145.5 - 65.5 Ma	Donnadieu et al. (2006)
	Jurassic	199.6 – 145.5 Ma	Donnadieu et al. (2006)
	Triassic	251.0 – 199.6 Ma	Donnadieu et al. (2006); Godd�ris et al. (2008)
Late Neoproterozoic	580.0 Ma	Donnadieu et al. (2004)	
Neoproterozoic	1,000 – 542.0 Ma	Le Hir et al. (2008)	
<b>MoBidiC</b>	LGM	ca. 22.5 kyr BP	Crucifix (2005)
	Heinrich events & Last deglaciation	ca. 60 – 12 kyr BP	Crucifix (2005)
<b>Bern 2.5D</b>	Younger Dryas	ca. 13.0 – 11.0 kyr BP	Marchal et al. (1999a, b, 2001)
	Heinrich events & Last deglaciation	ca. 60 – 12 kyr BP	Marchal et al. (1998a)

*Acknowledgements.* DH is supported by a graduate teaching studentship by the University of Bristol. SA is supported by funding from the European Unions Horizon 2020 research and innovation programme under the Marie Skłodowska-Curie grant agreement No 643052. JDW and AR acknowledge funding from the EU grant ERC-2013-CoG-617313. GM is a Research Associate with the Belgian Fonds de la Recherche Scientifique-FNRS. Finally, we would like to thank Sarah Greene for helpful discussions.

1070

Table 8: **Paleoclimate model applications (Box models)** (ordered from higher to lower ocean resolution) with a relation to the biological pump. Study-time reflects the broad modelled time in the experiments (not the official timing of the event).

<b>Model</b>	<b>Event</b>	<b>Study-Time</b>	<b>References</b>
<b>Box</b>			
<b>DCESS</b>	LGM PETM	ca. 22.5 kyr BP ca. 55.8 Ma	Lambert et al. (2015) Shaffer et al. (2016)
<b>SUE</b>	since LGM Glacial cycles Snowball Earth Phanerozoic	ca. 22.5 kyr BP – today 400 kyr BP – present around 650 Ma 600 Ma – present	Ridgwell et al. (2003b) Ridgwell (2001); Ridgwell et al. (2002) Ridgwell et al. (2003a) Ridgwell (2005)
<b>CYCLOPS</b>	LGM  Last deglaciation Glacial cycle	ca. 22.5 kyr BP  ca. 30 kyr BP – present 150 kyr BP – present	Keir (1988); Michel et al. (1995); Sigman et al. (2003) Galbraith et al. (2015) Keir (1991); Sigman et al. (1998) Keir (1990); Hain et al. (2010)
<b>PANDORA</b>	Glacial-Interglacial CO <sub>2</sub>	universally	Broecker and Peng (1986, 1987, 1989) Broecker et al. (1990)
<b>LOSCAR</b>	Mid-Miocene MECO Paleocene-Eocene Early Eocene PETM	16.8 – 13.8 Ma ca. 40 Ma 62 – 48 Ma ca. 55 Ma ca. 55.8 Ma	Armstrong McKay et al. (2014) Sluijs et al. (2013) Komar et al. (2013) Pälike et al. (2012) Zeebe and Zachos (2007); Zeebe et al. (2009) Uchikawa and Zeebe (2010); Komar and Zeebe (2011) Zeebe and Zachos (2013); Penman et al. (2014) Zeebe et al. (2016)
<b>BICYCLE</b>	Last deglaciation Glacial cycles Glacial cycles Mid Pleistocene Transition	21 – 10 kyr BP 120 kyr BP – present 740 kyr BP – present 2 Ma – present	Köhler et al. (2005) Köhler et al. (2006) Köhler and Fischer (2006); Köhler et al. (2010) Köhler and Bintanja (2008)
<b>MBM</b>	Glacial cycle	ca. 150 kyr BP – present	Munhoven and François (1994, 1996) Munhoven (2007)

## References

- Aguilera, D. R., Jourabchi, P., Spiteri, C., and Regnier, P.: A knowledge-based reactive transport approach for the simulation of biogeochemical dynamics in Earth systems, *Geochemistry, Geophysics, Geosystems*, 6, Q07 012, doi:10.1029/2004GC000899, <http://onlinelibrary.wiley.com/doi/10.1029/2004GC000899/abstract>, 2005.
- Alexander, K., J. Meissner, K., and J. Bralower, T.: Sudden spreading of corrosive bottom water during the Palaeocene-Eocene Thermal Maximum, *Nature Geoscience*, 8, 458–461, doi:10.1038/ngeo2430, <http://www.nature.com/ngeo/journal/v8/n6/abs/ngeo2430.html>, 00001, 2015.
- 1080 Alldredge, A. L. and Cohen, Y.: Can Microscale Chemical Patches Persist in the Sea? Microelectrode Study of Marine Snow, Fecal Pellets, *Science*, 235, 689–691, doi:10.1126/science.235.4789.689, <http://www.sciencemag.org/content/235/4789/689>, 1987.
- Allemand, D., Tambutté, E., Zoccola, D., and Tambutté, S.: Coral Calcification, Cells to Reefs, in: *Coral Reefs: An Ecosystem in Transition*, edited by Dubinsky, Z. and Stambler, N., pp. 119–150, Springer Netherlands, 1085 [http://link.springer.com/chapter/10.1007/978-94-007-0114-4\\_9](http://link.springer.com/chapter/10.1007/978-94-007-0114-4_9), 2011.
- Alverson, K. D., Bradley, R. S., and Pedersen, T. F.: *Paleoclimate, Global Change and the Future*, Springer Science & Business Media, 2003.
- Anagnostou, E., John, E. H., Edgar, K. M., Foster, G. L., Ridgwell, A., Inglis, G. N., Pancost, R. D., Lunt, D. J., and Pearson, P. N.: Changing atmospheric CO<sub>2</sub> concentration was the primary driver of early Cenozoic climate, *Nature*, advance online publication, doi:10.1038/nature17423, <http://www.nature.com/nature/journal/vaop/ncurrent/full/nature17423.html>, 00000, 2016.
- 1090 Anderson, L. A. and Sarmiento, J. L.: Redfield ratios of remineralization determined by nutrient data analysis, *Global Biogeochemical Cycles*, 8, 65–80, doi:10.1029/93GB03318, <http://onlinelibrary.wiley.com/doi/10.1029/93GB03318/abstract>, 1994.
- 1095 Andersson, J. H., Wijsman, J. W. M., Herman, P. M. J., Middelburg, J. J., Soetaert, K., and Heip, C.: Respiration patterns in the deep ocean, *Geophysical Research Letters*, 31, doi:10.1029/2003GL018756, <http://onlinelibrary.wiley.com/doi/10.1029/2003GL018756/abstract>, 2004.
- Archer, D.: A data-driven model of the global calcite lysocline, *Global Biogeochemical Cycles*, 10, 511–526, doi:10.1029/96GB01521, <http://onlinelibrary.wiley.com/doi/10.1029/96GB01521/abstract>, 1996a.
- 1100 Archer, D. and Maier-Reimer, E.: Effect of Deep-Sea Sedimentary Calcite Preservation on Atmospheric CO<sub>2</sub> Concentration, *Nature*, 367, 260–263, doi:10.1038/367260a0, 1994.
- Archer, D., Kheshgi, H., and Maier-Reimer, E.: Dynamics of fossil fuel CO<sub>2</sub> neutralization by marine CaCO<sub>3</sub>, *Global Biogeochemical Cycles*, 12, 259–276, doi:10.1029/98GB00744, <http://onlinelibrary.wiley.com/doi/10.1029/98GB00744/abstract>, 1998.

- 1105 Archer, D., Winguth, A., Lea, D., and Mahowald, N.: What caused the glacial/interglacial atmospheric pCO<sub>2</sub> cycles?, *Reviews of Geophysics*, 38, 159–189, doi:10.1029/1999RG000066, <http://onlinelibrary.wiley.com/doi/10.1029/1999RG000066/abstract>, 2000a.
- Archer, D. E.: Modeling the Calcite Lysocline, *Journal of Geophysical Research*, 96, 17 037–17 050, 1991.
- Archer, D. E.: An atlas of the distribution of calcium carbonate in sediments of the deep sea, *Global Biogeochemical Cycles*, 10, 159–174, 1996b.
- 1110 Archer, D. E., Eshel, G., Winguth, A., Broecker, W., Pierrehumbert, R., Tobis, M., and Jacob, R.: Atmospheric pCO<sub>2</sub> sensitivity to the biological pump in the ocean, *Global Biogeochemical Cycles*, 14, 1219–1230, doi:10.1029/1999GB001216, <http://onlinelibrary.wiley.com/doi/10.1029/1999GB001216/abstract>, 2000b.
- Armstrong, R. A., Lee, C., Hedges, J. I., Honjo, S., and Wakeham, S. G.: A new, mechanistic model for organic carbon fluxes in the ocean based on the quantitative association of POC with ballast minerals, *Deep Sea Research Part II: Topical Studies in Oceanography*, 49, 219–236, doi:10.1016/S0967-0645(01)00101-1, <http://www.sciencedirect.com/science/article/pii/S0967064501001011>, 2001.
- 1115 Armstrong McKay, D. I., Tyrrell, T., Wilson, P. A., and Foster, G. L.: Estimating the impact of the cryptic degassing of Large Igneous Provinces: A mid-Miocene case-study, *Earth and Planetary Science Letters*, 403, 254–262, doi:10.1016/j.epsl.2014.06.040, <http://www.sciencedirect.com/science/article/pii/S0012821X14004257>, 2014.
- Arndt, S. and Regnier, P.: A model for the benthic-pelagic coupling of silica in estuarine ecosystems: sensitivity analysis and system scale simulation, *Biogeosciences Discussions*, 4, 747–796, <http://hal.archives-ouvertes.fr/hal-00297877>, 2007.
- 1125 Arndt, S., Hetzel, A., and Brumsack, H.-J.: Evolution of organic matter degradation in Cretaceous black shales inferred from authigenic barite: A reaction-transport model, *Geochimica et Cosmochimica Acta*, 73, 2000–2022, doi:10.1016/j.gca.2009.01.018, <http://www.sciencedirect.com/science/article/pii/S0016703709000477>, 2009.
- Arndt, S., Regnier, P., Godd ris, Y., and Donnadi u, Y.: GEOCLIM reloaded (v 1.0): a new coupled earth system model for past climate change, *Geosci. Model Dev.*, 4, 451–481, doi:10.5194/gmd-4-451-2011, <http://www.geosci-model-dev.net/4/451/2011/>, 2011.
- 1130 Arndt, S., J rgensen, B., LaRowe, D., Middelburg, J., Pancost, R., and Regnier, P.: Quantifying the degradation of organic matter in marine sediments: A review and synthesis, *Earth-Science Reviews*, 123, 53–86, doi:10.1016/j.earscirev.2013.02.008, <http://www.sciencedirect.com/science/article/pii/S0012825213000512>, 2013.
- 1135 Arrieta, J. M., Mayol, E., Hansman, R. L., Herndl, G. J., Dittmar, T., and Duarte, C. M.: Dilution limits dissolved organic carbon utilization in the deep ocean, *Science*, 348, 331–333, doi:10.1126/science.1258955, <http://www.sciencemag.org/content/348/6232/331>, 2015.

- Arthur, M. A., Dean, W., Pollastro, R., Scholle, P., and Claypool, G.: Comparative Geochemical and Mineralogical Studies of two Cyclic Transgressive Pelagic Limestone Units, Cretaceous Western Interior Basin, U.S., In: Pratt, L.M., et al. (Ed.), *Fine-Grained Deposits and Biofacies of the Cretaceous Western Interior Seaway: Evidence of Cyclic Sedimentary Processes*. Soc. For Sediment. Geol., pp. 16–27, [http://archives.datapages.com/data/sepm\\_sp/fg4/Comparative\\_Geochemical.htm](http://archives.datapages.com/data/sepm_sp/fg4/Comparative_Geochemical.htm), 1985.
- 1140 Arthur, M. A., Dean, W. E., and Pratt, L. M.: Geochemical and climatic effects of increased marine organic carbon burial at the Cenomanian/Turonian boundary, *Nature*, 335, 714–717, doi:10.1038/335714a0, <http://www.nature.com/nature/journal/v335/n6192/abs/335714a0.html>, 1988.
- 1145 Arvidson, R. S., Mackenzie, F. T., and Guidry, M.: MAGic: A Phanerozoic Model for the Geochemical Cycling of Major Rock-Forming Components, *American Journal of Science*, 306, 135–190, doi:10.2475/ajs.306.3.135, <http://www.ajsonline.org/content/306/3/135>, 2006.
- 1150 Arvidson, R. S., Mackenzie, F. T., and Berner, R. A.: The Sensitivity of the Phanerozoic Inorganic Carbon System to the Onset of Pelagic Sedimentation, *Aquatic Geochemistry*, 20, 343–362, doi:10.1007/s10498-013-9224-5, <http://link.springer.com/article/10.1007/s10498-013-9224-5>, 2014.
- Aumont, O., Ethé, C., Tagliabue, A., Bopp, L., and Gehlen, M.: PISCES-v2: an ocean biogeochemical model for carbon and ecosystem studies, *Geosci. Model Dev.*, 8, 2465–2513, doi:10.5194/gmd-8-2465-2015, <http://www.geosci-model-dev.net/8/2465/2015/>, 00009, 2015.
- 1155 Bacastow, R. and Maier-Reimer, E.: Ocean-circulation model of the carbon cycle, *Climate Dynamics*, 4, 95–125, doi:10.1007/BF00208905, <http://link.springer.com/article/10.1007/BF00208905>, 1990.
- Barker, S., Higgins, J. A., and Elderfield, H.: The future of the carbon cycle: review, calcification response, ballast and feedback on atmospheric CO<sub>2</sub>, *Philosophical Transactions of the Royal Society of London A: Mathematical, Physical and Engineering Sciences*, 361, 1977–1999, doi:10.1098/rsta.2003.1238, <http://rsta.royalsocietypublishing.org/content/361/1810/1977>, 2003.
- 1160 Berelson, W. M.: Particle settling rates increase with depth in the ocean, *Deep Sea Research Part II: Topical Studies in Oceanography*, 49, 237–251, doi:10.1016/S0967-0645(01)00102-3, <http://www.sciencedirect.com/science/article/pii/S0967064501001023>, 2001.
- 1165 Berger, W. H.: Foraminiferal Ooze: Solution at Depths, *Science*, 156, 383–385, doi:10.1126/science.156.3773.383, <http://www.sciencemag.org/content/156/3773/383>, 1967.
- Bergman, N. M., Lenton, T. M., and Watson, A. J.: COPSE: A new model of biogeochemical cycling over Phanerozoic time, *American Journal of Science*, 304, 397–437, doi:10.2475/ajs.304.5.397, <http://www.ajsonline.org/content/304/5/397>, 2004.
- 1170 Berner, R.: Sedimentation and dissolution of pteropods in the ocean, *The fate of fossil fuel CO<sub>2</sub> in the oceans*. Plenum Press, New York, pp 243a260, 1977.

- Berner, R. A.: An idealized model of dissolved sulfate distribution in recent sediments, *Geochimica et Cosmochimica Acta*, 28, 1497–1503, 1964.
- 1175 Berner, R. A.: A rate model for organic matter decomposition during bacterial sulfate reduction in marine sediments, in: *Biogéochimie de la matière organique à l'interface eau-sédiment marin*, vol. 293 of *Colloques Internationaux du CNRS*, pp. 35–44, Centre National de la Recherche Scientifique, Paris, 1980a.
- Berner, R. A.: *Early Diagenesis: A Theoretical Approach*, Princeton University Press, 1980b.
- Berner, R. A.: The Long Term Stability of the Earth System Biogeochemical cycles of carbon and sulfur and their effect on atmospheric oxygen over phanerozoic time, *Palaeogeography, Palaeoclimatology, Palaeoecology*, 75, 97–122, doi:10.1016/0031-0182(89)90186-7, <http://www.sciencedirect.com/science/article/pii/0031018289901867>, 1989.
- 1180 Berner, R. A.: Atmospheric carbon dioxide levels over Phanerozoic time, *Science*, 249, 1382–1386, 1990.
- Berner, R. A.: A model for atmospheric CO<sub>2</sub> over Phanerozoic time, *American Journal of Science*, 291, 339–376, doi:10.2475/ajs.291.4.339, <http://www.ajsonline.org/content/291/4/339>, 1991.
- 1185 Berner, R. A.: GEOCARB II: a revised model of atmospheric CO<sub>2</sub> over Phanerozoic time, *American Journal of Science*, 294, 56–91, doi:10.2475/ajs.294.1.56, <http://www.ajsonline.org/content/294/1/56>, 1994.
- Berner, R. A. and Caldeira, K.: The need for mass balance and feedback in the geochemical carbon cycle, *Geology*, 25, 955–956, doi:10.1130/0091-7613(1997)025<0955:TNFMBA>2.3.CO;2, 1997.
- Berner, R. A. and Honjo, S.: Pelagic Sedimentation of Aragonite: Its Geochemical Significance, *Science*, 211, 1190 940–942, doi:10.1126/science.211.4485.940, <http://www.sciencemag.org/content/211/4485/940>, 1981.
- Berner, R. A. and Kothavala, Z.: Geocarb III: A Revised Model of Atmospheric CO<sub>2</sub> over Phanerozoic Time, *American Journal of Science*, 301, 182–204, doi:10.2475/ajs.301.2.182, <http://www.ajsonline.org/content/301/2/182>, 2001.
- Berner, R. A. and Morse, J. W.: Dissolution kinetics of calcium carbonate in sea water; IV, Theory of calcite dissolution, *American Journal of Science*, 274, 108–134, doi:10.2475/ajs.274.2.108, <http://www.ajsonline.org/content/274/2/108>, 1974.
- 1195 Berner, R. A., Canfield, D. E., et al.: A new model for atmospheric oxygen over Phanerozoic time, *Am. J. Sci.*, 289, 333–361, 1989.
- Bernhardt, K.: Finding Alternatives and Reduced Formulations for Process-Based Models, *Evolutionary Computation*, 16, 63–88, doi:10.1162/evco.2008.16.1.63, 00008, 2008.
- 1200 Beven, K. J., Aspinall, W. P., Bates, P. D., Borgomeo, E., Goda, K., Hall, J. W., Page, T., Phillips, J. C., Rougier, J. T., Simpson, M., Stephenson, D. B., Smith, P. J., Wagener, T., and Watson, M.: Epistemic uncertainties and natural hazard risk assessment – Part 1: A review of the issues, *Nat. Hazards Earth Syst. Sci. Discuss.*, 2015, 7333–7377, doi:10.5194/nhessd-3-7333-2015, <http://www.nat-hazards-earth-syst-sci-discuss.net/3/7333/2015/>, under review.
- 1205

- Biddanda, B. and Benner, R.: Carbon, nitrogen, and carbohydrate fluxes during the production of particulate and dissolved organic matter by marine phytoplankton, *Limnology and Oceanography*, 42, 506–518, 1997.
- Bishop, J.: Regional extremes in particulate matter composition and flux: effects on the chemistry of the ocean interior, In: *Productivity of the Ocean: Present and Past*, 44, 117–137, 1989.
- 1210 Boudreau, B. P.: *Diagenetic models and their implementation*, vol. 505, Springer Berlin, 1997.
- Boudreau, B. P. and Ruddick, B. R.: On a reactive continuum representation of organic matter diagenesis, *American Journal of Science*, 1991.
- Bouttes, N., Roche, D. M., and Paillard, D.: Impact of strong deep ocean stratification on the glacial carbon cycle, *Paleoceanography*, 24, PA3203, doi:10.1029/2008PA001707, <http://onlinelibrary.wiley.com/doi/10.1029/2008PA001707/abstract>, 2009.
- 1215 Bouttes, N., Paillard, D., and Roche, D.: Impact of brine-induced stratification on the glacial carbon cycle, *Climate of the Past*, 6, 575–589, 2010.
- Bouttes, N., Paillard, D., Roche, D. M., Brovkin, V., and Bopp, L.: Last Glacial Maximum CO<sub>2</sub> and δ<sup>13</sup>C successfully reconciled, *Geophysical Research Letters*, 38, doi:10.1029/2010GL044499, <http://onlinelibrary.wiley.com/doi/10.1029/2010GL044499/abstract>, 2011.
- 1220 Bouttes, N., Paillard, D., Roche, D., Waelbroeck, C., Kageyama, M., Laurantou, A., Michel, E., and Bopp, L.: Impact of oceanic processes on the carbon cycle during the last termination, *Climate of the Past*, 8, 149–170, 2012a.
- Bouttes, N., Roche, D. M., and Paillard, D.: Systematic study of the impact of fresh water fluxes on the glacial carbon cycle, *Climate of the Past*, 8, 589–607, doi:10.5194/cp-8-589-2012, <http://www.clim-past.net/8/589/2012/>, 00007, 2012b.
- 1225 Boyd, P. W. and Trull, T. W.: Understanding the export of biogenic particles in oceanic waters: Is there consensus?, *Progress in Oceanography*, 72, 276–312, doi:10.1016/j.pocean.2006.10.007, <http://www.sciencedirect.com/science/article/pii/S0079661106001340>, 2007.
- 1230 Bradley, J. A., Anesio, A. M., and Arndt, S.: Bridging the divide: a model-data approach to Polar and Alpine microbiology, *FEMS microbiology ecology*, 92, doi:10.1093/femsec/fiw015, 2016.
- Bralower, T. J., Meissner, K. J., Alexander, K., and Thomas, D. J.: The dynamics of global change at the Paleocene-Eocene thermal maximum: A data-model comparison, *Geochemistry, Geophysics, Geosystems*, 15, 3830–3848, doi:10.1002/2014GC005474, <http://onlinelibrary.wiley.com/doi/10.1002/2014GC005474/abstract>, 00005, 2014.
- 1235 Broecker, W.: The oceanic CaCO<sub>3</sub> cycle, *Treatise on Geochemistry*, 6, 529–549, 2003.
- Broecker, W. S. and Peng, T.-H.: *Carbon Cycle : 1985. Glacial to Interglacial Changes in the Operation of the Global Carbon Cycle*, *Radiocarbon*, 28, 309–327, 1986.



- Broecker, W. S. and Peng, T.-H.: The Role of CaCO<sub>3</sub> compensation in the glacial to interglacial atmosphere  
1240 CO<sub>2</sub> change, *Global Biogeochem. Cycles*, 1, 15–29, 1987.
- Broecker, W. S. and Peng, T.-H.: The cause of the glacial to interglacial atmospheric CO<sub>2</sub> change : A polar  
alkalinity hypothesis, *Global Biogeochem. Cycles*, 3, 215–239, 1989.
- Broecker, W. S., Peng, T.-H., Trumbore, S., Bonani, G., and Wolfli, W.: The Distribution of Radiocarbon in the  
Glacial Ocean, *Global Biogeochem. Cycles*, 4, 103–117, 1990.
- 1245 Brovkin, V., Bendtsen, J., Claussen, M., Ganopolski, A., Kubatzki, C., Petoukhov, V., and Andreev, A.: Carbon  
cycle, vegetation, and climate dynamics in the Holocene: Experiments with the CLIMBER-2 model, *Global  
Biogeochemical Cycles*, 16, 1139, doi:10.1029/2001GB001662, [http://onlinelibrary.wiley.com/doi/10.1029/  
2001GB001662/abstract](http://onlinelibrary.wiley.com/doi/10.1029/2001GB001662/abstract), 2002a.
- Brovkin, V., Hofmann, M., Bendtsen, J., and Ganopolski, A.: Ocean biology could control at-  
1250 mospheric δ<sup>13</sup>C during glacial-interglacial cycle, *Geochemistry, Geophysics, Geosystems*, 3, 1–15,  
doi:10.1029/2001GC000270, <http://onlinelibrary.wiley.com/doi/10.1029/2001GC000270/abstract>, 2002b.
- Brovkin, V., Ganopolski, A., Archer, D., and Rahmstorf, S.: Lowering of glacial atmospheric CO<sub>2</sub> in re-  
sponse to changes in oceanic circulation and marine biogeochemistry, *Paleoceanography*, 22, PA4202,  
doi:10.1029/2006PA001380, <http://onlinelibrary.wiley.com/doi/10.1029/2006PA001380/abstract>, 2007.
- 1255 Brovkin, V., Ganopolski, A., Archer, D., and Munhoven, G.: Glacial CO<sub>2</sub> cycle as a succession of key physical  
and biogeochemical processes, *Climate of the Past*, 8, 251–264, 2012.
- Brovkin, V., Brücher, T., Kleinen, T., Zaehle, S., Joos, F., Roth, R., Spahni, R., Schmitt, J., Fischer, H.,  
Leuenberger, M., Stone, E. J., Ridgwell, A., Chappellaz, J., Kehrwald, N., Barbante, C., Blunier, T., and  
Dahl Jensen, D.: Comparative carbon cycle dynamics of the present and last interglacial, *Quaternary  
1260 Science Reviews*, 137, 15–32, doi:10.1016/j.quascirev.2016.01.028, [http://www.sciencedirect.com/science/  
article/pii/S0277379116300300](http://www.sciencedirect.com/science/article/pii/S0277379116300300), 00000, 2016.
- Buesseler, K. O. and Boyd, P. W.: Shedding light on processes that control particle export and flux attenuation  
in the twilight zone of the open ocean, *Limnology and Oceanography*, 54, 1210, 2009.
- Burdige, D. J.: Preservation of Organic Matter in Marine Sediments: Controls, Mechanisms, and an Imbalance  
1265 in Sediment Organic Carbon Budgets?, *Chemical Reviews*, 107, 467–485, doi:10.1021/cr050347q, [http://dx.  
doi.org/10.1021/cr050347q](http://dx.doi.org/10.1021/cr050347q), 2007.
- Canfield, D. E.: Factors influencing organic carbon preservation in marine sediments, *Chemical Geol-  
ogy*, 114, 315–329, doi:10.1016/0009-2541(94)90061-2, [http://www.sciencedirect.com/science/article/pii/  
0009254194900612](http://www.sciencedirect.com/science/article/pii/0009254194900612), 1994.
- 1270 Cao, L., Eby, M., Ridgwell, A., Caldeira, K., Archer, D., Ishida, A., Joos, F., Matsumoto, K., Mikolajewicz, U.,  
Mouchet, A., Orr, J. C., Plattner, G.-K., Schlitzer, R., Tokos, K., Totterdell, I., Tschumi, T., Yamanaka, Y.,

- and Yool, A.: The role of ocean transport in the uptake of anthropogenic CO<sub>2</sub>, *Biogeosciences*, 6, 375–390, doi:10.5194/bg-6-375-2009, 2009.
- 1275 Cappellen, P. V. and Wang, Y.: Cycling of iron and manganese in surface sediments; a general theory for the coupled transport and reaction of carbon, oxygen, nitrogen, sulfur, iron, and manganese, *American Journal of Science*, 296, 197–243, doi:10.2475/ajs.296.3.197, <http://www.ajsonline.org/content/296/3/197>, 1996.
- Chalikov, D. V. and Verbitsky, M. Y.: A new Earth climate model, *Nature*, 308, 609–612, doi:10.1038/308609a0, <http://www.nature.com/nature/journal/v308/n5960/abs/308609a0.html>, 1984.
- 1280 Ciais, P., Sabine, C., Bala, G., Bopp, L., Brovkin, V., Canadell, J., Chhabra, A., DeFries, R., Galloway, J., Heimann, M., et al.: Carbon and other biogeochemical cycles, in: *Climate change 2013: the physical science basis. Contribution of Working Group I to the Fifth Assessment Report of the Intergovernmental Panel on Climate Change*, pp. 465–570, Cambridge University Press, 2014.
- 1285 Claussen, M., Mysak, L., Weaver, A., Crucifix, M., Fichefet, T., Loutre, M.-F., Weber, S., Alcamo, J., Alexeev, V., Berger, A., Calov, R., Ganopolski, A., Goosse, H., Lohmann, G., Lunkeit, F., Mokhov, I., Petoukhov, V., Stone, P., and Wang, Z.: Earth system models of intermediate complexity: closing the gap in the spectrum of climate system models, *Climate Dynamics*, 18, 579–586, doi:10.1007/s00382-001-0200-1, <http://link.springer.com/article/10.1007/s00382-001-0200-1>, 2002.
- Colbourn, G., Ridgwell, A., and Lenton, T. M.: The Rock Geochemical Model (RokGeM) v0.9, *Geosci. Model Dev.*, 6, 1543–1573, doi:10.5194/gmd-6-1543-2013, <http://www.geosci-model-dev.net/6/1543/2013/>, 2013.
- 1290 Cox, P. M., Betts, R. A., Jones, C. D., Spall, S. A., and Totterdell, I. J.: Acceleration of global warming due to carbon-cycle feedbacks in a coupled climate model, *Nature*, 408, 184–187, doi:10.1038/35041539, <http://www.nature.com/nature/journal/v408/n6809/abs/408184a0.html>, 2000.
- Crucifix, M.: Distribution of carbon isotopes in the glacial ocean: A model study, *Paleoceanography*, 20, PA4020, doi:10.1029/2005PA001131, <http://onlinelibrary.wiley.com/doi/10.1029/2005PA001131/abstract>, 1295 2005.
- Cui, Y., Kump, L. R., Ridgwell, A. J., Charles, A. J., Junium, C. K., Diefendorf, A. F., Freeman, K. H., Urban, N. M., and Harding, I. C.: Slow release of fossil carbon during the Palaeocene-Eocene Thermal Maximum, *Nature Geoscience*, 4, 481–485, doi:10.1038/ngeo1179, <http://www.nature.com/ngeo/journal/v4/n7/abs/ngeo1179.html>, 2011.
- 1300 Cui, Y., Kump, L. R., and Ridgwell, A.: Initial assessment of the carbon emission rate and climatic consequences during the end-Permian mass extinction, *Palaeogeography, Palaeoclimatology, Palaeoecology*, 389, 128–136, doi:10.1016/j.palaeo.2013.09.001, <http://www.sciencedirect.com/science/article/pii/S0031018213003969>, 2013.

- Cui, Y., Kump, L., and Ridgwell, A.: Spatial and temporal patterns of ocean acidification during the end-Permian mass extinction—An Earth system model evaluation, *Volcanism and Global Environmental Change*, Cambridge University Press, United Kingdom, pp. 291–306, 2015.
- 1305
- Dalan, F., Stone, P. H., Kamenkovich, I. V., and Scott, J. R.: Sensitivity of the Ocean's Climate to Diapycnal Diffusivity in an EMIC. Part I: Equilibrium State, *Journal of Climate*, 18, 2460–2481, doi:10.1175/JCLI3411.1, <http://journals.ametsoc.org/doi/abs/10.1175/JCLI3411.1>, 2005.
- 1310
- Dauwe, B., Middelburg, J. J., Herman, P. M. J., and Heip, C. H. R.: Linking diagenetic alteration of amino acids and bulk organic matter reactivity, *Limnology and Oceanography*, 44, 1809–1814, doi:10.4319/lo.1999.44.7.1809, [http://aslo.org/lo/toc/vol\\_44/issue\\_7/1809.html](http://aslo.org/lo/toc/vol_44/issue_7/1809.html), 1999.
- Davies, A. M.: On the complementary nature of observational data, scientific understanding and model complexity: the need for a range of models, *Journal of Marine Systems*, 5, 406–408, doi:10.1016/0924-7963(94)90003-5, <http://www.sciencedirect.com/science/article/pii/0924796394900035>, 1994.
- 1315
- De La Rocha, C. L., Nowald, N., and Passow, U.: Interactions between diatom aggregates, minerals, particulate organic carbon, and dissolved organic matter: Further implications for the ballast hypothesis, *Global Biogeochemical Cycles*, 22, doi:10.1029/2007GB003156, <http://onlinelibrary.wiley.com/doi/10.1029/2007GB003156/abstract>, 2008.
- 1320
- Demaison, G. and Moore, G.: Anoxic environments and oil source bed genesis, *Organic Geochemistry*, 2, 9–31, doi:10.1016/0146-6380(80)90017-0, <http://www.sciencedirect.com/science/article/pii/0146638080900170>, 1980.
- Donnadieu, Y., Ramstein, G., Godd eris, Y., and Fluteau, F.: Global Tectonic Setting and Climate of the Late Neoproterozoic: A Climate-Geochemical Coupled Study, in: *The Extreme Proterozoic: Geology, Geochemistry, and Climate*, edited by Jenkins, G. S., McMenamin, r. A. S., McKay, C. P., and Sohl, L., pp. 79–89, American Geophysical Union, <http://onlinelibrary.wiley.com/doi/10.1029/146GM08/summary>, 2004.
- 1325
- Donnadieu, Y., Godderis, Y., Pierrehumbert, R., Dromart, G., Fluteau, F., and Jacob, R.: A GEOCLIM simulation of climatic and biogeochemical consequences of Pangea breakup, *Geochemistry Geophysics Geosystems*, 7, Q11 019, doi:10.1029/2006GC001278, 2006.
- 1330
- Ducklow, H. W., Quinby, H. L., and Carlson, C. A.: Bacterioplankton dynamics in the equatorial Pacific during the 1992 El Ni o, *Deep Sea Research Part II: Topical Studies in Oceanography*, 42, 621–638, doi:10.1016/0967-0645(95)00022-I, <http://www.sciencedirect.com/science/article/pii/096706459500022I>, 1995.
- 1335
- Dunne, J. P., Sarmiento, J. L., and Gnanadesikan, A.: A synthesis of global particle export from the surface ocean and cycling through the ocean interior and on the seafloor, *Global Biogeochemical Cycles*, 21, doi:10.1029/2006GB002907, <http://onlinelibrary.wiley.com/doi/10.1029/2006GB002907/abstract>, 2007.

- Duplessy, J. C., Roche, D. M., and Kageyama, M.: The Deep Ocean During the Last Interglacial Period, *Science*, 316, 89–91, doi:10.1126/science.1138582, <http://www.sciencemag.org/content/316/5821/89>, 2007.
- 1340 Eby, M., Zickfeld, K., Montenegro, A., Archer, D., Meissner, K. J., and Weaver, A. J.: Lifetime of Anthropogenic Climate Change: Millennial Time Scales of Potential CO<sub>2</sub> and Surface Temperature Perturbations, *Journal of Climate*, 22, 2501–2511, doi:10.1175/2008JCLI2554.1, <http://journals.ametsoc.org/doi/abs/10.1175/2008JCLI2554.1>, 2009.
- 1345 Eby, M., Weaver, A. J., Alexander, K., Zickfeld, K., Abe-Ouchi, A., Cimatoribus, A. A., Crespin, E., Drijfhout, S. S., Edwards, N. R., Eliseev, A. V., Feulner, G., Fichet, T., Forest, C. E., Goosse, H., Holden, P. B., Joos, F., Kawamiya, M., Kicklighter, D., Kienert, H., Matsumoto, K., Mokhov, I. I., Monier, E., Olsen, S. M., Pedersen, J. O. P., Perrette, M., Philippon-Berthier, G., Ridgwell, A., Schlosser, A., Schneider von Deimling, T., Shaffer, G., Smith, R. S., Spahni, R., Sokolov, A. P., Steinacher, M., Tachiiri, K., Tokos, K., Yoshimori, M., Zeng, N., and Zhao, F.: Historical and idealized climate model experiments: an intercomparison of Earth system models of intermediate complexity, *Clim. Past*, 9, 1111–1140, doi:10.5194/cp-9-1111-2013, <http://www.clim-past.net/9/1111/2013/>, 2013.
- 1350 Edwards, N. R. and Marsh, R.: Uncertainties due to transport-parameter sensitivity in an efficient 3-D ocean-climate model, *Climate Dynamics*, 24, 415–433, doi:10.1007/s00382-004-0508-8, <http://link.springer.com/article/10.1007/s00382-004-0508-8>, 2005.
- 1355 Emerson, S. and Hedges, J. I.: Processes controlling the organic carbon content of open ocean sediments, *Paleoceanography*, 3, 621–634, doi:10.1029/PA003i005p00621, <http://onlinelibrary.wiley.com/doi/10.1029/PA003i005p00621/abstract>, 1988.
- Eppley, R. W. and Peterson, B. J.: Particulate organic matter flux and planktonic new production in the deep ocean, *Nature*, 282, 677–680, 1979.
- 1360 Ewen, T. L., Weaver, A. J., and Schmittner, A.: Modelling carbon cycle feedbacks during abrupt climate change, *Quaternary Science Reviews*, 23, 431–448, doi:10.1016/j.quascirev.2003.08.007, <http://www.sciencedirect.com/science/article/pii/S0277379103002889>, 2004.
- Fabry, V. J.: Aragonite production by pteropod molluscs in the subarctic Pacific, *Deep Sea Research Part A. Oceanographic Research Papers*, 36, 1735–1751, 1989.
- 1365 Falkowski, P., Scholes, R. J., Boyle, E., Canadell, J., Canfield, D., Elser, J., Gruber, N., Hibbard, K., Höglberg, P., Linder, S., Mackenzie, F. T., Iii, B. M., Pedersen, T., Rosenthal, Y., Seitzinger, S., Smetacek, V., and Steffen, W.: The Global Carbon Cycle: A Test of Our Knowledge of Earth as a System, *Science*, 290, 291–296, doi:10.1126/science.290.5490.291, <http://www.sciencemag.org/content/290/5490/291>, 2000.
- 1370 Falkowski, P. G., Barber, R. T., and Smetacek, V.: Biogeochemical Controls and Feedbacks on Ocean Primary Production, *Science*, 281, 200–206, doi:10.1126/science.281.5374.200, <http://www.sciencemag.org/content/281/5374/200>, 1998.

- Feely, R. A., Sabine, C. L., Lee, K., Berelson, W., Kleypas, J., Fabry, V. J., and Millero, F. J.: Impact of Anthropogenic CO<sub>2</sub> on the CaCO<sub>3</sub> System in the Oceans, *Science*, 305, 362–366, doi:10.1126/science.1097329, <http://www.sciencemag.org/content/305/5682/362>, 2004.
- Fiadeiro, M.: The alkalinity of the deep Pacific, *Earth and Planetary Science Letters*, 49, 499–505, doi:10.1016/0012-821X(80)90090-4, <http://www.sciencedirect.com/science/article/pii/0012821X80900904>, 1980.
- Fraile, I., Schulz, M., Mulitza, S., Merkel, U., Prange, M., and Paul, A.: Modeling the seasonal distribution of planktonic foraminifera during the Last Glacial Maximum, *Paleoceanography*, 24, PA2216, doi:10.1029/2008PA001686, <http://onlinelibrary.wiley.com/doi/10.1029/2008PA001686/abstract>, 2009.
- 1380 Francois, R., Honjo, S., Krishfield, R., and Manganini, S.: Factors controlling the flux of organic carbon to the bathypelagic zone of the ocean, *Global Biogeochemical Cycles*, 16, 34–1–34–20, doi:10.1029/2001GB001722, <http://onlinelibrary.wiley.com/doi/10.1029/2001GB001722/abstract>, 2002.
- Friedlingstein, P., Dufresne, J.-L., Cox, P. M., and Rayner, P.: How positive is the feedback between climate change and the carbon cycle?, *Tellus B*, 55, 692–700, doi:10.1034/j.1600-0889.2003.01461.x, <http://onlinelibrary.wiley.com/doi/10.1034/j.1600-0889.2003.01461.x/abstract>, 2003.
- 1385 Friedlingstein, P., Cox, P., Betts, R., Bopp, L., von Bloh, W., Brovkin, V., Cadule, P., Doney, S., Eby, M., Fung, I., Bala, G., John, J., Jones, C., Joos, F., Kato, T., Kawamiya, M., Knorr, W., Lindsay, K., Matthews, H. D., and Raddatz, T.: Climate–Carbon Cycle Feedback Analysis: Results from the C4MIP Model Intercomparison, *Journal of Climate*, 19, 3337–3353, 2006.
- 1390 Galbraith, E. D., Kwon, E. Y., Bianchi, D., Hain, M. P., and Sarmiento, J. L.: The impact of atmospheric pCO<sub>2</sub> on carbon isotope ratios of the atmosphere and ocean, *Global Biogeochem. Cycles*, 29, 307–324, doi:10.1002/2014GB004929, 2015.
- Gangstø, R., Joos, F., and Gehlen, M.: Sensitivity of pelagic calcification to ocean acidification, *Biogeosciences*, 8, 433–458, doi:10.5194/bg-8-433-2011, <http://www.biogeosciences.net/8/433/2011/>, 2011.
- 1395 Garrels, R. M. and Mackenzie, F. T.: A quantitative model for the sedimentary rock cycle, *Marine Chemistry*, 1, 27–41, doi:10.1016/0304-4203(72)90004-7, <http://www.sciencedirect.com/science/article/pii/0304420372900047>, 1972.
- Gehlen, M., Gangstø, R., Schneider, B., Bopp, L., Aumont, O., and Ethe, C.: The fate of pelagic CaCO<sub>3</sub> production in a high CO<sub>2</sub> ocean: a model study, *Biogeosciences*, 4, 505–519, 2007.
- 1400 Gillooly, J. F., Brown, J. H., West, G. B., Savage, V. M., and Charnov, E. L.: Effects of Size and Temperature on Metabolic Rate, *Science*, 293, 2248–2251, doi:10.1126/science.1061967, <http://www.sciencemag.org/content/293/5538/2248>, 2001.
- Goddéris, Y. and Joachimski, M.: Global change in the Late Devonian: modelling the Frasnian–Famennian short-term carbon isotope excursions, *Palaeogeography, Palaeoclimatology, Palaeoecol-*

- 1405 ogy, 202, 309–329, doi:10.1016/S0031-0182(03)00641-2, <http://www.sciencedirect.com/science/article/pii/S0031018203006412>, 2004.
- Goddéris, Y., Donnadieu, Y., de Vargas, C., Pierrehumbert, R. T., Dromart, G., and van de Schootbrugge, B.: Causal or casual link between the rise of nannoplankton calcification and a tectonically-driven massive decrease in Late Triassic atmospheric CO<sub>2</sub>, *Earth and Planetary Science Letters*, 267, 247–255, doi:10.1016/j.epsl.2007.11.051, <http://www.sciencedirect.com/science/article/pii/S0012821X07007753>, 2008.
- 1410
- Goodwin, P., Williams, R. G., Ridgwell, A., and Follows, M. J.: Climate sensitivity to the carbon cycle modulated by past and future changes in ocean chemistry, *Nature Geoscience*, 2, 145–150, doi:10.1038/ngeo416, <http://www.nature.com/ngeo/journal/v2/n2/abs/ngeo416.html>, 2009.
- 1415
- Goosse, H., Brovkin, V., Fichfet, T., Haarsma, R., Huybrechts, P., Jongma, J., Mouchet, A., Seltén, F., Barriat, P.-Y., Campin, J.-M., Deleersnijder, E., Driesschaert, E., Goelzer, H., Janssens, I., Loutre, M.-F., Morales Maqueda, M. A., Opsteegh, T., Mathieu, P.-P., Munhoven, G., Pettersson, E. J., Renssen, H., Roche, D. M., Schaeffer, M., Tartinville, B., Timmermann, A., and Weber, S. L.: Description of the Earth system model of intermediate complexity LOVECLIM version 1.2, *Geosci. Model Dev.*, 3, 603–633, doi:10.5194/gmd-3-603-2010, <http://www.geosci-model-dev.net/3/603/2010/>, 2010.
- 1420
- Gröger, M., Maier-Reimer, E., Mikolajewicz, U., Schurgers, G., Vizcaíno, M., and Winguth, A.: Changes in the hydrological cycle, ocean circulation, and carbon/nutrient cycling during the last interglacial and glacial transition, *Paleoceanography*, 22, PA4205, doi:10.1029/2006PA001375, <http://onlinelibrary.wiley.com/doi/10.1029/2006PA001375/abstract>, 00012, 2007.
- 1425
- Gupta, N. S., Briggs, D. E. G., Collinson, M. E., Evershed, R. P., Michels, R., Jack, K. S., and Pancost, R. D.: Evidence for the in situ polymerisation of labile aliphatic organic compounds during the preservation of fossil leaves: Implications for organic matter preservation, *Organic Geochemistry*, 38, 499–522, doi:10.1016/j.orggeochem.2006.06.011, <http://www.sciencedirect.com/science/article/pii/S0146638006001379>, 2007.
- 1430
- Hain, M. P., Sigman, D. M., and Haug, G. H.: Carbon dioxide effects of Antarctic stratification, North Atlantic Intermediate Water formation, and subantarctic nutrient drawdown during the last ice age: Diagnosis and synthesis in a geochemical box model, *Global Biogeochemical Cycles*, 24, GB4023, doi:10.1029/2010GB003790, <http://onlinelibrary.wiley.com/doi/10.1029/2010GB003790/abstract>, 2010.
- Hain, M. P., Sigman, D. M., and Haug, G. H.: The Biological Pump in the Past, in: *Treatise on Geochemistry (Second Edition)*, pp. 485–517, Elsevier, Oxford, <http://www.sciencedirect.com/science/article/pii/B9780080959757006185>, 2014.
- 1435
- Hales, B.: Respiration, dissolution, and the lysocline, *Paleoceanography*, 18, 1099, doi:10.1029/2003PA000915, <http://onlinelibrary.wiley.com/doi/10.1029/2003PA000915/abstract>, 2003.

- Hales, B. and Emerson, S.: Evidence in support of first-order dissolution kinetics of calcite in seawater, *Earth and Planetary Science Letters*, 148, 317–327, doi:10.1016/S0012-821X(97)00017-4, 1997.
- 1440 Hansell, D., Carlson, C., Repeta, D., and Schlitzer, R.: Dissolved Organic Matter in the Ocean: A Controversy Stimulates New Insights, *Oceanography*, 22, 202–211, doi:10.5670/oceanog.2009.109, <https://darchive.mblwhoilibrary.org/handle/1912/3183>, 2009.
- Hansell, D. A.: Recalcitrant Dissolved Organic Carbon Fractions, *Annual Review of Marine Science*, 5, 421–445, doi:10.1146/annurev-marine-120710-100757, <http://www.annualreviews.org/eprint/hKnH2t8hM792BsymjTx8/full/10.1146/annurev-marine-120710-100757>, 2013.
- 1445 Hansell, D. A. and Carlson, C. A.: *Biogeochemistry of Marine Dissolved Organic Matter*, Academic Press, 2014.
- Hansell, D. A., Carlson, C. A., and Schlitzer, R.: Net removal of major marine dissolved organic carbon fractions in the subsurface ocean, *Global Biogeochemical Cycles*, 26, GB1016, doi:10.1029/2011GB004069, <http://onlinelibrary.wiley.com/doi/10.1029/2011GB004069/abstract>, 2012.
- 1450 Hedges, J. I. and Keil, R. G.: Sedimentary organic matter preservation: an assessment and speculative synthesis, *Marine Chemistry*, 49, 81–115, doi:10.1016/0304-4203(95)00008-F, <http://www.sciencedirect.com/science/article/pii/030442039500008F>, 1995.
- 1455 Hedges, J. I., Baldock, J. A., Gélinas, Y., Lee, C., Peterson, M., and Wakeham, S. G.: Evidence for non-selective preservation of organic matter in sinking marine particles, *Nature*, 409, 801–804, doi:10.1038/35057247, <http://www.nature.com/nature/journal/v409/n6822/abs/409801a0.html>, 2001.
- Heinze, C., Maier-Reimer, E., Winguth, A. M., and Archer, D.: A global oceanic sediment model for long-term climate studies, *Global Biogeochemical Cycles*, 13, 221–250, 1999.
- 1460 Henson, S. A., Sanders, R., Madsen, E., Morris, P. J., Le Moigne, F., and Quartly, G. D.: A reduced estimate of the strength of the ocean's biological carbon pump, *Geophysical Research Letters*, 38, L04 606, doi:10.1029/2011GL046735, <http://onlinelibrary.wiley.com/doi/10.1029/2011GL046735/abstract>, 00050, 2011.
- Henson, S. A., Sanders, R., and Madsen, E.: Global patterns in efficiency of particulate organic carbon export and transfer to the deep ocean, *Global Biogeochemical Cycles*, 26, doi:10.1029/2011GB004099, <http://onlinelibrary.wiley.com/doi/10.1029/2011GB004099/abstract>, 2012.
- 1465 Holden, P., Edwards, N., Müller, S., Oliver, K., Death, R., and Ridgwell, A.: Controls on the spatial distribution of oceanic  $\delta^{13}\text{CDIC}$ , *Biogeosciences*, 10, 1815–1833, 2013.
- Holland, H. D.: *The Chemical Evolution of the Atmosphere and Oceans*, Princeton University Press, 1984.
- 1470 Honjo, S., Manganini, S. J., Krishfield, R. A., and Francois, R.: Particulate organic carbon fluxes to the ocean interior and factors controlling the biological pump: A synthesis of global sediment trap programs since 1983,

- Progress in Oceanography, 76, 217–285, doi:10.1016/j.pocean.2007.11.003, <http://www.sciencedirect.com/science/article/pii/S0079661108000025>, 2008.
- 1475 Ibach, L. E. J.: Relationship Between Sedimentation Rate and Total Organic Carbon Content in Ancient Marine Sediments, AAPG Bulletin, 66, 170–188, <http://archives.datapages.com/data/bulletns/1982-83/data/pg/0066/0002/0150/0170.htm>, 1982.
- Iglesias-Rodriguez, M. D., Armstrong, R., Feely, R., Hood, R., Kleypas, J., Milliman, J. D., Sabine, C., and Sarmiento, J.: Progress made in study of ocean's calcium carbonate budget, Eos, Transactions American Geophysical Union, 83, 365–375, doi:10.1029/2002EO000267, <http://onlinelibrary.wiley.com/doi/10.1029/2002EO000267/abstract>, 2002.
- 1480 Jannasch, H. W.: The microbial turnover of carbon in the deep-sea environment, Global and Planetary Change, 9, 289–295, doi:10.1016/0921-8181(94)90022-1, <http://www.sciencedirect.com/science/article/pii/0921818194900221>, 1994.
- Jansen, H., Zeebe, R. E., and Wolf-Gladrow, D. A.: Modeling the dissolution of settling CaCO<sub>3</sub> in the ocean, Global Biogeochemical Cycles, 16, 11–1, doi:10.1029/2000GB001279, <http://onlinelibrary.wiley.com/doi/10.1029/2000GB001279/abstract>, 2002.
- 1485 Jiao, N., Herndl, G. J., Hansell, D. A., Benner, R., Kattner, G., Wilhelm, S. W., Kirchman, D. L., Weinbauer, M. G., Luo, T., Chen, F., and Azam, F.: Microbial production of recalcitrant dissolved organic matter: long-term carbon storage in the global ocean, Nature Reviews Microbiology, 8, 593–599, doi:10.1038/nrmicro2386, <http://www.nature.com/nrmicro/journal/v8/n8/abs/nrmicro2386.html>, 2010.
- 1490 John, E. H., Wilson, J. D., Pearson, P. N., and Ridgwell, A.: Temperature-dependent remineralization and carbon cycling in the warm Eocene oceans, Palaeogeography, Palaeoclimatology, Palaeoecology, 413, 158–166, doi:10.1016/j.palaeo.2014.05.019, <http://www.sciencedirect.com/science/article/pii/S0031018214002685>, 2014.
- 1495 Jones, N. S., Ridgwell, A., and Hendy, E. J.: Evaluation of coral reef carbonate production models at a global scale, Biogeosciences, 12, 1339–1356, doi:10.5194/bg-12-1339-2015, <http://www.biogeosciences.net/12/1339/2015/>, 00005, 2015.
- Jørgensen, B. B.: A comparison of methods for the quantification of bacterial sulfate reduction in coastal marine sediments: II Calculation from mathematical models, Geomicrobiology Journal, 1, 29–47, doi:10.1080/01490457809377722, <http://www.tandfonline.com/doi/abs/10.1080/01490457809377722>, 1978.
- 1500 Jourabchi, P., Cappellen, P. V., and Regnier, P.: Quantitative interpretation of pH distributions in aquatic sediments: A reaction-transport modeling approach, American Journal of Science, 305, 919–956, doi:10.2475/ajs.305.9.919, <http://www.ajsonline.org/content/305/9/919>, 2005.



- 1505 Keil, R. and Hedges, J.: Sorption of organic matter to mineral surfaces and the preservation of organic matter in coastal marine sediments, *Chemical Geology*, 107, 385–388, 1993.
- Keir, R. S.: The dissolution kinetics of biogenic calcium carbonates in seawater, *Geochimica et Cosmochimica Acta*, 44, 241–252, doi:10.1016/0016-7037(80)90135-0, <http://www.sciencedirect.com/science/article/pii/0016703780901350>, 1980.
- 1510 Keir, R. S.: On the Late Pleistocene Ocean Geochemistry and Circulation, *Paleoceanography*, 3, 413–445, doi:10.1029/PA003i004p00413, 1988.
- Keir, R. S.: Reconstructing the ocean carbon system variation during the last 150,000 years according to the Antarctic nutrient hypothesis, *Paleoceanography*, 5, 253–276, doi:10.1029/PA005i003p00253, 1990.
- Keir, R. S.: The effect of vertical nutrient redistribution on surface ocean  $\delta^{13}\text{C}$ , *Global Biogeochemical Cycles*, 5, 351–358, doi:10.1029/91GB01913, <http://onlinelibrary.wiley.com/doi/10.1029/91GB01913/abstract>, 1991.
- 1515 Keller, D. P., Oschlies, A., and Eby, M.: A new marine ecosystem model for the University of Victoria Earth System Climate Model, *Geosci. Model Dev.*, 5, 1195–1220, doi:10.5194/gmd-5-1195-2012, <http://www.geosci-model-dev.net/5/1195/2012/>, 00018, 2012.
- 1520 Kirchman, D. L., Lancelot, C., Fasham, M., Legendre, L., Radach, G., and Scott, M.: Dissolved Organic Matter in Biogeochemical Models of the Ocean, in: *Towards a Model of Ocean Biogeochemical Processes*, edited by Evans, G. T. and Fasham, M. J. R., no. 10 in NATO ASI Series, Springer Berlin Heidelberg, [http://link.springer.com/chapter/10.1007/978-3-642-84602-1\\_10](http://link.springer.com/chapter/10.1007/978-3-642-84602-1_10), 1993.
- Kirtland Turner, S. and Ridgwell, A.: Recovering the true size of an Eocene hyperthermal from the marine sedimentary record, *Paleoceanography*, 28, 700–712, doi:10.1002/2013PA002541, <http://onlinelibrary.wiley.com/doi/10.1002/2013PA002541/abstract>, 2013.
- 1525 Kirtland Turner, S. and Ridgwell, A.: Development of a novel empirical framework for interpreting geological carbon isotope excursions, with implications for the rate of carbon injection across the PETM, *Earth and Planetary Science Letters*, 435, 1–13, doi:10.1016/j.epsl.2015.11.027, <http://www.sciencedirect.com/science/article/pii/S0012821X15007311>, 2016.
- 1530 Klaas, C. and Archer, D. E.: Association of sinking organic matter with various types of mineral ballast in the deep sea: Implications for the rain ratio, *Global Biogeochemical Cycles*, 16, 63–1–63–14, doi:10.1029/2001GB001765, <http://onlinelibrary.wiley.com/doi/10.1029/2001GB001765/abstract>, 2002.
- Kleinen, T., Brovkin, V., and Munhoven, G.: Carbon cycle dynamics during recent interglacials, *Climate of the Past Discussions*, 11, 1945–1983, doi:10.5194/cpd-11-1945-2015, <http://www.clim-past-discuss.net/11/1945/2015/>, 2015.
- 1535 Kleypas, J. A. and Langdon, C.: Coral reefs and changing seawater carbonate chemistry, *Coastal and Estuarine Studies: Coral Reefs and Climate Change Science and Management*, 61, 73–110, 2006.

- Knutti, R., Stocker, T. F., Joos, F., and Plattner, G.-K.: Probabilistic climate change projections using neural networks, *Climate Dynamics*, 21, 257–272, doi:10.1007/s00382-003-0345-1, <http://link.springer.com/article/10.1007/s00382-003-0345-1>, 2003.
- Kohfeld, K. E., Quéré, C. L., Harrison, S. P., and Anderson, R. F.: Role of Marine Biology in Glacial-Interglacial CO<sub>2</sub> Cycles, *Science*, 308, 74–78, doi:10.1126/science.1105375, <http://science.sciencemag.org/content/308/5718/74>, 2005.
- 1545 Köhler, P. and Bintanja, R.: The carbon cycle during the Mid Pleistocene Transition: the Southern Ocean Decoupling Hypothesis, *Climate of the Past*, 4, 311–332, 2008.
- Köhler, P. and Fischer, H.: Simulating low frequency changes in atmospheric CO<sub>2</sub> during the last 740 000 years, *Climate of the Past*, 2, 57–78, 2006.
- Köhler, P., Fischer, H., Munhoven, G., and Zeebe, R. E.: Quantitative interpretation of atmospheric carbon records over the last glacial termination, *Global Biogeochemical Cycles*, 19, doi:10.1029/2004GB002345, <http://onlinelibrary.wiley.com/doi/10.1029/2004GB002345/abstract>, 2005.
- 1550 Köhler, P., Muscheler, R., and Fischer, H.: A model-based interpretation of low-frequency changes in the carbon cycle during the last 120,000 years and its implications for the reconstruction of atmospheric Delta C-14, *Geochemistry Geophysics Geosystems*, 7, Q11N06, doi:10.1029/2005GC001228, 2006.
- 1555 Köhler, P., Fischer, H., and Schmitt, J.: Atmospheric  $\delta^{13}\text{C}_{\text{CO}_2}$  and its relation to pCO<sub>2</sub> and deep ocean  $\delta^{13}\text{C}$  during the late Pleistocene, *Paleoceanography*, 25, PA1213, doi:10.1029/2008PA001703, <http://onlinelibrary.wiley.com/doi/10.1029/2008PA001703/abstract>, 2010.
- Komar, N. and Zeebe, R. E.: Oceanic calcium changes from enhanced weathering during the Paleocene-Eocene thermal maximum: No effect on calcium-based proxies, *Paleoceanography*, 26, PA3211, doi:10.1029/2010PA001979, <http://onlinelibrary.wiley.com/doi/10.1029/2010PA001979/abstract>, 2011.
- 1560 Komar, N., Zeebe, R. E., and Dickens, G. R.: Understanding long-term carbon cycle trends: The late Paleocene through the early Eocene, *Paleoceanography*, 28, 650–662, doi:10.1002/palo.20060, <http://onlinelibrary.wiley.com/doi/10.1002/palo.20060/abstract>, 2013.
- Kriest, I. and Oeschler, A.: Swept under the carpet: organic matter burial decreases global ocean biogeochemical model sensitivity to remineralization length scale, *Biogeosciences*, 10, 8401–8422, doi:10.5194/bg-10-8401-2013, <http://www.biogeosciences.net/10/8401/2013/>, 2013.
- 1565 Kriest, I., Khatiwala, S., and Oeschler, A.: Towards an assessment of simple global marine biogeochemical models of different complexity, *Progress in Oceanography*, 86, 337–360, doi:10.1016/j.pocean.2010.05.002, <http://www.sciencedirect.com/science/article/pii/S0079661110000844>, 2010.
- 1570 Kriest, I., Oeschler, A., and Khatiwala, S.: Sensitivity analysis of simple global marine biogeochemical models, *Global Biogeochemical Cycles*, 26, GB2029, doi:10.1029/2011GB004072, <http://onlinelibrary.wiley.com/doi/10.1029/2011GB004072/abstract>, 2012.

- Kujawinski, E. B.: The Impact of Microbial Metabolism on Marine Dissolved Organic Matter, *Annual Review of Marine Science*, 3, 567–599, doi:10.1146/annurev-marine-120308-081003, <http://dx.doi.org/10.1146/annurev-marine-120308-081003>, 2011.
- 1575
- Kump, L. R., Brantley, S. L., and Arthur, M. A.: Chemical Weathering, Atmospheric CO<sub>2</sub>, and Climate, *Annual Review of Earth and Planetary Sciences*, 28, 611–667, doi:10.1146/annurev.earth.28.1.611, <http://www.annualreviews.org/doi/abs/10.1146/annurev.earth.28.1.611>, 2000.
- Kwon, E. Y., Primeau, F., and Sarmiento, J. L.: The impact of remineralization depth on the air–sea carbon balance, *Nature Geoscience*, 2, 630–635, doi:10.1038/ngeo612, <http://www.nature.com/ngeo/journal/v2/n9/abs/ngeo612.html>, 2009.
- 1580
- Lam, P. J., Doney, S. C., and Bishop, J. K. B.: The dynamic ocean biological pump: Insights from a global compilation of particulate organic carbon, CaCO<sub>3</sub>, and opal concentration profiles from the mesopelagic, *Global Biogeochemical Cycles*, 25, doi:10.1029/2010GB003868, <http://onlinelibrary.wiley.com/doi/10.1029/2010GB003868/abstract>, 2011.
- 1585
- Lambert, F., Tagliabue, A., Shaffer, G., Lamy, F., Winckler, G., Farias, L., Gallardo, L., and De Pol-Holz, R.: Dust fluxes and iron fertilization in Holocene and Last Glacial Maximum climates, *Geophysical Research Letters*, 42, 2015GL064250, doi:10.1002/2015GL064250, <http://onlinelibrary.wiley.com/doi/10.1002/2015GL064250/abstract>, 2015.
- 1590
- Lasaga, A. C.: Rate Laws of Chemical Reactions., In: Lasaga, A., Kirkpatrick, R.J. (Eds.), *Reviews in Mineralogy*; (United States), 8, 1–68, <http://www.osti.gov/scitech/biblio/6034791>, 1981.
- Laws, E. A., Falkowski, P. G., Smith, W. O., Ducklow, H., and McCarthy, J. J.: Temperature effects on export production in the open ocean, *Global Biogeochemical Cycles*, 14, 1231–1246, doi:10.1029/1999GB001229, <http://onlinelibrary.wiley.com/doi/10.1029/1999GB001229/abstract>, 2000.
- 1595
- Le Hir, G., Godd eris, Y., Donnadieu, Y., and Ramstein, G.: A geochemical modelling study of the evolution of the chemical composition of seawater linked to a "snowball" glaciation, *Biogeosciences*, 5, 253–267, <http://hal.archives-ouvertes.fr/hal-00330345>, 2008.
- Le Moigne, F. A. C., Sanders, R. J., Villa-Alfageme, M., Martin, A. P., Pabortsava, K., Planquette, H., Morris, P. J., and Thomalla, S. J.: On the proportion of ballast versus non-ballast associated carbon export in the surface ocean, *Geophysical Research Letters*, 39, L15 610, doi:10.1029/2012GL052980, <http://onlinelibrary.wiley.com/doi/10.1029/2012GL052980/abstract>, 2012.
- 1600
- Le Moigne, F. A. C., Pabortsava, K., Marcinko, C. L. J., Martin, P., and Sanders, R. J.: Where is mineral ballast important for surface export of particulate organic carbon in the ocean?, *Geophysical Research Letters*, 41, 2014GL061 678, doi:10.1002/2014GL061678, <http://onlinelibrary.wiley.com/doi/10.1002/2014GL061678/abstract>, 2014.
- 1605

- Lerman, A., Mackenzie, F. T., and Garrels, R. M.: Modeling of Geochemical Cycles: Phosphorus as an Example, *Geological Society of America Memoirs*, 142, 205–218, doi:10.1130/MEM142-p205, <http://memoirs.gsapubs.org/content/142/205>, 1975.
- Locarnini, R., Mishonov, A., Antonov, J., Boyer, T., Garcia, H., Baranova, O., Zweng, M., Paver, C., Reagan, J., Johnson, D., et al.: World Ocean Atlas 2013. Vol. 1: Temperature, A. Mishonov, Technical Ed. NOAA Atlas NESDIS, 73, 40, 2013.
- Logan, B. E. and Hunt, J. R.: Advantages to microbes of growth in permeable aggregates in marine systems, *Limnol. Oceanogr.*, 32, 1034–1048, 1987.
- López-Urrutia, A., Martin, E. S., Harris, R. P., and Irigoien, X.: Scaling the metabolic balance of the oceans, *Proceedings of the National Academy of Sciences*, 103, 8739–8744, doi:10.1073/pnas.0601137103, <http://www.pnas.org/content/103/23/8739>, 2006.
- Lutz, M., Dunbar, R., and Caldeira, K.: Regional variability in the vertical flux of particulate organic carbon in the ocean interior, *Global Biogeochemical Cycles*, 16, 11–11–18, doi:10.1029/2000GB001383, <http://onlinelibrary.wiley.com/doi/10.1029/2000GB001383/abstract>, 2002.
- 1620 Ma, W. and Tian, J.: Modeling the contribution of dissolved organic carbon to carbon sequestration during the last glacial maximum, *Geo-Marine Letters*, 34, 471–482, doi:10.1007/s00367-014-0378-y, <http://link.springer.com/article/10.1007/s00367-014-0378-y>, 2014.
- Ma, Z., Gray, E., Thomas, E., Murphy, B., Zachos, J., and Paytan, A.: Carbon sequestration during the Palaeocene-Eocene Thermal Maximum by an efficient biological pump, *Nature Geoscience*, 7, 382–388, doi:10.1038/ngeo2139, <http://www.nature.com/ngeo/journal/v7/n5/full/ngeo2139.html>, 2014.
- 1625 Mackenzie, F. T., Lerman, A., and Andersson, A. J.: Past and present of sediment and carbon biogeochemical cycling models, *Biogeosciences*, 1, 11–32, 2004.
- Maier-Reimer, E.: Geochemical cycles in an ocean general circulation model. Preindustrial tracer distributions, *Global Biogeochemical Cycles*, 7, 645–677, doi:10.1029/93GB01355, <http://onlinelibrary.wiley.com/doi/10.1029/93GB01355/abstract>, 1993.
- 1630 Maier-Reimer, E., Kriest, I., Segsneider, J., and Wetzel, P.: The HAMburg Ocean Carbon Cycle model HAMOCC5.1-Technical Description Release 1.1, Reports on Earth System Science, Tech. rep. 14, 2005.
- Marchal, O., Stocker, T. F., and Joos, F.: Impact of oceanic reorganizations on the ocean carbon cycle and atmospheric carbon dioxide content, *Paleoceanography*, 13, 225–244, doi:10.1029/98PA00726, <http://onlinelibrary.wiley.com/doi/10.1029/98PA00726/abstract>, 1998a.
- 1635 Marchal, O., Stocker, T. F., and Joos, F.: A latitude-depth, circulation-biogeochemical ocean model for paleoclimate studies. Development and sensitivities, *Tellus B*, 50, 290–316, doi:10.1034/j.1600-0889.1998.t01-2-00006.x, <http://onlinelibrary.wiley.com/doi/10.1034/j.1600-0889.1998.t01-2-00006.x/abstract>, 1998b.

- Marchal, O., Stocker, T. F., and Joos, F.: Physical and biogeochemical responses to freshwater-induced thermo-  
1640 haline variability in a zonally averaged ocean model, in: *Geophysical Monograph Series*, edited by Clark,  
U., Webb, S., and Keigwin, D., vol. 112, pp. 263–284, American Geophysical Union, Washington, D. C.,  
<http://www.agu.org/books/gm/v112/GM112p0263/GM112p0263.shtml>, 1999a.
- Marchal, O., Stocker, T. F., Joos, F., Indermühle, A., Blunier, T., and Tschumi, J.: Modelling the concen-  
tration of atmospheric CO<sub>2</sub> during the Younger Dryas climate event, *Climate Dynamics*, 15, 341–354,  
1645 doi:10.1007/s003820050286, <http://link.springer.com/article/10.1007/s003820050286>, 1999b.
- Marchal, O., Stocker, T. F., and Muscheler, R.: Atmospheric radiocarbon during the Younger Dryas: pro-  
duction, ventilation, or both?, *Earth and Planetary Science Letters*, 185, 383–395, doi:10.1016/S0012-  
821X(00)00383-6, <http://www.sciencedirect.com/science/article/pii/S0012821X00003836>, 2001.
- Marinov, I., Gnanadesikan, A., Sarmiento, J. L., Toggweiler, J. R., Follows, M., and Mignone, B. K.: Im-  
1650 pact of oceanic circulation on biological carbon storage in the ocean and atmospheric pCO<sub>2</sub>, *Global Bio-  
geochemical Cycles*, 22, GB3007, doi:10.1029/2007GB002958, [http://onlinelibrary.wiley.com/doi/10.1029/  
2007GB002958/abstract](http://onlinelibrary.wiley.com/doi/10.1029/2007GB002958/abstract), 2008.
- Marsay, C. M., Sanders, R. J., Henson, S. A., Pabortsava, K., Achterberg, E. P., and Lampitt, R. S.: Attenua-  
tion of sinking particulate organic carbon flux through the mesopelagic ocean, *Proceedings of the National  
1655 Academy of Sciences*, 112, 1089–1094, doi:10.1073/pnas.1415311112, [http://www.pnas.org/content/112/4/  
1089](http://www.pnas.org/content/112/4/1089), 2015.
- Martin, J. H., Knauer, G. A., Karl, D. M., and Broenkow, W. W.: VERTEX: carbon cycling in the north-  
east Pacific, *Deep Sea Research Part A. Oceanographic Research Papers*, 34, 267–285, doi:10.1016/0198-  
0149(87)90086-0, <http://www.sciencedirect.com/science/article/pii/0198014987900860>, 1987.
- 1660 Martin, J. H., Fitzwater, S. E., Michael Gordon, R., Hunter, C. N., and Tanner, S. J.: Iron, primary production  
and carbon-nitrogen flux studies during the JGOFS North Atlantic bloom experiment, *Deep Sea Research  
Part II: Topical Studies in Oceanography*, 40, 115–134, doi:10.1016/0967-0645(93)90009-C, [http://www.  
sciencedirect.com/science/article/pii/096706459390009C](http://www.sciencedirect.com/science/article/pii/096706459390009C), 00276, 1993.
- Matsumoto, K.: Biology-mediated temperature control on atmospheric pCO<sub>2</sub> and ocean biogeochemistry, *Geo-  
1665 physical Research Letters*, 34, L20 605, doi:10.1029/2007GL031301, [http://onlinelibrary.wiley.com/doi/10.  
1029/2007GL031301/abstract](http://onlinelibrary.wiley.com/doi/10.1029/2007GL031301/abstract), 2007.
- Matsumoto, K. and Yokoyama, Y.: Atmospheric  $\Delta^{14}\text{C}$  reduction in simulations of Atlantic overturning circula-  
tion shutdown, *Global Biogeochemical Cycles*, 27, 296–304, doi:10.1002/gbc.20035, [http://onlinelibrary.  
wiley.com/doi/10.1002/gbc.20035/abstract](http://onlinelibrary.wiley.com/doi/10.1002/gbc.20035/abstract), 2013.
- 1670 Matsumoto, K., Chase, Z., and Kohfeld, K.: Different mechanisms of silicic acid leakage and their biogeochem-  
ical consequences, *Paleoceanography*, 29, 2013PA002 588, doi:10.1002/2013PA002588, [http://onlinelibrary.  
wiley.com/doi/10.1002/2013PA002588/abstract](http://onlinelibrary.wiley.com/doi/10.1002/2013PA002588/abstract), 2014.

- McGuffie, K. and Henderson-Sellers, A.: A Climate Modelling Primer, John Wiley & Sons, 2005.
- 1675 Meissner, K. J., Bralower, T. J., Alexander, K., Jones, T. D., Sijp, W., and Ward, M.: The Paleocene-Eocene Thermal Maximum: How much carbon is enough?, *Paleoceanography*, 29, 946–963, doi:10.1002/2014PA002650, <http://onlinelibrary.wiley.com/doi/10.1002/2014PA002650/abstract>, 00003, 2014.
- 1680 Melesse, A. M. and Hanley, R. S.: Artificial neural network application for multi-ecosystem carbon flux simulation, *Ecological Modelling*, 189, 305–314, doi:10.1016/j.ecolmodel.2005.03.014, <http://www.sciencedirect.com/science/article/pii/S0304380005002061>, 00070, 2005.
- Menviel, L. and Joos, F.: Toward explaining the Holocene carbon dioxide and carbon isotope records: Results from transient ocean carbon cycle-climate simulations, *Paleoceanography*, 27, PA1207, doi:10.1029/2011PA002224, <http://dx.doi.org/10.1029/2011PA002224>, 2012.
- 1685 Menviel, L., Timmermann, A., Mouchet, A., and Timm, O.: Climate and marine carbon cycle response to changes in the strength of the Southern Hemispheric westerlies, *Paleoceanography*, 23, PA4201, doi:10.1029/2008PA001604, <http://onlinelibrary.wiley.com/doi/10.1029/2008PA001604/abstract>, 2008a.
- Menviel, L., Timmermann, A., Mouchet, A., and Timm, O.: Meridional reorganizations of marine and terrestrial productivity during Heinrich events, *Paleoceanography*, 23, PA1203, doi:10.1029/2007PA001445, 2008b.
- 1690 Menviel, L., Timmermann, A., Timm, O. E., and Mouchet, A.: Climate and biogeochemical response to a rapid melting of the West Antarctic Ice Sheet during interglacials and implications for future climate, *Paleoceanography*, 25, PA4231, doi:10.1029/2009PA001892, <http://onlinelibrary.wiley.com/doi/10.1029/2009PA001892/abstract>, 2010.
- 1695 Menviel, L., Timmermann, A., Timm, O. E., and Mouchet, A.: Deconstructing the Last Glacial termination: the role of millennial and orbital-scale forcings, *Quaternary Science Reviews*, 30, 1155–1172, doi:10.1016/j.quascirev.2011.02.005, <http://www.sciencedirect.com/science/article/pii/S0277379111000539>, 2011.
- 1700 Menviel, L., Joos, F., and Ritz, S.: Simulating atmospheric CO<sub>2</sub>, <sup>13</sup>C and the marine carbon cycle during the Last Glacial–Interglacial cycle: possible role for a deepening of the mean remineralization depth and an increase in the oceanic nutrient inventory, *Quaternary Science Reviews*, 56, 46–68, doi:10.1016/j.quascirev.2012.09.012, <http://www.sciencedirect.com/science/article/pii/S0277379112003496>, 2012.
- Menviel, L., England, M. H., Meissner, K. J., Mouchet, A., and Yu, J.: Atlantic-Pacific seesaw and its role in outgassing CO<sub>2</sub> during Heinrich events, *Paleoceanography*, 29, 58–70, doi:10.1002/2013PA002542, <http://onlinelibrary.wiley.com/doi/10.1002/2013PA002542/abstract>, 00018, 2014.

- 1705 Meyer, K. M. and Kump, L. R.: Oceanic Euxinia in Earth History: Causes and Consequences, *Annual Review of Earth and Planetary Sciences*, 36, 251–288, doi:10.1146/annurev.earth.36.031207.124256, <http://dx.doi.org/10.1146/annurev.earth.36.031207.124256>, 00175, 2008.
- Meyer, K. M., Kump, L. R., and Ridgwell, A.: Biogeochemical controls on photic-zone euxinia during the end-Permian mass extinction, *Geology*, 36, 747–750, doi:10.1130/G24618A.1, <http://geology.gsapubs.org/content/36/9/747>, 2008.
- 1710 Meyers, S. R.: Production and preservation of organic matter: The significance of iron, *Paleoceanography*, 22, PA4211, doi:10.1029/2006PA001332, <http://onlinelibrary.wiley.com/doi/10.1029/2006PA001332/abstract>, 2007.
- Michel, E., Labeyrie, L. D., Duplessy, J.-C., Gorfti, N., Labracherie, M., and Turon, J.-L.: Could deep subantarctic convection feed the world deep basins during the Last Glacial Maximum?, *Paleoceanography*, 10, 927–941, doi:10.1029/95PA00978, <http://onlinelibrary.wiley.com/doi/10.1029/95PA00978/abstract>, 1995.
- 1715 Middelburg, J. J.: A simple rate model for organic matter decomposition in marine sediments, *Geochimica et Cosmochimica Acta*, 53, 1577–1581, doi:10.1016/0016-7037(89)90239-1, <http://www.sciencedirect.com/science/article/pii/0016703789902391>, 1989.
- 1720 Middelburg, J. J. and Meysman, F. J. R.: Burial at Sea, *Science*, 316, 1294–1295, doi:10.1126/science.1144001, <http://www.vliz.be/IMIS/imis.php?module=ref&refid=111049>, 2007.
- Millero, F. J.: The marine inorganic carbon cycle, *Chemical Reviews*, 107, 308–341, doi:10.1021/cr0503557, 2007.
- Milliman, J. D.: Production and accumulation of calcium carbonate in the ocean: Budget of a nonsteady state, *Global Biogeochemical Cycles*, 7, 927–957, doi:10.1029/93GB02524, <http://onlinelibrary.wiley.com/doi/10.1029/93GB02524/abstract>, 1993.
- 1725 Milliman, J. D. and Droxler, A. W.: Neritic and pelagic carbonate sedimentation in the marine environment: Ignorance is not bliss, *Geologische Rundschau*, 85, 496–504, doi:10.1007/BF02369004, <http://link.springer.com/article/10.1007/BF02369004>, 1996.
- 1730 Milliman, J. D., Troy, P. J., Balch, W. M., Adams, A. K., Li, Y. H., and Mackenzie, F. T.: Biologically mediated dissolution of calcium carbonate above the chemical lysocline?, *Deep Sea Research Part I: Oceanographic Research Papers*, 46, 1653–1669, doi:10.1016/S0967-0637(99)00034-5, <http://www.sciencedirect.com/science/article/pii/S0967063799000345>, 1999.
- 1735 Monteiro, F. M., Pancost, R. D., Ridgwell, A., and Donnadieu, Y.: Nutrients as the dominant control on the spread of anoxia and euxinia across the Cenomanian-Turonian oceanic anoxic event (OAE2): Model-data comparison, *Paleoceanography*, 27, doi:10.1029/2012PA002351, <http://onlinelibrary.wiley.com/doi/10.1029/2012PA002351/abstract>, 2012.

- Montenegro, A., Spence, P., Meissner, K. J., Eby, M., Melchin, M. J., and Johnston, S. T.: Climate simulations of the Permian-Triassic boundary: Ocean acidification and the extinction event, *Paleoceanography*, 26, PA3207, doi:10.1029/2010PA002058, <http://onlinelibrary.wiley.com/doi/10.1029/2010PA002058/abstract>, 00014, 2011.
- 1740 Morse, J. W. and Arvidson, R. S.: The dissolution kinetics of major sedimentary carbonate minerals, *Earth Science Reviews*, 58, 51–84, doi:10.1016/S0012-8252(01)00083-6, <http://www.sciencedirect.com/science/article/pii/S0012825201000836>, 2002.
- 1745 Morse, J. W. and Berner, R. A.: Dissolution kinetics of calcium carbonate in sea water; I, A kinetic origin for the lysocline, *American Journal of Science*, 272, 840–851, doi:10.2475/ajs.272.9.840, <http://www.ajsonline.org/content/272/9/840>, 1972.
- Morse, J. W. and He, S.: Influences of T, S and PCO<sub>2</sub> on the pseudo-homogeneous precipitation of CaCO<sub>3</sub> from seawater: implications for whiting formation, *Marine Chemistry*, 41, 291–297, doi:10.1016/0304-4203(93)90261-L, <http://www.sciencedirect.com/science/article/pii/030442039390261L>, 1993.
- 1750 Morse, J. W., Arvidson, R. S., and Lüttge, A.: Calcium Carbonate Formation and Dissolution, *Chemical Reviews*, 107, 342–381, doi:10.1021/cr050358j, <http://dx.doi.org/10.1021/cr050358j>, 2007.
- Mouchet, A. and François, L. M.: Sensitivity of a global oceanic carbon cycle model to the circulation and to the fate of organic matter: Preliminary results, *Physics and Chemistry of the Earth*, 21, 511–516, doi:10.1016/S0079-1946(97)81150-0, <http://www.sciencedirect.com/science/article/pii/S0079194697811500>, 1996.
- 1755 Müller, S. A., Joos, F., Edwards, N. R., and Stocker, T. F.: Water Mass Distribution and Ventilation Time Scales in a Cost-Efficient, Three-Dimensional Ocean Model, *Journal of Climate*, 19, 5479–5499, doi:10.1175/JCLI3911.1, <http://journals.ametsoc.org/doi/abs/10.1175/JCLI3911.1>, 2006.
- 1760 Müller, S. A., Joos, F., Plattner, G.-K., Edwards, N. R., and Stocker, T. F.: Modeled natural and excess radiocarbon: Sensitivities to the gas exchange formulation and ocean transport strength, *Global Biogeochemical Cycles*, 22, GB3011, doi:10.1029/2007GB003065, <http://onlinelibrary.wiley.com/doi/10.1029/2007GB003065/abstract>, 2008.
- Munhoven, G.: Glacial–interglacial rain ratio changes: Implications for atmospheric and ocean–sediment interaction, *Deep Sea Research Part II: Topical Studies in Oceanography*, 54, 722–746, doi:10.1016/j.dsr2.2007.01.008, <http://www.sciencedirect.com/science/article/pii/S0967064507000446>, 2007.
- 1765 Munhoven, G. and François, L. M.: Glacial-Interglacial Changes in Continental Weathering: Possible Implications for Atmospheric CO<sub>2</sub>, in: *Carbon Cycling in the Glacial Ocean: Constraints on the Ocean's Role in Global Change*, edited by Zahn, R., Pedersen, T. F., Kaminski, M. A., and Labeyrie, L., no. 17
- 1770



- in NATO ASI Series, pp. 39–58, Springer Berlin Heidelberg, [http://link.springer.com/chapter/10.1007/978-3-642-78737-9\\_3](http://link.springer.com/chapter/10.1007/978-3-642-78737-9_3), 1994.
- Munhoven, G. and François, L. M.: Glacial-interglacial variability of atmospheric CO<sub>2</sub> due to changing continental silicate rock weathering: A model study, *Journal of Geophysical Research: Atmospheres*, 101, 21 423–21 437, doi:10.1029/96JD01842, <http://onlinelibrary.wiley.com/doi/10.1029/96JD01842/abstract>, 1996.
- 1775 Najjar, R. G., Sarmiento, J. L., and Toggweiler, J. R.: Downward transport and fate of organic matter in the ocean: Simulations with a general circulation model, *Global Biogeochemical Cycles*, 6, 45–76, doi:10.1029/91GB02718, <http://onlinelibrary.wiley.com/doi/10.1029/91GB02718/abstract>, 1992.
- Najjar, R. G., Jin, X., Louanchi, F., Aumont, O., Caldeira, K., Doney, S. C., Dutay, J.-C., Follows, M., Gruber, N., Joos, F., Lindsay, K., Maier-Reimer, E., Matear, R. J., Matsumoto, K., Monfray, P., Mouchet, A., Orr, J. C., Plattner, G.-K., Sarmiento, J. L., Schlitzer, R., Slater, R. D., Weirig, M.-F., Yamanaka, Y., and Yool, A.: Impact of circulation on export production, dissolved organic matter, and dissolved oxygen in the ocean: Results from Phase II of the Ocean Carbon-cycle Model Intercomparison Project (OCMIP-2), *Global Biogeochemical Cycles*, 21, GB3007, doi:10.1029/2006GB002857, <http://onlinelibrary.wiley.com/doi/10.1029/2006GB002857/abstract>, 2007.
- 1780 Nickelsen, L., Keller, D. P., and Oschlies, A.: A dynamic marine iron cycle module coupled to the University of Victoria Earth System Model: the Kiel Marine Biogeochemical Model 2 for UVic 2.9, *Geosci. Model Dev.*, 8, 1357–1381, doi:10.5194/gmd-8-1357-2015, <http://www.geosci-model-dev.net/8/1357/2015/>, 00003, 2015.
- Nihoul, J. C. J.: Do not use a simple model when a complex one will do, *Journal of Marine Systems*, 5, 401–406, doi:10.1016/0924-7963(94)90002-7, <http://www.sciencedirect.com/science/article/pii/0924796394900027>, 1994.
- 1790 Norris, R. D., Turner, S. K., Hull, P. M., and Ridgwell, A.: Marine Ecosystem Responses to Cenozoic Global Change, *Science*, 341, 492–498, doi:10.1126/science.1240543, <http://www.sciencemag.org/content/341/6145/492>, 2013.
- 1795 Oreskes, N., Shrader-Frechette, K., and Belitz, K.: Verification, Validation, and Confirmation of Numerical Models in the Earth Sciences, *Science*, 263, 641–646, <http://www.jstor.org/stable/2883078>, 1994.
- Pagani, M., Huber, M., Liu, Z., Bohaty, S. M., Henderiks, J., Sijp, W., Krishnan, S., and DeConto, R. M.: The Role of Carbon Dioxide During the Onset of Antarctic Glaciation, *Science*, 334, 1261–1264, doi:10.1126/science.1203909, <http://science.sciencemag.org/content/334/6060/1261>, 2011.
- 1800 Pälike, H., Lyle, M. W., Nishi, H., Raffi, I., Ridgwell, A., Gamage, K., Klaus, A., Acton, G., Anderson, L., Backman, J., Baldauf, J., Beltran, C., Bohaty, S. M., Bown, P., Busch, W., Channell, J. E. T., Chun, C. O. J., Delaney, M., Dewangan, P., Dunkley Jones, T., Edgar, K. M., Evans, H., Fitch, P., Foster, G. L., Gussone, N., Hasegawa, H., Hathorne, E. C., Hayashi, H., Herrle, J. O., Holbourn, A., Hovan, S., Hyeong, K., Iijima, K., Ito, T., Kamikuri, S.-i., Kimoto, K., Kuroda, J., Leon-Rodriguez, L., Malinverno, A., Moore Jr,

- 1805 T. C., Murphy, B. H., Murphy, D. P., Nakamura, H., Ogane, K., Ohneiser, C., Richter, C., Robinson, R.,  
Rohling, E. J., Romero, O., Sawada, K., Scher, H., Schneider, L., Sluijs, A., Takata, H., Tian, J., Tsuji-  
moto, A., Wade, B. S., Westerhold, T., Wilkens, R., Williams, T., Wilson, P. A., Yamamoto, Y., Yamamoto,  
S., Yamazaki, T., and Zeebe, R. E.: A Cenozoic record of the equatorial Pacific carbonate compensation  
depth, *Nature*, 488, 609–614, doi:10.1038/nature11360, [http://www.nature.com/nature/journal/v488/n7413/](http://www.nature.com/nature/journal/v488/n7413/abs/nature11360.html)  
1810 [abs/nature11360.html](http://www.nature.com/nature/journal/v488/n7413/abs/nature11360.html), 2012.
- Panchuk, K., Ridgwell, A., and Kump, L. R.: Sedimentary response to Paleocene-Eocene Thermal Maximum  
carbon release: A model-data comparison, *Geology*, 36, 315–318, doi:10.1130/G24474A.1, [http://geology.](http://geology.gsapubs.org/content/36/4/315)  
[gsapubs.org/content/36/4/315](http://geology.gsapubs.org/content/36/4/315), 2008.
- Parekh, P., Joos, F., and Müller, S. A.: A modeling assessment of the interplay between aeolian iron fluxes and  
1815 iron-binding ligands in controlling carbon dioxide fluctuations during Antarctic warm events, *Paleoceanog-*  
*raphy*, 23, PA4202, doi:10.1029/2007PA001531, [http://onlinelibrary.wiley.com/doi/10.1029/2007PA001531/](http://onlinelibrary.wiley.com/doi/10.1029/2007PA001531/abstract)  
[abstract](http://onlinelibrary.wiley.com/doi/10.1029/2007PA001531/abstract), 2008.
- Passow, U.: Switching perspectives: Do mineral fluxes determine particulate organic carbon fluxes or vice  
versa?, *Geochemistry, Geophysics, Geosystems*, 5, doi:10.1029/2003GC000670, [http://onlinelibrary.wiley.](http://onlinelibrary.wiley.com/doi/10.1029/2003GC000670/abstract)  
1820 [com/doi/10.1029/2003GC000670/abstract](http://onlinelibrary.wiley.com/doi/10.1029/2003GC000670/abstract), 2004.
- Pedersen, T. F. and Calvert, S. E.: Anoxia vs. Productivity: What Controls the Formation of Organic-Carbon-  
Rich Sediments and Sedimentary Rocks? (1), *AAPG Bulletin*, 74, 454–466, [http://archives.datapages.com/](http://archives.datapages.com/data/bulletns/1990-91/data/pg/0074/0004/0000/0454.htm)  
[data/bulletns/1990-91/data/pg/0074/0004/0000/0454.htm](http://archives.datapages.com/data/bulletns/1990-91/data/pg/0074/0004/0000/0454.htm), 1990.
- Penman, D. E., Hönisch, B., Zeebe, R. E., Thomas, E., and Zachos, J. C.: Rapid and sustained  
1825 surface ocean acidification during the Paleocene-Eocene Thermal Maximum, *Paleoceanography*, 29,  
2014PA002621, doi:10.1002/2014PA002621, [http://onlinelibrary.wiley.com/doi/10.1002/2014PA002621/](http://onlinelibrary.wiley.com/doi/10.1002/2014PA002621/abstract)  
[abstract](http://onlinelibrary.wiley.com/doi/10.1002/2014PA002621/abstract), 00032, 2014.
- Perry, C. T., Spencer, T., and Kench, P. S.: Carbonate budgets and reef production states: a geomorphic per-  
spective on the ecological phase-shift concept, *Coral Reefs*, 27, 853–866, doi:10.1007/s00338-008-0418-z,  
1830 <http://link.springer.com/article/10.1007/s00338-008-0418-z>, 2008.
- Petoukhov, V.: A zonal climate model of heat and moisture exchange in the atmosphere over the underlying  
layers of ocean and land In: Golitsyn GS, Yaglom AM (eds) *Physics of the atmosphere and the problem of*  
*climate*, 1980.
- Petoukhov, V., Claussen, M., Berger, A., Crucifix, M., Eby, M., Eliseev, A. V., Fichefet, T., Ganopolski, A.,  
1835 Goosse, H., Kamenkovich, I., Mokhov, I. I., Montoya, M., Mysak, L. A., Sokolov, A., Stone, P., Wang, Z.,  
and Weaver, A. J.: EMIC Intercomparison Project (EMIP-CO2): comparative analysis of EMIC simulations  
of climate, and of equilibrium and transient responses to atmospheric CO2 doubling, *Climate Dynamics*,

25, 363–385, doi:10.1007/s00382-005-0042-3, <http://link.springer.com/article/10.1007/s00382-005-0042-3>, 2005.

1840 Pianosi, F., Wagener, T., Rougier, J., Freer, J., and Hall, J.: Sensitivity Analysis of Environmental Models: A Systematic Review with Practical Workflow, in: *Vulnerability, Uncertainty, and Risk*, pp. 290–299, American Society of Civil Engineers, doi:10.1061/9780784413609.030, 2014.

Plattner, G.-K., Knutti, R., Joos, F., Stocker, T. F., von Bloh, W., Brovkin, V., Cameron, D., Driesschaert, E., Dutkiewicz, S., Eby, M., Edwards, N. R., Fichet, T., Hargreaves, J. C., Jones, C. D., Loutre, M. F.,  
1845 Matthews, H. D., Mouchet, A., Müller, S. A., Nawrath, S., Price, A., Sokolov, A., Strassmann, K. M., and Weaver, A. J.: Long-Term Climate Commitments Projected with Climate–Carbon Cycle Models, *Journal of Climate*, 21, 2721–2751, doi:10.1175/2007JCLI1905.1, <http://journals.ametsoc.org/doi/abs/10.1175/2007JCLI1905.1>, 2008.

Ragueneau, O., Tréguer, P., Leynaert, A., Anderson, R. F., Brzezinski, M. A., DeMaster, D. J., Dugdale,  
1850 R. C., Dymond, J., Fischer, G., François, R., Heinze, C., Maier-Reimer, E., Martin-Jézéquel, V., Nelson, D. M., and Quéguiner, B.: A review of the Si cycle in the modern ocean: recent progress and missing gaps in the application of biogenic opal as a paleoproductivity proxy, *Global and Planetary Change*, 26, 317–365, doi:10.1016/S0921-8181(00)00052-7, <http://www.sciencedirect.com/science/article/pii/S0921818100000527>, 2000.

1855 Randall, D. A., Wood, R. A., Bony, S., Colman, R., Fichet, T., Fyfe, J., Kattsov, V., Pitman, A., Shukla, J., Srinivasan, J., et al.: Climate models and their evaluation, In: *Climate change 2007: The Physical Science Basis. Contribution of Working Group I to the Fourth Assessment Report of the Intergovernmental Panel on Climate Change*, 323, 2007.

Regaudie-de Gioux, A. and Duarte, C. M.: Temperature dependence of planktonic metabolism in the ocean,  
1860 *Global Biogeochemical Cycles*, 26, GB1015, doi:10.1029/2010GB003907, <http://onlinelibrary.wiley.com/doi/10.1029/2010GB003907/abstract>, 2012.

Regnier, P., Wollast, R., and Steefel, C. I.: Long-term fluxes of reactive species in macrotidal estuaries: Estimates from a fully transient, multicomponent reaction-transport model, *Marine Chemistry*, 58, 127–145, doi:10.1016/S0304-4203(97)00030-3, <http://www.sciencedirect.com/science/article/pii/S0304420397000303>,  
1865 S0304420397000303, 1997.

Ridgwell, A.: A Mid Mesozoic Revolution in the regulation of ocean chemistry, *Marine Geology*, 217, 339–357, doi:10.1016/j.margeo.2004.10.036, <http://www.sciencedirect.com/science/article/pii/S0025322705000575>, 2005.

Ridgwell, A.: Interpreting transient carbonate compensation depth changes by marine sediment core modeling, *Paleoceanography*, 22, PA4102, doi:10.1029/2006PA001372, <http://onlinelibrary.wiley.com/doi/10.1029/2006PA001372/abstract>, 2007.  
1870

- Ridgwell, A. and Arndt, S.: Why Dissolved Organic Matter: DOC in Ancient Oceans and Past Climate Change, In: Hansell, D.A., Carlson, C.A. (Eds.), *Biogeochemistry of Marine Dissolved Organic Matter*, pp. 1–20, 2014.
- 1875 Ridgwell, A. and Hargreaves, J. C.: Regulation of atmospheric CO<sub>2</sub> by deep-sea sediments in an Earth system model, *Global Biogeochemical Cycles*, 21, n/a–n/a, doi:10.1029/2006GB002764, <http://onlinelibrary.wiley.com/doi/10.1029/2006GB002764/abstract>, 2007.
- Ridgwell, A. and Schmidt, D. N.: Past constraints on the vulnerability of marine calcifiers to massive carbon dioxide release, *Nature Geoscience*, 3, 196–200, doi:10.1038/ngeo755, <http://www.nature.com/ngeo/journal/v3/n3/abs/ngeo755.html>, 2010.
- 1880 Ridgwell, A. and Zeebe, R. E.: The role of the global carbonate cycle in the regulation and evolution of the Earth system, *Earth and Planetary Science Letters*, 234, 299–315, doi:10.1016/j.epsl.2005.03.006, <http://www.sciencedirect.com/science/article/pii/S0012821X05001883>, 2005.
- Ridgwell, A., Hargreaves, J. C., Edwards, N. R., Annan, J. D., Lenton, T. M., Marsh, R., Yool, A., and Watson, A.: Marine geochemical data assimilation in an efficient Earth System Model of global biogeochemical cycling, *Biogeosciences*, 4, 87–104, <https://hal.archives-ouvertes.fr/hal-00297599>, 00090, 2007.
- 1885 Ridgwell, A. J.: *Glacial-interglacial perturbations in the global carbon cycle.*, Ph.D., University of East Anglia, <http://ethos.bl.uk/OrderDetails.do?uin=uk.bl.ethos.365134>, 2001.
- Ridgwell, A. J., Watson, A. J., and Archer, D. E.: Modeling the response of the oceanic Si inventory to perturbation, and consequences for atmospheric CO<sub>2</sub>, *Global Biogeochemical Cycles*, 16, 1071, doi:10.1029/2002GB001877, <http://onlinelibrary.wiley.com/doi/10.1029/2002GB001877/abstract>, 00050, 2002.
- 1890 Ridgwell, A. J., Kennedy, M. J., and Caldeira, K.: Carbonate Deposition, Climate Stability, and Neoproterozoic Ice Ages, *Science*, 302, 859–862, doi:10.1126/science.1088342, <http://science.sciencemag.org/content/302/5646/859>, 2003a.
- 1895 Ridgwell, A. J., Watson, A. J., Maslin, M. A., and Kaplan, J. O.: Implications of coral reef buildup for the controls on atmospheric CO<sub>2</sub> since the Last Glacial Maximum, *Paleoceanography*, 18, 1083, doi:10.1029/2003PA000893, <http://onlinelibrary.wiley.com/doi/10.1029/2003PA000893/abstract>, 00071, 2003b.
- 1900 Riebesell, U., Körtzinger, A., and Oschlies, A.: Sensitivities of marine carbon fluxes to ocean change, *Proceedings of the National Academy of Sciences*, 106, 20602–20609, doi:10.1073/pnas.0813291106, <http://www.pnas.org/content/106/49/20602>, 2009.
- Roth, R., Ritz, S. P., and Joos, F.: Burial-nutrient feedbacks amplify the sensitivity of atmospheric carbon dioxide to changes in organic matter remineralisation, *Earth Syst. Dynam.*, 5, 321–343, doi:10.5194/esd-5-321-2014, <http://www.earth-syst-dynam.net/5/321/2014/>, 2014.
- 1905

- Ruardij, P. and Van Raaphorst, W.: Benthic nutrient regeneration in the ERSEM ecosystem model of the North Sea, *Netherlands Journal of Sea Research*, 33, 453–483, doi:10.1016/0077-7579(95)90057-8, <http://www.sciencedirect.com/science/article/pii/0077757995900578>, 1995.
- 1910 Sageman, B. B., Murphy, A. E., Werne, J. P., Ver Straeten, C. A., Hollander, D. J., and Lyons, T. W.: A tale of shales: the relative roles of production, decomposition, and dilution in the accumulation of organic-rich strata, Middle–Upper Devonian, Appalachian basin, *Chemical Geology*, 195, 229–273, doi:10.1016/S0009-2541(02)00397-2, <http://www.sciencedirect.com/science/article/pii/S0009254102003972>, 2003.
- Sarmiento, J. and Toggweiler, J.: A new model for the role of the oceans in determining atmospheric pCO<sub>2</sub>, *Nature*, 308, 621–624, 1984.
- 1915 Sarmiento, J. L. and Gruber, N.: *Ocean biogeochemical dynamics*, vol. 1015, Princeton University Press Princeton, 2006.
- Sarmiento, J. L., Slater, R. D., Fasham, M. J. R., Ducklow, H. W., Toggweiler, J. R., and Evans, G. T.: A seasonal three-dimensional ecosystem model of nitrogen cycling in the North Atlantic Euphotic Zone, *Global Biogeochemical Cycles*, 7, 417–450, doi:10.1029/93GB00375, <http://onlinelibrary.wiley.com/doi/10.1029/93GB00375/abstract>, 1993.
- 1920 Sarmiento, J. L., Murnane, R., Quere, C. L., Keeling, R., and Williams, R. G.: Air-Sea CO<sub>2</sub> transfer and the carbon budget of the North Atlantic, *Philosophical Transactions of the Royal Society of London B: Biological Sciences*, 348, 211–219, doi:10.1098/rstb.1995.0063, <http://rstb.royalsocietypublishing.org/content/348/1324/211>, 1995.
- 1925 Sarmiento, J. L., Dunne, J., Gnanadesikan, A., Key, R. M., Matsumoto, K., and Slater, R.: A new estimate of the CaCO<sub>3</sub> to organic carbon export ratio, *Global Biogeochemical Cycles*, 16, 1107, doi:10.1029/2002GB001919, <http://onlinelibrary.wiley.com/doi/10.1029/2002GB001919/abstract>, 2002.
- Schmittner, A.: Decline of the marine ecosystem caused by a reduction in the Atlantic overturning circulation, *Nature*, 434, 628–633, doi:10.1038/nature03476, 2005.
- 1930 Schmittner, A. and Lund, D. C.: Early deglacial Atlantic overturning decline and its role in atmospheric CO<sub>2</sub> rise inferred from carbon isotopes ( $\delta^{13}\text{C}$ ), *Clim. Past*, 11, 135–152, doi:10.5194/cp-11-135-2015, <http://www.clim-past.net/11/135/2015/>, 2015.
- Schmittner, A. and Somes, C. J.: Complementary constraints from carbon (<sup>13</sup>C) and nitrogen (<sup>15</sup>N) isotopes on the glacial ocean’s soft-tissue biological pump, *Paleoceanography*, 31, 2015PA002905, doi:10.1002/2015PA002905, <http://onlinelibrary.wiley.com/doi/10.1002/2015PA002905/abstract>, 2016.
- 1935 Schmittner, A., Oschlies, A., Giraud, X., Eby, M., and Simmons, H. L.: A global model of the marine ecosystem for long-term simulations: Sensitivity to ocean mixing, buoyancy forcing, particle sinking, and dissolved organic matter cycling, *Global Biogeochemical Cycles*, 19, n/a–n/a, doi:10.1029/2004GB002283, <http://onlinelibrary.wiley.com/doi/10.1029/2004GB002283/abstract>, 2005.

- 1940 Schmittner, A., Galbraith, E. D., Hostetler, S. W., Pedersen, T. F., and Zhang, R.: Large fluctuations of dissolved oxygen in the Indian and Pacific oceans during Dansgaard-Oeschger oscillations caused by variations of North Atlantic Deep Water subduction, *Paleoceanography*, 22, PA3207, doi:10.1029/2006PA001384, <http://onlinelibrary.wiley.com/doi/10.1029/2006PA001384/abstract>, 2007.
- Schneider, B. and Schmittner, A.: Simulating the impact of the Panamanian seaway closure  
1945 on ocean circulation, marine productivity and nutrient cycling, *Earth and Planetary Science Letters*, 246, 367–380, doi:10.1016/j.epsl.2006.04.028, <http://www.sciencedirect.com/science/article/pii/S0012821X0600330X>, 2006.
- Schneider, R. R., Schulz, H. D., and Hensen, C.: Marine Carbonates: Their Formation and Destruction, in: *Marine Geochemistry*, edited by Schulz, P. D. H. D. and Zabel, D. M., pp. 311–337, Springer Berlin Heidelberg,  
1950 [http://link.springer.com/chapter/10.1007/3-540-32144-6\\_9](http://link.springer.com/chapter/10.1007/3-540-32144-6_9), 2006.
- Sexton, P. F., Norris, R. D., Wilson, P. A., Pälike, H., Westerhold, T., Röhl, U., Bolton, C. T., and Gibbs, S.: Eocene global warming events driven by ventilation of oceanic dissolved organic carbon, *Nature*, 471, 349–352, doi:10.1038/nature09826, <http://www.nature.com/nature/journal/v471/n7338/abs/nature09826.html>, 2011.
- 1955 Shaffer, G.: Effects of the Marine Biota on Global Carbon Cycling, in: *The Global Carbon Cycle*, edited by Heimann, M., no. 15 in NATO ASI Series, pp. 431–455, Springer Berlin Heidelberg, [http://link.springer.com/chapter/10.1007/978-3-642-84608-3\\_18](http://link.springer.com/chapter/10.1007/978-3-642-84608-3_18), 1993.
- Shaffer, G.: Biogeochemical cycling in the global ocean: 2. New production, Redfield ratios, and remineralization in the organic pump, *Journal of Geophysical Research: Oceans*, 101, 3723–3745,  
1960 doi:10.1029/95JC03373, <http://onlinelibrary.wiley.com/doi/10.1029/95JC03373/abstract>, 1996.
- Shaffer, G., Malskær Olsen, S., and Pepke Pedersen, J. O.: Presentation, calibration and validation of the low-order, DCESS Earth System Model (Version 1), *Geosci. Model Dev.*, 1, 17–51, doi:10.5194/gmd-1-17-2008, <http://www.geosci-model-dev.net/1/17/2008/>, 2008.
- Shaffer, G., Huber, M., Rondanelli, R., and Pepke Pedersen, J. O.: Deep time evidence for climate sensitivity  
1965 increase with warming, *Geophysical Research Letters*, 43, 2016GL069243, doi:10.1002/2016GL069243, <http://onlinelibrary.wiley.com/doi/10.1002/2016GL069243/abstract>, 2016.
- Siegenthaler, U. and Sarmiento, J.: Atmospheric carbon dioxide and the ocean, *Nature*, 365, 119–125, 1993.
- Sigman, D. M. and Boyle, E. A.: Glacial/interglacial variations in atmospheric carbon dioxide, *Nature*,  
407, 859–869, doi:10.1038/35038000, <http://www.nature.com/nature/journal/v407/n6806/abs/407859a0.html>, 2000.  
1970
- Sigman, D. M., McCorkle, D. C., and Martin, W. R.: The calcite lysocline as a constraint on glacial/interglacial low-latitude production changes, *Global Biogeochem. Cycles*, 12, 409–427, 1998.

- 1975 Sigman, D. M., Lehman, S. J., and Oppo, D. W.: Evaluating mechanisms of nutrient depletion and  $^{13}\text{C}$  enrichment in the intermediate-depth Atlantic during the last ice age, *Paleoceanography*, 18, 1072, doi:10.1029/2002PA000818, <http://onlinelibrary.wiley.com/doi/10.1029/2002PA000818/abstract>, 2003.
- Simmons, C. T., Matthews, H. D., and Mysak, L. A.: Deglacial climate, carbon cycle and ocean chemistry changes in response to a terrestrial carbon release, *Climate Dynamics*, pp. 1–13, doi:10.1007/s00382-015-2646-6, <http://link.springer.com/article/10.1007/s00382-015-2646-6>, 2015.
- 1980 Singarayer, J. S., Richards, D. A., Ridgwell, A., Valdes, P. J., Austin, W. E. N., and Beck, J. W.: An oceanic origin for the increase of atmospheric radiocarbon during the Younger Dryas, *Geophysical Research Letters*, 35, L14 707, doi:10.1029/2008GL034074, <http://onlinelibrary.wiley.com/doi/10.1029/2008GL034074/abstract>, 2008.
- 1985 Sinninghe Damsté, J. S., Kok, M. D., Köster, J., and Schouten, S.: Sulfurized carbohydrates: an important sedimentary sink for organic carbon?, *Earth and Planetary Science Letters*, 164, 7–13, doi:10.1016/S0012-821X(98)00234-9, <http://www.sciencedirect.com/science/article/pii/S0012821X98002349>, 1998.
- Six, K. D. and Maier-Reimer, E.: Effects of plankton dynamics on seasonal carbon fluxes in an ocean general circulation model, *Global Biogeochemical Cycles*, 10, 559–583, doi:10.1029/96GB02561, <http://onlinelibrary.wiley.com/doi/10.1029/96GB02561/abstract>, 1996.
- 1990 Sluijs, A., Zeebe, R. E., Bijl, P. K., and Bohaty, S. M.: A middle Eocene carbon cycle conundrum, *Nature Geoscience*, 6, 429–434, doi:10.1038/ngeo1807, <http://www.nature.com/ngeo/journal/v6/n6/abs/ngeo1807.html>, 2013.
- Smith, S.: Phosphorus versus nitrogen limitation in the marine environment, *LIMNOLOGY*, 1984.
- 1995 Soetaert, K. and Herman, P. M. J.: Nitrogen dynamics in the Westerschelde estuary (SW Netherlands) estimated by means of the ecosystem model MOSES, *Hydrobiologia*, 311, 225–246, doi:10.1007/BF00008583, <http://link.springer.com/article/10.1007/BF00008583>, 1995.
- Soetaert, K., Herman, P. M. J., and Middelburg, J. J.: A model of early diagenetic processes from the shelf to abyssal depths, *Geochimica et Cosmochimica Acta*, 60, 1019–1040, doi:10.1016/0016-7037(96)00013-0, <http://www.sciencedirect.com/science/article/pii/0016703796000130>, 1996.
- 2000 Soetaert, K., Middelburg, J. J., Herman, P. M. J., and Buis, K.: On the coupling of benthic and pelagic biogeochemical models, *Earth-Science Reviews*, 51, 173–201, doi:10.1016/S0012-8252(00)00004-0, <http://www.sciencedirect.com/science/article/pii/S0012825200000040>, 2000.
- Soetaert, K., Hofmann, A. F., Middelburg, J. J., Meysman, F. J. R., and Greenwood, J.: The effect of biogeochemical processes on pH, *Marine Chemistry*, 105, 30–51, doi:10.1016/j.marchem.2006.12.012, <http://www.sciencedirect.com/science/article/pii/S0304420306002192>, 2007.
- 2005 Solomatine, D. and Wagener, T.: Hydrological Modeling, in: *Treatise on Water Science*, edited by Wilderer, P., vol. 2, pp. 435–457, Oxford: Academic Press, 2011.

- Song, X., Zhang, J., Zhan, C., Xuan, Y., Ye, M., and Xu, C.: Global sensitivity analysis in hydrological modeling: Review of concepts, methods, theoretical framework, and applications, *Journal of Hydrology*, 523, 739–757, doi:10.1016/j.jhydrol.2015.02.013, <http://www.sciencedirect.com/science/article/pii/S0022169415001249>, 2015.
- 2010
- Suess, E.: Particulate organic carbon flux in the oceans-surface productivity and oxygen utilization, *Nature*, 288, 260–263, doi:10.1038/288260a0, <http://www.nature.com/nature/journal/v288/n5788/abs/288260a0.html>, 1980.
- Sun, X. and Matsumoto, K.: Effects of sea ice on atmospheric pCO<sub>2</sub>: A revised view and implications for glacial and future climates, *Journal of Geophysical Research: Biogeosciences*, 115, G02015, doi:10.1029/2009JG001023, <http://onlinelibrary.wiley.com/doi/10.1029/2009JG001023/abstract>, 2010.
- 2015
- Tambutté, S., Holcomb, M., Ferrier-Pagès, C., Reynaud, S., Tambuté, E., Zoccola, D., and Allemand, D.: Coral biomineralization: From the gene to the environment, *Journal of Experimental Marine Biology and Ecology*, 408, 58–78, doi:10.1016/j.jembe.2011.07.026, <http://www.sciencedirect.com/science/article/pii/S0022098111003492>, 2011.
- 2020
- Trull, T., Bray, S., Buesseler, K., Lamborg, C., Manganini, S., Moy, C., and Valdes, J.: In situ measurement of mesopelagic particle sinking rates and the control of carbon transfer to the ocean interior during the Vertical Flux in the Global Ocean (VERTIGO) voyages in the North Pacific, *Deep Sea Research Part II: Topical Studies in Oceanography*, 55, 1684–1695, 2008.
- 2025
- Tréguer, P. J. and Rocha, C. L. D. L.: The World Ocean Silica Cycle, *Annual Review of Marine Science*, 5, 477–501, doi:10.1146/annurev-marine-121211-172346, <http://dx.doi.org/10.1146/annurev-marine-121211-172346>, 2013.
- Tschumi, T., Joos, F., and Parekh, P.: How important are Southern Hemisphere wind changes for low glacial carbon dioxide? A model study, *Paleoceanography*, 23, PA4208, doi:10.1029/2008PA001592, <http://onlinelibrary.wiley.com/doi/10.1029/2008PA001592/abstract>, 2008.
- 2030
- Tschumi, T., Joos, F., Gehlen, M., and Heinze, C.: Deep ocean ventilation, carbon isotopes, marine sedimentation and the deglacial CO<sub>2</sub> rise, *Clim. Past*, 7, 771–800, doi:10.5194/cp-7-771-2011, <http://www.clim-past.net/7/771/2011/>, 2011.
- Tsunogai, S. and Noriki, S.: Particulate fluxes of carbonate and organic carbon in the ocean. Is the marine biological activity working as a sink of the atmospheric carbon?, *Tellus B*, 43, 256–266, doi:10.1034/j.1600-0889.1991.00018.x, <http://onlinelibrary.wiley.com/doi/10.1034/j.1600-0889.1991.00018.x/abstract>, 1991.
- 2035
- Tyrrell, T.: The relative influences of nitrogen and phosphorus on oceanic primary production, *Nature*, 400, 525–531, doi:10.1038/22941, <http://www.nature.com/nature/journal/v400/n6744/abs/400525a0.html>, 1999.



- Tziperman, E., Halevy, I., Johnston, D. T., Knoll, A. H., and Schrag, D. P.: Biologically induced initiation  
2040 of Neoproterozoic snowball-Earth events, *Proceedings of the National Academy of Sciences*, 108, 15 091–  
15 096, doi:10.1073/pnas.1016361108, <http://www.pnas.org/content/108/37/15091>, 2011.
- Uchikawa, J. and Zeebe, R. E.: Examining possible effects of seawater pH decline on foraminiferal  
stable isotopes during the Paleocene-Eocene Thermal Maximum, *Paleoceanography*, 25, PA2216,  
doi:10.1029/2009PA001864, <http://onlinelibrary.wiley.com/doi/10.1029/2009PA001864/abstract>, 2010.
- 2045 Ushie, H. and Matsumoto, K.: The role of shelf nutrients on glacial-interglacial CO<sub>2</sub>: A negative feedback,  
*Global Biogeochemical Cycles*, 26, GB2039, doi:10.1029/2011GB004147, [http://onlinelibrary.wiley.com/  
doi/10.1029/2011GB004147/abstract](http://onlinelibrary.wiley.com/doi/10.1029/2011GB004147/abstract), 2012.
- Vecsei, A.: A new estimate of global reefal carbonate production including the fore-reefs, *Global and Plane-  
tary Change*, 43, 1–18, doi:10.1016/j.gloplacha.2003.12.002, [http://www.sciencedirect.com/science/article/  
pii/S0921818104000293](http://www.sciencedirect.com/science/article/pii/S0921818104000293), 2004.
- 2050 Volk, T. and Hoffert, M. I.: Ocean Carbon Pumps: Analysis of Relative Strengths and Efficiencies in Ocean-  
Driven Atmospheric CO<sub>2</sub> Changes, in: *The Carbon Cycle and Atmospheric CO<sub>2</sub>: Natural Variations Archean  
to Present*, edited by Sundquist, E. T. and Broecker, W. S., pp. 99–110, American Geophysical Union, [http:  
//onlinelibrary.wiley.com/doi/10.1029/GM032p0099/summary](http://onlinelibrary.wiley.com/doi/10.1029/GM032p0099/summary), 1985.
- 2055 Wagener, T. and Gupta, H. V.: Model identification for hydrological forecasting under uncertainty, *Stochastic  
Environmental Research and Risk Assessment*, 19, 378–387, doi:10.1007/s00477-005-0006-5, [http://link.  
springer.com/article/10.1007/s00477-005-0006-5](http://link.springer.com/article/10.1007/s00477-005-0006-5), 2005.
- Wakeham, S. G., Hedges, J. I., Lee, C., Peterson, M. L., and Hernes, P. J.: Compositions and transport of lipid  
biomarkers through the water column and surficial sediments of the equatorial Pacific Ocean, *Deep Sea  
2060 Research Part II: Topical Studies in Oceanography*, 44, 2131–2162, doi:10.1016/S0967-0645(97)00035-0,  
<http://www.sciencedirect.com/science/article/pii/S0967064597000350>, 1997.
- Walker, J. C. G. and Opdyke, B. C.: Influence of variable rates of neritic carbonate deposition on atmo-  
spheric carbon dioxide and pelagic sediments, *Paleoceanography*, 10, 415–427, doi:10.1029/94PA02963,  
<http://onlinelibrary.wiley.com/doi/10.1029/94PA02963/abstract>, 1995.
- 2065 Wallmann, K.: Controls on the cretaceous and cenozoic evolution of seawater composition, atmospheric CO<sub>2</sub>  
and climate, *Geochimica et Cosmochimica Acta*, 65, 3005–3025, doi:10.1016/S0016-7037(01)00638-X,  
<http://www.sciencedirect.com/science/article/pii/S001670370100638X>, 2001.
- Washington, W. M. and Parkinson, C. C. L.: *An introduction to three-dimensional climate modeling*, University  
Science Books, 2005.
- 2070 Wilson, J. D., Barker, S., and Ridgwell, A.: Assessment of the spatial variability in particulate organic matter  
and mineral sinking fluxes in the ocean interior: Implications for the ballast hypothesis, *Global Biogeochem-*

- ical Cycles, 26, doi:10.1029/2012GB004398, <http://onlinelibrary.wiley.com/doi/10.1029/2012GB004398/abstract>, 2012.
- 2075 Yamanaka, Y. and Tajika, E.: The role of the vertical fluxes of particulate organic matter and calcite in the oceanic carbon cycle: Studies using an ocean biogeochemical general circulation model, *Global Biogeochemical Cycles*, 10, 361–382, doi:10.1029/96GB00634, <http://onlinelibrary.wiley.com/doi/10.1029/96GB00634/abstract>, 1996.
- 2080 Yamanaka, Y. and Tajika, E.: Role of dissolved organic matter in the marine biogeochemical cycle: Studies using an ocean biogeochemical general circulation model, *Global Biogeochemical Cycles*, 11, 599–612, doi:10.1029/97GB02301, <http://onlinelibrary.wiley.com/doi/10.1029/97GB02301/abstract>, 1997.
- Zeebe, R. E.: LOSCAR: Long-term Ocean-atmosphere-Sediment CARbon cycle Reservoir Model v2.0.4, *Geosci. Model Dev.*, 5, 149–166, doi:10.5194/gmd-5-149-2012, <http://www.geosci-model-dev.net/5/149/2012/>, 2012.
- 2085 Zeebe, R. E. and Wolf-Gladrow, D.: CO<sub>2</sub> in Seawater: Equilibrium, Kinetics, Isotopes: Equilibrium, Kinetics, Isotopes, Elsevier, 2001.
- Zeebe, R. E. and Zachos, J. C.: Reversed deep-sea carbonate ion basin gradient during Paleocene-Eocene thermal maximum, *Paleoceanography*, 22, PA3201, doi:10.1029/2006PA001395, <http://onlinelibrary.wiley.com/doi/10.1029/2006PA001395/abstract>, 2007.
- 2090 Zeebe, R. E. and Zachos, J. C.: Long-term legacy of massive carbon input to the Earth system: Anthropocene versus Eocene, *Philosophical Transactions of the Royal Society of London A: Mathematical, Physical and Engineering Sciences*, 371, 20120006, doi:10.1098/rsta.2012.0006, <http://rsta.royalsocietypublishing.org/content/371/2001/20120006>, 2013.
- 2095 Zeebe, R. E., Zachos, J. C., and Dickens, G. R.: Carbon dioxide forcing alone insufficient to explain Palaeocene–Eocene Thermal Maximum warming, *Nature Geoscience*, 2, 576–580, doi:10.1038/ngeo578, <http://www.nature.com/ngeo/journal/v2/n8/abs/ngeo578.html>, 2009.
- 2100 Zeebe, R. E., Ridgwell, A., and Zachos, J. C.: Anthropogenic carbon release rate unprecedented during the past 66 million years, *Nature Geoscience*, 9, 325–329, doi:10.1038/ngeo2681, [http://www.nature.com/ngeo/journal/v9/n4/full/ngeo2681.html?WT.ec\\_id=NGEO-201604&spMailingID=51043954&spUserID=NTQ0MjExMzUxNDgS1&spJobID=883978753&spReportId=ODgzOTc4NzUzS0](http://www.nature.com/ngeo/journal/v9/n4/full/ngeo2681.html?WT.ec_id=NGEO-201604&spMailingID=51043954&spUserID=NTQ0MjExMzUxNDgS1&spJobID=883978753&spReportId=ODgzOTc4NzUzS0), 2016.
- 2105 Zickfeld, K., Eby, M., Weaver, A. J., Alexander, K., Cressin, E., Edwards, N. R., Eliseev, A. V., Feulner, G., Fichefet, T., Forest, C. E., Friedlingstein, P., Goosse, H., Holden, P. B., Joos, F., Kawamiya, M., Kicklighter, D., Kienert, H., Matsumoto, K., Mokhov, I. I., Monier, E., Olsen, S. M., Pedersen, J. O. P., Perrette, M., Philippon-Berthier, G., Ridgwell, A., Schlosser, A., Schneider Von Deimling, T., Shaffer, G., Sokolov, A., Spahni, R., Steinacher, M., Tachiiri, K., Tokos, K. S., Yoshimori, M., Zeng, N., and Zhao, F.: Long-Term Cli-

mate Change Commitment and Reversibility: An EMIC Intercomparison, *Journal of Climate*, 26, 5782–5809, doi:10.1175/JCLI-D-12-00584.1, <http://journals.ametsoc.org/doi/abs/10.1175/JCLI-D-12-00584.1>, 2013.