

1 **Oikos 2007**

2 **Do males matter? The role of males in population dynamics**

3 Daniel J. Rankin & Hanna Kokko

4 Laboratory of Evolutionary and Ecological Dynamics, Department of Biological and

5 Environmental Science, University of Helsinki, Finland

6 **Correspondence:**

7 Daniel J. Rankin, Laboratory of Evolutionary and Ecological Dynamics, Department

8 of Biological and Environmental Science, University of Helsinki, P.O. Box 65

9 (Viikinkaari 1), FIN-00014 Helsinki, Finland

10 tel + 358-9-1915 7866

11 fax +358-9-1915 7694

12 E-mail: daniel.rankin@helsinki.fi

1 **Abstract**

2 Models of population dynamics generally neglect the presence of males. While this
3 assumption holds under many circumstances, behavioural ecology increasingly tells
4 us that the presence (or absence) of males may have an impact on female fitness, and
5 hence population sizes. Here we ask the question of whether males matter to
6 population dynamics, operationally defined as a dependency of population growth on
7 the relative density of males. We provide simple models, and evaluate the current
8 empirical evidence for them, that illustrate various mechanisms of such male
9 influence: mate searching behavior, male resource use (including effects of sexual
10 dimorphism), sexual harassment and sexual segregation. In each case, theory predicts
11 that males can have an effect on population densities, and in some extreme cases a
12 positive feedback between an increasingly male-biased sex ratio and the effects on
13 female harassment may theoretically even bring about population extinction. The
14 results of this study, and the literature reviewed, show that the males can have a
15 substantial effect on population dynamics, particularly so when human influences
16 result in biased sex ratios.

17 **Key words:** Population density, sexual selection, sexual conflict, mate finding, male
18 resource use, sexual harassment, density dependence

1 **Introduction**

2 The majority of population dynamical models only view the population from the
3 female point of view (Caswell 2001). This assumption makes life rather simple, and
4 allows for mathematical tractability in more complicated models of populations (May
5 1976). The logic behind the assumption is that males will be born and die at the same
6 rate as females. This means that the sex ratio is always even, and the female density
7 therefore constitutes half of the total population density.

8 The assumptions used in single-sex models hold under limited conditions, where
9 models assume that male availability does not limit female reproduction, the sex-ratio
10 is even, and male life history does not differ from that of females (Caswell and Weeks
11 1986, Lindström and Kokko 1998, Engen et al. 2003). If such assumptions are
12 fulfilled, a model incorporating two sexes will always produce a total population that
13 is twice the number of females, rendering the explicit incorporation of males
14 unnecessary. If the presence and behaviour of males does have a discernible influence
15 on population equilibria or stability, one-sex population models should be abandoned
16 in favour of two-sex models, particularly when thinking about conservation (Saether
17 et al. 2004) or biological control programmes (Ferguson et al. 2005, Schliekelman et
18 al. 2005).

19 It is now increasingly recognised that the presence and behaviour of males may matter
20 to population processes. Even in a 'null model' in which males do not impact female
21 fitness directly, if male and female numbers contribute equally to density-dependence
22 removing males will increase the population density as there will be more room for
23 females (e.g. Clutton-Brock et al. 2002). Table 1 details other ways in which males

1 may have a positive or negative effect on population densities. This can occur, for
2 example, through sexual harassment of females, males having a larger influence on
3 resource availability than females, and a lack of males being a limiting factor in
4 female fertilisation (Myerud et al. 2002, Møller 2003, Bessa-Gomes et al. 2004).
5 Behaviour related to mate choice has been shown to have an influence on population
6 processes (Doherty et al. 2003, Kokko and Brooks 2003, Møller 2003, Morrow and
7 Pitcher 2003) and recent studies have examined whether different mating systems can
8 play a role in the extinction risk of a population (Milner-Gulland et al. 2003, Bessa-
9 Gomes et al. 2004, Le Galliard et al. 2005).

10 Here our aim is to provide an overview of various mechanisms of how males may
11 “matter” to the growth of populations. As an operational definition, males “matter” if
12 population growth at a given female density depends on the relative density of males.
13 We will present simple two-sex models of population growth, using equilibrium
14 population densities to illustrate the point that male effects on dynamics are not
15 transient but will impact carrying capacities. We review empirical studies, in each
16 case assessing how likely it is to encounter scenarios where ‘males matter’ in natural
17 populations, and whether there is a sense in which we can state these effects to be
18 ‘positive’ or ‘negative’.

19 **Mate finding and sperm limitation**

20 When considering whether or not males matter we must first think about various
21 factors which influence their presence in natural populations. There are many
22 biological and anthropogenic factors which can influence the sex ratio. Local mate
23 competition (Hamilton 1967), temperature in poikilotherms (Janzen and Paukstis

1 1991), and male killers such as *Wolbachia* (Dyson and Hurst 2004) can influence the
2 number of males born, and therefore the adult sex ratio. Perhaps much more
3 commonly, the adult sex ratio will also be biased if males follow different life history
4 schedules than females (e.g. due to lack or presence of paternal investment, or
5 mortality due to male-male contests and costly sexually-dimorphic ornaments). While
6 these natural causes can influence population dynamics, understanding the dynamics
7 becomes especially important if humans influence the sex ratio, for example through
8 selective hunting of males.

9 In many models in both sexual selection and population ecology, it is frequently
10 assumed that female reproduction is not limited by the number of males (e.g.
11 Andersson 1994, Caswell 2001). In models of sexual selection, for example, it is often
12 females who are limiting and the assumption that a female will always find a mate is
13 widespread throughout the literature (but see Kokko and Mappes 2005). However,
14 examples are accumulating that male ejaculates are not always cost-free to produce,
15 and females can consequently become sperm limited (Wedell et al. 2002).

16 How likely is it that this limitation also has population-level consequences? Models
17 that consider strictly monogamous populations suggest that population dynamics will
18 be very sensitive to alterations in the sex ratio (Bessa-Gomes et al. 2004), and any
19 process that removes males under monogamy could thus have disastrous effects on
20 populations. Strict monogamy is, however, rare across taxa, and it is therefore
21 important to examine how strong sperm limitation has to be before it has considerable
22 population-level consequences. We illustrate the logic with a simple model of the
23 dynamics of a sexual population, with densities of both males and females specified
24 as M and F , respectively. For simplicity, we consider a continuous-time setting. The

1 density dependent death rates of males and females are written as g_M and g_F ,
 2 respectively. Birth will depend on the primary sex ratio r , the maximum birth rate of a
 3 fully fertilised female b , weighted by the probability that a given female will be
 4 fertilised. The general dynamics of males and females is therefore

$$\begin{aligned}
 \frac{dM}{dt} &= f(F, M)brF - g_M(F, M)M \\
 \frac{dF}{dt} &= f(F, M)b(1-r)F - g_F(F, M)F
 \end{aligned}
 \tag{1}$$

6 where birth depends, most importantly, on the number of females and the fertilisation
 7 probability $f(F, M)$, but will also be affected by the number of males M and thus by the
 8 primary sex ratio r . Density dependent death is given by the function $g_i(F, M)$
 9 where i represents the mortality of either males (M) or females (F), and will depend
 10 on the total number of individuals in the population, i.e. both F and M .

11 Assuming that males and females consume identical amounts of resources, we can
 12 write the death rate as a function of the sum $M+F$. The simplest function is of the
 13 form $g_i(F, M) = (M + F)\delta_i$, where the death rate δ_i can be sex-specific and the
 14 overall death rate increases linearly with the addition of each male and female in the
 15 population.

16 Fertilization success depends on how efficiently individuals search for mates. Here we
 17 opt for a simple function, which describes the probability of a given female being
 18 fertilised as a function of sex ratio as $f(F, M) = x/(x + c)$ (Figure 1a), where x is the
 19 adult sex ratio (ASR, the proportion of adult males in the population). As the relative
 20 density of males decreases, so does the per capita fecundity. Such a function has been

1 found when males are severely limiting (Milner-Gulland et al. 2003). The shape of the
2 function is determined by c . Very low values of c are likely to be more realistic, as we
3 can assume that sperm limitation only comes in to play when there are very few males
4 (Milner-Gulland et al. 2003), but we also consider other shapes of this function.

5 Figure 1b shows the how the primary sex ratio (proportion of males) affects the
6 carrying capacity. It can be seen that male-biased sex-ratios result in lower population
7 densities. However, under high sperm limitation, female-biased sex ratios can also
8 reduce population density as fewer females are fertilised. This depends on the
9 efficiency with which males can fertilize females. Even if sperm limitation does not
10 limit populations at all (i.e. $c = 0$), a male-biased sex-ratio will still result in a linear
11 decline in density, due to there being less “space” for females (Clutton-Brock et al.
12 2002).

13 Unsurprisingly, the efficiency with which the two sexes find each other (parameter c)
14 has a strong effect on population performance. An assessment of how often sperm
15 limitation truly influences population growth therefore requires estimating functions
16 depicted in Figure 1a. In many instances, population growth appears to be sustained
17 despite very low relative male densities, suggestive of a very low c . Extreme sex-ratio
18 biases due to factors such as male killers provide clear examples: in the butterfly
19 *Hypolimna bolina*, male-killing *Wolbachia* has been found to dramatically decrease
20 the number of males by manipulating females into only producing other females. As a
21 result of this, the population of butterflies in western Samoa has been found to have
22 1.1% males in the population (Dyson and Hurst 2004). As the population still remains
23 viable, such an extreme sex-ratio bias suggests that a very small number of males can

1 fertilise a large number of females.

2 Still, the butterfly study documented significant declines (averaging 57%) in female
3 fecundity when persisting with *Wolbachia* (Dyson and Hurst 2004). Less extreme
4 polygynous examples have also yielded evidence for sensitivities to sperm limitation.
5 The problem is perhaps best studied in ungulates, and here the conclusions vary:
6 despite the lack of male parental care, per *capita* female reproduction suffers in some
7 species when the sex ratio becomes female-biased (Kokko et al. 2001, Mysterud et al.
8 2002). It is noteworthy that management options usually include targeting males, both
9 because of their larger size and potential for trophy hunting, and for the sake of
10 sparing females to produce young. However, such a management strategy is based on
11 the ability of males to fertilize many females, and this may push the sex ratio at which
12 maximal offspring production occurs very close to the threshold under which sperm
13 limitation has a sudden and severe impact on population growth (Kokko et al. 2001).
14 A spectacular example has occurred in the Saiga antelope, where selective hunting of
15 males has led to a reduction in male density to the point where many females have
16 become unable to find a mate, reducing the population density to dangerously low
17 levels (Milner-Gulland et al. 2003).

18 Since female fitness is strongly determined by her own offspring production, any
19 problems related to sperm limitation should provoke an evolutionary response in
20 females. To alleviate problems of sperm limitation, we may expect females to evolve
21 adaptations ranging from appropriately reduced choosiness (Kokko and Mappes 2005)
22 to pheromone production (Svensson 1996). However, as the Saiga antelope example
23 shows, the efficiency of such mechanisms can be seriously compromised when novel
24 environmental scenarios are encountered, and such cases may be common if

1 populations currently exist at lower densities than they have typically encountered
2 during their evolutionary history (Kokko and Mappes 2005). At present, it is perhaps
3 therefore best concluded that sperm limitation is a possible mechanism through which
4 “males matter”, although the conclusion from the model and empirical evidence
5 would suggest that the effect will be weak in the absence of highly skewed ratios (e.g.
6 Milner-Gulland et al. 2003). The abruptness of the relationship between fecundity and
7 relative male density (Fig. 1a) makes it a difficult but important function to estimate
8 empirically.

9 **Male mating strategies**

10 As well as the problems of finding a mate, female fitness itself may be directly and
11 negatively affected by the behaviour of males in the population. Sexual conflict,
12 loosely defined as occurring when males and females do not share a common interest
13 (Chapman et al. 2003, Arnqvist and Rowe 2005, Tregenza et al. 2006), can reduce
14 female fitness through factors such as male harassment (e.g. Réale et al. 1996). A
15 consequence of anisogamy is that it is often more advantageous for males to mate
16 multiply than for females (reviewed in Kokko et al. 2006). Increased mating rates may
17 cause a reduction in female fitness through male harm, but whether this has
18 population consequences is debated (Kokko and Brooks 2003, Rowe and Day 2006).

19 The extent of male harassment will depend on the mating rate (Arnqvist et al. 2005),
20 which in turn may be profoundly influenced by both the sex ratio (Le Galliard et al.
21 2005) and the density of individuals (Kokko and Rankin 2006). Altering the sex ratio
22 or density of males in the population could increase the extent to which harassment
23 affects population processes, and thus bears examination in the context of this paper.

1 If there are costs of mating, these will depend not only on the sex ratio and density of
2 individuals, but will be inextricably linked to the mating system; if matings impose
3 costs on females, those mating with only one male should suffer less than multiply
4 mating females.

5 We therefore extend the simple model above to account for male harassment. The
6 same assumptions about both males and females apply as above. However, now we
7 introduce the function h to describe additional female mortality due to male
8 harassment. The dynamics are now described by the following equations:

$$9 \quad \frac{dM}{dt} = rbF - g_M(F, M)M \quad (2a)$$

$$10 \quad \frac{dF}{dt} = b(1-r)F - g_F(F, M)F - h(F, M)F \quad (2b)$$

11 Equations 2a and 2b describe the dynamics of both males and females, respectively.
12 The first expressions deal with birth, and the latter deal with death, in a manner
13 similar to equation (1). In this model we are interested in how the mating rate affects
14 female survival, and so we must take into account the fact that an increasing mating
15 rate has a negative impact on survival. The *per capita* mortality h due to harassment
16 of females is determined by the density of males and females, and we provide an
17 example that makes use of the following function:

$$18 \quad h(F, M) = k \left(\frac{M}{(1-\alpha)F + \alpha} \right)^\gamma \quad (3)$$

19 Here k scales the intensity of harassment. One could envisage that the harassment

1 experienced by females depends either on the sex ratio or, alternatively, more directly
2 on male density irrespective of the number of males per female. To be able to model
3 either extreme as well as intermediate cases, we include the parameter α that
4 measures the extent to which the mating system depends on either sex ratio or male
5 density ($\alpha = 0$ denotes a sex-ratio determined mating system, and $\alpha = 1$ denotes a
6 mating system determined by male density). The parameter γ determines how strongly
7 harassment depends on either of the factors mentioned above. When $\gamma = 0$, then
8 harassment occurs independently of either the proportion or number of males in the
9 population.

10 The model can be investigated for varying levels of male mortality δ_M (Figure 2). As
11 male mortality decreases, the population becomes more male-biased, and there is an
12 increase in female mortality which causes the overall population size to decline
13 (Figure 2a). The model described here incorporates a positive feedback between male
14 density and population density (Crespi 2004); the more males there are in the
15 population, the more females will suffer from harassment females. This reduces the
16 number of females in the population relative to males, which increases the level of
17 harassment, and the process may continue until population persistence is threatened.
18 The final outcome depends on the mating system (Figure 2a). Catastrophic outcomes
19 can occur if the mating system is influenced more strongly by the proportion of males
20 in the population, rather than absolute density. This results in the complete extinction
21 of the population, where harassment drives reaches disproportionate levels where the
22 population can no longer be sustained (Figure 2a, III). This is in stark contrast to the
23 somewhat unrealistic case where the level of harassment is independent of the
24 proportion or density of males ($\gamma = 0$, Figure 2a, I). In this case the population density

1 remains unchanged regardless of the density of males; in such a case an asexual
2 approximation would be appropriate.

3 As discussed above, our model shows that the results of harassment should depend
4 very much on the extent to which the mating rate depends on the sex ratio or
5 population density. This has long been realised in behavioural ecology, and several
6 studies of sexual conflict have manipulated male harassment by simply altering the
7 sex ratio (e.g. Holland and Rice 1999, Wigby and Chapman 2004). Obviously,
8 manipulating the mating rate is one way in which females can reduce the impact of
9 male harassment (Arnqvist and Nilsson 2000), and in systems in which sexual conflict
10 is prevalent, an increase in the mating rate will impose more costs on the females,
11 subsequently reducing population density. If costs increase with mating rate, females
12 are predicted to mate at an intermediate rate in order to maximise their fitness
13 (Arnqvist and Nilsson 2000).

14 A similar result to that shown in Figure 2 has been studied in the common lizard
15 *Lacerta vivipara*. By simply manipulating the adult sex ratio, Le Galliard and
16 colleagues found that male-biased populations were much more prone to sexual
17 conflict than were female-biased populations (Le Galliard et al. 2005). Comparing
18 female and male biased populations, the authors found a severe decline in both female
19 survival and fecundity under male bias (Le Galliard et al. 2005). A greater rate of
20 injury to females, revealed by a higher number of mating scars, gave strong support to
21 the prediction that more males would lead to more harassment. If a higher relative
22 density of males in a population increases female mortality, then the sex-ratio should
23 become more male-biased in the future, perpetuating a high level of harassment in the
24 population. A model revealed that if such harassment continued, the positive feedback

1 between male density and decline female densities could ultimately result in the
2 population would be driven extinct within 40 years (Le Galliard et al. 2005).

3 The resulting extinction may be seen as something analogous to the tragedy of the
4 commons (Hardin 1968, Rankin and Kokko 2006), as it is to the male's advantage to
5 compete for females, even if this reduces female survival. While there have been a
6 number of studies examining the influence of sexual selection in general on
7 population density and extinction risk (reviewed in Kokko and Brooks 2003), to our
8 knowledge this is the first looking at the population-level consequences of sexual
9 conflict as a result of sex-ratio manipulations.

10 The extent to which sexual conflict affects population processes is still in its infancy.
11 The study of Le Galliard and colleagues (Le Galliard et al. 2005) remains unique, in
12 that it explicitly considers the population consequences of male harassment. However,
13 the capacity for such consequences is large, as there are many examples in the
14 literature of how males can affect female fitness through various mating strategies.
15 Males of red-sided garter snakes *Thamnophis sirtalis parietalis* which are too eager to
16 mate can end up strangling the females, a factor which no-doubt increases female
17 mortality (Shine et al. 2001). In feral sheep, sexual harassment by males has also been
18 shown to increase female mortality during the mating season (Réale et al. 1996).

19 One of the most curious examples of sexual conflict is the spiked penis of the been
20 weevil *Callosobruchus maculatus* (Crudgington and Siva-Jothy 2000). It is known
21 that these spines puncture the female reproductive tract during mating, and it has been
22 suggested that females kick males to reduce the cost of mating (Crudgington and
23 Siva-Jothy 2000). One study found that the spines may have evolved as a side-

1 adaptation, rather than to aid males in sperm competition, demonstrated by the fact
2 that preventing females from kicking during their second copulation did not make the
3 second mates more successful in sperm competition (Edvardsson and Tregenza 2005).
4 The role of female counteradaptations is clearly underexplored. Female resistance
5 may itself incur fecundity or survival costs through investment in avoidance strategies
6 (Croft et al. 2006), and thus it may not be sufficient enough to buffer the effect of
7 male harm on population densities.

8 The prevalence of sexual conflict in the animal kingdom leads to the inevitable
9 question of how male harassment can persist, given that it has the potential to impose
10 extreme costs on the population. Population ecology itself may offer one explanation.
11 If males can have a negative effect on population density, then they effectively change
12 the environment under which selection operates (Kokko and Rankin 2006). The
13 reduction in the absolute numbers of males and females may make it less
14 advantageous for males to attempt to monopolise females, resulting in less overall
15 sexual harassment, and a lesser impact on population processes. However, empirical
16 evidence is so far both limited and conflicting (Kokko and Rankin 2006). There is
17 also the question whether males can exhibit sufficiently fast evolutionary responses to
18 counteract a process that occurs over ecological time (Figure 2). The feedback
19 between population processes and behaviour may be an important factor influencing
20 the behaviour, and further study is much needed.

21 Mating with many partners inevitably increases the risk of contracting sexually
22 transmitted diseases (STDs), a factor which can be seen as having the same effect as
23 male harassment when it reduces female lifespan or fecundity. The model presented
24 above can also be interpreted in terms of the risk to a female of contracting a sexually

1 transmitted disease, where a higher mating rate will lead to more individuals
2 becoming infected with STDs, and thus a lower population density. Sexually
3 transmitted diseases are often expected to be more prevalent in females than in males,
4 mainly due to the variance in male reproductive success that leaves some males
5 without a chance to mate (Thrall et al. 2000). The sex of a host can also make a
6 difference to the transmission of parasites, thus male behaviour can also matter in the
7 spread of disease in general and not just in the context of STDs (Skorping and Jensen
8 2004).

9 *Infanticide*

10 Another way in which male behaviour may negatively affect female fitness is
11 infanticide. In the above examples we have seen that removing males can, under some
12 circumstances, lead to higher population densities through freeing resources and
13 reducing the level of harassment of females. Even though infanticide when performed
14 by males is a 'negative' behaviour in terms of population performance, it differs from
15 the earlier examples in that it can increase when males are removed. Killing males can
16 result in male replacement, and the replacing male may kill the offspring of any
17 previously present males in order to increase his reproductive success (Swenson et al.
18 1997, Møller 2004, Whitman et al. 2004). Selective hunting of males has been shown
19 to result in infanticide in both brown bears (*Ursus arctos*) and African lions (*Panthera*
20 *leo*). In lions, removing a male typically makes a coalition more vulnerable to a
21 takeover by an outside male (Whitman et al. 2004). When this happens, the incoming
22 male will typically evict all older male lions, and kill all cubs under 9 months old
23 (Whitman et al. 2004).

1 Modelling the impact of infanticide on population density suggests that an increase in
2 infanticide caused by removing males from the population can increase the risk of
3 population extinction (Whitman et al. 2004). However, this result depends on the age
4 of the males that are hunted, and reducing the hunting of younger males should allow
5 them to rear a cohort of young, reducing the prevalence of infanticide (Whitman et al.
6 2004). In brown bears, infanticide caused by selective hunting can lead to a dramatic
7 decline in cub survival (Swenson et al. 1997). Comparing populations with and
8 without selective hunting of males revealed suggested that infanticide was responsible
9 for reduced cub survival, which led the author's to predict that removing one adult
10 male from the population was equivalent to killing between 0.5 and 1 female
11 (Swenson et al. 1997). Hunted populations of bears are predicted to be highly
12 susceptible to population extinction (Wiegulus et al. 2001), and infanticide may be one
13 important factor of this. Finally, there is experimental support for the importance of
14 infanticide in shaping population dynamics: a field experiment in which male root
15 voles (*Microtus oeconomus*) were removed nearly halved population growth
16 (Andreassen and Gundersen 2006).

17 Infanticide, in combination with the possibility of sperm limitation, could exacerbate
18 the effects of selectively hunting males, as fecundity is reduced both by decreasing the
19 probability that a female is fertilized and an increased likelihood of infanticide. In the
20 barn swallow, *Hirundo rustica*, for example, male quality was negatively associated
21 with the degree of infanticide in the population due to the ability of males to defend
22 nests against infanticidal males (Møller 2004). However, the same study also found
23 that, at lower population densities, infanticide was less prevalent, most like due to a
24 relatively higher proportion of males that are able to find a mate (Møller 2004). Such

1 a density-dependent effect could potentially reduce the risk that infanticide poses to
2 the population by reducing its prevalence as the population approaches low density
3 (see also Kokko and Rankin 2006).

4 *Not all males are nasty*

5 As a caveat, it should be noted that males can also influence female fitness in a
6 positive way, by providing direct benefits for females they mate with (Møller and
7 Jennions 2001). In this paper we have contrasted the fundamental reason why females
8 require males, i.e. their fertilization ability, with several potential negative effects that
9 males can have on female fitness.

10 In species with biparental care (Trivers 1972), removing the social mate can have
11 particularly negative impacts, as the social mate is probably the only male willing to
12 provide paternal care, and he may also defend the female against other male intruders
13 (Sergio and Bogliani 2001). It has been shown that male parental care can increase the
14 survival and number of offspring (Johnson et al. 1993, Reid et al. 2002, Wright 2006).

15 Consider a case where a single-parent brood has lower survival than a brood
16 biparentally cared for. Despite a trade-off between abandoning a nest and offspring
17 survival, females may benefit by abandoning a brood to nest elsewhere if this allows
18 them to found a new nest (Székely and Cuthill 2000). Thus, if females use male
19 parental care efforts in this way, the reproductive output of the population could
20 significantly increase: such a solution is possible if two parents caring each for their
21 own brood (as, for example, in some shorebirds) result in more surviving offspring
22 than two parents caring for the same brood. In general, removing males can have a

1 significant influence on population recruitment in species with paternal or biparental
2 care.

3 Males can also provide direct benefits to females through substances transferred in
4 seminal fluids (Møller and Jennions 2001). Because of this, females mating at
5 intermediate mating rates may have lower fitness than those with higher mating rates,
6 as they miss out on the beneficial nuptial gifts provided by males (Arnqvist et al.
7 2005). For such situations, we look at the case when $k = -1$, in the model presented by
8 equation 2, to look at how increased mating may increase female fecundity through
9 direct benefits provided by males (figure 2b). In such a case, we find that density
10 increases with the proportion of males, and again this depends on whether the mating
11 rate is based on the sex ratio or the absolute density of males. Interestingly, after a
12 certain amount of male mortality, male deaths no longer have a discernable influence
13 on the absolute density, suggesting that the effects of direct benefits are mostly
14 important when there are very many males in the population (figure 2b).

15 **Sexual dimorphism and resource use**

16 In Figures 1 and 2, we assumed a simple form of density dependence in which males
17 and females had equal effects on the carrying capacity: adding one individual of either
18 sex diminishes resource availability equally between both sexes. However, sexual
19 selection often leads to size dimorphism (Fairbairn 1997). In birds and mammals,
20 males are often larger than females, while female-biased sexual size dimorphism
21 (hereafter SSD) predominates among invertebrates and poikilothermic vertebrates
22 (Fairbairn 1997). Assuming that males and females use the same niche, resource use
23 increases with body size, and the resource in question plays a central role in density

1 dependence, we can expect that sex ratios will have an effect on resource availability
 2 and hence the growth rate of a population, with obvious management implications
 3 (e.g. Langvatn and Loison 1999, Matsuda et al. 1999, Clutton-Brock et al. 2002).

4 We can illustrate this phenomenon using the model above (equation 1). For
 5 simplicity, we shall now assume that sperm is not limiting, and that therefore $f(F,M) =$
 6 1. Equation 1 can still be used to describe the dynamics, but $g_i(F,M)$ is now written as
 7 $g_i(F,M) = (\theta_M M + \theta_F F) \delta_i$, where θ represents the effect of males and females on
 8 the carrying capacity. We can scale θ_M and θ_F so that they are relative to each other:
 9 $\theta = \theta_M / \theta_F$, so the function becomes $g_i(F,M) = (\theta M + F) \delta_i$. This allows us to re-
 10 write equation 1 as:

$$\begin{aligned}
 \frac{dM}{dt} &= brF - (\theta M + F) \delta_M M \\
 \frac{dF}{dt} &= b(1-r)F - (\theta M + F) \delta_F F
 \end{aligned}
 \tag{4}$$

12 If sexes do not differ in their mortalities, we predict that high values of θ diminish
 13 equilibrium population sizes: male-biased sexual size dimorphism has a negative
 14 effect on populations (Figure 3a). However, large body size often also means higher
 15 mortality under resource limitation. Males that allocate disproportionately to
 16 ornaments or weapons, are larger, or behave more aggressively than females put
 17 themselves at risk (Kodric-Brown et al. 2006, Møller and Nielsen 2006). There is
 18 indeed evidence for greater sensitivity of males to poor conditions, that often
 19 correspond to high density (e.g. Gaskin et al. 2002, Kokko and Rankin 2006). Hence
 20 any effect of a difference in resource consumption may be buffered by males dying

1 off at a larger rate than females at higher densities (Figure 3b).
2 Kokko & Brooks (2003) showed in a similar model that increased male vulnerability
3 can increase population sizes when males consume a larger proportion of resources
4 than females. This will compensate for their negative effect on population growth, and
5 may even mean that strong male-biased SSD increases equilibrium population sizes
6 compared with a one-sex model (Figure 3b). The equivalent effects happen with
7 female-biased SSD, but as a mirror image: if large females die at high density due to
8 their high energy requirements, the resulting male-biased populations do not allow
9 high population growth, and the population will equilibrate sooner (i.e. at lower
10 density).

11 How likely are strong effects of SSD on population growth? The question of male vs.
12 female resource use has been most extensively studied in ungulates (for a review see
13 Mysterud 2000), where resource use differences can be strong and they also pose
14 interesting management questions as hunters are mostly interested in males (Clutton-
15 Brock et al. 2002). For example, in a study of moose *Alces alces*, a strong correlation
16 between sex-ratio and population density was observed, and it was found that males
17 were smaller when sex-ratios were more female biased (Solberg and Saether 1994).

18 Other taxa appear to have attracted less interest in this respect, but given the ubiquity
19 of SSD, resource use should provide ample opportunities for study. For example, an
20 interesting case is provided by hermit crabs *Diogenes nitidimanus* that rely on sand
21 snail shells (*Umbonium moniliferum*) for shelter (Asakura 1995). Male crabs are
22 larger than females, and appear to be less discriminating in their shell use. Males also
23 seem to be stronger intraspecific competitors for vacant shells than females, which

1 may restrict female growth as shell-limited individuals restrain growth until a larger
2 shell is available. Males, however, also have higher mortality, which may indicate
3 greater sensitivity to shell-limitation stress, and the natural populations are
4 consequently female-biased (Asakura 1995).

5 However, the situations depicted by Figures 3a & b do not form an exhaustive list of
6 the possible effects of resource use of males and females. Below, we review prospects
7 and evidence for population effects of two further factors that can influence resource
8 use: correlated responses to selection, and sexual segregation.

9 *Female traits as correlated responses to selection on males*

10 Sexually selected traits are characteristics that improve the access to reproductive
11 partners. Unless both sexes suffer from limited access to mates (e.g. due to low
12 mobility), such selective pressures should be felt by one sex only. However, perfect
13 sex-limited expression of traits does not evolve easily in an instant. Many traits, body
14 size included, are influenced by multiple loci, and selection pressure in one sex often
15 produces a correlated response in the other, leading to a deviation from the optimal
16 trait size in both sexes (e.g. Chippindale et al. 2001). Such correlations can break
17 down over time, but significant evolutionary lags are often expected (Rhen 2000).
18 Consequently, females can exhibit traits that are suboptimal regarding female
19 reproductive performance. This can be hypothesized to have a negative impact on
20 population growth, but we are not aware of any studies explicitly testing the idea.

21 There is evidence, however, for some of the components of the hypothesis: in the case
22 of body size with male-biased SSD, females can evolve to be larger as a correlated
23 response (Fairbairn 1997, Andersson and Wallander 2004). Large body size

1 typically implies small growth rates (“slow-fast” life history continuum, e.g. lizards:
2 Clobert et al. 1998), birds: (Saether and Engen 2002, Saether et al. 2002), and this
3 remains true even in fishes despite the fact that largest-bodied females often have the
4 highest fecundity (Goodwin et al. 2005, Reynolds et al. 2005). Large body size also
5 correlates with low population densities across many taxa (Colinvaux 1978,
6 Blackburn and Gaston 1999, Saether and Engen 2002). In principle, negative effects
7 of other sexually selected traits could have similar effects on population performance,
8 but we are not aware of any studies showing this, and moreover, it often requires
9 careful experimentation to test whether the expression of a sexually selected trait in a
10 female is a correlated response to selection on males, or an independently adaptive
11 trait (e.g. Emlen et al. 2005).

12 **Sexual segregation**

13 For simplicity, our models (Figures 1-3) ignore the possibility of sexual segregation in
14 niche use. Given the often markedly different body sizes of females and males, it is
15 perhaps surprising that their feeding niches are so often identical: for example, in a
16 study of shorebird sexual dimorphism, this fact allowed Székely et al. (2004) to use
17 bill length as a variable that is subject to functional selection pressure rather than
18 sexual selection. The Huia bird (*Heteralocha acutirostris*) is an example of a species
19 where bill shape and length differ widely between the sexes, the female’s bill being
20 long and curved, the male’s strong and short. This does not necessarily mean that the
21 feeding niches evolved to be separate, however: it has been hypothesized that the bird
22 foraged in pairs, the male breaking up rotting tree trunks and the female gaining
23 access to insect prey using the thin curved bill.

1 Sadly, empirical tests can no longer be performed as the species only persisted in New
2 Zealand until the early 20th century (<http://www.terranature.org/huia.htm>). Still, the
3 uniqueness of Huia type bill dimorphism does pose the question why vertebrate
4 species do not more often opt for wholly divergent foraging options for males and
5 females. Extreme sexual size dimorphism in some fishes form perhaps the best
6 examples (in extreme cases, dwarf males merge with females, e.g. Pietsch 2005). In
7 general, invertebrates show perhaps better examples of drastic resource partitioning
8 between the sexes than vertebrates. Males and females of the Mediterranean hermit
9 crabs *Calcinus tubularis* differ dramatically in their shelter use. Males use loose
10 shells, and females inhabit attached tubes (Gherardi 2004), and this resource
11 partitioning reduces competition between the sexes. In insects, adult stages often
12 differ in their feeding habits. For example, females of most mosquito species need
13 vertebrate blood to form eggs, while both sexes feed on nectar (Foster 1995). Whether
14 this has population dynamic consequences is unclear, however, as the dynamics of
15 many insect populations is largely determined in the larval stage.

16 Milder forms of differentiated resource use (ecological segregation) between the sexes
17 appears common in vertebrates, however (e.g. Mysterud 2000). For example, both
18 sexes of southern giant petrels (*Macronectes giganteus*) feed mainly on penguin and
19 seal carrion, but the smaller females also feed extensively on fish, squid and
20 crustaceans (Forero et al. 2005). Sexual segregation refers to situations where males
21 and females can in principle utilize the same resource, but the sexes differ
22 behaviourally such that their resource utilization patterns become different. This has
23 implications for population growth as well as correct estimation of vital rates and
24 resighting probabilities (Härkönen et al. 1999). There is an ongoing debate on the

1 reasons behind segregation, particularly in ungulates (Ruckstuhl and Neuhaus 2006),
2 but possibilities across taxa are likely to extend beyond the ‘social selection’ and
3 ‘activity budget’ hypotheses mostly discussed in the ungulate literature.

4 A likely determinant of sexual segregation is that males (particularly when they are
5 the larger sex) are also behaviourally dominant, and drive females into using poorer
6 microhabitats. Good evidence for this exists e.g. in wintering migratory birds: stable
7 isotope studies have revealed that male American redstarts *Setophaga ruticilla* occupy
8 the best (mangrove) habitat, forcing females and juveniles to over-winter in sites
9 (inland scrub) that do not allow for good performance (Marra 2000). An experiment
10 that removed old, dominant males led to females and juveniles upgrading to
11 mangrove. These birds maintained body mass from winter to spring, departed earlier
12 on spring migration, and returned at a higher rate in the following winter (Studds and
13 Marra 2005). On a larger spatial scale, the wintering areas of many birds are
14 segregated, so that the distances migrated can differ significantly between the sexes
15 (Myers 1981, Cristol et al. 1999, Nebel et al. 2002). This can occur over oceans too:
16 Black-browed albatross *Thalassarche melanophrys* females over-winter several
17 degrees further north and west than males (Phillips et al. 2005), as do female giant
18 petrels (Gonzalez-Solis et al. 2000). Whether this relates to site quality is unclear, but
19 in the case of female giant petrels, their longer trips and foraging further west forced
20 them into areas with more long-line fishing (a significant human-induced mortality
21 risk, Gonzalez-Solis et al. 2000).

22 A mammalian study also shows a counterexample where males are forced into poorer
23 habitats despite male-biased sexual size dimorphism: most males of Galapagos sea
24 lions (*Zalophus californianus wollebaeki*) have to use suboptimal inland habitats, due

1 to a combination of strong intrasexual selection and female avoidance of male
2 harassment (Wolf et al. 2005). Avoidance of sexual harassment probably deserves
3 much more attention as a factor influencing the spatial distribution of individuals (e.g.
4 Agrillo et al. 2006), yet unlike the sea lion example, in general it does not guarantee
5 that females have access to superior habitats. In guppies, sexual harassment has been
6 shown to drive females into areas of high predation risk (Croft et al. 2006). Males,
7 being the more vulnerable sex in the presence of predators, avoid these dangerous
8 areas, which highlights the complexity of ways in which sexual dimorphism can
9 impact female fitness.

10 Sexual segregation may diminish the effect of males on population densities, as
11 resource partitioning means that males and females will not be in direct competition
12 for resources. However, this conclusion is reversed if segregation occurs as a result of
13 dominant males who prevent females from using preferred resources. Ours is not
14 meant to be an exhaustive list of sexual segregation and the associated differences in
15 habitat or resource use, but it highlights the various possibilities how intraspecific
16 competition can alter the resources available to female reproduction. Insofar this
17 means poorer resources for females, the effect of males is likely to be negative; if this
18 leads to higher mortality of females too, the effect might be amplified, as females then
19 have to compete for resources in a male-biased population.

20 **Discussion**

21 We have shown that males can have a diverse range of effects on models of
22 population density: resource use alone predicts that the relative density of males will
23 often influence population growth, and there are several other mechanisms that imply

1 that “males matter”. The direction of the change depends on the behaviour of the
2 sexes, and the extent to which each sex contributes to density-dependent processes.
3 There are many instances where the removal of males appears to have little effect on
4 population persistence, indicated by examples such as extreme sex ratio bias in the
5 face of male killing *Wolbachia* (Dyson and Hurst 2004), or the simple observation
6 that populations subjected to selective harvesting of males can be sustainable if it is
7 not excessive (Milner-Gulland and Lhagvasuren 1998). However, persistence does not
8 mean that population growth has not been impacted: in the example of butterfly
9 system subject to *Wolbachia*, dearth of males caused a 57% reduction in average
10 female fecundity (Dyson and Hurst 2004).

11 The importance of males in population dynamics is not limited to conservation action.
12 Malarial pest control programmes have mostly focused on the biology of the female,
13 and taking male biology into account can bring valuable information to help control
14 the disease (Ferguson et al. 2005). As such, functions should be considered as
15 plausible examples representing biological control programmes have benefited by
16 factoring males into population dynamics, and the realisation of the role males may
17 play in population dynamics obviously has potential benefits in both pest control
18 (Ferguson et al. 2005, Schliekelman et al. 2005) and conservation biology. Males
19 have also been an important factor in recent demographic studies on humans (e.g.
20 Löfstedt et al. 2004). A result of the one-child family policy in China, for example,
21 has resulted in a higher number of abortions of female foetuses relative to male
22 foetuses, a factor which has resulted in strong male-bias in some areas (Löfstedt et al.
23 2004, Hesketh et al. 2005). The results of this may be just as severe for human
24 populations as they are for animal populations, especially with regard to male

1 harassment of females and the socio-economic problems that male populations bring
2 to society (Hesketh and Xing 2006).

3 One-sex models of population dynamics are highly competent at describing
4 population dynamics. Based on our simple models and the view from the literature,
5 we can expect surprising deviations from the predicted if male dependence of
6 population dynamics has not been incorporated in the dynamical explanation.
7 Empirically derived graphs depicting changes in population growth (or more
8 explicitly still, changes in the numbers of females and males separately) at various
9 male and female densities would be a welcome sight in the literature.

10 *Future directions*

11 Very few studies have actively looked at how the adult sex ratio has had an impact on
12 population size, and the examples covered in this paper show that removing males can
13 range from having no effect (e.g. Dyson and Hurst 2004), to a positive effect (e.g. Le
14 Galliard et al. 2005) or a negative effect (e.g. Milner-Gulland et al. 2003).

15 Mathematically, the best population growth is expected in female-biased populations
16 (Ovidiu Vlad 1989), thus it is remarkable how we lack studies that relate population-
17 wide sex ratios and population densities to reproductive output (most such studies are
18 concerned with detecting sperm limitation, Danthanarayana and Gu 1991, Hines et al.
19 2003, Milner-Gulland et al. 2003, Levitan 2004). But then, there are surprisingly few
20 studies that have ever attempted the far simpler task of graphing population growth
21 against population density: Sibly & Hone (2002) found only 25.

22 There are therefore still many gaps in our knowledge of how males affect population
23 dynamics. It is important to note that the processes given in table 1 can be divided

1 into either “evolutionary” or “ecological” problems, according to the attention they
2 have attracted, even though we have shown here that all processes listed are capable
3 of altering population densities and thus being ecologically important. For example,
4 sexual conflict has remained in the realm of evolutionary biology, where researches
5 are interested in questions such as why females mate multiply (Arnqvist and Rowe
6 2005), while very little remains on how such behaviours can influence density (but
7 see Kokko and Brooks 2003, Le Galliard et al. 2005). Similarly, parental care and
8 nuptial gifts have been primarily studied from an evolutionary angle, and the potential
9 effects of their absence on population dynamics remain unexplored. In contrast,
10 infanticide has been studied from a population and conservation perspective (Swenson
11 et al. 1997, Møller 2004, Whitman et al. 2004) in addition to its evolutionary roots
12 (O'Connor 1978, Young and Clutton-Brock 2006). Meanwhile, there have been a
13 number of studies on how differential resource use might influence density, or how
14 the sex ratio could affect female fertilisation rate, but studies on the latter are rather
15 conflicting, with some systems appearing almost immune to the effects of sperm
16 limitation.

17 What should be clear from our paper is that, with the exception of studies on
18 ungulates, the vast majority of situations in which males might “matter” have been
19 studied by their influence on individual female fitness rather than population-wide
20 reproductive output. The strength of density-dependence in birth and death rates is
21 likely to affect the extent to which higher female productivity will increase population
22 density. As a result, rather than just looking at per female productivity, we strongly
23 advocate investigating the role of males on population dynamics in a population
24 setting.

1 *Model limitations*

2 The models presented in the chapters are illustrative, but certainly simplistic. This
3 reflects the lack of two-sex models describing how different aspects of male
4 behaviour can influence population densities. There have been a number of two-sex
5 models of population dynamics, but these have generally focused on the specific
6 problems of Allee effects (Berec et al. 2001, Engen et al. 2003, Bessa-Gomes et al.
7 2004) and stability (Caswell and Weeks 1986, Doebeli and Koella 1994, Lindström
8 and Kokko 1998, Ranta et al. 1999, Flatt et al. 2001), rather than aiming at solid
9 predictions of population densities despite the importance of such a measure for
10 population management. Our functions should be considered as plausible examples
11 representing first steps of the required modelling effort. For example, our density-
12 dependent mortality g is rather simplistic, but allows us to spell the intuitive reasoning
13 behind the relative contributions of males and females to density dependence.
14 Similarly, the function f , which describes females fecundity as a function of male and
15 female density, is based on evidence from one study, showing that males only become
16 limiting at highly female-biased sex-ratios (Milner-Gulland et al. 2003). Other
17 functions could be used to incorporate different mating systems (see Bessa-Gomes et
18 al. 2004). Similarly, male harassment could be modelled in a different way,
19 incorporating both juvenile and adult age classes (Le Galliard et al. 2005) or being
20 more explicit about the exact mating system. There is clearly much room for further
21 theoretical advances in this field too.

22 *Other effects*

23 In our review we mainly concentrated on effects of males on equilibrium population

1 densities, but the presence of males may also have an influence on the stability of the
2 equilibrium (Doebeli and Koella 1994, Flatt et al. 2001). While some studies have
3 found that sex does not necessarily affect population dynamics (Castillo-Chavez and
4 Huang 1995), others have found that a small amount of sexual reproduction can
5 stabilize population dynamics (Doebeli and Koella 1994, Flatt et al. 2001). However,
6 the stabilising effect of sex often depends on the details of the mating system:
7 deviations from monogamy often mean that sexual reproduction can destabilize
8 dynamics rather than stabilize it (Caswell and Weeks 1986, Lindström and Kokko
9 1998, Ranta et al. 1999). Unstable dynamics generally occurs at high growth rates,
10 and the mixed results on stability make sense in the light of our current results: we
11 generally find that various aspects of male behaviour can either promote or hinder
12 population growth, thus future models should be explicit about considering a wide
13 enough range of processes if they are to make general conclusions.

14 Our study concentrated on direct costs and benefits provided by males.
15 Recombination is known to have many benefits for the population, and has been used
16 as a major argument for why sex is so prevalent (Hadany and Feldman 2005), and the
17 type of males present as well as female mate choice may affect the effective
18 population size (Wedekind 2002). We have ignored the question of whether the
19 presence of males can provide genetic benefits to females (for recent reviews see
20 Andersson and Simmons 2006, Kokko et al. 2006), and whether competition between
21 males can decrease the mutational load of sexual populations (Radwan 2004). How
22 immediately such effects would show up in a study of population dynamics is
23 currently unknown.

1 *Conclusion*

2 All models are always approximations (Levins 1966) and ecology and evolution has
3 certainly progressed substantially with single-sex models. However, with our
4 increasing understanding of the effects that individual behaviour has on population
5 dynamics (Sutherland 1996) and the pressing need to be able to adequately predict
6 how populations will respond to anthropogenic change, it is increasingly necessary to
7 consider that males also have an important role in population processes. This is
8 particularly important if populations exist at sex ratios or densities that have not been
9 frequently encountered in the evolutionary past. Whether planning actions of
10 conservation management or pest control, one should not forget the potential of males
11 in influencing the dynamics of those populations. We thus encourage more systematic
12 study to the effects that males have on population dynamics.

13 **Acknowledgements**

14 The comments of three anonymous referees greatly improved the manuscript. We
15 thank Göran Arnqvist and Greg Hurst for discussions, Luc Bussiere for comments on
16 the manuscript and the Academy of Finland for funding.

1 **References**

- 2 Agrillo, C., Dadda, M. and Bisazza, A. 2006. Sexual harassment influences group
3 choice in female mosquitofish. - *Ethology* 112: 592-598.
- 4 Andersson, M. 1994. *Sexual Selection*. - Princeton University Press.
- 5 Andersson, M. and Simmons, L. W. 2006. Sexual selection and mate choice. - *Trends*
6 *in Ecology and Evolution* 21: 296-302.
- 7 Andersson, M. and Wallander, J. 2004. Relative size in the mating game. - *Nature*
8 431: 139-141.
- 9 Andreassen, H. P. and Gundersen, G. 2006. Male turnover reduces population growth:
10 an enclosure experiment on voles. - *Ecology* 87: 88-94.
- 11 Arnqvist, G. and Nilsson, T. 2000. The evolution of polyandry: multiple mating and
12 female fitness in insects. - *Animal Behaviour* 60: 145-164.
- 13 Arnqvist, G., Nilsson, T. and Katvala, M. 2005. Mating rate and fitness in female
14 bean weevils. - *Behav. Ecol.* 16: 123-127.
- 15 Arnqvist, G. and Rowe, L. 2005. *Sexual Conflict*. - Princeton University Press.
- 16 Asakura, A. 1995. Sexual differences in life history and resource utilization by the
17 hermit crab. - *Ecology* 76: 2295-2313.
- 18 Bercé, L., Boukal, D. S. and Bercé, M. 2001. Linking the allee effect, sexual
19 reproduction, and temperature-dependent sex determination via spatial dynamics. -

- 1 American Naturalist 157: 217-230.
- 2 Bessa-Gomes, C., Legendre, S. and Clobert, J. 2004. Allee effects, mating systems
3 and the extinction risk in populations with two sexes. - Ecology Letters 7: 802-812.
- 4 Blackburn, T. M. and Gaston, K. J. 1999. The relationship between animal abundance
5 and body size: A review of the mechanisms. - Advances in Ecological Research 28:
6 181-210.
- 7 Castillo-Chavez, C. and Huang, W. 1995. The logistic equation revisited: the two-sex
8 case. - Mathematical Biosciences 128: 299-316.
- 9 Caswell, H. 2001. Matrix Population Models. - Sinaur.
- 10 Caswell, H. and Weeks, D. E. 1986. Two-sex models: chaos, extinction, and other
11 dynamic consequences of sex. - American Naturalist 128: 707-735.
- 12 Chapman, T., Arnvist, G., Bangham, J. et al. 2003. Sexual conflict. - Trends in
13 Ecology and Evolution 18: 41-47.
- 14 Chippindale, A. K., Gibson, J. R. and Rice, W. R. 2001. Negative genetic correlation
15 for adult fitness between sexes reveals ontogenetic conflict in *Drosophila*. - PNAS 98:
16 1671-1675.
- 17 Clobert, J., Garland, T. and Barbault, R. 1998. The evolution of demographic tactics
18 in lizards: a test of some hypotheses concerning life history evolution. - Journal of
19 Evolutionary Biology 11: 329-364.
- 20 Clutton-Brock, T. H., Coulson, T. N., Milner-Gulland, E. J. et al. 2002. Sex

1 differences in emigration and mortality affect optimal management of deer
2 populations. - *Nature* 415: 633-637.

3 Colinvaux, P. A. 1978. *Why big fierce animals are rare: an ecologist's perspective.* -
4 Princeton University Press.

5 Crespi, B. J. 2004. Vicious circles: positive feedback in major evolutionary and
6 ecological transitions. - *Trends in Ecology and Evolution* 19: 627-633.

7 Cristol, D. A., Baker, M. B. and Carbone, C. 1999. Differential migration revisited:
8 Latitudinal segregation by age and sex class. - *Current Ornithology* 15: 33-88.

9 Croft, D. P., Morrell, L. J., Wade, A. S. et al. 2006. Predation risk as a driving force
10 for sexual segregation: a cross-population comparison. - *American Naturalist* 167:
11 867-878.

12 Crudgington, H. S. and Siva-Jothy, M. T. 2000. Genital damage, kicking and early
13 death. - *Nature* 407: 855-856.

14 Danthanarayana, W. and Gu, H. 1991. Multiple mating and its effect on the
15 reproductive success of female *Epiphyas postvittana* (Lepidoptera, Tortricidae). -
16 *Ecological Entomology* 16: 169-175.

17 Doebeli, M. and Koella, J. C. 1994. Sex and population dynamics. - *Proceedings of*
18 *the Royal Society of London B* 257: 17-23.

19 Doherty, P. F., Sorci, G., Royle, J. A. et al. 2003. Sexual selection affects local
20 extinction and turnover in bird communities. - *Proceedings of the National Academy*

- 1 of Sciences 100: 5858-5862.
- 2 Dyson, E. A. and Hurst, G. D. D. 2004. Persistence of an extreme sex-ratio bias in a
3 natural population. - Proceedings of the National Academy of Sciences 101: 6520-
4 6523.
- 5 Edvardsson, M. and Tregenza, T. 2005. Why do male *Callosobruchus maculatus* harm
6 their mates? - Behavioral Ecology 16: 788-793.
- 7 Emlen, D. J., Hunt, J. and Simmons, L. W. 2005. Evolution of sexual dimorphism and
8 male dimorphism in the expression of beetle horns: phylogenetic evidence for
9 modularity, evolutionary lability, and constraint. - American Naturalist 166: S42-S68.
- 10 Engen, S., Lande, R. and Saether, B. E. 2003. Demographic stochasticity and allee
11 effects in populations with two sexes. - Ecology 84: 2378-2386.
- 12 Fairbairn, D. J. 1997. Allometry for sexual size dimorphism: pattern and process in
13 the coevolution of body size in males and females. - Annual Review of Ecology and
14 Systematics 28: 659-687.
- 15 Ferguson, H. M., John, B., Ng'habi, K. et al. 2005. Redressing the sex imbalance in
16 knowledge of vector biology. - Trends in Ecology & Evolution 20: 202.
- 17 Flatt, T., Maire, N. and Doebeli, M. 2001. A bit of sex stabilizes host-parasite
18 dynamics. - Journal of Theoretical Biology 212: 345-354.
- 19 Forero, M. G., Gonzalez-Solis, J., Hobson, K. A. et al. 2005. Stable isotopes reveal
20 trophic segregation by sex and age in the southern giant petrel in two different food

- 1 webs. - Marine Ecology Progress Series 296: 107-113.
- 2 Foster, W. A. 1995. Mosquito sugar feeding and reproductive energetics. - Annual
3 Review of Entomology 40: 443-474.
- 4 Gaskin, T., Futerman, P. and Chapman, T. 2002. Increased density and male-male
5 interactions reduce male longevity in the medfly, *Ceratitis capitata*. - Animal
6 Behaviour 63: 121-129.
- 7 Gherardi, F. 2004. Resource partitioning between sexes in the "unconventional"
8 hermit crab, *Calcinus tubularis*. - Behavioral Ecology 15: 742-747.
- 9 Gonzalez-Solis, J., Croxall, J. P. and Wood, A. G. 2000. Foraging partitioning
10 between giant petrels *Macronectes* spp. and its relationship with breeding population
11 changes at Bird Island, South Georgia. - Marine Ecology Progress Series 204: 279-
12 288.
- 13 Goodwin, N. B., Grant, A., Perry, A. L. et al. 2005. Life history correlates of density-
14 dependent recruitment and adult production in marine fishes. - Canadian Journal of
15 Fisheries and Aquatic Science: in press.
- 16 Hadany, L. and Feldman, M. W. 2005. Evolutionary traction: the cost of adaptation
17 and the evolution of sex. - Journal of Evolutionary Biology 18: 309-314.
- 18 Hamilton, W. D. 1967. Extraordinary sex ratios. - Science 156: 477-488.
- 19 Hardin, G. 1968. The tragedy of the commons. - Science 162: 1243-1248.
- 20 Härkönen, S. T., Hårding, K. C. and Lunneryd, S. G. 1999. Age- and sex-specific

- 1 behaviour in harbour seals *Phoca vitulina* leads to biased estimates of vital population
2 parameters. - *Journal of Applied Ecology* 36: 825-841.
- 3 Hesketh, T., Lu, L. and Xing, Z. W. 2005. The effect of China's one-child family
4 policy after 25 years. - *New England Journal of Medicine* 353: 1171-1176.
- 5 Hesketh, T. and Xing, Z. W. 2006. Abnormal sex ratios in human populations: causes
6 and consequences. - *Proceedings of the National Academy of Sciences* 103: 13271-
7 13275.
- 8 Hines, A. H., Jivoff, P. R., Bushmann, P. J. et al. 2003. Evidence for sperm limitation
9 in the blue crab, *Callinectes sapidus*. - *Bulleton of Marine Sciences* 73: 287-310.
- 10 Holland, B. and Rice, W. M. 1999. Experimental removal of sexual selection reverses
11 intersexual antagonistic coevolution and removes a reproductive load. - *Proceedings*
12 *of the National Academy of Sciences* 96: 5083-5088.
- 13 Janzen, F. J. and Paukstis, G. L. 1991. Environmental sex determination in reptiles -
14 ecology, evolution and experimental design. - *Quarterly Review of Biology* 66: 149-
15 179.
- 16 Johnson, L. S., Kermott, L. H. and Lein, M. R. 1993. The Cost Of Polygyny In The
17 House Wren *Troglodytes-Aedon*. - *Journal Of Animal Ecology* 62: 669-682.
- 18 Kodric-Brown, A., Sibly, R. M. and Brown, J. H. 2006. The allometry of ornaments
19 and weapons. - *Proceedings of the National Academy of Sciences* 103: 8733-8738.
- 20 Kokko, H. and Brooks, R. 2003. Sexy to die for? Sexual selection and the risk of

1 extinction. - *Annales Zoologici Fennici* 40: 207-219.

2 Kokko, H., Jennions, M. D. and Brooks, R. 2006. Unifying and testing models of
3 sexual selection. - *Annual Review of Ecology and Systematics*: In Press.

4 Kokko, H., Lindström, J. and Ranta, E. 2001. Life histories and sustainable
5 harvesting. - In: Reynolds, J. D., Mace, G. M., Redford, K. H. and Robinson, J. G.
6 (eds.), *Conservation of Exploited Species*. Cambridge University Press, pp. 301-322.

7 Kokko, H. and Mappes, J. 2005. Sexual selection when fertilization is not guaranteed.
8 - *Evolution* 59: 1876–1885.

9 Kokko, H. and Rankin, D. J. 2006. Lonely hearts or sex in the city? Density-
10 dependent effects in mating systems. - *Philosophical Transactions of the Royal*
11 *Society of London B* 361: 319-334.

12 Langvatn, R. and Loison, A. 1999. Consequences of harvesting on age structure, sex
13 ratio and population dynamics of red deer *Cervus elaphus* in central Norway. -
14 *Wildlife Biology* 5: 213-223.

15 Le Galliard, J. F., Fitze, P. S., Ferrière, R. et al. 2005. Sex ratio bias, male aggression,
16 and population collapse in lizards. - *Proceedings of the National Academy of Sciences*
17 102: 18231-18236.

18 Levins, R. 1966. The strategy of model building in population biology. - *American*
19 *Scientist* 54: 421-431.

20 Levitan, D. R. 2004. Density-dependent sexual selection in external fertilizers:
21 variances in male and female fertilization success along the continuum from sperm

- 1 limitation to sexual conflict in the sea urchin *Strongylocentrotus franciscanus*. -
2 American Naturalist 164.
- 3 Lindström, J. and Kokko, H. 1998. Sexual reproduction and population dynamics: the
4 role of polygyny and demographic sex differences. - Proceedings of the Royal Society
5 of London B 265: 483-488.
- 6 Löfstedt, P., Shusheng, L. and Johansson, A. 2004. Abortion patterns and reported sex
7 ratios at birth in rural Yunnan, China. - Reproductive Health Matters 12: 86-95.
- 8 Marra, P. P. 2000. The role of behavioral dominance in structuring patterns of habitat
9 occupancy in a migrant bird during the nonbreeding season. - Behavioral Ecology 11:
10 299-308.
- 11 Matsuda, H., Kaji, K., Uno, H. et al. 1999. A management policy for sika deer based
12 on sex-specific hunting. - 41.
- 13 May, R. M. 1976. Models for single populations. - In: May, R. M. (ed.) Theoretical
14 Ecology. Principles and applications. Blackwell Scientific Publications, pp. 4-25.
- 15 Milner-Gulland, E. J., Bukreeva, O. M., Coulson, T. et al. 2003. Reproductive
16 collapse in saiga antelope harems. - Nature 422: 135.
- 17 Milner-Gulland, E. J. and Lhagvasuren, B. 1998. Population dynamics of the
18 Mogolian gazelle *Procapra guturosa*: an historical analysis. - Journal of Applied
19 Ecology 35: 240-251.
- 20 Møller and Jennions. 2001. How important are direct fitness benefits of sexual

- 1 selection? - *Naturwissenschaften* 88: 401.
- 2 Møller, A. P. 2003. Sexual selection and extinction: why sex matters and why asexual
3 models are insufficient. - *Annales Zoologici Fennici* 40: 221-230.
- 4 Møller, A. P. 2004. Rapid temporal change in frequency of infanticide in a passerine
5 bird associated with change in population density and body condition. - *Behav. Ecol.*
6 15: 462-468.
- 7 Møller, A. P. and Nielsen, J. T. 2006. Prey vulnerability in relation to sexual
8 coloration of prey. - *Behavioral Ecology and Sociobiology* 60: 227-233.
- 9 Morrow, E. H. and Pitcher, T. E. 2003. Sexual selection and the risk of extinction in
10 birds. - *Proceedings of the Royal Society of London B* 270: 1793-1799.
- 11 Myers, J. P. 1981. A test of three hypotheses for latitudinal segregation of the sexes in
12 wintering birds. - *Canadian Journal of Zoology* 59: 1527-1534.
- 13 Mysterud, A. 2000. The relationship between ecological segregation and sexual body
14 size dimorphism in large herbivores. - *Oecologia* 124: 40-54.
- 15 Mysterud, A., Culson, T. and Stenseth, N. C. 2002. The role of males in the dynamics
16 of ungulate populations. - *Journal of Animal Ecology* 71: 907-915.
- 17 Nebel, S., Lank, D. B., O'Hara, P. D. et al. 2002. Western Sandpipers (*Calidris mauri*)
18 during the non-breeding season: spatial segregation on a hemispheric scale. - *Auk*
19 119: 922-928.
- 20 O'Connor, R. J. 1978. Brood Reduction In Birds - Selection For Fratricide, Infanticide

- 1 And Suicide. - *Animal Behaviour* 26: 79-96.
- 2 Ovidiu Vlad, M. 1989. The optimal sex ratio for age-structured populations. -
3 *Mathematical Biosciences* 93: 181-190.
- 4 Phillips, R. A., Silk, J. R. D., Croxall, J. P. et al. 2005. Summer distribution and
5 migration of nonbreeding albatrosses: individual consistencies and implications for
6 conservation. - *Ecology* 86: 2386-2396.
- 7 Pietsch, T. W. 2005. Dimorphism, parasitism, and sex revisited: modes of
8 reproduction among deep-sea ceratioid anglerfishes (Teleostei: Lophiiformes). -
9 *Ichthyological Research* 52: 207-236.
- 10 Radwan, J. 2004. Effectiveness of sexual selection in removing mutations induced
11 with ionizing radiation. - *Ecology Letters* 7: 1149-1154.
- 12 Rankin, D. J. and Kokko, H. 2006. Sex, death and tragedy. - *Trends in Ecology and*
13 *Evolution* 21: 225-226.
- 14 Ranta, E., Kaitala, V. and Lindström, J. 1999. Sex in space: population dynamic
15 consequences. - *Proceedings of the Royal Society of London B* 266: 1155-1160.
- 16 Réale, D., Boussès, P. and Chapuis, J. L. 1996. Female-biased mortality induced by
17 male sexual harassment in a feral sheep population. - *Canadian Journal of Zoology*
18 74: 1812-1818.
- 19 Reid, J. M., Monaghan, P. and Ruxton, G. D. 2002. Males matter: The occurrence and
20 consequences of male incubation in starlings (*Sturnus vulgaris*). - *Behavioral Ecology*

- 1 And Sociobiology 51: 255-261.
- 2 Reynolds, J. D., Dulvy, N. K., Goodwin, N. B. et al. 2005. Biology of extinction risk
3 in marine fishes. - Proceedings of the Royal Society of London B 272: 2337-2344.
- 4 Rhen, T. 2000. Sex-limited mutations and the evolution of sexual dimorphism. -
5 Evolution 54: 37-43.
- 6 Rowe, L. and Day, T. 2006. Detecting sexual conflict and sexually antagonistic
7 coevolution. - Philosophical Transactions of the Royal Society of London B 361: 277-
8 285.
- 9 Ruckstuhl, K. E. and Neuhaus, P. (eds.). 2006. Sexual segregation in vertebrates. -
10 Cambridge University Press.
- 11 Saether, B. E. and Engen, S. 2002. Pattern of variation in avian population growth
12 rates. - Philosophical Transactions of the Royal Society of London B 357: 1185-1195.
- 13 Saether, B. E., Engen, S., Lande, R. et al. 2004. Time to extinction in relation to
14 mating system and type of density regulation in populations with two sexes. - Journal
15 of Animal Ecology 73: 925-934.
- 16 Saether, B. E., Engen, S. and Matthysen, E. 2002. Demographic characteristics and
17 population dynamical patterns of solitary birds. - Science 295: 2070-2073.
- 18 Schliekelman, P., Ellner, S. and Gould, F. 2005. Pest control by genetic manipulation
19 of sex ratio. - Journal of Economic Entomology 98: 18-34.
- 20 Sergio, F. and Bogliani, G. R. 2001. Nest defense as parental care in the northern

- 1 hobby (*Falco subbuteo*). - *Auk* 118: 1047-1052.
- 2 Shine, R., LeMaster, M. P., Moore, I. T. et al. 2001. Bumpus in the snake den: effects
3 of sex, size, and body condition on mortality of red-sided garter snakes. - *Evolution*
4 55: 598-604.
- 5 Sibly, R. M. and Hone, J. 2002. Population growth rate and its determinants: an
6 overview. - *Philosophical Transactions of the Royal Society of London B* 357: 1153-
7 1170.
- 8 Skorping, A. and Jensen, K. H. 2004. Disease dynamics: all caused by males? -
9 *Trends in Ecology and Evolution* 19: 219-220.
- 10 Solberg, E. J. and Saether, B. E. 1994. Male traits as life-history variables - annual
11 variation in body-mass and antler size in Moose (*Alces alces*). - *Journal of*
12 *Mammalogy* 75: 1069-1079.
- 13 Studds, C. E. and Marra, P. P. 2005. Nonbreeding habitat occupancy and population
14 processes: an upgrade experiment with a migratory bird. - *Ecology* 86: 2380-2385.
- 15 Sutherland, W. J. 1996. *From Individual Behaviour to Population Ecology*. - Oxford
16 University Press.
- 17 Svensson, M. 1996. Sexual selection in moths: The role of chemical communication. -
18 *Biological Reviews* 71: 113-135.
- 19 Swenson, J. E., Sandegren, F., Söderberg, A. et al. 1997. Infanticide caused by
20 hunting of male bears. - *Nature* 386: 450-451.

- 1 Székely, T. and Cuthill, I. C. 2000. Trade-off between mating opportunities and
2 parental care: brood desertion by female Kentish plovers. - Proceedings Of The Royal
3 Society Of London Series B-Biological Sciences 267: 2087-2092.
- 4 Székely, T., Freckleton, R. P. and Reynolds, J. C. 2004. Sexual selection explains
5 Rensch's rule of size dimorphism in shorebirds. - Proceedings of the National
6 Academy of Sciences 101: 12224-12227.
- 7 Thrall, P. H., Antonovics, J. and Dobson, A. P. 2000. Sexually transmitted diseases in
8 polygynous mating systems: prevalence and impact on reproductive success. -
9 Proceedings of the Royal Society of London B 267: 1555-1563.
- 10 Tregenza, T., Wedell, N. and Chapman, T. 2006. Introduction. Sexual conflict: a new
11 paradigm? - Philosophical Transactions of the Royal Society of London B 361: 229-
12 234.
- 13 Trivers, R. L. 1972. Parental investment and sexual selection. - In: Campbell, B. (ed.)
14 Sexual selection and the descent of man. Aldine Publishing Co., pp. 136-179.
- 15 Wedekind, C. 2002. Sexual selection and life-history decisions: implications for
16 supportive breeding and the management of captive populations. - Conservation
17 Biology 16: 1204-1211.
- 18 Wedell, N., Gage, M. J. G. and Parker, G. A. 2002. Sperm competition, male
19 prudence and sperm-limited females. - Trends in Ecology and Evolution 17: 313-320.
- 20 Whitman, K., Starfield, A. M., Quadling, H. S. et al. 2004. Sustainable trophy hunting
21 of African lions. - Nature 428: 175-178.

- 1 Wiegus, R. B., Sarrazin, F., Ferrière, R. et al. 2001. Estimating effects of adult male
2 mortality on grizzly bear population growth and persistence using matrix models. -
3 *Biological Conservation* 98: 293-303.
- 4 Wigby, S. and Chapman, T. 2004. Female resistance to male harm evolves in
5 response to manipulation of sexual conflict. - *Evolution* 58: 1028-1037.
- 6 Wolf, J. B. W., Kauermann, G. and Trillmich, F. 2005. Males in the shade: habitat use
7 and sexual segregation in the Galápagos sea lion (*Zalophus californianus wollebaeki*).
8 - *Behavioral Ecology and Sociobiology* 59: 293-302.
- 9 Wright, H. W. Y. 2006. Paternal den attendance is the best predictor of offspring
10 survival in the socially monogamous bat-eared fox. - *Animal Behaviour* 71: 503-510.
- 11 Young, A. J. and Clutton-Brock, T. 2006. Infanticide by subordinates influences
12 reproductive sharing in cooperatively breeding meerkats. - *Biology Letters* 2: 385-
13 387.
- 14

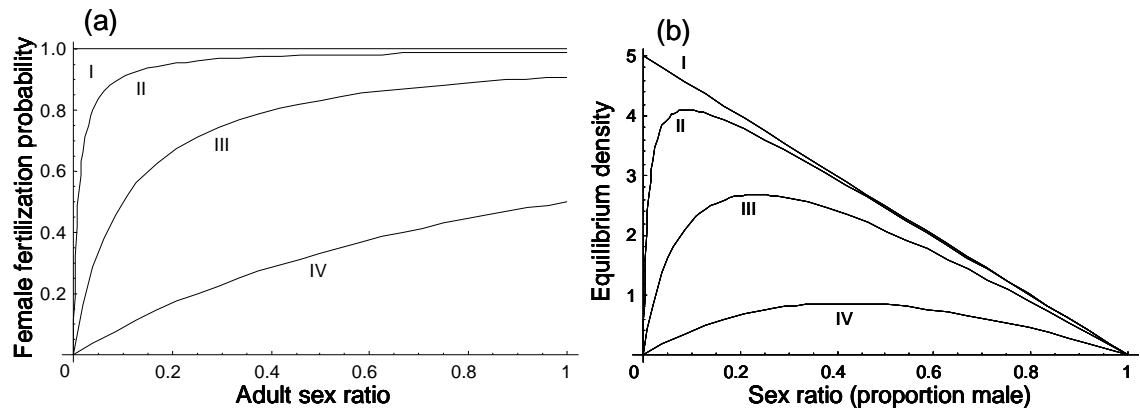
1 **Figure legends**

2 Figure 1 – (a) The fertilization probability of a female as a function of the adult sex
3 ratio (ASR, proportion of adult males). (b) The influence of male mortality on the
4 equilibrium population density (i.e. the total number of males and females) for
5 different sensitivities to ASR (I-IV). The different lines represent different
6 sensitivities of fertilization probability to changes in the ASR: $c=0$ (I), $c=0.01$ (II),
7 $c=0.1$ (III), $c=1.0$ (IV). The adult sex ratio is manipulated by changing the primary
8 sex-ratio r . Other parameters are $b=50$, $\delta_F=10$ and $\delta_M=10$.

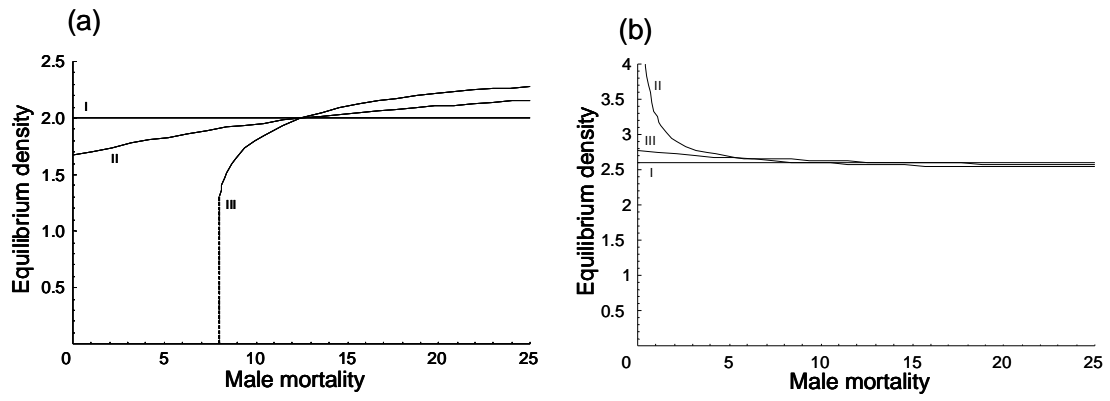
9 Figure 2 – The equilibrium population density (total number of males and females) as
10 a function of male mortality, where males inflict direct costs on females (figure 2a,
11 $k=1$) or provide direct benefits (figure 2b, $k=-1$). Three scenarios are represented by
12 the lines: I Male harassment of females not influenced by male density ($\gamma=0$), II male
13 harassment of females influenced by male density ($\gamma=1$, $\alpha=1$) and III male harassment
14 of females influenced by the sex ratio ($\gamma=1$, $\alpha=0$). Other parameters are $b=50$, $\delta_F=10$
15 and $r=0.5$. The dotted line represents the point where the population is driven to
16 extinction; zero is the only stable equilibrium in this case. Only stable equilibrium
17 points are shown. Note the difference in scale between figure 2a and figure 2b.

18 Figure 3 – The equilibrium population density (i.e. the total number of males and
19 females) as a function of (a) male contribution to density-dependence (the amount that
20 males consume relative to females, which is given by θ) and (b) male mortality (δ_M)
21 under higher male resource competition. Mortality is given by the function $g_i=(\theta M+F)$
22 δ_i , where i denotes the respective sex. In (a) $\delta_M=10$, while in (b) $\theta=2$. Other
23 parameters are $b=50$, $\delta_F=10$, and $r=0.5$.

1 Figure 1



1 Figure 2

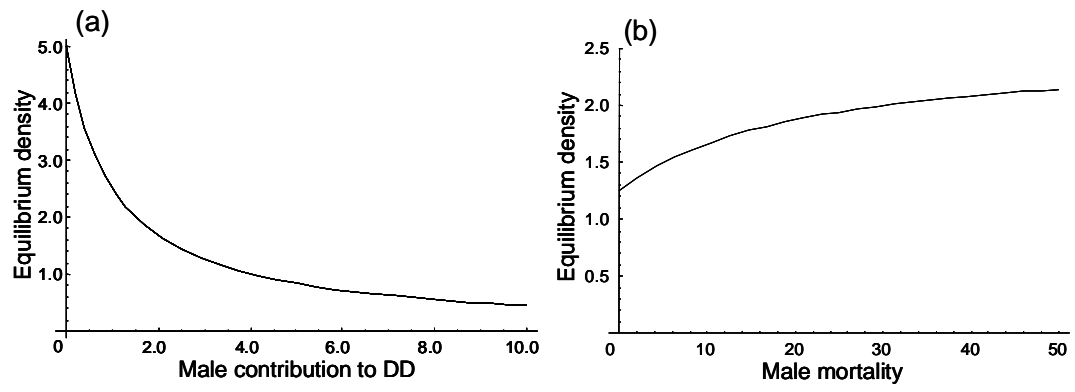


2

3

4

1 Figure 3



1 Table 1. Generalised effects of removing males on overall population density.

The effect of removing males on population density	
<i>Density increases</i>	<i>Density decreases</i>
Density dependence	Sperm limitation
Higher male resource requirement	Parental care
Sexual segregation	Sexual segregation
Sexual harassment	Male nuptial gifts
Disease transmission	Infanticide

2