

University of Groningen

## Precision takes time

Nijenkamp, Rob; Swan, Garrett; Broers, Nico; Nieuwenstein, Mark

**IMPORTANT NOTE:** You are advised to consult the publisher's version (publisher's PDF) if you wish to cite from it. Please check the document version below.

*Publication date:*  
2016

[Link to publication in University of Groningen/UMCG research database](#)

*Citation for published version (APA):*

Nijenkamp, R., Swan, G., Broers, N., & Nieuwenstein, M. (2016). Precision takes time: Evidence for retroactive dual-task interference in a color reproduction task. Poster session presented at 24th Annual Workshop on Object Perception, Attention, and Memory, Boston, United States.

### Copyright

Other than for strictly personal use, it is not permitted to download or to forward/distribute the text or part of it without the consent of the author(s) and/or copyright holder(s), unless the work is under an open content license (like Creative Commons).

### Take-down policy

If you believe that this document breaches copyright please contact us providing details, and we will remove access to the work immediately and investigate your claim.

*Downloaded from the University of Groningen/UMCG research database (Pure): <http://www.rug.nl/research/portal>. For technical reasons the number of authors shown on this cover page is limited to 10 maximum.*

## Evidence for retroactive dual-task interference in a color reproduction task

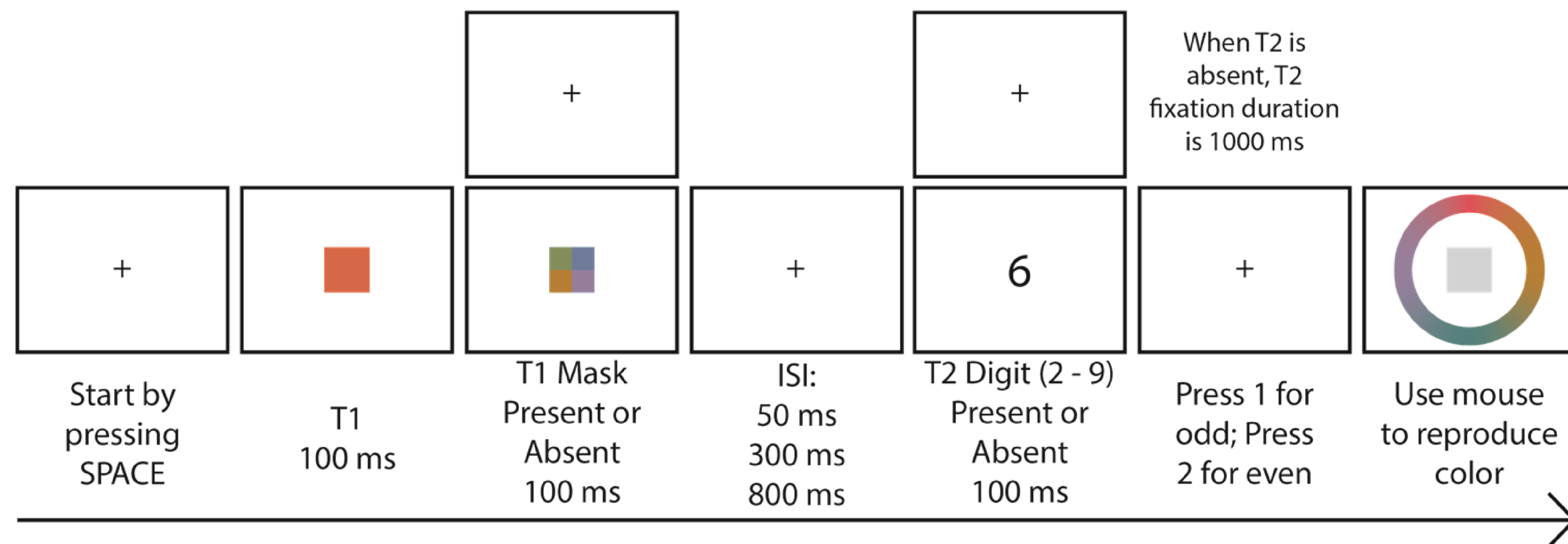
Rob Nijenkamp<sup>1</sup>, Garrett Swan<sup>2</sup>, Nico Broers<sup>3</sup>, Mark Nieuwenstein<sup>1</sup>

<sup>1</sup>University of Groningen; <sup>2</sup>Penn State University; <sup>3</sup>University of Münster

### Introduction

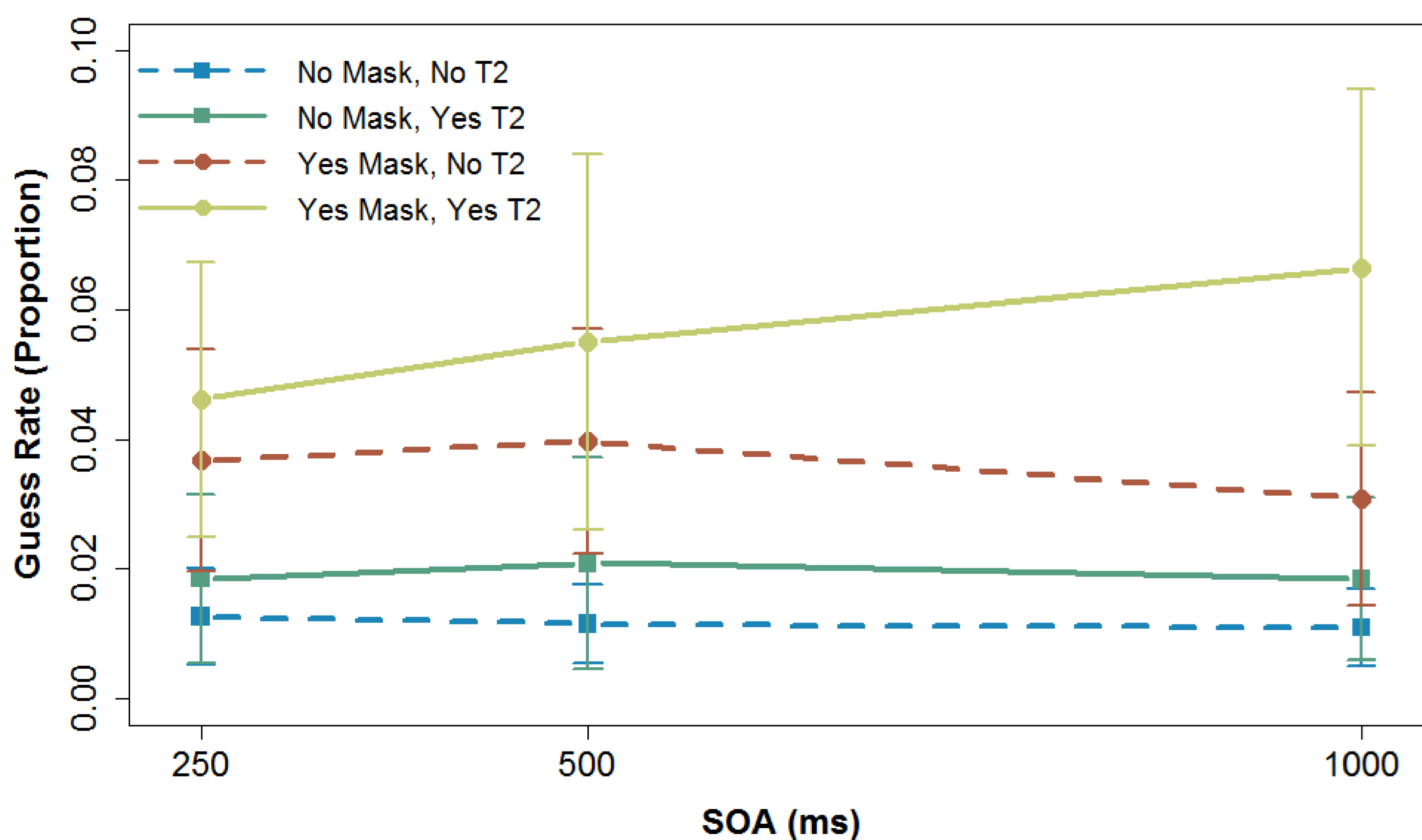
- The formation of a durable short-term memory representation for a first visual target (T1) can be disrupted for up to one second by a trailing task (T2) that requires a quick decision and response [1]. This is indicated by the fact that performance for T1 improves as the stimulus onset asynchrony (SOA) between T1 and T2 increases from 250 to 1000 ms.
- The disruption of short-term memory consolidation was also found when T1 was masked, thus showing that consolidation continues after a mask.
- In the studies by Nieuwenstein and Wyble, the first target was a string of letters or an unfamiliar complex visual shape [1]. In the current study, we examined whether the presence of T2, specifically a digit odd-even task, would also interfere with the formation of a precise memory representation for a color, using a color reproduction task [2].

### Task

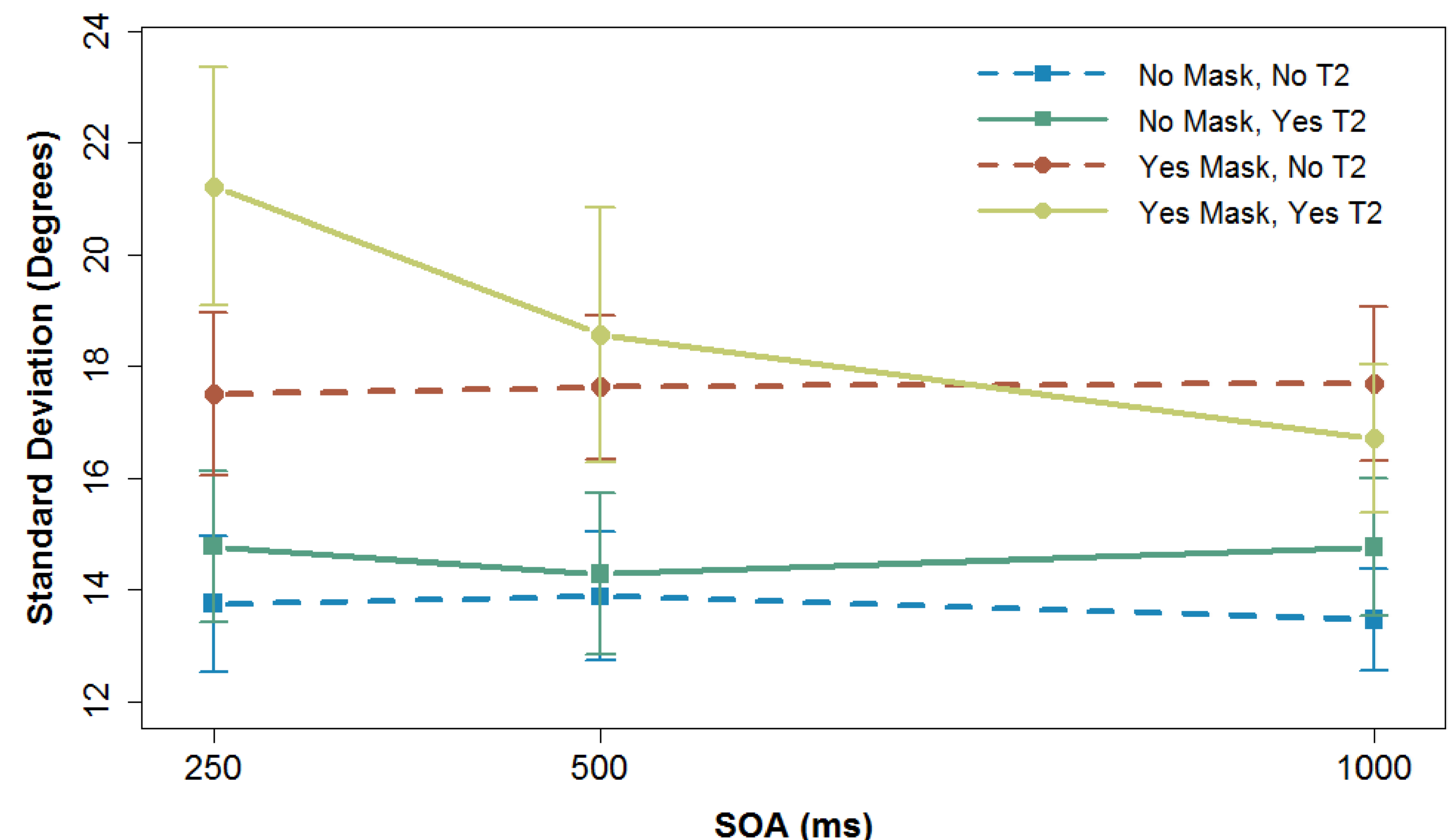


### Results

The error term (i.e. the deviation between the presented color and the reported color in degrees) was run through the standard mixture model [2] in the MemToolbox [3], and yielded the guess rate (left plot below) and standard deviation (right plot below).



A repeated measures ANOVA ran on the guess rate revealed significant main effects for **Mask** ( $F(1, 40) = 17.35, p < .001$ ) and **T2** ( $F(1, 40) = 5.23, p = .028$ ), with the guess rate being higher after the stimulus was masked and when T2 was present; No main effect for SOA or any interaction effects were observed for the guess rate ( $p > .05$ ).



A repeated measures ANOVA ran on the standard deviation revealed significant main effects for **Mask** ( $F(1, 40) = 138.08, p < .001$ ), **T2** ( $F(1, 40) = 10.05, p = .003$ ), and **SOA** ( $F(2, 80) = 4.81, p = .011$ ). Furthermore, we found a significant 2-way interaction between **T2** and **SOA** ( $F(2, 80) = 4.22, p = .018$ ) and, most interestingly, a significant 3-way interaction between **Mask**, **T2**, and **SOA** ( $F(2, 80) = 3.78, p = .027$ ).

### Conclusions

The presence of T2 disrupted the formation of a precise WM representation for T1, even after T1 had been masked. No such disruption was found when T1 was not masked. Taken together, these findings show that masking increases the time it takes to form a precise WM representation, rather than interrupting this process [4, 5]. Accordingly, the current findings support the recent conclusion that a mask does not fully interrupt the consolidation of the memory trace [e.g., 6]. If anything, our results suggest that masking increases consolidation time.

### References

- [1] Nieuwenstein, M., & Wyble, B. (2014). Beyond a mask and against the bottleneck: Retroactive dual-task interference during working memory consolidation of a masked visual target. *Journal of Experimental Psychology: General*, 143(3), 1409.
- [2] Zhang, W., & Luck, S. J. (2008). Discrete fixed-resolution representations in visual working memory. *Nature*, 453(7192), 233-235.
- [3] Suchow, J. W., Brady, T. F., Fournie, D., & Alvarez, G. A. (2013). Modeling visual working memory with the MemToolbox. *Journal of Vision*, 13(10), 9-9.
- [4] Vogel, E. K., Woodman, G. F., & Luck, S. J. (2006). The time course of consolidation in visual working memory. *Journal of Experimental Psychology: Human Perception and Performance*, 32(6), 1436.
- [5] Gegenfurtner, K. R., & Sperling, G. (1993). Information transfer in iconic memory experiments. *Journal of Experimental Psychology: Human Perception and Performance*, 19(4), 845.
- [6] Agaoglu, S., Agaoglu, M. N., Breitmeyer, B., & Ogmen, H. (2015). A statistical perspective to visual masking. *Vision research*, 115, 23-39.

r.nijenkamp@rug.nl

