

University of Groningen

Three-nucleon forces and their importance in three-nucleon systems and heavier nuclei

Kalantar-Nayestanaki, Nasser

Published in:
EPJ Web of Conferences

DOI:
[10.1051/epjconf/20146601007](https://doi.org/10.1051/epjconf/20146601007)

IMPORTANT NOTE: You are advised to consult the publisher's version (publisher's PDF) if you wish to cite from it. Please check the document version below.

Document Version
Publisher's PDF, also known as Version of record

Publication date:
2014

[Link to publication in University of Groningen/UMCG research database](#)

Citation for published version (APA):

Kalantar-Nayestanaki, N. (2014). Three-nucleon forces and their importance in three-nucleon systems and heavier nuclei. EPJ Web of Conferences, 66, 8. [01007]. DOI: 10.1051/epjconf/20146601007

Copyright

Other than for strictly personal use, it is not permitted to download or to forward/distribute the text or part of it without the consent of the author(s) and/or copyright holder(s), unless the work is under an open content license (like Creative Commons).

Take-down policy

If you believe that this document breaches copyright please contact us providing details, and we will remove access to the work immediately and investigate your claim.

Downloaded from the University of Groningen/UMCG research database (Pure): <http://www.rug.nl/research/portal>. For technical reasons the number of authors shown on this cover page is limited to 10 maximum.

Three-nucleon forces and their importance in three-nucleon systems and heavier nuclei

N. Kalantar-Nayestanaki^{1,a}

¹*KVI, University of Groningen, Groningen, The Netherlands*

Abstract. In the past two decades, several laboratories have produced a large amount of data for cross sections, analyzing powers, and other spin observables from various reactions in the three-nucleon system. The experimental results are moderately described by only using the two-nucleon potentials in Faddeev-type calculations. The remaining discrepancies should, in principle, and aside from Coulomb and relativistic effects, be removed once the effects of three-nucleon forces are implemented. High precision data on elastic and break-up reactions show, however, that even after the inclusion of these effects, the picture is not complete yet and some ingredients are still missing in the calculations. With the advent of new frameworks within which two and three-nucleon forces can be properly implemented in the calculation of observables in heavy nuclei, it is essential that these forces are better understood.

1 Introduction

In the last few years, several semi-phenomenological two-nucleon models, namely CD-Bonn, Argonne-V18 (AV18), Nijmegen-I, Nijmegen-II and Reid93 [1–3], have become available, which describe two-nucleon scattering observables accurately. Furthermore, due to the availability of powerful computers, Faddeev-type three-nucleon calculations are now-a-days routinely performed. The use of modern two-nucleon potentials, to describe three-nucleon scattering observables, leads to various degrees of agreement between the calculations and the experimental data, depending on the observable being studied and the incident beam energy. At low incident beam energies, up to ≈ 30 MeV, the differential cross section of nucleon-deuteron elastic scattering is described rather well using solely two-nucleon potentials. In contrast, the description of the analyzing power has failed and the inclusion of three-nucleon forces (3NFs) into the calculations has not been able to remedy the discrepancy, leading to the well-known A_y -puzzle. Also for low energies, tensor-analyzing powers and spin-transfer coefficients are rather well described using solely NN forces, [4], whereas at intermediate and higher energies the inclusion of 3N forces is necessary [5–16] although not sufficient. The importance of three-body forces in heavier nuclei becomes apparent once calculations are performed for the simplest of the observables, namely masses or binding energies. Figure 1 shows the spectra for a number of light nuclei using Green's Function Monte Carlo calculations [17] including two and three-body potentials. The figure shows clearly the shortcomings of the two-body force and the remaining discrepancies after the inclusion of one of the state-of-the-art three-nucleon forces.

^ae-mail: nasser@kvi.nl

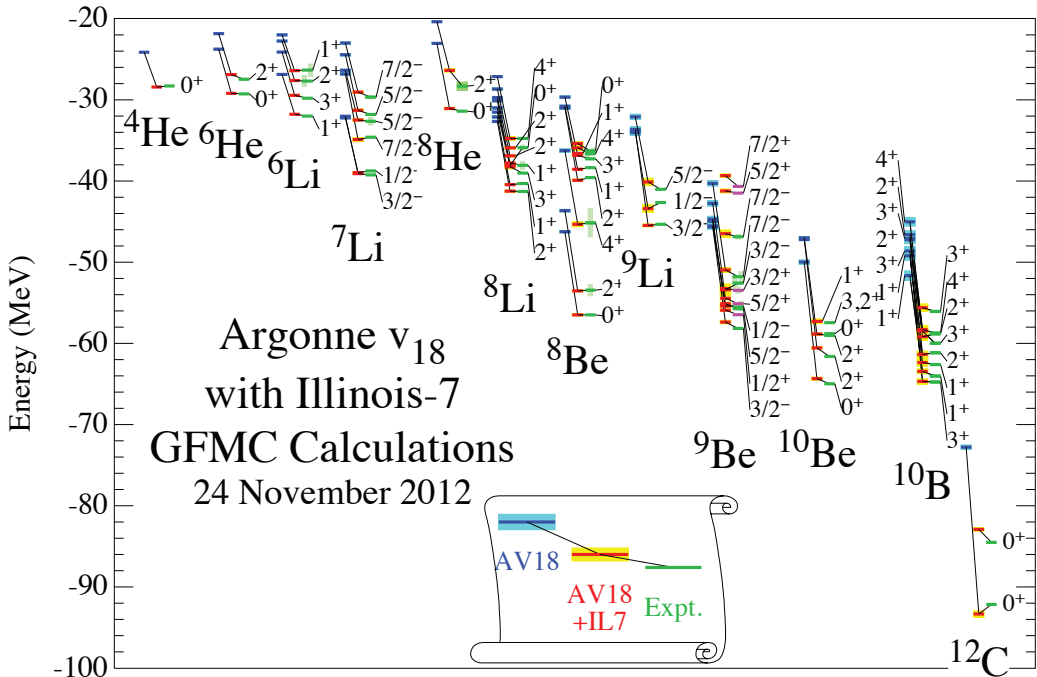


Figure 1. Spectra of light nuclei. Calculations are performed using two-nucleon and two plus three-nucleon potentials and compared to the experimental values.

In order to have a comprehensive picture of the three-body forces, one should not only study masses and spin-averaged cross section but also observables which involve spin such as analyzing powers, spin-transfer coefficients, and spin-correlation coefficients for a large energy and angle range. Only with such a reservoir of data, one can draw a coherent picture of the interplay between the two and three-body forces. The understanding of the nature of forces is, of course, strongly coupled to the theoretical efforts which attempt to generate nuclear forces [18–20] in a consistent manner such as those in the effective field theory approach [21, 22].

On the experimental front, there have been many experiments in the past decades. More recently, high-precision measurements have been performed at various laboratories around the world. Some results have been presented in this conference and can be found elsewhere in these proceedings.

At KVI, we set up a program with our Polish collaborators to study many of the observables for various reactions of interest. These include elastic proton-deuteron scattering [7–10, 13–16], proton-deuteron break-up reaction [23–25] and proton-deuteron capture reaction [26, 27]. In this presentation, only a fraction of the data obtained in the past few years will be discussed. For a comprehensive investigation of three-nucleon systems at intermediate energies refer to Ref. [28].

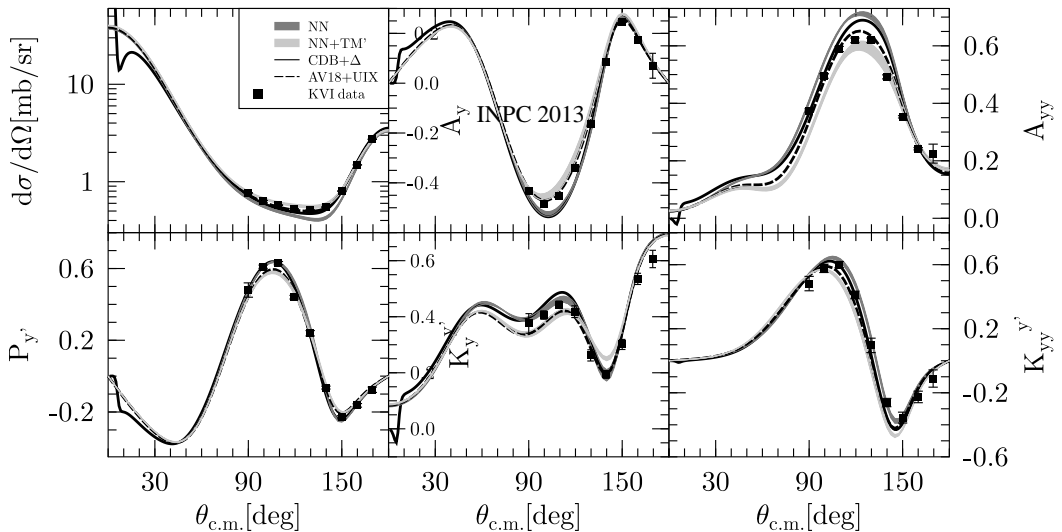


Figure 2. Data for the cross section, $d\sigma/d\Omega$, the vector, A_y , and tensor, A_{yy} , analyzing powers, the induced polarizations, $P_{y'}$, and the vector, $K_{yy}^{y'}$, and tensor, $K_{yy}^{y'}$ spin-transfer coefficients in the elastic deuteron-proton scattering. Theoretical predictions based on NN forces alone are shown by the dark grey bands, while those with NN+TM' are presented by the light grey bands. Dashed (solid) lines show the predictions using other 3NFs, AV₁₈+UIX (CDB+ Δ). For A_y , the solid line is on the lower edge of the dark grey band.

2 Representative results

In this section, some demonstrative results are presented in the elastic proton-deuteron scattering as well as the break-up channel. In Fig. 2, results are shown for the cross sections, $d\sigma/d\Omega$, the vector, A_y , and tensor, A_{yy} , analyzing powers, the induced polarizations, $P_{y'}$, and the vector, $K_{yy}^{y'}$, and tensor, $K_{yy}^{y'}$ spin-transfer coefficients in the elastic deuteron-proton scattering [14]. This experiment was performed with a 180 MeV deuteron beam on a solid CH₂ or a liquid hydrogen target [29]. $P_{y'}$ is the same as the analyzing power in the inverse reaction (with a negative sign). We used the information from our earlier measurements on the analyzing power to fix the overall small asymmetry of the detection system. It should, therefore, be noted that for $P_{y'}$, only the shape of the observable should be compared with the results of the calculations.

The error bars, which are included for each data point, are for some data points smaller than the symbol size of the point. This error accounts for the statistical uncertainties and a very small point-to-point (PTP) uncertainty. The statistical uncertainties come from the spin-dependent cross sections and the statistical uncertainty in determining the incoming-beam polarization with the in-beam polarimeter [30]. The PTP error accounts for a very small instability of the experimental apparatus over long periods of time and background subtraction. In addition to the statistical and the PTP errors, there are other types of systematic errors. These errors originate from the target thickness measurement, the estimation of the angular opening of the detector, the total collected charge, and the systematic error of the incoming beam polarization. The resultant systematic error is typically 5% for the cross sections and $\leq 3\%$ for all other spin-dependent observables.

The calculations used in the figures of this article and in almost all the studies done in the past few years come from two groups: Bochum-Cracow group [4, 31] which, for these calculations has used CD-Bonn potential [1] with TM' three-nucleon force [19], and Hanover-Lisbon group [32] which has used a slightly modified CD-Bonn potential and includes the effect of the three-body forces through the interaction with Δ [33]. The Bochum-Cracow group also uses the AV18 nucleon-nucleon potential [2] in combination with UIX three-body force [20].

For the cross sections, it is clear that the inclusion of the 3NF (three-nucleon forces) is needed and the magnitude of the correction due to 3NF is generally in agreement with the trend seen in Fig. 2 for the intermediate energies. For the analyzing powers (vector and tensor), calculations including 3NF seem to describe the data better than those based only on NN, with the exception of CDB+ Δ [33] which comes close to the results of the calculations based only on two nucleon forces. This picture is completely opposite for the spin-transfer coefficients where the calculations based on 2NF agree with those from CDB+ Δ and are also in better agreement with the experimental data. It is obvious that the full spin structure of 3NF is not understood at this energy either and needs further attention. The shape of the induced polarization is in good agreement with the results of all calculations.

For the proton-deuteron break-up reaction, two measurements have been performed using 130 MeV deuteron beam with SALAD and the liquid target developed for this purpose [23–25, 34] and three measurements have been performed at beam energies of 100 (deuteron), 135 (proton) and 190 (proton) MeV with BINA [35]. Experiments were also performed in Jülich with 130 MeV deuterons [36]. Due to the rich kinematics of the three-body final state, many kinematical configurations have been measured and analyzed. Here, only a very small sample of the analyzing-power results are shown for the experiment done at an incident proton beam energy of 190 MeV. The results shown in Fig. 3 are for configurations where the two protons scatter to forward angles of $(25^\circ, 25^\circ)$ (left panels) and $(25^\circ, 20^\circ)$ (right panels). The azimuthal opening angles between the two protons vary between 180° (top panels) to 20° (bottom panels). The results of various calculations are also shown. As can be seen from the top panels, various models agree with each other and also with experimental data for co-planar geometries. However, as one decreases the co-planarity angle from 180° to 20° , serious disagreements between various calculations set in and more importantly, they all disagree with the experimental data. Adding a 3NF to two-nucleon potential increases the disagreement even further. Even the effect of relativity [37] goes in the wrong direction. This problem needs to be further investigated.

Finally, in Fig. 4, a global comparison is shown in which all the available data for the cross sections and analyzing powers in the proton-deuteron elastic scattering in the range of 50 to 250 MeV/nucleon have been compiled and compared with theoretical calculations. For the cross sections, comparisons are made with the results of two different groups as mentioned before: Bochum-Cracow group (BC) and Hanover-Lisbon group (HL). In the latter calculations, the Coulomb effect is also included but the effects on the elastic cross sections are rather small for almost all the data points shown here. In addition to cross sections, vector analyzing powers for both polarized proton and deuteron beams are displayed. For this observable, only the results of the calculations from the Hanover-Lisbon group are used as they systematically have also taken the Coulomb force into account. Also for this observable, the effect of Coulomb is negligible for a very large part of the phase space. This figure is taken from Ref. [28] where many comparisons of this sort are made for various observables and different reactions. All the comparisons made (of which a number are shown in the figure) give a clear message, namely that the calculations based only on two-nucleon forces are not sufficient to describe the data. However, the addition of three-nucleon forces available in the literature, only sometimes helps the situation. The discrepancies generally grow with increasing incident beam energies but also when going to more backward angles. This is clearly seen in Fig. 4. For these particular observables, the addition of 3NF improves the disagreement to some extent but clearly not enough. For some other observables, the addition of 3NF even worsens the agreement. This global analysis is meant to point to observables and regions of phase space where theoretical efforts should be spent in the coming years. The spin structure of nuclear forces remain as illusive as their central part.

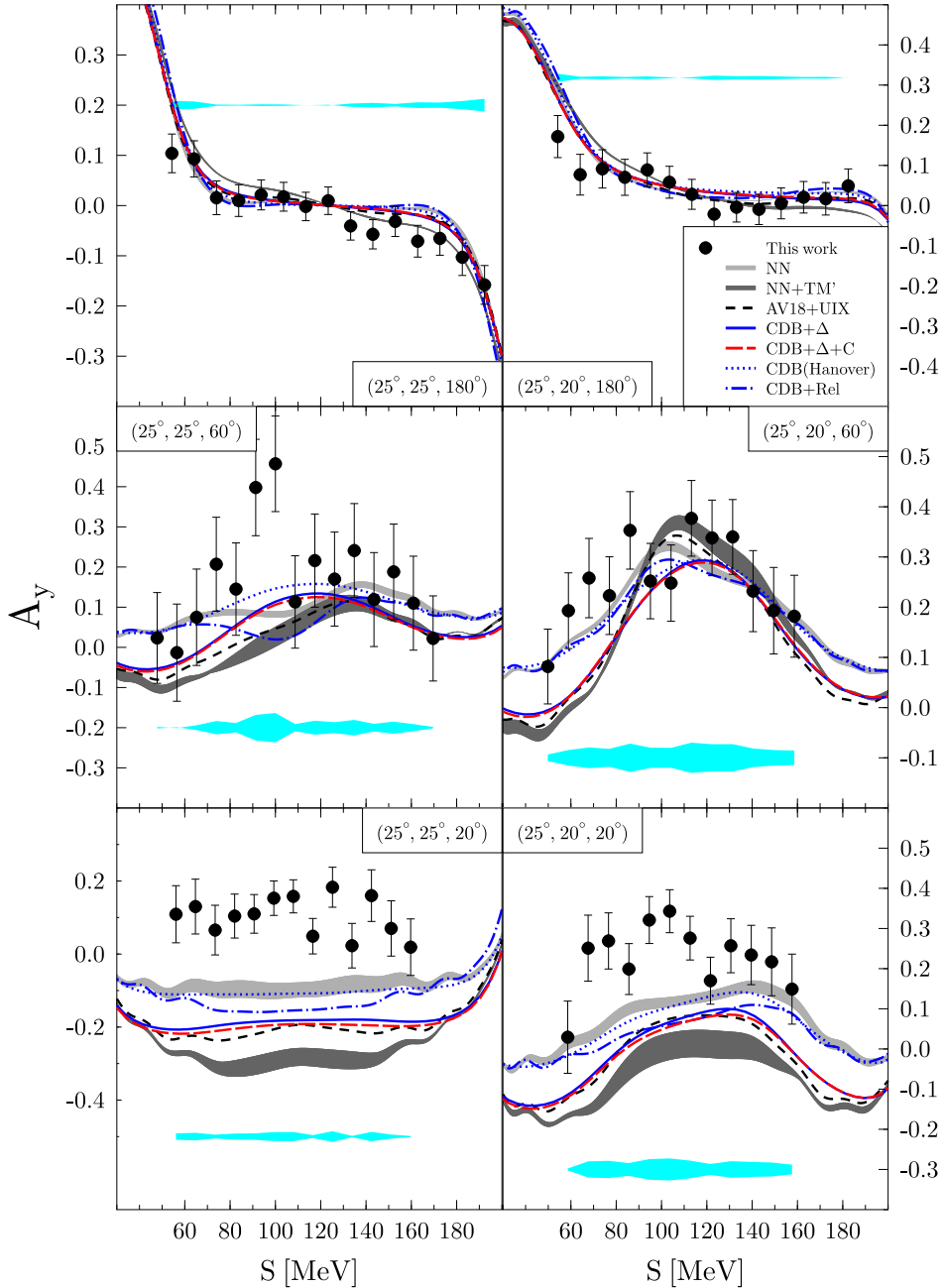


Figure 3. The results for analyzing powers of proton-deuteron break-up reaction at $E_p = 190$ MeV as a function of the kinematical variable, S , for various polar-angle combinations of the two outgoing protons and the opening azimuthal angle between them as marked in the figure by $(\theta_1, \theta_2, \phi_{12})$. The calculations are from the Hannover-Lisbon group (CDB, CDB+ Δ , and CDB+ Δ +Coulomb) and Bochum-Cracow group (NN, NN+TM', AV18+UIX, and CDB+Relativity). The systematic errors are shown by the light grey (cyan) band in the panels.

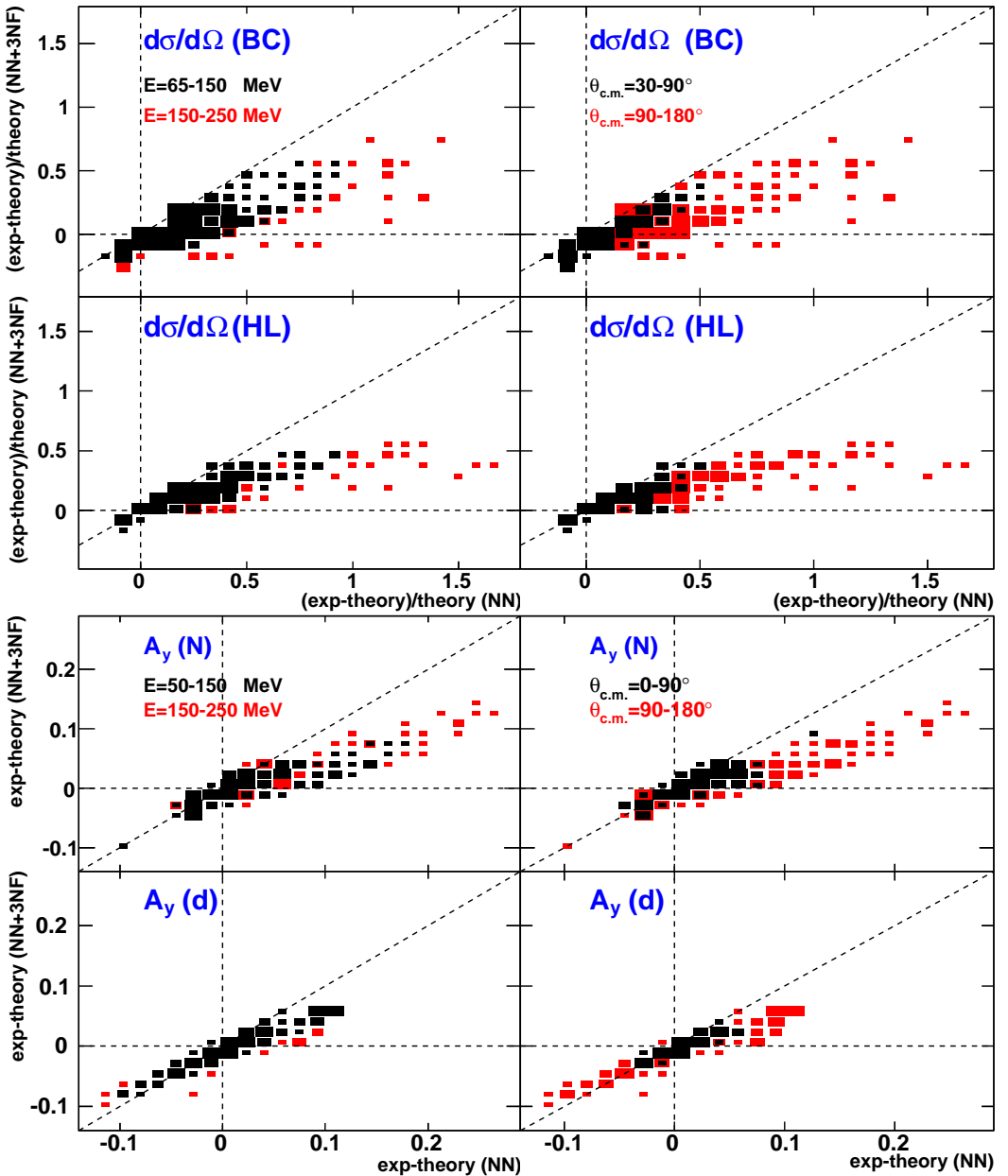


Figure 4. Results of the calculations are subtracted from all corresponding data points available in the literature for elastic scattering for the energy range of 50-250 MeV and center-of-mass angles $\theta_{c.m.} > 8^\circ$ and plotted as a difference between experimental data and calculations with only 2NF (x-axis) and with 3NF in addition (y-axis). The four top panels represent the relative differences for the cross sections: on the left for two different energy ranges in two different shades (color online) and on the right for two different angle ranges in different shades. In the top two panels Bochum-Cracow (BC) theoretical calculations are used while in the bottom two the Hanover-Lisbon (HL) calculations are utilized. The bottom four panels deal with proton and deuteron vector analyzing powers. Here, only the Hanover-Lisbon (HL) results are used for the comparison.

3 Conclusions

In order to understand the properties of the three-nucleon forces, a large data-base including spectra of light nuclei and scattering data in three-body systems with all possible observables measured is mandatory. The measurements presented in this contribution are only part of this effort. The results show unambiguously the fact that two-nucleon potentials are not enough to describe the bulk of data. However, none of the three-nucleon potentials available in the literature is at a stage of describing all the data presented here and elsewhere consistently. For the cross sections, the minimum of the cross section is filled up by adding any of the three-nucleon potentials but the improvement is certainly not sufficient. The self-consistent treatment of the Δ in the Hanover approach [33] which does a relatively good job in describing the analyzing powers in the elastic proton-deuteron scattering at energies between 100 and 200 MeV, performs less satisfactorily in some regions of phase space of the same observables (vector and tensor analyzing powers) when a deuteron beam is used. The advantage of this calculation is the inclusion of Coulomb force for the first time which is shown to be rather small in the elastic channel except for small scattering angles, but rather sizable for some configurations in the break-up channel. The illusive nature of three-body forces might be exposed completely when the results of calculations based on effective field theory become available for these intermediate energies. The error band from these calculations at intermediate energies above 50 MeV is so large that a sensible comparison presently makes no sense.

On the experimental front, efforts are continuing to investigate the nuclear forces and their manifestation in four-nucleon systems. First high-precision measurements with a deuteron beam of 130 MeV impinging on a liquid deuterium target have been performed and results are emerging [38]. For the four-body systems, exact calculations beyond the threshold are still not available. However, from the four-body scattering, regions have been selected where the quasi-free scattering is dominant and comparisons have been made with the three-body system [39].

Acknowledgments

I would like to thank my graduate students H.R. Amir-Ahmadi, Karsten Ermisch, M. Eslami-Kalantari, H. Mardanpour, and A. Ramazani-Moghadam-Aranai, whose Ph.D. thesis works formed the basis for our global analysis. J. Messchendorp has been essential in accomplishing many of the results obtained in our program. In addition, our Polish colleagues from Cracow and Catowice participated in all measurements and proposed and performed a large part of the break-up measurements. A. Deltuva from the Hannover-Lisbon group and H. Witała from the Bochum-Cracow group should be thanked for providing the calculations shown in the figures. Last but not least, I would like to acknowledge the help of KVI accelerator and source groups and technicians for providing help in all the experiments which were performed at KVI. F. Mul from the Free University in Amsterdam was instrumental in designing and constructing our detection systems used for the measurements.

References

- [1] R. Machleidt, Phys. Rev. C63, 024001 (2001).
- [2] R.B. Wiringa et al., Phys. Rev. C51, 38 (1995).
- [3] V.G.J. Stoks et al., Phys. Rev. C48, 792 (1993); Phys. Rev. C49, 2950 (1994).
- [4] W. Glöckle et al., Phys. Rep. 274, 107 (1996).
- [5] N. Sakamoto et al., Phys. Lett. B367, 60 (1996).
- [6] H. Sakai et al., Phys. Rev. Lett. 84, 5288 (2000).
- [7] R. Bieber et al., Phys. Rev. Lett. 84, 606 (2000).

- [8] K. Ermisch et al., *Phys. Rev. Lett.* 86, 5862 (2001).
- [9] K. Ermisch et al., *Phys. Rev.* C68, 051001 (2003).
- [10] K. Ermisch et al., *Phys. Rev.* C71, 064004 (2005).
- [11] K. Sekiguchi et al., *Phys. Rev.* C65, 034003 (2002).
- [12] K. Sekiguchi et al., *Phys. Rev.* C70, 014001 (2004).
- [13] H. Mardanpour et al., *Eur. Phys. J.* A31, 383 (2007).
- [14] H.R. Amir-Ahmadi et al., *Phys. Rev.* C75, 041001 (R) (2007).
- [15] A. Ramazani-Moghaddam-Arani et al., *Phys. Rev.* C78, 014006 (2008).
- [16] E. Stephan et al., *Eur. Phys. J.* A42, 13 (2009).
- [17] S. Pieper, private communication.
- [18] B.S. Pudliner et al., *Phys. Rev.* C56, 1720 (1997).
- [19] S.A. Coon et al., *Phys. Rev.* C48, 2559 (1993); *Few Body Syst.* 30, 131 (2001).
- [20] S.C. Pieper et al., *Phys. Rev.* C64, 014001 (2001).
- [21] U. van Kolck, *Phys. Rev.* C49, 2932 (1994).
- [22] E. Epelbaum et al., *Phys. Rev.* C66, 064001 (2002).
- [23] St. Kistryn et al., *Phys. Rev.* C68, 054004 (2003).
- [24] St. Kistryn et al., *Phys. Rev.* C72, 044006 (2005).
- [25] St. Kistryn et al., *Phys. Lett.* B641, 23 (2006).
- [26] A. Mehmandoost-Khajeh-Dad et al., *Phys. Lett.* B617, 18 (2005).
- [27] A. Mehmandoost-Khajeh-Dad et al., *Eur. Phys. J.* A47, 59 (2011).
- [28] N. Kalantar-Nayestanaki et al., *Rep. Prog. Phys.* 75, 016301 (2012).
- [29] N. Kalantar-Nayestanaki et al., *Nucl. Inst. and Meth. in Phys. Res.* A417, 215 (1998).
- [30] R. Bieber et al., *Nucl. Inst. and Meth. in Phys. Res.* A457, 12 (2001).
- [31] H. Witala, private communication.
- [32] A. Deltuva, private communication.
- [33] A. Deltuva et al., *Phys. Rev.* C68, 024005 (2003); *Phys. Rev.* C71, 054005 (2005); A. Deltuva et al., *Phys. Rev.* C72, 054004 (2005).
- [34] N. Kalantar-Nayestanaki et al., *Nucl. Inst. and Meth. in Phys. Res.* A444, 591 (2000).
- [35] H. Mardanpour et al., *Phys. Lett.* B687, 149 (2010).
- [36] I. Ciepał et al., *Phys. Rev.* C85, 017001 (2012).
- [37] H. Witała et al., *Phys. Lett.* B634, 374 (2006).
- [38] A. Ramazani-Moghaddam-Arani et al., *Phys. Rev.* C83, 024002 (2011).
- [39] A. Ramazani-Moghaddam-Arani et al., Accepted for publication in *Phys. Lett. B*.