

University of Groningen

Lateral manipulation for the positioning of molecular guests within the confinements of a highly stable self-assembled organic surface network

Stöhr, Meike; Wahl, Markus; Spillmann, Hannes; Gade, Lutz H.; Jung, Thomas A.

Published in:
Small

DOI:
[10.1002/smll.200700099](https://doi.org/10.1002/smll.200700099)

IMPORTANT NOTE: You are advised to consult the publisher's version (publisher's PDF) if you wish to cite from it. Please check the document version below.

Document Version
Publisher's PDF, also known as Version of record

Publication date:
2007

[Link to publication in University of Groningen/UMCG research database](#)

Citation for published version (APA):

Stöhr, M., Wahl, M., Spillmann, H., Gade, L. H., & Jung, T. A. (2007). Lateral manipulation for the positioning of molecular guests within the confinements of a highly stable self-assembled organic surface network. *Small*, 3(8), 1336-1340. DOI: 10.1002/smll.200700099

Copyright

Other than for strictly personal use, it is not permitted to download or to forward/distribute the text or part of it without the consent of the author(s) and/or copyright holder(s), unless the work is under an open content license (like Creative Commons).

Take-down policy

If you believe that this document breaches copyright please contact us providing details, and we will remove access to the work immediately and investigate your claim.

Downloaded from the University of Groningen/UMCG research database (Pure): <http://www.rug.nl/research/portal>. For technical reasons the number of authors shown on this cover page is limited to 10 maximum.



Supporting Information

© Copyright Wiley-VCH Verlag GmbH & Co. KGaA, 69451 Weinheim, 2007

Supporting Information

Lateral manipulation for the positioning of molecular guests within the Confinements of a Highly Stable Self-Assembled Organic Surface Network

by

Meike Stöhr,^{*[a]} Markus Wahl,^[a] Hannes Spillmann,^[a] Lutz H. Gade^{*[b]}

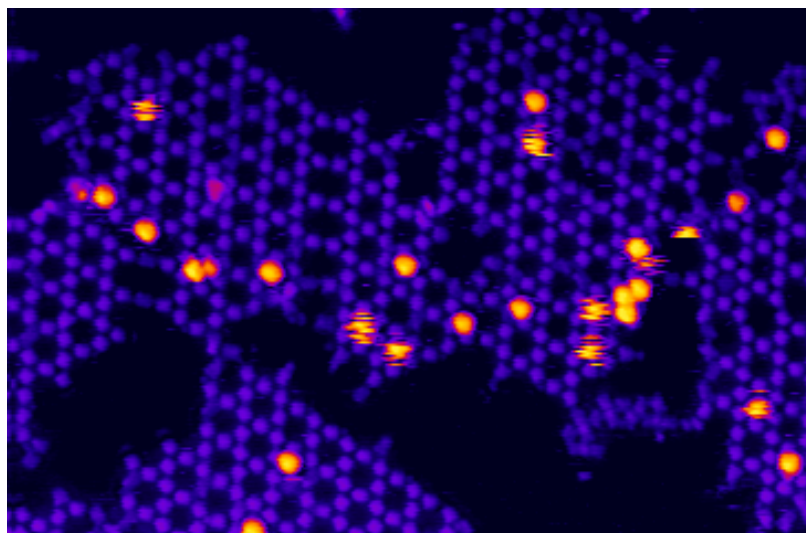
and Thomas A. Jung^{*[c]}

- [a] NCCR Nanoscale Science and Institute of Physics, University of Basel, Klingelbergstr. 82, 4056 Basel, Switzerland. E-mail: meike.stoehr@unibas.ch
- [b] Anorganisch-Chemisches Institut, Universität Heidelberg, Im Neuenheimer Feld 270, 69120 Heidelberg, Germany. E-mail: lutz.gade@uni-hd.de
- [c] Laboratory for Micro- and Nanostructures, Paul-Scherrer-Institute, 5232 Villigen, Switzerland. E-mail: thomas.jung@psi.ch

-
- 1) STM-Images of C₆₀ deposited onto dehydro-DPDI on Cu(111) recorded at ambient temperature p.2
- 2) STM-Images of C₆₀ deposited onto dehydro-DPDI on Cu(111) recorded at 77K p.3
- 3) STM-Images of C₆₀ deposited at high density onto dehydro-DPDI on Cu(111) recorded at 77K p.4
-

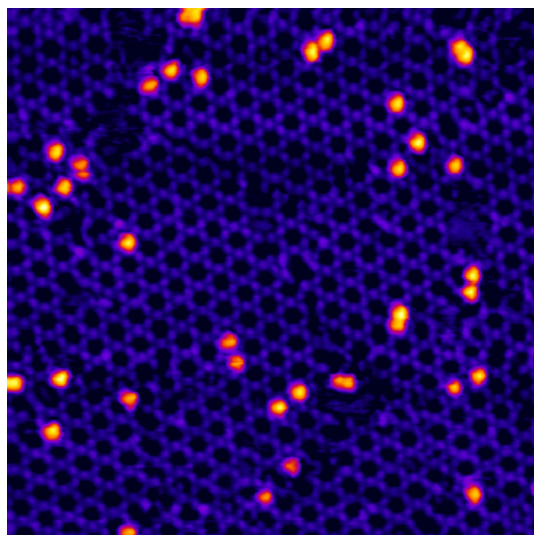
1) STM-Images of C_{60} deposited onto dehydro-DPDI on Cu(111) recorded at ambient temperature

Figure S1



2004-11-12_31, RT, 50 nm x 33 nm

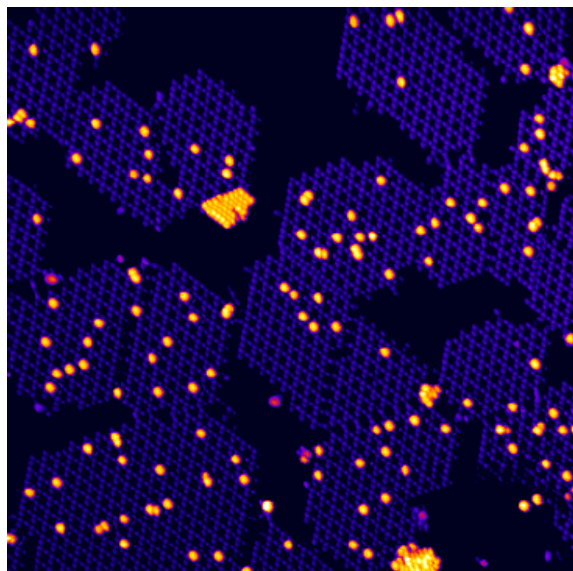
Figure S2



2005-03-16_21, RT, 50 nm x 50 nm

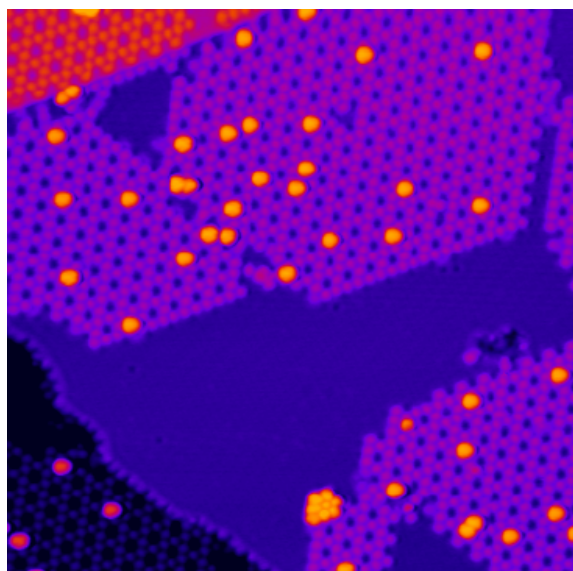
2) STM-Images of C_{60} deposited onto dehydro-DPDI on Cu(111) recorded at 77K

Figure S3



2005-07-27_07, 77 K, 100 nm x 100 nm

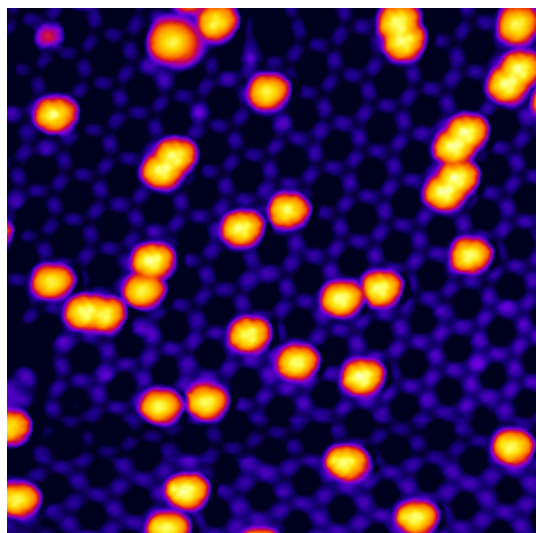
Figure S4




2005-07-28_20, 77 K, 58 nm x 58 nm

3) STM-Images of C_{60} deposited at high density onto dehydro-DPDI on Cu(111) recorded at 77K

Figure S5




2005-09028_19, 77 K, 28nm x 28nm



2005-09-28_43, 77 K, 10nm x 10nm

Figure S6



2006-01-23_13, 77 K, 30nm x 30nm