

Frequency Characteristics of Double-Walled Carbon Nanotube Resonator with Different Length

Jun-Ha LEE¹, Jeong-Won KANG², Jin-Tae KIM^{3*}

¹ Department of Computer Engineering, Sangmyung University, Chunan, Chungnam 31066, Korea

² Department of Transportation System Engineering, Korea National University of Transportation, Chungjoo, Chungbuk 27469, Korea

³ Department of Aerospace Software Engineering, Hanseo University, Seosan, Chungnam 31962, Korea

crossref <http://dx.doi.org/10.5755/j01.ms.22.2.12951>

Received 22 August 2015; accepted 09 December 2015

In this paper, we have conducted classical molecular dynamics simulations for DWCNTs of various wall lengths to investigate their use as ultrahigh frequency nano-mechanical resonators. We sought to determine the variations in the frequency of these resonators according to changes in the DWCNT wall lengths. For a double-walled carbon nanotube resonator with a shorter inner nanotube, the shorter inner nanotube can be considered to be a flexible core, and thus, the length influences the fundamental frequency. In this paper, we analyze the variation in frequency of ultra-high frequency nano-mechanical resonators constructed from DWCNTs with different wall lengths.

Keywords: molecular dynamic, DWCNT, nanotube resonator, ultra-high frequency, different wall.

1. INTRODUCTION

Many studies have been conducted on CNTs since the discovery of the carbon nanotube (CNT) in 1991. Recently, the mechanical movement of single-walled or multi-walled CNTs has been actively investigated because CNTs can be applied as a basic material to develop nano-sized devices, nano-electronic circuits, and nano-composite materials [1].

CNTs have excellent mechanical, electrical, thermal, and chemical characteristics, and as a result, it is expected for CNTs to be used as next-generation materials in a number of industries, including IT, alternative energy, and composite materials.

Molecular dynamics simulations are extensively used these days because it is very difficult to conduct actual experiments at the nano-scale [2]. Therefore, computer simulations are drawing attention as next-generation experimental platforms. Mechanical resonators play a key role [3] because if the size of the resonator is reduced, the frequency of resonant increases and less energy needs to be consumed [4]. For sensors, high resonance frequencies are synonymous with a high sensitivity [5], and in wireless communication, high-frequency resonators are applicable in high-frequency filters, oscillators, and mixers (among others).

New studies have been conducted in these areas as high-frequency nano-electromechanical systems are further developed, and resonators and oscillators that use CNTs have been recently investigated [6, 7]. The vibrations of CNTs and the amplitude of the thermal vibrations of a CNT with a tip hanging from the wall are currently being studied to predict the Young's modulus of the CNT [8].

CNTs possess ideal characteristics, such as a high elastic modulus and thermal conductivity, and these ideal

characteristics along with their nano-meter size and perfect atomic structure, make CNTs a promising material to build components for high-frequency oscillators targeting nano-electromechanical systems for signal processing applications.

Double-walled carbon nanotube (DWCNT) resonators have different mechanical structures than SWCNT resonators due to the interlayer interactions that are characterized by the van der Waals (vdW) potential for carbon. Jiang et al. [2] used classical MD simulations to study the energy dissipation of cantilevered single-walled CNT oscillators. A DWCNT can be fabricated with a short outer wall by thinning and opening the DWCNT through oxidation with carbon dioxide [3] and by burning the outer wall using an electric current. A DWCNT with a short inner wall can be fabricated through the nano peapod-to-DWCNT transition [9].

A short inner CNT functions for the DWCNT resonators, and their basic frequency is affected by their length, so this paper proposes a new method to analyze the frequency of a nano-sized resonator using DWCNTs. The proposed method for frequency analysis is expected to be widely applicable for implementation with various frequency devices that control the length of inner or outer CNTs. Furthermore, the proposed method analyzes the ultrahigh frequency characteristics of the nano-sized resonators by applying atomic unit modeling to DWCNTs with different lengths. The results are then analyzed to apply this method for devices of various frequencies. The results of the analysis indicate that the DWCNT resonators with various wall lengths can be used to develop design guidelines to produce very fine synchronizers [10–13].

2. FREQUENCY CHARACTERISTICS

Jiang et al. carried out simulations of classical molecular dynamics (MD) to investigate the energy consumption from the oscillations of CNTs with a hanging

* Corresponding author. Tel.: +82-41-660-1364; fax: +82-41-660-1119.
E-mail address: jtkim@hanseo.ac.kr (J.T. Kim)

tip [7, 14]. Furthermore, studies have reported results on the vibration characteristics of DWCNT resonators using the continuum model method [15, 16]. However, these studies used DWCNTs that have the same lengths of the inner and the outer CNTs, and in fact, resonators based on the CNTs can use DWCNTs with different CNT lengths [17, 18]. However, no studies have yet been conducted for DWCNTs with different lengths of inner and outer CNTs [19–21].

In this paper, we performed the MD simulations aimed at different ends hanging DWCNT resonator has the length (cantilever mode). Accurate experiments on the inter-wall distance of DWCNTs have indicated that this value can change from 3.0 Å to 5.4 Å [22]. However, the CNT distance that offers a high level of stability is mainly 3.5 Å [23]. This study uses 5.0 and 14.0 DWCNTs to analyze the properties according to the different lengths with a CNT space of 3.4 Å. This CNT space was selected because it is the best size to produce stable DWCNTs, and as a result, new information has been discovered regarding the basic frequency according to differences in the CNT length [24–27].

The MD simulations were conducted for two cases. In the first case, the inner length (5.0) CNT was fixed at 5 nm (L_I), and the outer length (14.0) CNT changed. In the second case, the outer (5.0) CNT was fixed at 5 nm while the inner (14.0) length changed from 0 to 10 nm.

It is important to use an appropriate atomic interaction model equation for molecular dynamics simulations. The atomic combination between carbon atoms in a single-walled carbon nanotube forms a covalent bond that can generally be calculated using the Tersoff-Brenner potential, and so the atomic interaction model equation is the most important consideration for the model in the molecular dynamics simulation [28].

The remote carbon interaction between the CNT walls is the van der Waals interaction, which can be modeled using the Lennard-Jones 12–6 potential. The Tersoff-Brenner potential was used because the carbon atom maintains a covalent bond in the CNT [29], and furthermore, the Lennard-Jones 12–6 (LJ12-6) potential was used for the remote reaction of the carbon atoms while the data derived by Ulbricht was used for the parameters [30].

3. RESULTS OF ANALYSIS

Fig. 1 and Fig. 2 show the resonant frequencies as a function of L_5 and L_{10} , and the contour of the resonant frequencies for L_5 and L_{10} , respectively. As shown in Fig. 1 and Fig. 2, a peak in the resonant frequencies occurs for about 1 nm of DWCNT. The resonant frequencies are thus further reduced depending on the increase in length of L_5 and L_{10} . The resonant frequency curve of the ridge thus produces a peak at $L_{10} = 7$ nm.

The resonance frequencies are almost constant when $L_5 \leq L_{10}$, whereas decreasing resonance frequencies follow the frequency decrease trend of SWCNTs with increasing L_5 when $L_5 > L_{10}$. These results show that when the inner wall is entirely encapsulated inside the outer wall, the vibration of the DWCNT is greatly influenced by the vibration of the outer wall. However, we note that the

encapsulated inner wall is slightly influenced by the vibration of the corresponding DWCNT with the vdW interaction.

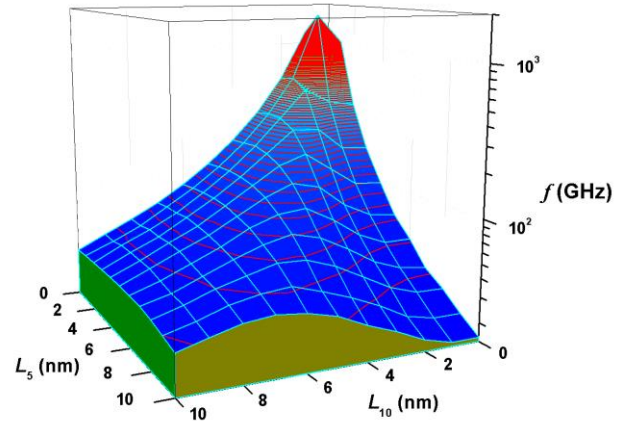


Fig. 1. Resonant frequencies as functions of L_5 and L_{10}

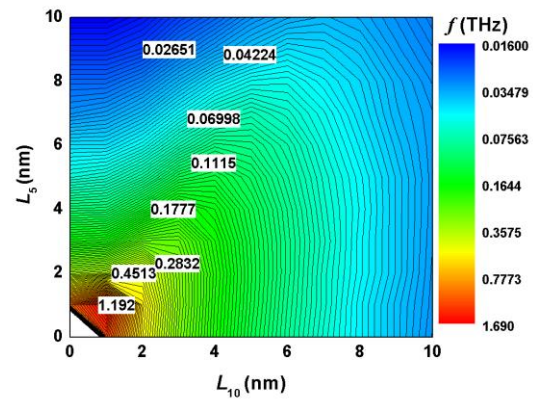


Fig. 2. Contour of the resonant frequencies of L_5 and L_{10}

4. DISCUSSION

Fig. 3 shows the displacement of the tip according to the MD time when $L_I = 5$ nm and L_O change from 0 to 10 nm. Fig. 4 shows the displacement of the tip according to the MD time when $L_O = 5$ nm and L_I changes.

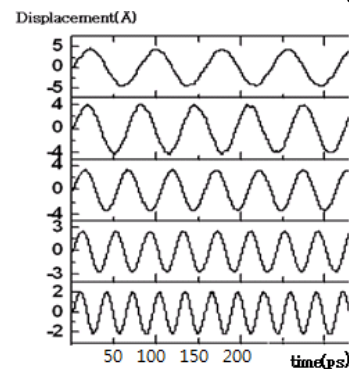


Fig. 3. Displacement MD time when L_O changes from 0 to 10 nm

The frequency change due to the differences in the CNT lengths corresponding to Fig. 5 and Fig. 6. In order to induce a basic frequency according to change in the length, a frequency spectrum was obtained from data in Fig. 5 and Fig. 6 using the Fast Fourier Transform (FFT) as in Fig. 5 and Fig. 6. As is shown in Fig. 5, when $L_I = 5$ nm, the basic frequency was observed to decrease as L_O exceeded 4 nm. However, as in Fig. 6, the basic frequency remained

constant according to the increase in L_I up to $L_I = 4$ nm when $L_O = 5$ nm and decreased when L_I was longer than 5 nm.

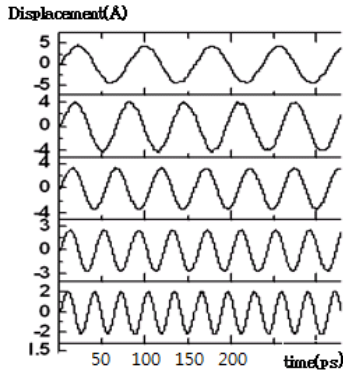


Fig. 4. Displacement MD time when L_I changes from 0 to 10 nm

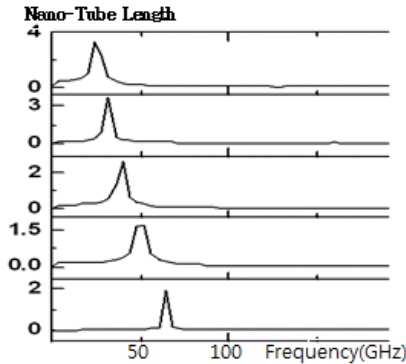


Fig. 5. Spectrum according to the increase in L_O

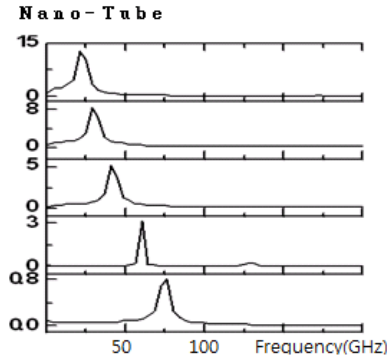


Fig. 6. Spectrum according to the increase in L_I

Fig. 7 shows the fundamental frequency according to the ratio of L_I or L_O . The fundamental frequency of the (14,0) CNT with an end of 5 nm length was almost twice that of the (5,0) CNT of the same length. In the case of the external (14,0) CNT with a length of 5 nm, the fundamental frequency increased moderately following the increase in the length of the interior (5,0) CNT to up to $L_I = 4$ nm, but it decreased afterward. When $L_I = 5$ nm, the trend in the frequency change conformed well to the Gauss distribution when the length of L_O was between 2–7 nm. In the case of the interior (5,0) CNT, the fundamental frequency increased moderately following the increase in the length of the external (14,0) CNT to up to $L_O = 4$ nm but decreased afterward. According to the results the regression analysis of the MD simulation using the Gauss distribution, the maximum frequency of the (5,0)(14,0) CNT resonator with a length exceeding 5 nm was obtained when $L_O = 3.8$ nm and $L_I = 5$ nm. When L_I or L_O become longer than 5 nm, all of the frequencies showed a similarity

despite their structural differences.

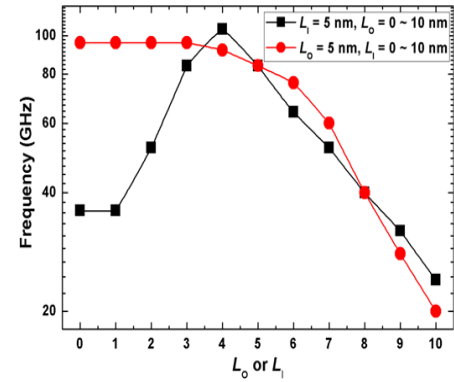


Fig. 7. Fundamental frequency analysis of the Nanotube resonator

For the structure used in the simulations of this paper, one of the corners of the interior and exterior walls is fixed and the other side moves freely. Hence, when the length of the exterior wall exceeds that of the interior wall, the shorter interior wall affects the vibration of the exterior wall. As a result, the fundamental frequency of the short interior wall increased slightly.

5. CONCLUSIONS

We conducted classical molecular dynamics simulations to investigate the behavior of ultrahigh frequency nano-mechanical resonators made of DWCNTs with various wall lengths, and we intended to determine the variations in the frequency of these resonators according to the DWCNT wall lengths. In this study, the changes in the basic frequency were analyzed for the DWCNT resonators with tips hanging from the wall and with different CNT lengths. MD simulations were conducted for 5.0 and 14.0 DWCNTs with a 10 nm or smaller length in order to analyze the basic frequency according to the changes in the DWCNT resonator. The results of the analysis were interpreted such that the DWCNT resonators can show various changes in their performance according to differences in chiral indices. The MD simulations indicate that devices with various frequencies can be implemented when the inner or outer CNT lengths change. Regarding a DWCNT resonator with a CNT that has a short outer part, the free tip plays a key role in the vibration of the long inner CNT. Meanwhile the short inner CNT acted as a soft core in all three boundary conditions, confirming that the basic frequency is affected by the length.

REFERENCES

1. Li, C., Chou, T.W. Single-Walled Carbon Nanotubes as Ultrahigh Frequency Nanomechanical Resonators *Physical Review B* 68 2003: pp. 073405-1–073405-1.
2. Jiang, H., Yu, M.F., Liou, B., Huang, Y. Intrinsic Energy Loss Mechanisms in a Cantilevered Carbon Nanotube Beam Oscillator *Physical Review Letters* 93 2004: pp. 185501-1–185501-4.
3. Tsang, S.C., Harris, P.J.F., Green, M.L.H. Thinning and Opening of Carbon Nanotubes by Oxidation Using Carbon Dioxide *Nature* 362 1993: pp. 520–522.

4. **Collins, P.G., Hersam, M., Arnold, M., Martel, R., Avouris, P.** Current Saturation and Electrical Breakdown in Multiwalled Carbon Nanotubes *Physical Review Letters* 86 2001: pp. 3128–3131.
5. **Tersoff, J.** Modeling Solid-State Chemistry: Interatomic Potentials for Multicomponent Systems *Physical Review B* 39 1989: pp. 5566–5568.
6. **Li, C., Thostenson, E.T., Chou, T.W.** Sensors and Actuators Based on Carbon Nanotubes and Their Composites: A Review *Composites Science Technology* 68 2008: pp. 1227–1249.
<http://dx.doi.org/10.1016/j.compscitech.2008.01.006>
7. **Ulbricht, H., Moos, G., Hertel, T.** Interaction of C₆₀ with Carbon Nanotubes and Graphite *Physical Review Letters* 90 2003: pp. 095501-1–095501-4.
8. **Qian, D., Wagner, G. J., Liu, W.K., Yu, M.F., Ruoff, R.S.** Mechanics of Carbon Nanotubes *Applied Mechanics Reviews* 55 2002: pp. 495–533.
<http://dx.doi.org/10.1115/1.1490129>
9. **Guisca, C.E., Tison, Y., Stolojan, V., Borowiak-Palen, E., Silva, S.R.P.** Inner-Tube Chirality Determination for Double-Walled Carbon Nanotubes by Scanning Tunneling Microscopy *Nano Letters* 7 2007: pp. 1232–1239.
10. **Kwon, O.K., Lee, J.H., Park, J.C., Kim, K.S., Kang, J.W.** Molecular Dynamics Simulation Study on Graphene-Nanoribbon-Resonators Tuned by Adjusting Axial Strain *Corrent Applied Physics* 13(2) 2013: pp. 360–365.
11. **Kim, J. T., Lee, J. H.** Frequency Vibrational Behavior Analysis of Double-Wall Carbon Nanotube Resonator *Journal of the Korea Institute of Information and Communication Engineering* 15 2011: pp. 169–174.
12. **Kim, J.S., Kim, G.H., Kim, C.I.** Synthesis and Microstructure of Single-Walled Carbon Nonotubes By Catalytic Chemical Vapor Deposition Method *The Transactions of The Korean Institute of Electrical Engineers* 55C 2006: pp. 359–363.
13. **Jung, S.I., Lee, S.B.** A Reliable Field Emission Performance of Double-Walled Carbon Nanotube Field Emitters *Journal of the Korean Vacuum Society* 17 2008: pp. 566–575.
14. **Zhao, X., Cummings, P. T.** Molecular Dynamics Study of Carbon Nanotube Oscillators Revisited *The Journal of Chemical Physics* 124 2006: p. 134705-1–134705-8.
15. **Yakobson, B.I., Brabec, C.J., Bernholc, J.** Nanomechanics of Carbon Tubes: Instabilities Beyond Linear Response *Physical Review Letters* 76 1996: pp. 2511–2514.
<http://dx.doi.org/10.1103/PhysRevLett.76.2511>
16. **De Los Santos, H.J.** Introduction to Microelectromechanical Microwave Systems, Artech House Publishers, London, 1999.
17. **Kang, J.W., Choi, Y.G., Kim, Y.H., Jiang, Q., Kwon, O.K., Hwang, H.J.** The Frequency of Cantilevered Double-Wall Carbon Nanotube Resonators as a Function of Outer Wall Length *Journal of Physics Condensed Matter* 21 2009: p. 385301–385301.
18. **Kang, J.W., Kwon, O.K.** A Molecular Dynamics Simulation Study on Resonance Frequencies Comparison of Tunable Carbon-Nanotube Resonators *Applied Surface Science* 258 (6) 2012: pp. 2014–2016.
<http://dx.doi.org/10.1016/j.apsusc.2011.05.026>
19. **Lair, S.L., Herndon, W.C., Murr, L.E.** Stability Comparison of Simulated Double-Walled Carbon Nanotube Structures *Carbon* 46 2008: pp. 2083–2095.
20. **Tersoff, J.** New Empirical Model for the Structural Properties of Silicon *Physical Review Letters* 56 1986: pp. 632–635.
21. **Brenner, D.W.** Empirical Potential for Hydrocarbons for Use In Simulating The Chemical Vapor Deposition of Diamond Films *Physical Review B* 42 1990: pp. 9458–9471.
22. **Jensen, K., Kim, K., Zettl, A.** An Atomic-Resolution Nanomechanical Mass Sensor *Nature Nanotechnology* 3 2008: pp. 533–537.
<http://dx.doi.org/10.1038/nnano.2008.200>
23. **Sazonova, V., Yaish, Y., Ustunel, H., Roundy, D., Arias, T.A., McEuen, P.L.** A Tunable Carbon Nanotube Electromechanical Oscillator *Nature* 431 2004: pp. 284–287.
24. **Song, Y.J., Lee, J.H., Kim, J.T., Choi, J.H.** A Study of Ultra-High Frequency Characteristics of Twin-Wall Carbon Nanotube Resonator *Proceedings of International Conference on Electronics, Information and Communications* 2010: pp. 417–418.
25. **Kang, J.W., Kwon, O.K., Hwang, H.J., Jiang, Q.** Resonance Frequency Distribution of Cantilevered (5,5)(10,10) Double-Walled Carbon Nanotube With Different Lengths *Molecular Simulation* 37 (1) 2011: pp. 18–22.
26. **Lee, J.H., Kim, K.S., Kang, J.W.** Developing A Nanotube-Based Electromechanical-Device for Measuring Angular Velocity *Computational Materials Science* 48 2010: pp. 837–841.
27. **Kang, J.W., Kwon, O.K., Lee, J.H., Choi, Y.G., Hwang, H.J.** Frequency Change by Inter-Walled Length Difference of Double-Wall Carbon Resonator *Solid State Communications* 149 2009: pp. 1574–1577.
<http://dx.doi.org/10.1016/j.ssc.2009.05.041>
28. **Zheng, Q., Jiang, Q.** Multiwalled Carbon Nanotubes as Gigahertz Oscillators *Physical Review Letters* 88 2002: pp. 045503-1–045503-3.
29. **Treacy, M.M.J., Ebbesen, T.W., Gibson, T.M.** Exceptionally High Young's Modulus Observed for Individual Carbon Nanotubes *Nature* 381 1996: pp. 678–680.
30. **Xu, K.Y., Guo, X.N., Ru, C.Q.** Vibration of A Double-Walled Carbon Nanotube Aroused by Nonlinear Intertube Van Der Waals Forces *Journal of Applied Physics* 99 2006: pp. 064303-1–064303-7.