

Population scenarios 2010-2050 for MED11 countries

A MEDPRO WP3 Research Report

by

George Groenewold, Joop de Beer, Corina Huisman

**Netherlands Interdisciplinary Demographic Institute
The Hague, The Netherlands**



Table of Contents

Preface	v
1. Introduction	1
2. MEDPRO development scenarios	3
3. Demographic response	7-20
3.1 Qualitative population scenarios	7
3.2 Quantitative population scenarios	17
4. Population scenarios : 2010-2050 for MED11 countries	21-29
4.1 Methodology	21
4.2 Results	22
5. Discussion	31-33
References	35
Annex 1. Trends in demographic indicators	37
Annex 2. Details of quantitative scenarios assumptions	39
Annex 3. Population scenarios 2010-2050, detailed results by age group and sex	45

Preface

MEDPRO has been initiated and is coordinated by Dr. Rym Ayadi of the Centre for European Policy Studies (CEPS), Brussels. The project is funded under the Seventh Framework Programme (FP7) of the European Commission (EC). Within the project NIDI leads a work-package (WP3) on demographic research and scenarios, and collaborates with the Faculty of Economics and Political Science of the Cairo University (FEPS), the Palestinian Economic Policy Research Institute (MAS), the Tunisian Institute of Competitiveness and the Quantitative Studies (ITCEQ), and the Institut Marocain des Relations Internationales (IMRI).

Objective of MEDPRO is to develop policy options and strategies for the period 2010-2050 for 11 Mediterranean countries (MED11) addressing seven different themes covering political, demographic, environmental, economic, regional integration, financial, human capital issues. MED11 countries are Algeria, Egypt, Israel, Jordan, Lebanon, Libya, Morocco, Palestine, Syria, Tunisia and Turkey.

In a first phase of the project, theme-specific or partial scenarios are derived based on a general common conceptual framework from which four different sets of assumptions are derived about future economic growth in MED11 countries and forms of cooperation with EU countries. In a second phase, results of partial scenarios are pooled to derive four sets of integrated scenarios. In a final phase, scenario results and policy implications are conveyed to MED11 and EU policy makers through policy briefs and sensitization workshops

This report is part of deliverable 2 of WP3 and was produced by George Groenewold, Joop de Beer and Corina Huisman of NIDI.

We express our gratitude to our MEDPRO colleagues and Professor Youssef Courbage of INED (Institut National d'Études Démographiques), external advisor to the project, for constructive comments and suggestions to earlier versions of this report.

1. Introduction

A European Neighbourhood Policy (ENP) was developed in 2004, with the goal of avoiding the emergence of new dividing lines between an enlarged EU (EU15->EU27) and new neighbour countries and instead strengthening the prosperity, stability and security of all. The idea of the ENP was taken revamped in 2008 by launching the Union for the Mediterranean (UfM), a multilateral partnership between the 27 EU countries and 16 Mediterranean partner countries from North Africa, the Middle East and the Balkans. The UfM (a.k.a. the Barcelona Process) was launched after plans to create an autonomous Mediterranean Union, akin to the EU, was dropped. Realization of common goals in terms of prosperity, stability and security is influenced by demographic factors and pressures in both EU27 countries and 16 ENP countries (Algeria, Armenia, Azerbaijan, Belarus, Egypt, Georgia, Israel, Jordan, Lebanon, Libya, Moldova, Morocco, Occupied Palestinian Territory, Syria, Tunisia and Ukraine). Factors and pressures in these two regions are quite different though as ageing and slow population growth characterise EU countries while young population structures and population growth still characterize most populations in countries of North Africa and the Middle East. However, as many ENP countries have almost completed the second phase of the demographic transition of declining birth and death rates, the issue of ageing, including health and economic implications, is becoming important.

This is the context of a multi-country project, funded under the EU 7th Framework Program, called MEDPRO – Mediterranean Prospects. Since 2010, a consortium of 17 institutions from EU and selected ENP neighbouring countries explores future challenges faced by 11 (MED11) countries in Mediterranean Basin (Algeria, Egypt, Israel, Jordan, Lebanon, Libya, Morocco, Occupied Palestinian Territory, Syria, Tunisia, and Turkey¹) for the period 2010-2050. The project explores and analyses future challenges in the following fields: (1) geopolitics and governance, demography, health, ageing, (2) management of environment and natural resources, (3) energy and climate change mitigation, (4) economic integration, trade and investment; (5) financial services and capital markets; (6) human capital, social protection, and inequality. In these key-fields, country-specific differences and common features are identified and analysed, including linkages with ongoing and expected developments in EU countries and the EC political arena, leading to the derivation of different scenarios of future economic and political development for MED11 countries and the region as a whole.

The focus of this report is on population and development scenarios of MED11 countries for the period 2010-2050. More specifically, we address (1) design aspects of the MEDPRO population and development scenarios, and projection methodology, (2) main results of population scenarios for MED11 countries, including comparison with results of the UN medium variant projection and EUROSTAT EU-27 population projection, and (3) we reflect on the implications of the scenarios for policy and planning, and elaborate on what the effect of the current dramatic political and societal events in the region might be on the results of our population scenarios.

Section 2 describes the MEDPRO framework for development scenarios. Sections 3 and 4 describe how demographic behaviour might respond if people in MED11 countries would live in four different macro-economic and political contexts. Focus in section 3 is on developing

¹ The ENP is addressed to countries which do not, or do not presently, have an accession perspective. Turkey was recognised as a candidate country, at the Helsinki European Council in December 1999 and is therefore not covered by the European Neighbourhood Policy. In the MEDPRO project Turkey was included because it is a key player in economic, socio-political and environmental developments in the Mediterranean Basin.

story lines, i.e. qualitative population scenarios, about how demographic behaviour may change if the development context change, and we operationalize these in the form of quantitative population scenarios. In section 4 we briefly describe the population projection methodology and we present and analyse main results of the population scenarios 2010-2050 for MED11 countries. In section 5 we discuss address the implications of the population scenarios and reflect on the plausibility of the results in light of the dramatic political transitions in the region.

2. MEDPRO development scenarios

The MEDPRO project developed a general conceptual framework for deriving economic-political development scenarios for the period 2010-2050 (Sessa, 2011). These scenarios each sketch a different context within which demographic behaviour would unfold leading to the formulation of different qualitative and quantitative demographic response scenarios for MED11 countries.

In a first step, two key dimensions of this general framework were identified: (1) future development of total wealth in MED11 countries (decreases or increases), and (2) future options for international cooperation (i.e. EU27-MED11 integration or EU27-Pan Arab alliance) whereby a distinction was made whether a particular option would become a success or failure. This is summarized in Table 1, implying eight potential scenarios.

Table 1: Identification of potential economic-political scenarios for the future

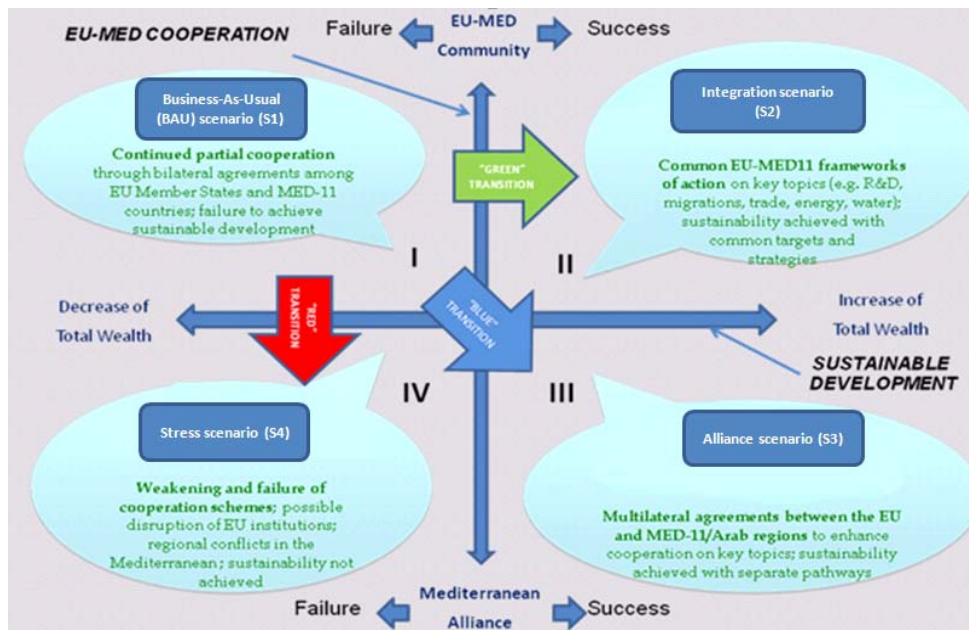
				Total wealth	
				Increase	Decrease
EU-MED11 cooperation			Success	2	
			Failure		1
Mediterranean Alliance cooperation			Success	3	
			Failure		4

In a second step, to avoid dealing with a large number of potential scenarios, four were selected from the eight potential scenarios by introducing the following assumptions:

- a. Future increases in total wealth cannot co-exist or be achieved without interregional or regional cooperation.
- b. Future options of international cooperation are limited to two types: (1) cooperation with EU countries and integration of MED11 countries in an expanding EU market, (2) launching of an independent Pan-Arab political and economic system akin to the EU.
- c. MED11 countries either cooperate within a framework with EU countries or in one with all other Arab league nations, not in both.

In a third step, a general framework for economic-political development was constructed, including the labelling and description of four development scenarios for MED11 countries (Figure 1). Each development scenario describes a possible economic-political future in which inhabitants may come to live, should such a future materialize. Below, we describe each of these economic-political scenarios.

Figure 1. Framework of economic-political scenarios for MED11 countries (Sessa, 2011)



In a fourth step, demographic response scenarios were derived from each of the economic-political development scenarios. These are described in the next section.

Business-as-usual (BAU) scenario (S1). This scenario describes a future in which past trends are to some extent extrapolated. This includes emerging issues on the political front in various MED11 countries (Arab spring) since 2010 as well as the financial crisis in the EU region but it assumes that internal MED11 and EU market problems will be resolved by 2015. It means that in this period the situation settles around the observed past trend of gradual decrease in total wealth resulting from the partial and *ad hoc* style of MED11-EU cooperation failing to develop firm action and collaboration regarding key political, security, economic, socio-cultural and environmental issues. The BAU scenario (S1) assumes that the EU also pays a price for not expanding EU-membership beyond the current 27 countries in terms of foregoing certain economic and political benefits. Overall, the BAU scenario (S1) assumes that in the period 2010-2050 the economic influence of the EU in the Middle East will diminish. On the political front, the scenario assumes that the Israel-Palestine conflict will not be resolved which will hamper economic development and political stability in the Middle East. Apart from the recent political developments in the 2010-2012 period, this scenario foresees no further breakthrough political, social, technological, and cultural changes in the future.

Integration scenario (S2) describes a brighter future. EU-MED11 cooperation is assumed to improve significantly so that, over time, by 2050 a common market exists in which EU and MED11 countries are highly integrated at the political, economic, social and military levels. The Integration scenario (S2) is essentially a vision of an expanding European Union to include all MED11 countries as full members. This means emergence of one common market with a free flow of capital, goods and persons. In this vision, the Palestinian-Israeli conflict is resolved and the expectation is that in due time the EU-MED11 region will prosper. This also means that extreme wealth-differences between and within countries will decrease, partly as a result of “good governance” practices. At the global scale, the pay-off is that the EU-MED11

market becomes one of the three key economic and political powers in the world, including the USA and China.

Alliance scenario (S3) also sketches a brighter future than the BAU scenario (S1) but this future is shaped in a different manner. This scenario describes a future where the EU expands, but only includes Russia and Turkey. MED11 countries will increase their collaboration and expand to include other countries in the Middle East (e.g. Iraq, Jemen, Saudi Arabia, Sudan) and form one large Pan-Arab common market, akin to the EU. Due to their geographic proximity a strategic alliance is formed between the EU and Pan-Arabic markets to ensure that the two adjacent and independent markets are connected in an efficient and effective manner, contributing to economic prosperity and political stability in both regions. Thus, economic and political interaction and development is first and foremost taking place between countries *within* the two regional markets. In this scenario, the Israel-Palestinian conflict is also assumed to be resolved so that a major barrier to internal (south-south) market cooperation is removed. Eventually, the Mediterranean region emerges as a peaceful and inspiring meeting and business place of people living in two adjacent regional markets. The EU and Pan-Arab markets do collaborate, in particular on some key issues such as security and quality of environmental resources. However, development of an independent and effective Pan-Arab economy and political system takes time so that economic benefits in terms of total wealth increases, compared to the Integration scenario (S2), are expected at a later stage in the period 2010-2050. Eventually, this scenario foresees a multi-polar global market with several economic regions competing and without a particular one dominating.

Stress scenario (S4) sketches a grim outlook to the future. The Mediterranean Sea is perceived as dividing line between two opposing and competing cultures, i.e. European vis-à-vis Arab cultures. Socioeconomic development and international cooperation is under threat. Within the Arab region, the Israel-Palestinian conflict lingers on, hampering economic development and political cooperation within the region. This scenario is a worse-case scenario regarding economic and political development in the Arab world. Although inhabitants of MED11 countries pay a highest price in terms of decreasing prosperity, security and well-being, people in adjacent EU countries will in the medium and long run also be affected by negative economic and political spill-over effects. This scenario describes a future with increases in poverty, political instability and -insecurity, natural resource depletion and pollution, and social and ethnic conflicts.

3. Demographic response

3.1 Qualitative population scenarios

What kind of response might result if people in MED11 countries would be exposed to each of the above described economic-political contexts? Before addressing this question, a brief reconnaissance of some main demographic indicators of MED11 countries is justified.

Table A1.1 in Annex 1 shows that MED11 countries comprise more than 80% of the population of Arab League countries (i.e. generally referred to as the Arab world). The table also shows that population growth in these countries has been substantial in the past decades and that future population prospects are mainly determined by demographic behaviour in the largest countries Egypt and Turkey, and, to a lesser extent, Algeria and Morocco. To date, about 45% of the population in MED11 countries live in these four MED11 countries.

Furthermore, macro-economic and political changes have resulted in quite different demographic behavioural responses. For example, in the case of Israel, in 2008, the population consisted of about 75.5% Jews, 16.8% Arabs, 2.1% Christians, 1.7% Druze, and 3.9% others unclassified by choice. These groups have responded in different ways to macro-economic and political changes. The overall level of fertility in terms of the Total Fertility Rate (TFR²) has more or less remained constant at about 2.9 children per woman between 1990 and 2009. However, this figure masks changes that took place in fertility rates in population sub-groups during that period. For instance, fertility levels of the Jews increased from 2.6 to almost 3.0, but fertility among Arabs decreased from 4.8 to 3.8 children, while among Christians it remained unchanged at replacement level fertility (2.1). Among the Druze, TFR declined from 3.8 to 2.5 and among people that choose not to indicate their ethnic affiliation fertility remained more or less constant and (far) below replacement level fertility (1.6) (ICBS, 2012). In the case of Turkey, the demographic response of past macro-economic and political change lead to an overall decline in TFR of 3.1 children per woman in 1990 to replacement level fertility (2.1) in 2009. However, macro-economic change has resulted in declines in fertility among the two main ethnic groups, Turks and Kurds, but the decline was much slower among Kurds. Among others this becomes visible in spatial differences in fertility rates, notably between the core area of Turks (urban areas of West Turkey) and the core area of Kurds (rural Central and Eastern Turkey). In Western Turkey fertility levels declined since 1990 to below replacement level in 2003 (i.e. 1.85) while levels in a major rural parts of Turkey, such as in Eastern Turkey, remained fairly high at 3.8 live births per woman (HUIPS, 2009).

Below, we composed four different demographic response scenarios, i.e. story lines, that describe how migration, fertility and health/mortality might be affected if people in MED11 countries would come to live in a macro-economic and political future context as derived from the MEDPRO common scenario framework.

BAU-scenario (S1) sketches a future (2010-2050) in which past poor macro-economic performance and political instability continues without major breakthroughs.

² Mean number of children that a woman in the age rang 15-49 is expected to give birth to under the assumption that all women will survive until the end of their reproductive life (i.e. about age 50).

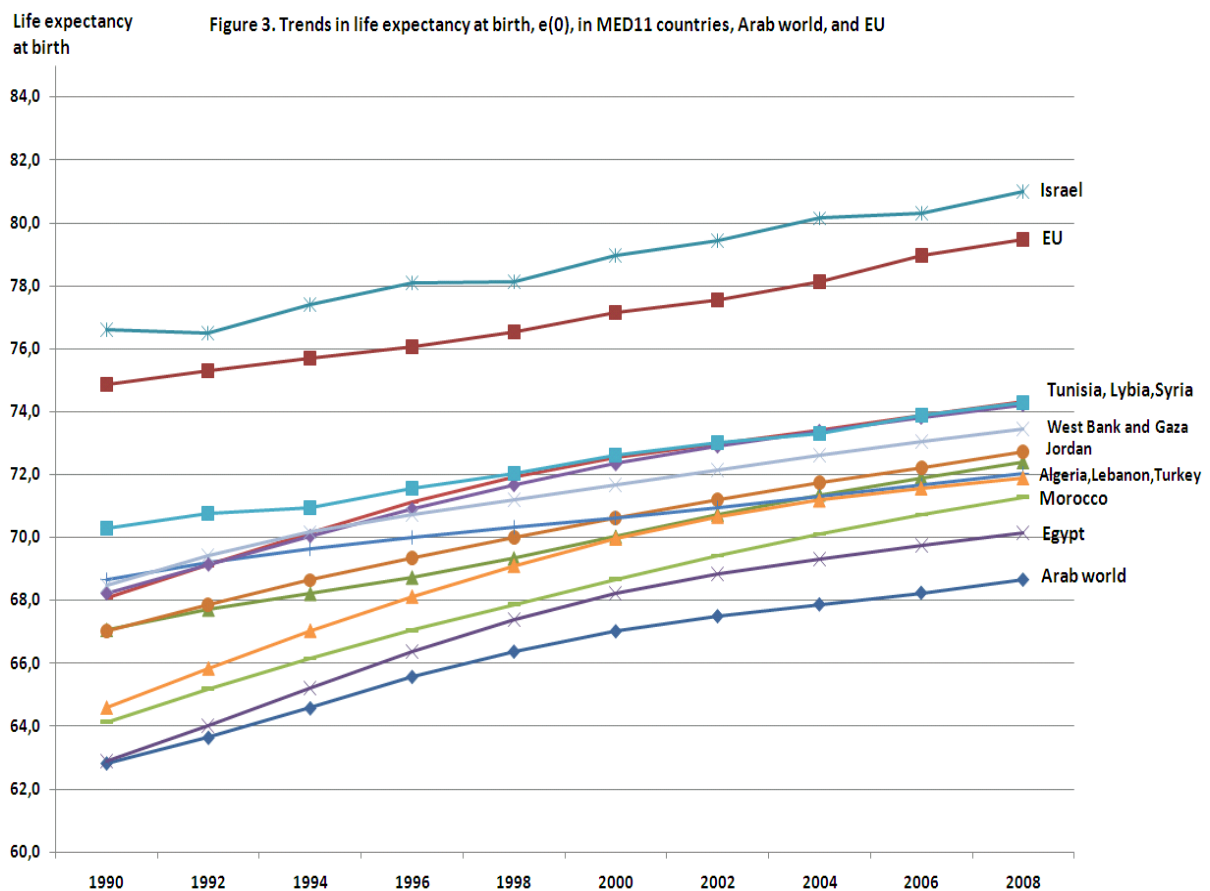
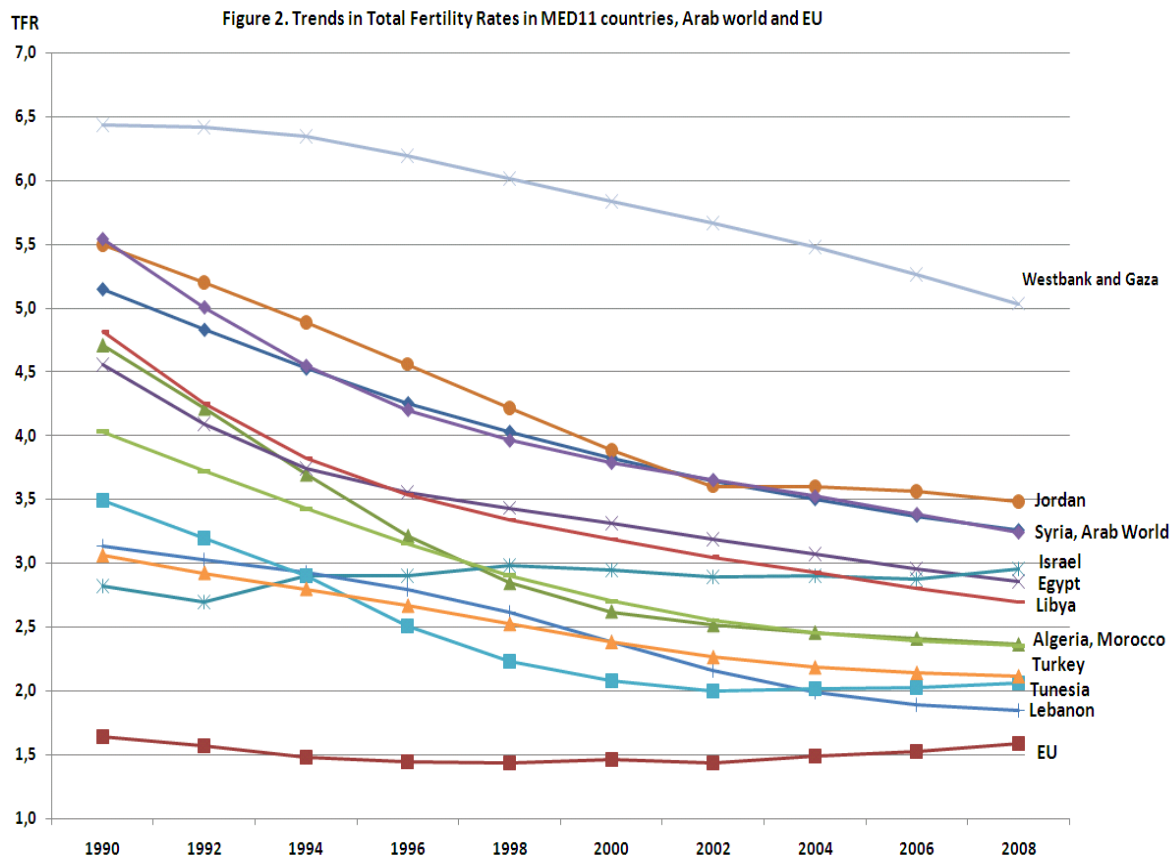
International Migration. Regarding developments in international migration we assume that in the BAU scenario (S1), currently observed annual net numbers of migration (2005-2010) for individual countries will more or less remain the same during the projection period 2010-2050, with the exception of the years 2010-2015. For those years we expect that for some countries emigration numbers will be higher as a result of ‘Arab Spring’-related turmoil and insecurity in a number of countries during the 2010-2012 period (e.g. Tunisia, Egypt, Libya, Syria). The assumed net numbers for the future are similar to the ones assumed³ by the UN Population Division (Medium Variant projections for MED11 countries) (UN, 2011a). These numbers are shown in Annex 2, Table A2.2, second column.

Regarding international migration in MED11 countries it is also relevant to note that much of the international migration moves in the past decades concerned temporary labour migration of men working on well-defined time-contracts in nearby oil-producing countries (e.g. Gulf States, Libya). After expiration of their contract, most migrant-workers return to their country of origin, often waiting for another opportunity to migrate. Furthermore, legal emigration to EU is severely restricted and this is not assumed to change in the BAU scenario (S1). Also, this scenario (as well as the Stress scenario (S4)) assumes that net numbers of refugees in countries will not alter much. Their presence (e.g. Iraqi refugees in Jordan) is relevant as they put pressure on available health, employment, housing and ecosystem resources affects health and living conditions of nationals.

Fertility. In the BAU scenario (S1) the observed decline of fertility rates in most countries is assumed to continue, though the speed of the fertility change will differ by country, depending on past rates of decline or increase. Thus, this scenario permits fertility rates for some countries to decline even further while it permits fertility rates of other countries to increase. However, by 2050, at the level of the MED11 region, the average of country-specific fertility rates is assumed to have settled at replacement level fertility (2.1). This means that, on average, women in MED11 countries are expected to give birth to 2.1 children during their reproductive life, meaning that when mortality risks are accounted for each woman will exactly be replaced by a daughter who also will become a mother and survive at least up to the end of her reproductive life (i.e. about age 50). Figure 2 and Table A.1. (Annex 1) illustrate observed past trends in Total Fertility Rates in MED11 countries, the Arab world and in the EU countries, while assumed future change in fertility rates, by country, are presented in Table A2.1 (Annex 2). The latter are addressed in more detail in the next section.

Mortality. Figure 3 and Table A1.3 in Annex 1, show that MED11 countries have life expectancies that are above the average of the Arab world as whole, and that life expectancies of Israel are even above EU average. Further improvements in life expectancy at birth, $e(0)$ are foreseen in this scenario but the pace is dependent on levels currently attained and the past rate of change in levels of $e(0)$. Thus, existing relative differences between life expectancies in countries as well as effects of underlying factors (e.g. health practices, health system infrastructure and access, epidemiological risk factors, educational attainment,

³ These numbers do not come from registration systems as these severely underreport emigration and immigration events (e.g. Neto, 2009). Such numbers are generally derived by applying (variants) of intercensal survival techniques whereby net international migration numbers (emigration minus immigration) are derived as a residual after subtraction of a first census population from a subsequent census population and after accounting for intercensal births and deaths. The latter can be estimated quite accurately contrary to numbers of emigrants and immigrants.



household wealth) are assumed to prevail to the same extent in this scenario permitting different country-specific pathways of change in life expectancy. The latter is subject matter of the next section.

To summarize, key-characteristic of the BAU scenario (S1) is that *diversity* in terms of demographic rates are assumed to prevail in future. More specifically, existing *relative differences* between MED11 countries in mortality and fertility rates, and volumes of net migration are assumed to remain intact during the period 2010-2050.

Integration scenario (S2) sketches the brightest macro-economic and political outlook to the future of the four scenarios. The EU-MED11 region becomes a tolerant and popular meeting place for intercultural contact, a place where people with different backgrounds, life styles and religions live together in peace and tolerance. In this scenario, cultural traditions and distinct national and sub-national identities are maintained, cultivated and respected, while the identity of EU-MED11 citizenship strongly develops. After 2015 the region becomes a safe place to live, businesses flourish and most people gain an income that comes close to needs and aspirations. Main contributing factors are that during the 2010-2015 period the Israel-Palestine conflict is resolved and that most countries have adopted national democratic political systems akin to those in Europe. Furthermore, the current financial crisis in the Euro zone is resolved after major economic and financial restructuring programmes have successfully been implemented in various EU countries during this period. As a result, during the 2015-2020 period, economic and political cooperation between restructured EU and MED11 countries becomes more effective leading to full integration of these countries in a single EU-MED11 market.

International Migration. In the initial period (2010-2030) it is expected that emigration from MED11 countries to EU will increase because labour demand in EU countries is on the increase due to a rapidly ageing working age population, notably in southern EU member states. Furthermore, during that period, it takes MED11 economies more time to match the economic growth rates of EU countries. In this period, many of the MED11 emigrants who now work as contract labourers in the oil-producing countries of other Middle Eastern countries are expected to migrate to EU countries because access and stay in EU countries have become much easier and living conditions are better there. As a result, negative net numbers of migrants are expected to increase during the period 2010-2030 as emigrants from MED11 countries to the EU outnumber immigrants and return migrants. During the period 2030-2050, economies and welfare in MED11 countries have come to full development and potential emigrants find it increasingly easier to find attractive income earning opportunities in their own country. Furthermore, return migration will increasingly become important, including children of first generation emigrants who were born in EU countries of destination. As costs of international travel relative to total income decreases in this scenario, temporary short term and circular types of migration will be on the increase too. As a result, the net effect will be that all MED11 countries currently having negative net migration numbers (i.e. emigration being higher than immigration) will experience negative net migration numbers turning into positive ones.

Fertility. Intercultural contact with EU citizens as well as EU rules and regulations regarding equality and equal opportunities of men and women will lead to fertility rates declining more rapidly than in the BAU scenario (S1), leading to rates resembling the currently observed low levels in EU countries (average TFR (2008) is 1.5 in EU27 countries). This is expected because, as time goes by, similar economic, social, cultural and psychosocial factors

underlying European fertility decline, will affect fertility levels in MED11 countries, notably in population groups that currently exhibit high fertility rates. For instance, larger numbers of women in MED11 will successfully participate in the educational system leading to much higher levels of educational attainment. This in turn will lead to a significant improvement in decision making power regarding personal aspirations (e.g. number of children to have, timing and spacing of births, labour force participation), household and community matters (participation in councils, local governments). Furthermore, this scenario foresees that 'individualism' becomes more widespread and that secularisation levels will also increase. On the demand side of the economy, women in MED11 countries will increasingly be called upon to participate in the labour market to cope with local labour shortages resulting from economic development and growth. Women of MED11 countries, notably those with the right diplomas, will have opportunities to work in Europe and will increasingly make use of that opportunity. Overall, the expected educational attainment level increases of women are expected to lead to irreversible increase of female labour force participation (i.e. paid work outside the home and overseas) which competes with childbearing and rearing, eventually resulting in lower fertility aspirations and low fertility rates. Another fertility reducing effect in this high economic growth scenario comes from expected improvements in health infrastructure in MED11 countries. Such improvements are expected to lead to a further reduction of levels of unmet need of family planning services from 25% in 1990 to 10% in 2008 and to 0% by 2020.

Mortality. Economic growth and political changes will also have a positive effect on the availability, access and affordability of health services. Furthermore, governments will deal more adequately with unhealthy living conditions in congested cities in most MED11 countries. Pre- and post natal care, immunization of children, child care practices of mothers (among others due to increases in educational attainment levels) will improve significantly leading to lower infant and child mortality rates. With the exception of Israel, and acknowledging differences between MED11 countries, current under-five mortality levels are much higher than in EU countries. For instance in Lebanon, in 2008, 12 children per 1,000 in the age group 0-4 died while in Morocco it was as high as 38. The Arab world average hovers around 50 deaths per 1,000 children below age 5. This contrasts with EU country figures that are about 5 deaths per 1,000 children in that age range (see Annex 1, Table A1.3). However, this scenario also perceives a negative development as unhealthy western-style food habits and life-styles will increasingly be adopted in the region leading to further increases in obesity and related welfare diseases and higher risks of mortality at intermediate and higher ages. As ageing becomes apparent in a number of countries (e.g. Turkey) disease patterns will also change. Various countries will move from the second phase of the Epidemiological Transition with death rates mainly determined by injuries, infectious and communicable diseases to the third phase in which injuries and non-communicable diseases (e.g. degenerative diseases such as forms of cancer, diabetes). The net effect of the above developments is that the speed with which life expectancies in MED11 countries will increase will resemble those currently observed in EU countries⁴.

To summarize, the Integration scenario (S2) assumes that, starting around 2030, patterns of international migration will change. The general pattern becomes one where large numbers emigrating, among other to EU countries during the 2015-2030 period, will gradually become outnumbered by immigrants and return migrants after 2030. Fertility rates will decline to the

⁴ EUROSTAT projected life expectancies for EU-27 countries for 2030 and 2050

average level currently observed in EU27 levels while life expectancy values will increase with a speed that is similar to the average speed currently observed in EU27 countries.

Alliance scenario (S3) differs from the Integration scenario in that instead of one successful single union of EU-MED11 countries, two separate geographically adjacent political and economic unions will develop. In this scenario MED11 will have formed a successful Pan-Arab political and economic market alliance with other Arab states while operating in competition but in good spirit with the EU union market. Similar to the Integration scenario (S2), the Israel-Palestine conflict is assumed to be resolved. The political situation in Iraq and the democratisation process in the Arab world will turn out to be a success in the sense of contributing to total wealth increases and political freedom. In this scenario a Pan-Arab identity is cultivated with a common set of norms, values and legal rights that are somewhat distinct from but not incompatible with those maintained in EU countries.

International migration. As economies grow and the movement of people and goods within the newly established market area has become easy, it is expected that net negative migration volumes of many MED11 countries increase as working in the Gulf States has become much easier. These volumes will level-off during the period 2015-2030 as the growing MED11 economies increasingly provide job-opportunities to their own citizens. Similar to the Integration scenario (S2), the economic growth process in MED11 takes time to gain momentum and success so that this scenario foresees that negative net migration numbers, as a result of declining numbers of emigrants and increasing numbers of immigrants, will gradually turn into positive net numbers of migration by 2030 and later. By 2050 this process will result in a situation whereby numbers emigrating and immigrating will balance so that the net numbers of migrants is zero. This is different from the situation in the Integration scenario (S2) where numbers immigrating and returning will outnumber numbers emigrating leading to a positive net number of migrants in MED11 countries by 2050. Thus, the orientation of migrants in this scenario is primarily on labour markets in the Arab region and not on EU or US labour markets as in the Integration scenario (S2). In this scenario it is also expected that most of the long-term refugees will have managed to establish a new life in their host country and have integrated in these societies.

Fertility. There are two main forces at play determining future trends in fertility in this scenario. On the one hand economic growth is expected to lead to major improvements in availability and access to health services. This will have a fertility reducing effect as, similar to the situation in the Integration scenario (S2), levels of unmet need for family planning (around 10% in many MED11 countries (bron)) will reduce to 0%. On the other hand, western-style individualism will have much less of an effect on the lives of people in MED11 countries than in the Integration scenario (S2). Traditional family norms and values will remain intact and the influence of the larger social group and concomitant control mechanisms will lead to family size preferences that are, on average, somewhat higher than in the Integration scenario (S2). However, such traditions are under pressure as the labour market in this scenario will increasingly expect women to participate and this will stimulate governments to stimulate parents to invest in the education of their daughters, eventually leading to higher levels of educational attainment and occupational skills among women (and men). In this scenario, the net effect of both forces is believed to be that fertility levels will decline, but the speed of the decline will be slower than in the Integration scenario (S2) so that, by 2050, fertility levels will have settled at a somewhat higher level than in the Integration scenario (S2).

Mortality. Health status and life expectancy improvements will be similar to those in the Integration scenario (S2), but improvements in life expectancy will be slightly better in the Alliance scenario (S3). In other words, the annual rate of change in life expectancy is expected to be somewhat higher than in the Integration scenario (S2). Main reason for this assumption is that western-type life styles and health behaviour will have less of a chance to be adopted due to the presence of a strong tradition of social control over how individuals behave. Thus, individualism will have far less of a chance to develop so that adverse western-style life styles, such as food and life-style habits detrimental to health, will occur less than in the Integration scenario (S2). Overall, and contrary to the situation in the Integration scenario (S2), individuals will remain more embedded in their social group and receive more protection in situations of stress, ill-health and need.

To summarize, past net international migration flows are expected to change for most MED11 countries between 2015 and 2050. Up to 2030 numbers immigrants and returning will gradually start to outnumber emigrants so that after 2030 net international migration figures will have turned into positive ones. This is similar to the pattern of change assumed in the Integration scenario (S2) but the process unfolds at a lower level, numerically speaking, while by 2050 numbers immigrating/returning and numbers emigrating will cancel each other out. Fertility will decline too as in the Integration scenario (S2) but fertility levels remain at somewhat higher levels than in the Integration scenario (S2). Increases in life expectancies in MED11 countries though are expected to increase at a higher speed than in the Integration scenario (S2).

Stress scenario (S4) is a kind of doom-scenario whereby existing regional and international cooperation structures collapse leading to an even more rapid decline in total wealth than in the BAU scenario (S1). In this scenario, most of the MED11 countries are on course to bankruptcy and in EU countries things aren't going much better too. Factories, firms and small shops find it increasingly difficult to make profit and pay their staff. The mismatch between government expenditures and income becomes larger so that, eventually, governments need lay off staff. Unemployment rates increase, notably among youth and young adults, leading to political unrest and foreign investors becoming more hesitant to invest in MED11 countries. Eventually, political stability in the region is at stake and new conflicts arise that cannot adequately be dealt with by the governments and elite groups.

International migration. Households find it increasingly difficult to cope with the negative economic development and political insecurity. In spite of the restricted access to EU countries and Gulf States, many unemployed citizens, mainly men, choose to leave the country in search of work and income overseas to provide financial support to families and relatives back home. Many emigrants enter EU and Gulf State countries as illegal immigrants where they become exploited and have to live as outcasts. As this will not go unnoticed by the media in the EU, the general attitude towards immigrants in the EU will become even more negative than it is today. In spite of the limited prospects many emigrants have abroad, poverty at home make that many people migrate to other countries. During the period 2010-2050 the Stress scenario (S4) foresees that annual net migration numbers will hover at very high negative numbers as emigrants by far outnumber immigrants and return migrants. Only a sub-group of well educated MED11 citizens find ways to overcome restrictive entry measures (e.g. EU, Gulf States, US, Far East) and, through internet contact, find attractive jobs and pay abroad (brain drain). These persons find employment because the ageing EU labour market provides openings to well-educated and skilled immigrants from outside the EU. In the Stress scenario (S4) the situation in MED11 countries has become such that emigrants do not want

to return and do their utmost to reunite with their family by letting them immigrate too in destination countries. The (negative) net number of international migrants rise to all time high figures during the period 2010-2050.

Fertility. The deterioration of MED11 economies results in impoverishment of health services, including availability and access to family planning services. Having many children becomes even more of a burden in terms of costs and leading to fewer births in some families than desired. However, in other families fertility levels increases because access to family planning services decreases as costs (user fees) increase. In terms of underlying factors, negative economic growth is, generally speaking, detrimental to female labour force participation and wages resulting in more women staying at home, losing decision making power and independence leading to higher number of children than anticipated. In a similar way, parents tend to invest less in educating their daughters if poverty strikes in the household leading to higher fertility rates. Overall, the Stress scenario (S4) foresees that the long term the net effect of poor macro-economic and political performance is that fertility decline in some MED11 countries will come to a halt or even increases during the 2010-2050 period and that, at the aggregate level of the MED11 region, fertility settles at a level above replacement level fertility (i.e. TFR exceeds 2.1 children).

Mortality. The detrimental macro economic and political trend implies that health infrastructure increasingly becomes disrupted and dysfunctional. Furthermore, large scale emigration means that in certain places social group support systems break down and communities disintegrate leading to increased poverty levels in urban as well as rural areas. Deteriorating living conditions may result in higher infection rates and diseases prevalence among vulnerable groups, such as pregnant women and children. At the macro-level this development may translate into higher maternal mortality rates and higher childhood mortality rates, leading to life-expectancies that increase less or even decrease. However, in times of stress, people flock together and provide support to each other. In MED11 countries this situation is expected to provide an impetus and revival of existing social support systems among members of the same descent group, clans, neighbourhoods, etc., which will have positive effect on mortality rates in vulnerable groups. The Stress scenario (S4) foresees that the net effect of these expectations is that life expectancies, at the level of the nation, will still increase, but at a much slower pace than in the other three scenarios.

To summarize, the Stress scenario (S4) is an economic and political stress scenario making many people deciding that emigration is the sole solution to cope with poverty so that net numbers of international migrants rise to all time highs. from and low immigration into MED11 countries. The scenario expects that, at the regional level, fertility rates will still decline but at a much slower pace, settling at above replacement level fertility (i.e. TFR exceeds 2.1). This scenario expects that fertility decline in some countries may even come to a halt or is reversed. Regarding improvements in life expectancy this scenario expects that, on balance, health and mortality conditions will still improve leading to gains in life expectancy that are relatively small as compared to expected gains in the other three scenarios.

Table 2 summarizes how demographic behaviour is believed to respond to different assumptions about macro-economic and political developments during the period 2010-2050.

Table 2 : Summary of *qualitative* projection assumptions for MED11 countries 2010-2050.

	BAU scenario (S1)	Integration scenario (S2)	Alliance scenario (S3)	Stress scenario (S4)
Migration	Observed levels of net migration in 2005-2010 remain constant for 2010-2050 period, except for particular countries affected by political and social upheaval and political change (Tunisia, Egypt, Lybia, Syria). No major changes in refugee stocks (e.g. Jordan).	Negative net migration turns into positive net migration numbers. Initially, emigration increases before economic growth in MEDPRO countries takes off, leading to increased income opportunities at home, resulting in less people emigrating and more people, once emigrated, returning. MEDPRO countries increasingly attract immigrants from other countries than EU and MEDPRO countries.	It takes time for the internal MED11 market to develop. Emigration in most countries therefore will continue to outnumber immigration and return migration for some time. Then, prosperity increases as income earning options increase leading to declines in people emigrating and increases in return migration, eventually leading to lower numbers of emigrants and immigrants, and numbers cancelling each other out.	Deteriorating living conditions and even higher unemployment rates than in S1 lead to increases in emigration and decreases in immigration, leading to high and negative net numbers of migration each year. Numbers will eventually approach the historical heights since 1950 and remain at that level.
Fertility	Decline continues, and eventually settles at replacement level. No significant behavioral changes.	Declining of fertility below replacement level to EU levels, due to increased intercultural contact fertility attitudes, preferences behavior becomes similar to that of EU women (and men).	Decline less rapid than in S2 Tradition of high fertility aspirations remain, but compete with increased demand for women in workforce.	Net effect is increased fertility. Tradition of large family size preferences remain, female labor force participation declines as well as women's decision making power regarding family size issues.
Mortality	Trend in levelling-off of increases in life expectancy continues. No behavioral changes in health seeking and health care behavior.	Further increase in indicators of health and life expectancy due to improvements in availability and acces to health services, leading to (e.g.) declining Infant, child and maternal mortality rates.	Individualism and unhealthy western life-styles/diets less than in S2. Persons are better 'protected' due to survival of the traditional strong family ties, -care and -responsibilities, leading to higher health status and life expectancy than in S2.	Disruption of healt care infra-structure, breakdown of social support systems and groups as many people emigrate, notably in rural areas, increase of infection rates, leading to lower health status, notably among children en pregnant women.

¹ United Nations (UN), (1992), Preparing Migration Data for Subnational Population Projections, pp41-44. New York. 1992.

3.2 Quantitative population scenarios

To actually make scenario projections we used the base-year (2010) population, by age and by sex, of MED11 country as published by the United Nations Population Division. These data are based on most recent census data of MED11 countries and they have been corrected, if and when needed, in a systematic manner to deal with various types of flaws in the raw census data. Below, we elaborate on how we quantified the above story lines about demographic response to future contextual changes. Table 3 presents a summary of the quantitative assumptions on international migration, fertility and mortality.

International migration. On the basis of data obtained from national statistical offices, the United Nations Population Division formulated assumptions on future migration flows (UN, 2011a). These assumptions are formulated in terms of net international migration numbers, that is, the balance of the total number of persons immigrating and emigrating. Figures are presented in Annex 2, Table A2.2, second column. The UN medium variant population projection assumes that international migration for the period 2010-2050 remains constant at fixed 2010-2015 levels for each MED11 country.

For our scenario projections, in particular for the BAU-scenario (S1), we slightly adapted the UN medium variant projection international migration assumption figures for some countries to better reflect the consequences of recent political upheavals. For instance, the political situation in Syria, as of April 2012 is that thousands of Syrians have fled to neighbouring countries, such as Turkey and Lebanon. We assume that the net international migration numbers for the 2010-2015 period has a higher negative figure, i.e. -35,000 instead of -10,000 per annum, and for the 2015-2020 period -16,000 instead of -10,000 per annum. Also, the situation in Libya resulted in large numbers of refugees to Egypt, Tunisia and Italy, including Egyptian guest-workers in Libya who, probably temporarily, returned to Egypt. We assume though that these exceptional flows will come to a halt within the time-frame of the first projection period (2010-2015), see Table A2.2. Table 3, below, summarizes how we think the qualitative story-lines regarding expected international migration trends should be quantified. In Table A2.2 in Annex 2 we presents the actual numbers (average per year for each 5 year projection period) that we assumed in our projections.

The overall general strategy was to adopt for the BAU scenario (S1) the UN Medium Variant projection assumptions regarding international migration (with slight adaptations, see above). In the Integration scenario (S2), we expect for most countries that emigration will continue to be much larger than immigration in the first projection period up to 2030 as the opening up of Europe for MED11 inhabitants will first pull people to Europe as the MED11 economies have not yet started to generate sufficient employment. As time goes by, and economies grow, emigration will diminish and return migration will increase, including immigrants from other countries on the African continent. This will eventually lead to positive net migration numbers after 2030 (emigration being outnumbered by immigration). A similar process is assumed to take place in the Alliance scenario (S3), but levels are assumed to be lower and numbers emigrating and immigrating are assumed to be in balance (net migration=0) by 2050. For the Stress scenario (S4) we assume that emigration reaches constant high levels for the whole of the period 2010-2050 while immigration and return migration remains low, leading to historically high net migration numbers. The historical high figure was derived from the highest figure observed during the period 1950-2010 (see Annex 2, Table A2.2, column 2, highest figure). Examples of historical highs are net migration numbers of countries during the time of decolonization in the early 1960s, such as in Algeria (-128,000 per year during the

1960-1965 period), and Tunisia when many emigrated to France shortly before independence (-45,000 per year during the 1960-1965 period), or at the time of regional wars, such as in Lebanon (Beirut) (-57,000 per year during the 1975-1980 period), or at the time that many Egyptian guest labour workers moved to European countries in the early 1990s (-222,000 per year during the 1990-1995 period).

When making population projections net migration numbers are needed also by age and by sex. However, as international migration statistics are generally of poor quality, notably regarding the emigration component, such data are rarely available (e.g. Neto, 2009). Common practice is to use model age-schedules of migrants (by sex), such as those published in UN (1992) and by Rogers and Castro (1981) (also see Preston et al., 2001). We used the Rogers and Castro models to allocate the total net numbers of migrants in Table A2.2 to age-groups by sex.

Fertility and Mortality. We examined past trends in levels of fertility (TFR) of MED11 countries, of the Arab countries as a whole and of the EU countries (e.g. Figure 2, Table A1.1 in Annex 1). The current average level of fertility in the EU countries is about 1.5 children. This is way below replacement level fertility of 2.1 children. This means that numbers of mothers are not replaced by equal numbers of daughters who will become mothers too and survive to at least age 49. Such loss of reproductive capacity will eventually lead to declining and ageing populations. The Integration scenario (S2) was taken as our reference point for the formulation of fertility assumptions for the other scenarios because we expect that in the Integration scenario (S2) reproductive behaviour in MED11 countries will eventually (by 2050) resemble current average levels in the EU. So we expect that by 2050, MED11 countries as a whole will have a TFR of 1.5. As we argued in section 3, the Alliance scenario (S3) will also lead to further declines in fertility but the decline will be less steep than in the Integration scenario (S2) so that we expect that the average TFR of MED11 countries will not decline below 1.8 children during the period 2045-2050. We expect that in the BAU scenario (S1) past fertility trends will continue but that it will halt, on average, at about replacement level fertility (2.1 children). For the scenario sketching the least favourable future, the stress scenario (S4), we expect that the fertility decline will be least steep and that the average of MED11 fertility rates will have settled at 2.4 children by 2050. The expected values of the TFR by 2050 in the different scenarios thus differ by 0.3 live births (see Annex 2, Table A2.1).

Regarding expected changes in mortality rates, we argued in the previous section that the Alliance scenario (S3) may probably lead to the highest rate of improvement in health and mortality conditions. After analysing historical data on mortality (150 year period) Oeppen and Vaupel (2010) found that the highest average annual rate of change in life expectancy observed in human populations was a 2.5 years gain in life expectancy per decade (i.e. $\alpha = 0.25$ life expectancy years per year). Therefore, in the Alliance scenario (S3), the most favourable one, we assume that life expectancy will increase by that rate of change. For the Integration scenario (S2), the second best scenario in terms of expected improvements in life expectancy, we assumed a rate of change that is 75% of the rate of change assumed in the Alliance scenario (S3), while the rates of change for scenarios 1 and 4 were taken as 50% and 25% of the rate of change in the Alliance scenario (S3), respectively. This is shown in Annex 2, Table A2.1.

In addition to the above assumptions about *average levels* of fertility and life expectancy at the level of the MED11 region, we also specified assumptions about *level-differences between MED11 countries*. In the BAU- and Stress scenarios and we assume that, as time goes by,

relative differences between countries are consolidated in terms of country-specific fertility rates (TFR), but the average TFR of all MED11 countries is expected to change to the level of a target value of TFR, representing the average TFR of all MED11 countries for the period 2045-2050. Similarly, differences between countries in terms of mortality rates (life expectancies) are assumed to remain unchanged. This is accomplished by ensuring that differences in country-specific rates of change over time change in such a way that, by 2045-2050, the average of country-specific rates of change equals a pre-specified rate of change for the region as a whole.

The Integration and Alliance scenarios are *convergence scenarios* (Table 3, below) in the sense that they assume that differences between country-specific fertility rates disappear over time and that fertility rates of all countries resemble, by 2045-2050, one particular average fertility rate. In a similar way, mortality rates are expected to converge over time to the same pre-specified target value of the life expectancy at birth, $e(0)$, for the region as a whole. That pre-specified target value results from specifying the above mentioned rate of change for the period 2010-2050

For the sake of simplicity we assume that changes in TFR and Life expectancies over time are linear.

Table 4 below summarizes how assumptions about determinants of population change of MEDPRO population scenarios compare to those underlying the United Nations Medium Variant (UNMV) projection. For instance, the table shows that the BAU-scenario (S1) differs from the United Nations Medium Variant projections in that the former generally assumes a higher target fertility rate for the period 2045-2050 than the latter. This is the reverse with respect to mortality rates while the (net) international migration assumption is about the same. The Stress scenario (S4) assumes an even higher target fertility rate in the 2045-2050 period as compared to the UN Medium Variant projection. Table A2.1 in Annex 2 presents differences in more detail.

Table 4. MEDPRO scenarios assumptions compared to UNMV projection assumptions.

	MEDPRO scenarios vs. UN Medium Variant Projection		
	Fertility (TFR)	Mortality (Life expectancy at birth)	(Net) number of international migrants
BAU scenario (S1)	+	-	≈
Integration (S2)	-	+	++
Alliance (S3)	≈	++	+
Stress (S4)	++	--	--

Table 3: Summary of *quantitative* projection assumptions for MED11 countries 2010-2050.

Model variables		BAU scenario (S1) Diversity maintained	Integration scenario (S2) Convergence	Alliance scenario (S3) Convergence	Stress scenario (S4) Diversity maintained
Population	Age distribution, by sex	UNPOPDIV 2010 base year	UNPOPDIV 2010 base year	UNPOPDIV 2010 base year	UNPOPDIV 2010 base year
Migration	Net migration (numbers), by sex	Net numbers as per UN 2010-50 projections, by cntry, slightly adapted for 2010-15 due to political changes in the region	2010-15=S1 level 2010-15 2015-20=2 x S1 level 2015-20 2020-30=back to 2010-15 level 2030-50=from 2010 level to highest (absolute) NM number since 1950	2010-15=S1 level 2010-15 2015-20=S1 level 2015-20 2020-30=back to half of 2010-15 level 2030-50=back to 0	2010-15=S1 level 2010-15 2015-20=2045-50 value of S2=constant for all 5-year projection periods, but with opposite sign (-)
	Mode of change	constant	linear	linear	constant
	Age pattern of migration (ASNM), by sex ¹	Model Western Standard UN (1992, page 41)	Model Western Standard UN (1992, page 41)	Model Western Standard UN (1992, page 41)	Model Western Standard UN (1992, page 41)
Fertility	Total Fertility Rate (TFR)	TFR 2010 level to TFR= 2.1 (2050)	TFR 2010 level to TFR=1.5 (2050)	TFR 2010 level to TFR=1.8 (2050)	TFR 2010 level to TFR=2.4 (2050)
	Mode of TFR change	linear	linear	linear	linear
	Age pattern of fertility (ASFR)	UN 2010-2050 medium variant	UN 2010-2050 medium variant	UN 2010-2050 medium variant	UN 2010-2050 medium variant
Mortality	Life expectancy at Birth e(0), by sex	0.1250 life expectancy years increase per calendar year	0.1825 life expectancy years increase per calendar year	0.2500 life expectancy years increase per calendar year	0.0625 life expectancy years increase per calendar year
	Mode of e(0) change	linear	linear	linear	linear
	Age pattern of mortality (ASDR), by sex	Constant WHO 2008 age pattern of mortality, by cntry	Constant WHO 2008 age pattern of mortality, by cntry	Constant WHO 2008 age pattern of mortality, by cntry	Constant WHO 2008 age pattern of mortality, by cntry

¹ United Nations (UN), (1992), Preparing Migration Data for Subnational Population Projections, pp41-44. New York. 1992.

4. Population scenarios: methodology and results

4.1 Methodology

Development scenarios describe possible and plausible roadmaps to the future in terms of indicators of social, economic and political development. Population scenarios describe how population size, composition, and drivers, may develop in the future if demographic behavior would be shaped in different economic, political and social contexts. Population scenarios are a special type of population projections and they require a set of different but related assumptions regarding fertility, mortality and international migration behavior. Population scenarios thus do not attempt to predict what might most likely happen in the future based on what we know about past demographic events and trends. Such kind of assumptions underlie another type of population projections, such as variant-projections or Low-Medium-High projections as produced by the United Nations Population Division, World Bank, ILO and national statistical offices (e.g. see: United Nations, 2010). Results of the UN 'Medium variant' are most often referred to by policy makers and planners as these reflect what demographers think what is most likely to happen regarding future changes population size and composition. Such kind of projections are often based on assumptions that extrapolate past trends in fertility, mortality and migration without making assumptions about possible changes in the economic, political and social context. The low and high variant projections reflect lower and upper bands around the medium variant. Below, we examine how results of the Medium Variant projection position compare to the results of the MEDPRO population scenarios.

The methodology for the population scenarios in this report is the same as the one used by international organizations, including UN Population Division, national statistical offices and is called the cohort component projection method (e.g. Preston *et al.*, 2011). This methodology projects a population by age and sex into the future, based on informed choices about expected changes in the primary drivers of population change: age and sex specific levels of mortality, fertility and migration. A general description of the projection methodology can be summarized as follows. An age-sex distribution of a population in some base-year (t) is projected to, say, the next year ($t+1$) by applying sets of age-specific fertility rates, age and sex-specific survival ratios, and age and sex-specific (net) international migration rates or numbers. An assumption is made regarding the sex ratio at birth, to distinguish male from female births. In a subsequent step the projected population ($t+1$) is projected forward to year ($t+2$), using new sets of fertility, survival and (net) migration rates or numbers. Thus, to project a base-year population into the future (say 2010-2050) assumptions about future changes in levels and age-pattern of fertility, mortality and international migration must also be developed. This methodology can be extended to make multi-state projections of populations not only by age and by sex, but also by education and health status (and other relevant characteristics). However, application of the multi-state projection methodology is more demanding in terms of availability and quality of input data. Unfortunately such type of data are not availability for MED11 countries.

To formulate quantitative assumptions, data on past trends in indicators of (net) international migration, fertility and mortality were collected, examined and used. Data come from National Statistical Offices of MED11 countries, database of the UN Population Division (United Nations, 2011a), The World Health Organisation (Health statistics and health information systems) (WHO, 2011), United Nations Global Migration Database (version 0.3.6) (United Nations, 2011b).

4.2 Results

Detailed results of the MEDPRO population scenario assumptions and results are presented, respectively, in Annexes 2 and 3. Annex 3 also includes detailed results of the United Nations Population Division Medium Variant population projections (UN, 2011a). In this section we present a summary of the scenario projection in Table 4, below.

Table 5 and Figure 4 summarize results of scenario projections. Depending on the scenario, that the total population of the MED11 countries will increase from about 280 million to a number between 395 million (the Stress scenario (S4)) and 426 million (the Alliance scenario (S3)) during the period 2045-2050. EU27 country populations are expected to grow from about 500 to 525 million people in that same period. In the coming 10 years, the population in the MED11 region is expected to grow with a number somewhere in between the extremes of the four scenarios, that is, 39 million (the Stress scenario (S4)) and 43 million (the Alliance scenario (S3)). Furthermore, despite differences in scenario assumptions, results of some scenario projections do not differ much, notably results of the BAU scenario (S1) and Alliance scenario (S3).

Table 5 shows that MED11 countries differ markedly in population size and population growth rates and that growth is predominantly determined by growth in the largest two countries, Egypt and Turkey. There, in 2010, lived 81.1 and 72.8 million people, respectively, comprising about 55% of the population in the MED11 region. At the level of the region, the effect of the assumptions of the Alliance scenario (S3) lead to the highest gain in population growth, while at the level of the country, different scenarios lead highest population growth. For instance, in the case of Lebanon it is the Integration scenario (S2) leading to highest population growth while for Libya and the Occupied Palestinian Territory it is the BAU scenario (S1).

Expected population growth in Egypt is the highest of the region. Depending on the scenario, Egypt's population will increase between 2010 and 2050 with a number between 44 and 53 million persons. Stress-scenario 4 has the severest effects on population growth in Lebanon. Lebanon currently has already a low and below replacement fertility level (TFR about 1.8 in 2005). Although fertility in Lebanon is expected to increase to replacement level fertility during the period 2010-2050, the effect of large scale emigration in the Stress scenario (S4) will more than cancel the increase in births leading to an envisioned decline of the population from 4.2 million in 2010 to about 2.8 million during the 2045-2050 period.

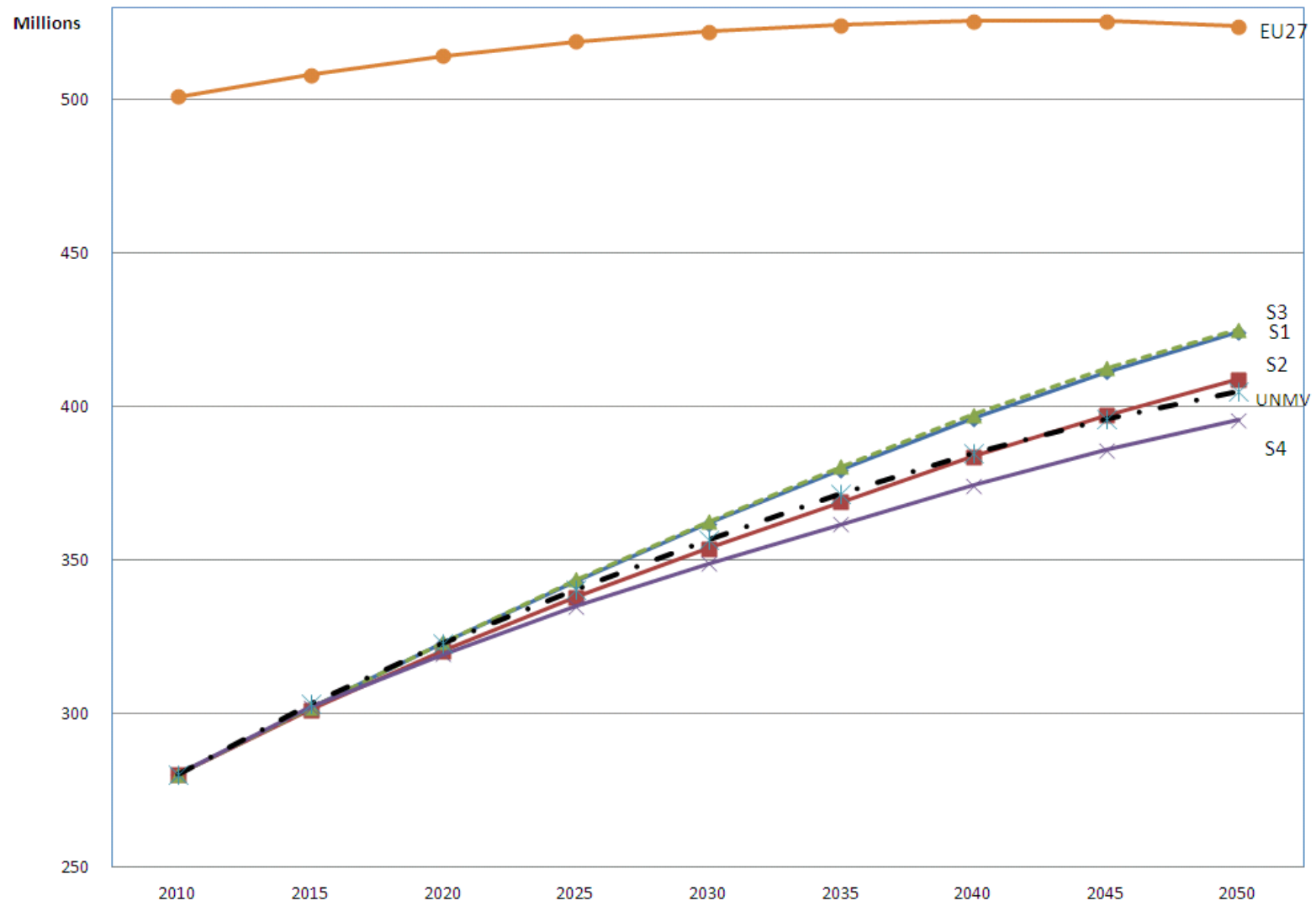
Israel is the only other country for which population size will also decline in the Stress scenario (S4), as a result of the assumed large levels of outmigration relative to immigration, among others (Annex 2, Table A2.1 and A2.2).

Figure 5 illustrates how the actual population age structure in 2010 is expected to change in MED11 countries. The age-pyramids of 2010 show that MED11 countries are quite different and reflect populations in different stages of demographic transition (timing and speed of decline of fertility and mortality rates). The 'pyramid' shapes of various countries show that intrinsic population growth potential is large (i.e. population momentum), notably in Palestine (O.P.T) and Egypt where sizes of youngest cohorts are relatively large. Even if future fertility rates in these youngest cohorts are much lower than today's the sheer size of the cohorts will lead then large numbers of births.

Table 5 Summary of MEDPRO scenario projections for MED11 countries and results of UN medium variant projections 2010-2100 (millions).

	2010	2020					2030					2050				
		S1	S2	S3	S4	UN	S1	S2	S3	S4	UN	S1	S2	S3	S4	UN
Algeria	35,5	41,0	40,6	41,0	40,6	40,6	45,3	44,3	45,4	43,8	44,0	51,6	50,3	52,3	48,1	48,2
Egypt	81,1	95,9	94,9	95,8	95,2	95,7	109,3	106,6	109,3	107,3	108,0	133,5	125,7	132,2	130,7	126,9
Israel	7,4	8,5	8,6	8,5	8,0	8,9	9,6	10,3	9,9	7,9	10,2	11,7	13,4	11,8	7,2	12,7
Jordan	6,2	7,7	7,5	7,6	7,3	7,4	9,2	8,8	9,1	8,0	8,5	12,0	11,9	11,7	9,0	10,1
Lebanon	4,2	4,6	4,8	4,8	4,4	4,6	4,9	5,6	5,4	4,0	4,8	5,0	7,1	6,1	2,8	4,9
Libya	6,4	7,2	7,1	7,2	6,9	7,1	8,0	7,3	7,8	7,0	7,9	9,7	8,6	8,9	6,9	9,1
Morocco	31,9	35,6	35,0	35,7	35,4	35,5	38,7	37,1	39,0	37,9	38,0	42,7	41,5	44,3	40,5	40,6
O.P.T.	4,0	5,5	5,4	5,5	5,2	5,3	7,2	6,8	7,0	6,2	6,8	10,8	9,9	9,8	8,5	9,8
Syria	20,4	24,8	24,5	24,7	24,4	24,3	29,7	28,4	29,2	28,2	28,2	38,4	35,1	36,4	35,1	34,0
Tunisia	10,5	11,5	11,5	11,5	11,3	11,7	12,3	12,0	12,4	11,7	12,4	13,2	13,0	13,4	11,6	13,2
Turkey	72,8	80,9	80,6	81,1	80,7	81,8	87,7	86,6	88,3	87,0	88,1	96,1	92,5	98,4	95,3	95,6
Total	280,4	323,3	320,6	323,5	319,5	322,8	362,0	353,9	362,8	348,9	356,9	424,5	409,0	425,2	395,8	405,2

Figure 4. MEDPRO scenario projections (S1-S4) UN Medium Variant projection, and EUROSTAT EU27 projection



The scenario estimates presented in Figure 5 also show that numbers in the age-group 15-64, the working age population, are expected to grow between 2010 and 2050. This increase in the working age population, also known as demographic dividend, is a potentially positive development for GDP growth provided that the economic conditions are such that working-age population growth is matched by increases in productive employment and by enhancements in educational attainment and occupational skills. However, if BAU or Stress scenarios unfold the growth of the working age population a mismatch will emerge leading to increases in unemployment figures. Development prospects of youth and young adults 10-29 is of particular importance as their educational attainment and occupational skills will shape the economic future of MED11 countries.

Table 6: Population size estimates for the 10-29 year old age group by scenario-type and by UNMV (millions)

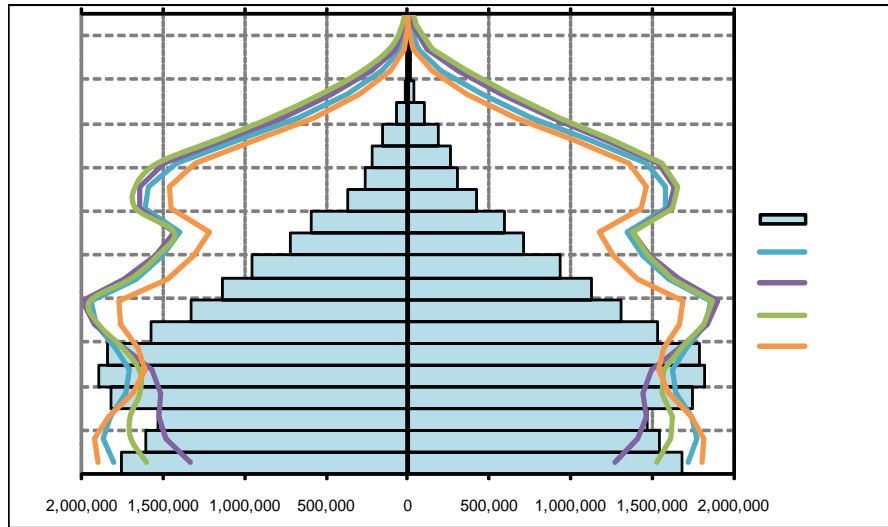
	2010	2030					2050				
		S1	S2	S3	S4	UN	S1	S2	S3	S4	UN
Algeria	13,9	14,2	13,8	14,1	13,8	13,0	13,8	12,4	13,2	13,2	10,5
Egypt	31,4	37,5	36,5	37,2	37,0	35,2	41,1	35,8	38,3	41,7	33,7
Israel	2,3	3,0	3,2	3,1	2,5	3,0	3,3	3,8	3,3	2,1	3,3
Jordan	2,6	3,4	3,3	3,3	3,0	3,0	3,9	3,6	3,6	3,1	2,8
Lebanon	1,5	1,3	1,6	1,5	1,1	1,2	1,2	1,8	1,5	0,6	1,0
Libya	2,4	2,7	2,5	2,6	2,4	2,7	2,7	2,2	2,3	1,9	2,1
Morocco	12,2	12,1	11,6	12,1	11,9	11,4	11,7	10,5	11,4	11,5	9,5
O.P.T.	1,7	2,8	2,7	2,8	2,5	2,6	4,0	3,5	3,5	3,3	3,4
Syria	8,3	10,5	10,1	10,3	10,1	9,6	12,2	10,6	11,1	11,6	9,3
Tunisia	3,8	3,5	3,4	3,5	3,3	3,3	3,2	3,0	3,1	2,9	2,8
Turkey	26,0	25,8	25,3	25,7	25,7	24,7	25,3	22,4	24,5	26,3	21,3
MED11	106,2	116,9	114,0	116,1	113,4	109,7	122,6	109,7	115,8	118,3	99,6

Table 6 shows that MED11 countries differ markedly regarding growth of numbers in the age range 10-29. In combination with the results presented in Table 5, it can be deduced that in 2010 this population group constitutes a sizeable proportion the population in MED11 countries, that is, between 36% (Lebanon) and 42% (Jordan). Table 2 results show that MED11 countries can be grouped in three main categories: (1) countries where numbers in the age group 10-29 grow continuously between 2010-2050 (e.g. O.P.T., Israel, Egypt); (2) countries where numbers will grow until 2030 and decline between 2030-2050 (e.g. Algeria, Jordan, Libya); (3) countries where numbers will decline continuously between 2010-2050 (e.g. Morocco, Turkey).

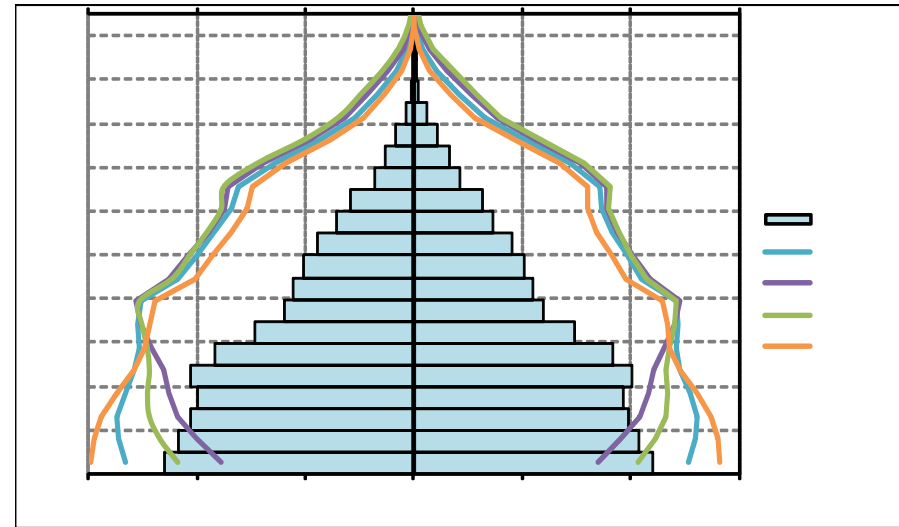
Last but not least, the scenario results (Figure 5) show that the age group 65+ is expected to grow considerably in various countries. First signs of ageing populations are clearly illustrated by the age pyramids of Algeria, Lebanon, Tunisia, and Turkey.

Figure 5. Changes in population size and structure between 2010 and 2050, under four different scenarios

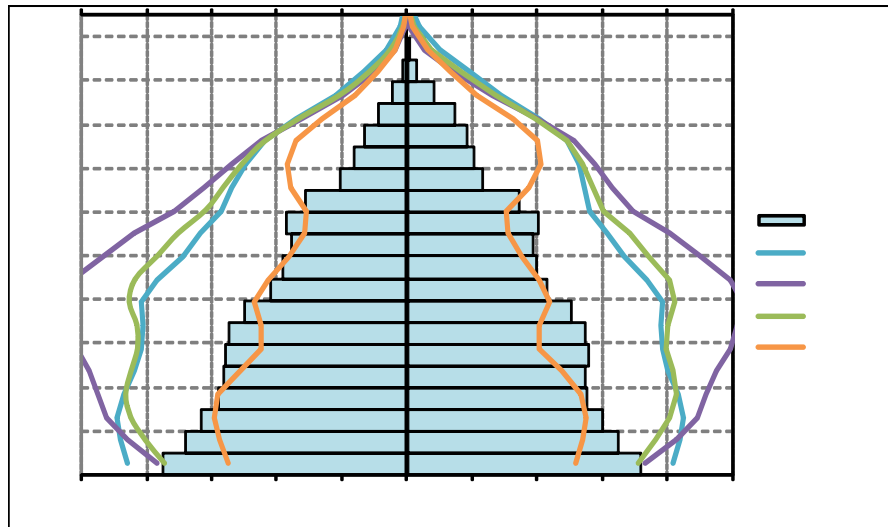
Algeria (2010 and 2050)



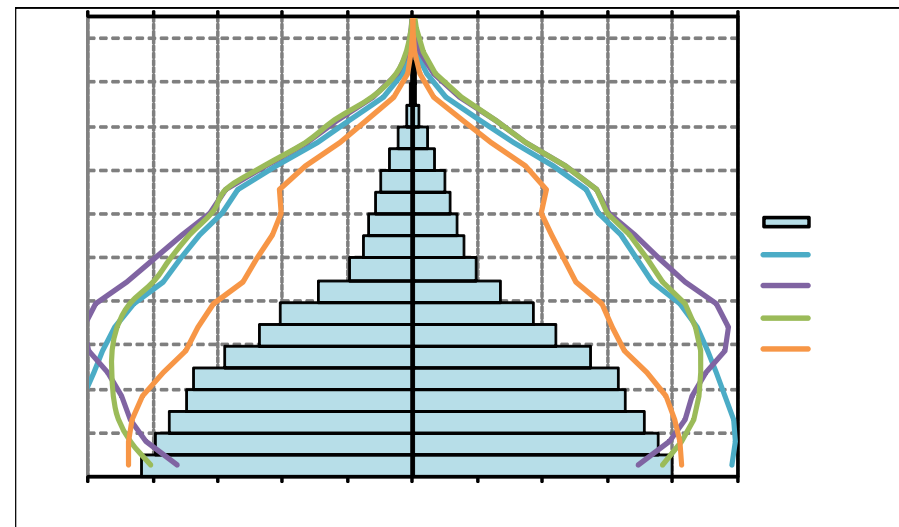
Egypt (2010 and 2050)



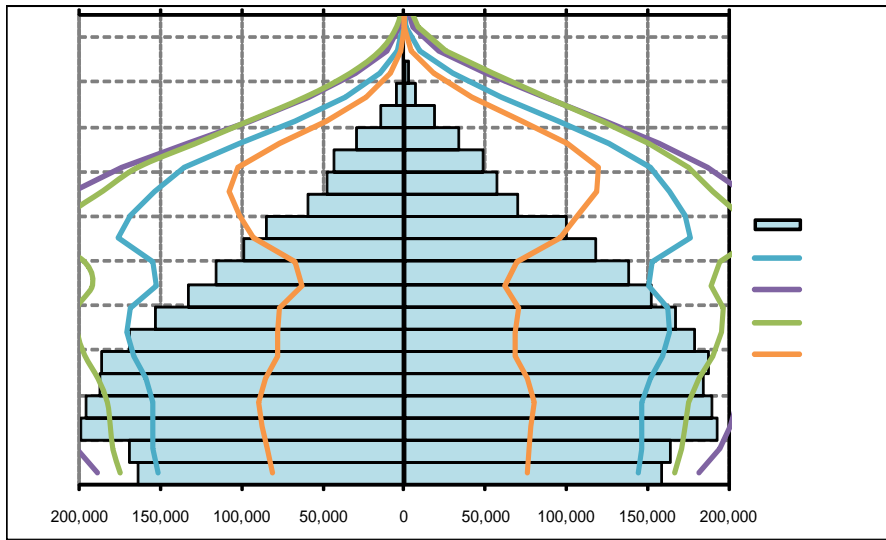
Israel (2010 and 2050)



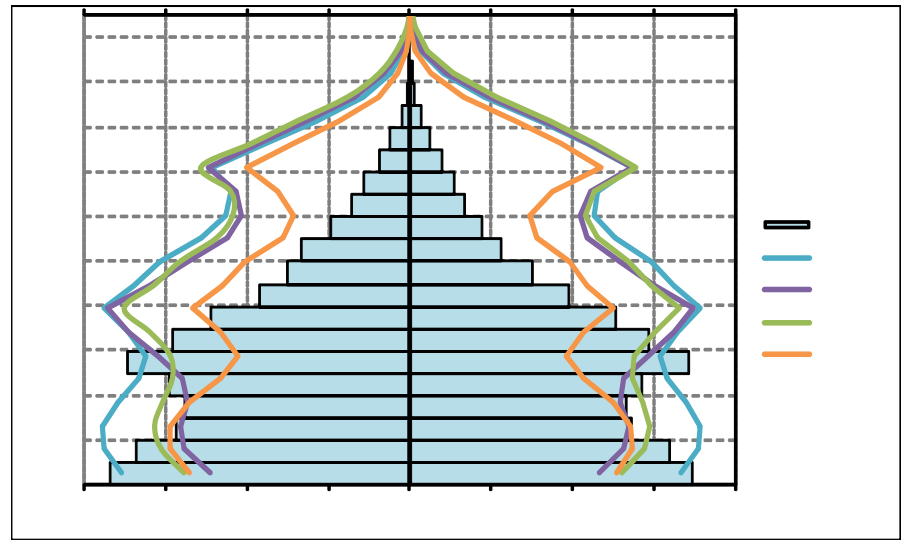
Jordan (2010 and 2050)



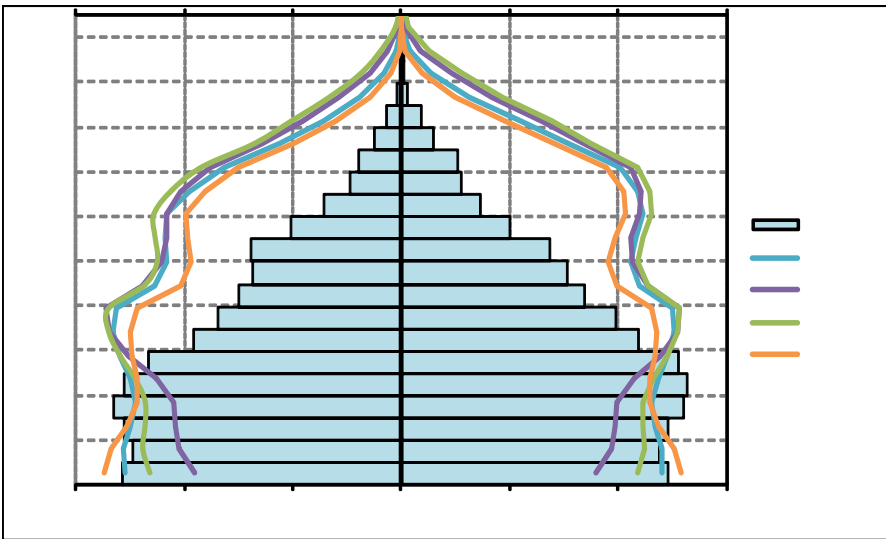
Lebanon (2010 and 2050)



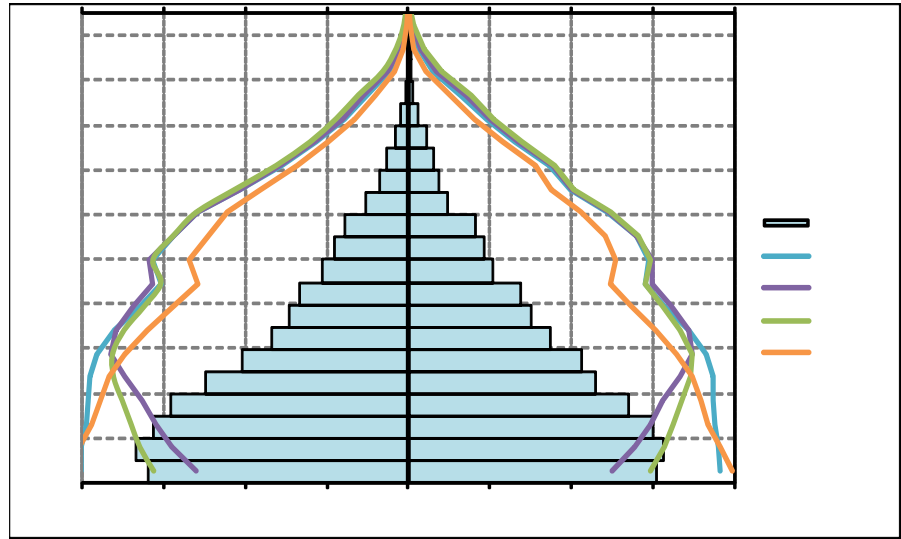
Lybia (2010 and 2050)



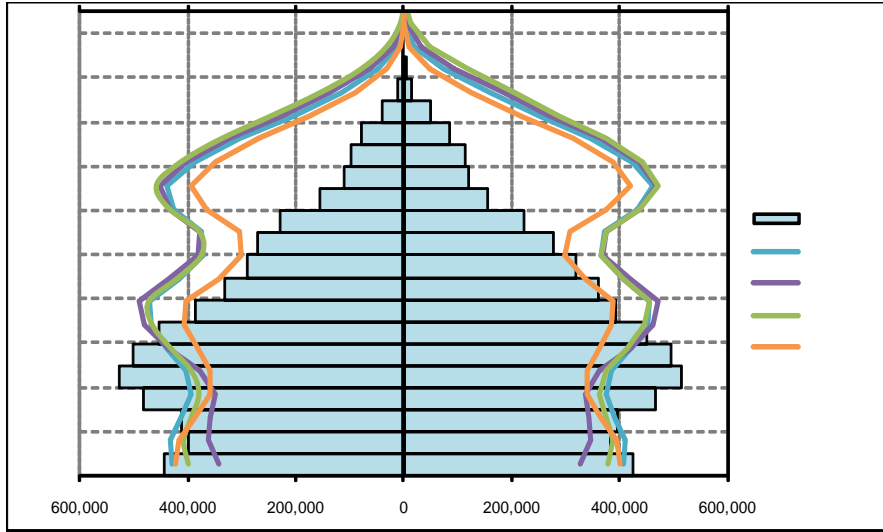
Morocco (2010 and 2050)



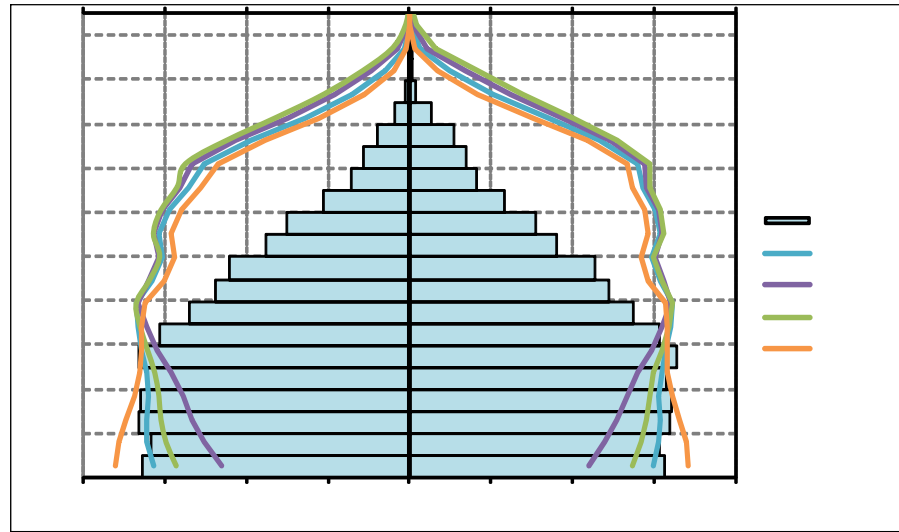
Syria (2010 and 2050)



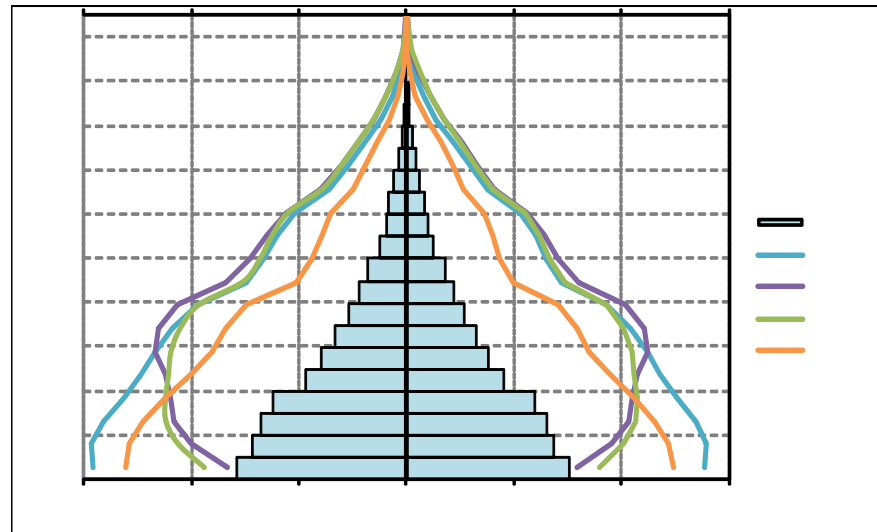
Tunisia (2010 and 2050)



Turkey (2010 and 2050)



Occupied Palestinian Territory (West Bank and Gaza) (2010 and 2050)



Another way of looking at the aspect of ageing is presented in Table 7 by means of old-age dependency ratios (ODR). ODRs are expressed as percentages and relate the number of persons of age 65 and older to the number of persons aged between 15 and 64.

Table 7: Old –age dependency ratios of MED11 countries and EU27 (rounded percentages)

	2010	2030				2050			
		S1	S2	S3	S4	S1	S2	S3	S4
Algeria	7	11	12	12	11	23	27	28	23
Egypt	8	11	12	12	11	16	19	20	15
Israel	17	21	19	20	23	26	20	24	34
Jordan	7	6	7	7	6	14	15	17	14
Lebanon	11	15	15	16	16	26	24	29	37
Libya	7	10	11	11	10	24	27	29	28
Morocco	8	13	14	14	13	21	25	27	20
O.P.T.	5	6	6	6	5	9	10	11	8
Syria	7	10	10	10	9	15	16	17	14
Tunisia	10	16	16	17	15	28	31	33	28
Turkey	9	14	15	16	14	25	29	30	22
EU27	26	38				50			

These figures even more clearly show that the 2010 age distributions of all MED11 countries are still those of relatively young populations as compared to age distributions in EU countries. On average, in the EU, there are about four persons in the working age population that need to carry the burden of support to one person of age 65 or older. Conversely, in the Palestine population (O.P.T.) there are about twenty persons in the working age range available to sustain one person of age 65 or older. In Israel this is considerably less so though because there are only about 6 persons in the working ages available to support one person of age 65 or older. Old-age dependency ratios are on the increase in MED11 countries but they lag far behind EU values. Such ratios sketch the population base for care for the elderly, a necessary but not sufficient condition. A substantial part of the working age population of course also needs to be gainfully employed to provide the financial basis in a country for the financing of people who are not or no longer working. The figures also reflect that the demographic transition from high fertility and mortality rates to low ones started relatively late (1980s) compared to countries in Europe (1960s) and that the speed of the decline was less rapid. By 2050 about half the number of MED11 countries (Egypt, Jordan, O.P.T., Morocco, Syria, Turkey) will not even come close to the average old-age dependency ratio of EU-27 countries. Only few MED11 countries (Lebanon, Israel) have dependency ratios by 2050 that resemble the EU figures in 2030.

5. Discussion

Objectives of this paper are to describe the design and analysis of population scenarios for MED11 countries, reflect on some implications of the results, and compare the population scenarios with projections of the United Nations.

Results show that in spite of declines in population growth rates in MED11 countries, populations in MED11 countries are still growing and far more rapidly than populations of EU countries. During the 2010-2050 period populations in these EU neighbourhood countries are expected to grow considerably, from about 280 million to a figure between 395 and 426 million. Populations in EU27 countries though are only expected to grow from about 500 to 525 million people.

We found that the margins between lowest and highest scenarios estimates for MED11 countries are not so large, in particular in the short term. For instance, the (largest) difference in 2020 is between estimates of the BAU scenario (323.3 million) and the Stress scenario (319.5 million), which is 3.8 million or about 1% only. This is not surprising because much of the population growth in these countries is already embedded in the current shape of the population age and sex distribution (i.e. called population momentum). In the long term, population estimates are much more influenced by differences in scenario assumptions. However, differences between scenario estimates of total populations may still turn out to be relatively small if effects of specific fertility and mortality scenarios appear to cancel out. For instance, in the Alliance scenario (S3), the rapid increase in life expectancy causes rapid population growth but this is partially offset by the population growth reducing effect of fertility decline. This is why results of the BAU and Alliance scenarios are small. Another finding is that the rather widely different scenario assumptions regarding net numbers of international migrants turned out to have little overall impact on expected population size changes because net migration numbers tend to be small relative to total population size, notably in the largest countries Turkey and Egypt.

All population scenarios show that MED11 countries, except Morocco, Tunisia and Turkey, have to come to terms with expected growing numbers of youth and young adults in the age range 10-29 year old during the period 2010-2030. Persons in this age range shape the social, economic and political landscape of future MED11 economies so that governments and the private sector should be aware of the need to invest in the expansion and quality of their educational systems and job-markets. In case the BAU or stress scenarios unfold the expected economic conditions will be unfavourable in MED11 countries and this will increase emigration pressure among young adults which main lead to a brain drain of the relatively small group of well-educated young adults in MED11 countries to EU countries. There, high skilled labour and people with 'desirable skills' is becoming scarce as most EU countries, contrary to MED11 countries, face shrinking populations in the working ages. EU countries though are likely to keep their borders closed to immigrants without proper education and vocational skills because their social integration and absorption in existing labour markets is perceived as problematic in receiving countries. Should the Integration or Alliance scenarios unfold, the future for young adults will be much brighter and it may even lead well-educated pioneering children of MED11 country emigrants, born in countries of destination, to emigrate to the home-land of their parents to explore possibilities of a future over there. This kind of migration flow has already been observed among enterprising and well-educated children of Turkish emigrants, born in Germany and The Netherlands, who try to make a living in the currently booming Turkish economy.

Another emerging issue in MED11 countries is that ageing becomes an issue in some countries (e.g. Israel, Tunisia, Lebanon, Turkey) during the period 2030-2050 (Figure 5, Table 7). This means that the health system has to be transformed to be able to provide health care in the domains of typical old-age diseases and life-style related diseases (e.g. diabetes) and degenerative diseases (forms of cancer). Currently, most health systems in MED11 countries are designed to cater for, mostly, infectious and other preventable diseases, with a focus on children and mothers. Yet another issue is that growing numbers of elderly require that their income and old-age support must somehow be ensured. In the wake of modernisation and individualisation of MED11 societies this will challenge existing pension systems and traditional familial and community support systems.

We compared MEDPRO population scenario estimates with those of the UN Medium Variant projection (UNMV). We found that, at the regional level, UNMV estimates resemble the MEDPRO Alliance scenario estimates. However, at the country level, UNMV estimates resemble, depending on the country, results of different MEDPRO population scenarios. Also, UNMV estimates for particular age-groups resemble, depending on the age-group, results of different MEDPRO scenarios. Therefore, UNMV may not substitute for any particular MEDPRO population scenario. At the most, results of UNMV projections (low, medium, high) and MEDPRO scenarios are complimentary. Computationally both use the cohort component projection method, but there are some important differences in approach. Contrary to MEDPRO scenarios, the UNMV projection horizon is the year 2100 which has some consequences regarding the assumed speed of decline of fertility to replacement level fertility, among others. More fundamental is that UNMV projections assume that rates of fertility, mortality and international migration develop independently over time. The processes are thought to be independent and are therefore modelled independently, using time-series regression methods, Bayes estimation methods, or current levels are assumed to remain unchanged in future (e.g. regarding net international migration). UNMV projections also do not comprise of behavioural equations linking the underlying economic development assumption (i.e. demographic transition due to 'western-type' economic development and modernisation) to indicators of demographic change. UNMV projections assume that future fertility and mortality rates of Arab/MED11 countries will follow the historical pattern of change observed in western and 'westernized' countries. Although western-life styles are clearly emerging in the Arab world it remains to be seen if structural economic factors triggering transition of birth- and death rates in western(ized) countries will trigger to the same extent demographic transition in the Arab world. Although several countries in the Arab world experienced major economic development fertility rates in some have remained relatively high or declined much less rapidly than 'expected'. This is because also other important factors and preconditions to demographic transition are at play, notably in the Arab world. Demographic transition also requires adaptation of existing gender systems (gender roles, attitudes towards gender equity) as well as the norms and values system (ideational factors).

The scenarios were developed at a time when populations in countries in the Arab region (e.g. Tunisia, Egypt, Libya, Syria, Yemen) are going through a major transition period of fight for political freedom and democratization, and against dictators and their collaborators. To date, the outcome is yet uncertain. We made the assumption that by 2015 the situation would have returned to a more or less stable situation in the sense that any new political context will not lead to a permanent break in trends of indicators of demographic behaviour. But is this assumption reasonable if the Arab Spring protests and political mayhem spreads over the entire region leading to the establishment of anti-western, conservative Islamic governments

in all MED11 countries? More specifically, can the results of the presented population scenarios encompass a population growth trajectory of societies governed by such type of governments?

We think the answer is affirmative, and most certainly in the intermediate term, say up to 2030, because of the following reasons.

Firstly, the ‘population momentum’ embedded in the current age-sex pyramids of MED11 countries makes that population growth during the 2010-2030 period is rather insensitive to sudden changes in fertility and mortality rates. Past high fertility rates created large birth cohorts who will reach about 15-20 years later the reproductive ages. Although having fewer births per woman than older generations, the sheer size of these birth cohorts make that the absolute number of births is high. Therefore, reinforced by declining mortality rates, these will continue to grow for years to come despite the decline in fertility rates in the past two decades. With respect to the international migration component of population growth. Even if all persons who even slightly oppose to life-styles according to conservative Islamic law would all intend to emigrate or flee from MED11 countries, the actual numbers departing would be limited by immigration and asylum restrictions in receiving countries. After 2030 effects of changes in fertility and mortality rates would show up but population growth effects would still be attenuated if the new political context would lead to both higher fertility and mortality rates, because effects would to a certain extent cancel out.

Secondly, establishment of an anti-western, conservative Islamic government does not automatically mean that a population explosion is imminent if political and religious leaders would actively start encouraging couples to have more children than the number couples aspire. In fact, there is little evidence in the region that presence of a government inspired by conservative Islamic leaders, Shiite or Sunni, necessarily leads to major breaks in recent of indicators of fertility and mortality. For instance, after the ousting of the western-oriented Shah of Persia, Iran underwent major political and social transformations. Since January 1979 the country has an anti-western and conservative Shiite Islamic government, initially under the leadership of Ayatollah Khomeini. Interestingly, before 1979, Iran was open to western modernization and life-style influences but the mean number of children (TFR) per woman between 1960 and 1979 was and remained high, and declined only modestly from 6.8 to 6.0 children. However, since 1979, fertility rates started declining rapidly to about 1.9 in 2010, which is even below replacement level. Also, between 1960 and 1979, general living conditions were so poor that life expectancy increased from 45 to 55 years only. In the first years of the Islamic revolution mortality rates did increase and life expectancy dipped to 50 years, but soon after establishment of the new Islamic government life expectancies rose almost linearly to about 72 years by 2010. With about 77 million people, the population size of Iran positions between that of the two largest MED11 countries, Egypt and Turkey (Table 5). Another example is Saudi Arabia, with about 26 million people positioning between Morocco and Syria, is a core-area of Sunni Muslim tradition. There, the decline of fertility has been considerable in the past decades, from more than 7 children per woman before 1978 to about 2.8 children in 2010. Conversely, life expectancy increased from about 45 years in 1960 to about 74 years in 2010 (United Nations, 2012). This does not mean that there are no sub-groups or sub-cultures in MED11 countries with high fertility rates (e.g. Orthodox Jews in Israel). Depending on their current size, growth rate and long term trend of their fertility rates the demographic impact of such sub-groups may increase in the long term.

Thirdly, the influence that governments and other macro level factors have on micro-level demographic behaviour of individuals should not be overrated. There are many examples where governments have failed to influence the behaviour of individuals, notably if the proposed behaviour is not in concordance with aspirations of individuals, couples or social groups. The strict norms and values promoted by religious leaders and their followers in governments may in practice only be implemented by a minority in the population. For example, under the smoke of the pro-natalist and anti-abortion Vatican, Catholic Italians reduced their number of births rapidly in the past decades to a level below replacement. Furthermore, they legalized abortion back in 1978 while abortion rates are still fairly high. Other types of examples can be found in the Sub-Saharan region where governments tried, with financial support and advice of international organisations, mostly in vain, to control fertility or safe-sex behaviour by conveying messages to the public about the small family-norm and safe-sex behaviour. This is because sensitization of the public through the media (and church or mosque) is a necessary but most certainly not a sufficient condition. Other, more pervasive factors at the community- household- and individual-level make that people decide to behave differently than governments or the clergy want. Factors such as educational attainment, wealth status and –aspirations, gender norms, values and roles, and perceived costs and benefits of rearing children may lead to attitudes and behaviour of individuals that resilient to change in a promoted direction. Irrespective of the precise factors and causal mechanisms involved, evidence suggest that the impact of religious leaders on reproductive (and other) decision-making of couples is limited and often overrated, irrespective of the prevailing type of faith in countries or region.

Fourth, more at the political front, it remains to be seen whether conservative Islamic regimes would see an advantage in converting the decline in fertility in MED11 countries in order to boost population growth even further and beyond levels currently desired by couples, for instance by giving couples higher financial rewards for each additional child and by raising the moral status of high parity women to warriors in a ‘war-of-the-cradles’ with western nations (*cf.* Yasir Arafat, see: Steinberg, 1989). Such conservative Islamic governments may already have become well aware of the present population growth momentum build into the age-structures of their populations. Thus, even without launching pro-natalist policies, population growth in MED11 countries will already be (much) higher than in EU countries and most other non-Islamic countries. If members of such governments are not yet aware of this, they will after consulting the results of the MEDPRO population scenarios in this report.

The above considerations convince us that future population trajectories of MED11 countries, irrespective of the presence of governments with strong or weak religious signatures, will develop between the margins indicated by the Alliance (S3) and Stress (S4) scenarios (Figure 4, Table 5).

References

- Boyle, P.J., K. Halfacree and V. Robinson (1998). *Exploring contemporary migration. Chapter 2: defining and measuring migration*. Addison-Wesley. ISBN 0582 251 613.
- ICBS. (2012). Population, by Population Group. *Monthly Bulletin of Statistics*. Israel Central Bureau of Statistics. 7 February 2012. Retrieved 19 March 2012.
- HUIPS. (2009). Turkey Demographic and Health Survey (TDHS). 2008. Hacettepe University Institute of Population Studies (HUIPS), Ministry of Health General Directorate of Mother and Child Health and Family Planning, State Planning Organization and European Union. Ankara, Turkey.
- Neto, F. (2009). International migration challenges in the ESCWA region. Regional Workshop on International Migration Statistics, Cairo, Egypt, 30 June - 3 July 2009.
- Oeppen, J. and J.W. Vaupel. (2010). Broken Limits to Life Expectancy, *Science*. 296: 5570: pp. 1029 – 1031. <http://www.sciencemag.org/content/296/5570/1029.short>
- Preston, S. H., Heuveline, P. and M. Guillot. (2001). *Demography: Measuring and Modeling Population Processes*, Oxford: Blackwell Publishers.
- Rogers, A. and L.J. Castro (1981). *Model Migration Schedules*. Research Report 81-20. International Institute for Applied Systems Analysis. Laxenberg, Austria
- Sessa, C. (2011). *Technical report on qualitative scenarios of cooperation and development in the Euro-Mediterranean Region. MEDPRO D9.1*. Istituto di Study per l'Integrazione dei Sistemi. Rome.
- Steinberg, M. (1989). The demographic dimension of the struggle with Israel as seen by the PLO. *The Jerusalem Journal of International Relations*, vol. 11, No. 4, pp. 27-51.
- United Nations (1992). Preparing Migration Data for Sub-national Population Projections. ST/ESA/SER.A/127.
- United Nations (2011a). *World Population Prospects: The 2010 Revision*. Population Division of the Department of Economic and Social Affairs of the United Nations Secretariat. <http://esa.un.org/unpd/wpp/index.htm>, date of last access 18-05-2011.
- United Nations (2011b). *United Nations Global Migration Database v.0.3.6*. <http://esa.un.org/unmigration/index.aspx>, date of last access 07-06-2011.
- United Nations (2011c). *Assumptions Underlying the 2010 Revision*. Population Division of the Department of Economic and Social Affairs of the United Nations Secretariat. http://esa.un.org/unpd/wpp/Documentation/pdf/WPP2010_ASSUMPTIONS_AND_VARIANTS.pdf, date of last access 22-04-2012.
- United Nations (2012). Data online. United Nations Department of Economic and Social Affairs. New York. <http://www.un.org/esa/population/>, date of last access 31-05-2012
- World Health Organisation (WHO). (2011). *Health statistics and health information systems*. World Health Statistics 2011, http://www.who.int/healthinfo/statistics/mortality_life_tables/en/, date of last access 20-06-2011.

Annex 1. Trends in demographic indicators

Table A1.1 Trends in Population size in MED11 countries, Arab world, EU (World Bank, 2010)

Country Name	1960	1990	2000	2009
Arab World	96.5	232.2	291.7	351.2
EU	404.1	471.3	481.4	498.6
Algeria	10.8	25.3	30.5	34.9
Egypt	27.8	57.8	70.2	83.0
Israel	2.1	4.7	6.3	7.4
Jordan	0.8	3.2	4.8	6.0
Lebanon	1.9	3.0	3.8	4.2
Libya	1.3	4.4	5.3	6.4
Morocco	11.6	24.8	28.8	32.0
Syria	4.6	12.7	16.5	21.1
Tunisia	4.2	8.2	9.6	10.4
Turkey	28.2	56.1	66.5	74.8
West Bank and Gaza	0.0	2.0	3.0	4.0
MED11	93.5	202.0	245.3	284.3
MED11 as % of Arab World	97%	87%	84%	81%

Table A1.2 Trends in *Total Fertility Rates* in MED11 countries, Arab world, EU (World Bank, 2010)

	1990	1992	1994	1996	1998	2000	2002	2004	2006	2008	2008-1990
Arab World	5,1	4,8	4,5	4,3	4,0	3,8	3,6	3,5	3,4	3,3	1,9
EU	1,6	1,6	1,5	1,4	1,4	1,5	1,4	1,5	1,5	1,6	0,1
Algeria	4,7	4,2	3,7	3,2	2,8	2,6	2,5	2,5	2,4	2,4	2,4
Egypt	4,6	4,1	3,7	3,6	3,4	3,3	3,2	3,1	3,0	2,9	1,7
Israel	2,8	2,7	2,9	2,9	3,0	3,0	2,9	2,9	2,9	3,0	-0,1
Jordan	5,5	5,2	4,9	4,6	4,2	3,9	3,6	3,6	3,6	3,5	2,0
Lebanon	3,1	3,0	2,9	2,8	2,6	2,4	2,2	2,0	1,9	1,8	1,3
Libya	4,8	4,3	3,8	3,5	3,3	3,2	3,1	2,9	2,8	2,7	2,1
Morocco	4,0	3,7	3,4	3,2	2,9	2,7	2,6	2,5	2,4	2,4	1,7
Syria	5,5	5,0	4,5	4,2	4,0	3,8	3,7	3,5	3,4	3,2	2,3
Tunisia	3,5	3,2	2,9	2,5	2,2	2,1	2,0	2,0	2,0	2,1	1,4
Turkey	3,1	2,9	2,8	2,7	2,5	2,4	2,3	2,2	2,1	2,1	0,9
West Bank, Gaza	6,4	6,4	6,3	6,2	6,0	5,8	5,7	5,5	5,3	5,0	1,4

Table A1.3 Trends in *life expectancies at birth* (both sexes combined) in MED11 countries, Arab world and EU (World Bank, 2010)

	1990	1992	1994	1996	1998	2000	2002	2004	2006	2008	2008-1990
Arab World	62,8	63,6	64,6	65,6	66,4	67,0	67,5	67,9	68,2	68,7	4,6
EU	74,9	75,3	75,7	76,1	76,6	77,2	77,6	78,1	78,9	79,5	5,3
Algeria	67,1	67,7	68,2	68,7	69,3	70,0	70,7	71,4	71,9	72,4	7,2
Egypt	62,9	64,0	65,2	66,4	67,4	68,2	68,8	69,3	69,7	70,1	4,4
Israel	76,6	76,5	77,4	78,1	78,1	79,0	79,5	80,1	80,3	81,0	5,7
Jordan	67,0	67,9	68,6	69,4	70,0	70,6	71,2	71,7	72,2	72,7	3,4
Lebanon	68,7	69,2	69,6	70,0	70,3	70,6	71,0	71,3	71,7	72,0	6,2
Libya	68,1	69,1	70,1	71,1	71,9	72,5	73,0	73,4	73,9	74,3	7,1
Morocco	64,1	65,2	66,2	67,0	67,9	68,7	69,4	70,1	70,7	71,3	6,0
Syria	68,2	69,2	70,1	70,9	71,7	72,3	72,9	73,4	73,8	74,2	4,0
Tunisia	70,3	70,8	71,0	71,6	72,1	72,6	73,0	73,3	73,9	74,3	7,3
Turkey	64,6	65,8	67,0	68,1	69,1	70,0	70,7	71,2	71,6	71,9	5,0
West Bank, Gaza	68,5	69,4	70,2	70,7	71,2	71,7	72,2	72,6	73,1	73,5	5,6

Note: Differences between life expectancies of women and men are in the range of +3.2 (Lebanon) and +7.7 (Egypt). In the scenario projections, male and female populations are projected independently, using life tables for men and women separately.

Table A1.4 Trends in *underfive mortality rates* (both sexes) in MED11 countries, Arab world and EU (World Bank, 2010)

Country Name	1990	1995	2000	2005	2006	2007	2008	2009
Arab World	84	73	64	56	54	53	52	50
European Union	12	9	7	6	6	5	5	5
Algeria	61	55	46	38	36	35	34	32
Egypt, Arab Rep.	90	65	47	30	28	25	23	21
Israel	11	9	7	6	5	5	5	4
Jordan	39	33	30	27	27	26	26	25
Lebanon	40	35	24	17	15	14	13	12
Libya	36	30	25	21	21	20	19	19
Morocco	89	68	55	45	43	41	39	38
Syrian Arab Republic	36	27	22	18	18	17	17	16
Tunisia	50	36	27	23	23	22	21	21
Turkey	84	62	42	28	26	24	22	20
West Bank and Gaza	43	33	30	30	30	30	30	30

Annex 2. Quantitative scenario assumptions

Table A2.1 Four sets of fertility and mortality scenario assumptions for the period 2010-2050.

BAU-scenario (S1)	Fertility (TFR)			Mortality (life expectancy at birth, e(0))				UNPD MV	
	baseline (2005-10)	target (2045-50)	UNPD MV target (2045-50)	men $\alpha=0.1250$		women $\alpha=0.1250$		men	women
				baseline (2005-10)	target (2045-50)	current (2005-10)	target (2045-50)	target (2045-50)	target (2045-50)
Tunisia	2,04	1,91	1,72	71,90	76,90	76,00	81,00	77,53	82,05
Morocco	2,38	2,00	1,65	69,00	74,00	73,40	78,40	76,17	80,83
Algeria	2,38	2,00	1,66	70,90	75,90	73,70	78,70	77,12	80,90
Libya	2,72	2,09	1,61	71,70	76,70	76,90	81,90	77,65	82,56
Egypt	2,85	2,13	1,88	70,50	75,50	74,30	79,30	76,93	81,18
Jordan	3,27	2,24	1,76	71,70	76,70	74,30	79,30	76,71	80,29
Palestine	4,65	2,61	2,65	70,60	75,60	73,80	78,80	76,55	80,34
Israel	2,91	2,14	2,27	78,40	83,40	82,90	87,90	83,76	88,81
Lebanon	1,86	1,86	1,64	69,90	74,90	74,20	79,20	76,36	80,84
Syria	3,10	2,19	1,74	73,90	78,90	76,90	81,90	78,84	82,47
Turkey	2,15	1,94	1,69	70,70	75,70	75,30	80,30	77,15	81,71
average	2,76	2,10	1,84	71,75	76,75	75,61	80,61	77,71	82,00
max-min	2,79	0,74	1,04	9,40	9,40	9,50	9,50	7,59	8,52

note: α = annual rate of change in e(0)

Integration scenario (S2)	Fertility (TFR)			Mortality (life expectancy at birth, e(0))				UNPD MV	
	baseline (2005-10)	target (2045-50)	UNPD MV target (2045-50)	men $\alpha=0.1875$		women $\alpha=0.1875$		men	women
				baseline (2005-10)	target (2045-50)	current (2005)	target (2045-50)	target (2045-50)	target (2045-50)
Tunisia	2,04	1,50	1,72	71,90	79,25	76,00	83,11	77,53	82,05
Morocco	2,38	1,50	1,65	69,00	79,25	73,40	83,11	76,17	80,83
Algeria	2,38	1,50	1,66	70,90	79,25	73,70	83,11	77,12	80,90
Libya	2,72	1,50	1,61	71,70	79,25	76,90	83,11	77,65	82,56
Egypt	2,85	1,50	1,88	70,50	79,25	74,30	83,11	76,93	81,18
Jordan	3,27	1,50	1,76	71,70	79,25	74,30	83,11	76,71	80,29
Palestine	4,65	1,50	2,65	70,60	79,25	73,80	83,11	76,55	80,34
Israel	2,91	1,50	2,27	78,40	79,25	82,90	83,11	83,76	88,81
Lebanon	1,86	1,50	1,64	69,90	79,25	74,20	83,11	76,36	80,84
Syria	3,10	1,50	1,74	73,90	79,25	76,90	83,11	78,84	82,47
Turkey	2,15	1,50	1,69	70,70	79,25	75,30	83,11	77,15	81,71
average	2,76	1,50	1,84	71,75	79,25	75,61	83,11	77,71	82,00
max-min	2,79	0,00	1,04	9,40	0,00	9,50	0,00	7,59	8,52

note: α = annual rate of change in e(0)

Table A2.1 (continued)

Alliance scenario (S3)	Fertility (TFR)			Mortality (life expectancy at birth, e(0))				UNPD MV	
				men	$\alpha=0.2500$	women	$\alpha=0.2500$	men	women
	baseline (2005-10)	target (2045-50)		baseline (2005-10)	target (2045-50)	current (2005)	target (2045-50)	target (2045-50)	target (2045-50)
Tunisia	2,04	1,80	1,72	71,90	81,75	76,00	85,61	77,53	82,05
Morocco	2,38	1,80	1,65	69,00	81,75	73,40	85,61	76,17	80,83
Algeria	2,38	1,80	1,66	70,90	81,75	73,70	85,61	77,12	80,90
Libya	2,72	1,80	1,61	71,70	81,75	76,90	85,61	77,65	82,56
Egypt	2,85	1,80	1,88	70,50	81,75	74,30	85,61	76,93	81,18
Jordan	3,27	1,80	1,76	71,70	81,75	74,30	85,61	76,71	80,29
Palestine	4,65	1,80	2,65	70,60	81,75	73,80	85,61	76,55	80,34
Israel	2,91	1,80	2,27	78,40	81,75	82,90	85,61	83,76	88,81
Lebanon	1,86	1,80	1,64	69,90	81,75	74,20	85,61	76,36	80,84
Syria	3,10	1,80	1,74	73,90	81,75	76,90	85,61	78,84	82,47
Turkey	2,15	1,80	1,69	70,70	81,75	75,30	85,61	77,15	81,71
average	2,76	1,80	1,84	71,75	81,75	75,61	85,61	77,71	82,00
max-min	2,79	0,00	1,04	9,40	0,00	9,50	0,00	7,59	8,52

note: α = annual rate of change in e(0)

Stress scenario (S4)	Fertility (TFR)			Mortality (life expectancy at birth, e(0))				UNPD MV	
				men	$\alpha=0.0625$	women	$\alpha=0.0625$	men	women
	baseline (2005-10)	target (2045-50)		baseline (2005-10)	target (2045-50)	current (2005)	target (2045-50)	target (2045-50)	target (2045-50)
Tunisia	2,04	2,18	1,72	71,90	74,40	76,00	78,50	77,53	82,05
Morocco	2,38	2,29	1,65	69,00	71,50	73,40	75,90	76,17	80,83
Algeria	2,38	2,29	1,66	70,90	73,40	73,70	76,20	77,12	80,90
Libya	2,72	2,39	1,61	71,70	74,20	76,90	79,40	77,65	82,56
Egypt	2,85	2,43	1,88	70,50	73,00	74,30	76,80	76,93	81,18
Jordan	3,27	2,56	1,76	71,70	74,20	74,30	76,80	76,71	80,29
Palestine	4,65	2,98	2,65	70,60	73,10	73,80	76,30	76,55	80,34
Israel	2,91	2,45	2,27	78,40	80,90	82,90	85,40	83,76	88,81
Lebanon	1,86	2,13	1,64	69,90	72,40	74,20	76,70	76,36	80,84
Syria	3,10	2,51	1,74	73,90	76,40	76,90	79,40	78,84	82,47
Turkey	2,15	2,22	1,69	70,70	73,20	75,30	77,80	77,15	81,71
average	2,76	2,40	1,84	71,75	74,25	75,61	78,11	77,71	82,00
max-min	2,79	0,85	1,04	9,40	9,40	9,50	9,50	7,59	8,52

note: α = annual rate of change in e(0)

Table A2.2 International Migration Assumptions

Algeria (net international migration x1000)

Period	UN Medium variant	S1	S2	S3	S4
1950-1955	-58	-58	-58	-58	-58
1955-1960	-87	-87	-87	-87	-87
1960-1965	-128	-128	-128	-128	-128
1965-1970	-40	-40	-40	-40	-40
1970-1975	-31	-31	-31	-31	-31
1975-1980	1	1	1	1	1
1980-1985	17	17	17	17	17
1985-1990	-14	-14	-14	-14	-14
1990-1995	-10	-10	-10	-10	-10
1995-2000	-28	-28	-28	-28	-28
2000-2005	-28	-28	-28	-28	-28
2005-2010	-28	-28	-28	-28	-28
2010-2015	-28	-28	-28	-28	-28
2015-2020	-28	-28	-56	-28	-128
2020-2025	-18	-18	-42	-21	-128
2025-2030	-18	-18	-28	-14.0	-128
2030-2035	-16	-16	11	-10.5	-128
2035-2040	-16	-16	50	-7.0	-128
2040-2045	-16	-16	89	-3.5	-128
2045-2050	-16	-16	128	0	-128

Egypt (net international migration x1000)

Period	UN Medium variant	S1	S2	S3	S4
1950-1955	-10	-10	-10	-10	-10
1955-1960	-10	-10	-10	-10	-10
1960-1965	-10	-10	-10	-10	-10
1965-1970	-48	-48	-48	-48	-48
1970-1975	-125	-125	-125	-125	-125
1975-1980	-170	-170	-170	-170	-170
1980-1985	-139	-139	-139	-139	-139
1985-1990	-130	-130	-130	-130	-130
1990-1995	-222	-222	-222	-222	-222
1995-2000	-189	-189	-189	-189	-189
2000-2005	-74	-74	-74	-74	-74
2005-2010	-69	-69	-69	-69	-69
2010-2015	-43	-43	-43	-43	-43
2015-2020	-53	-53	-106	-53	-222
2020-2025	-53	-53	-75	-37	-222
2025-2030	-53	-53	-43	-21.5	-222
2030-2035	-53	-53	23.25	-16.1	-222
2035-2040	-53	-53	89.5	-10.8	-222
2040-2045	-53	-53	155.75	-5.4	-222
2045-2050	-53	-53	222	0	-222

Israel (net international migration x1000)

Period	UN Medium variant	S1	S2	S3	S4
1950-1955	52	52	52	52	52
1955-1960	34	34	34	34	34
1960-1965	42	42	42	42	42
1965-1970	14	14	14	14	14
1970-1975	33	33	33	33	33
1975-1980	13	13	13	13	13
1980-1985	1	1	1	1	1
1985-1990	13	13	13	13	13
1990-1995	91	91	91	91	91
1995-2000	49	49	49	49	49
2000-2005	21	21	21	21	21
2005-2010	55	55	55	55	55
2010-2015	12	12	12	12	12
2015-2020	7	7	38	19	-91
2020-2025	7	7	65	32	-91
2025-2030	7	7	91	45.5	-91
2030-2035	7	7	91	34.1	-91
2035-2040	7	7	91	22.8	-91
2040-2045	7	7	91	11.4	-91
2045-2050	7	7	91	0	-91

Jordan (net international migration x1000)

Period	UN Medium variant	S1	S2	S3	S4
1950-1955	25	25	25	25	25
1955-1960	24	24	24	24	24
1960-1965	7	7	7	7	7
1965-1970	51	51	51	51	51
1970-1975	-6	-6	-6	-6	-6
1975-1980	-16	-16	-16	-16	-16
1980-1985	16	16	16	16	16
1985-1990	24	24	24	24	24
1990-1995	80	80	80	80	80
1995-2000	-38	-38	-38	-38	-38
2000-2005	-19	-19	-19	-19	-19
2005-2010	41	41	41	41	41
2010-2015	-6	-6	-6	-6	-6
2015-2020	-10	-10	-20	-10	-80
2020-2025	-10	-10	-13	-7	-80
2025-2030	-10	-10	-6	-3.0	-80
2030-2035	-10	-10	15.5	-2.3	-80
2035-2040	-10	-10	37	-1.5	-80
2040-2045	-10	-10	58.5	-0.8	-80
2045-2050	-10	-10	80	0	-80

Lebanon (net international migration x1000)

Period	UN Medium variant	S1	S2	S3	S4
1950-1955	0	0	0	0	0
1955-1960	8	8	8	8	8
1960-1965	4	4	4	4	4
1965-1970	-7	-7	-7	-7	-7
1970-1975	-2	-2	-2	-2	-2
1975-1980	-57	-57	-57	-57	-57
1980-1985	-44	-44	-44	-44	-44
1985-1990	-44	-44	-44	-44	-44
1990-1995	46	46	46	46	46
1995-2000	0	0	0	0	0
2000-2005	20	20	20	20	20
2005-2010	-3	-3	-3	-3	-3
2010-2015	-3	20	20	20	20
2015-2020	-4	-4	32	16	-57
2020-2025	-4	-4	45	22	-57
2025-2030	-4	-4	57	28.5	-57
2030-2035	-4	-4	57	21.4	-57
2035-2040	-4	-4	57	14.3	-57
2040-2045	-4	-4	57	7.1	-57
2045-2050	-4	-4	57	0	-57

Libya (net international migration x1000)

Period	UN Medium variant	S1	S2	S3	S4
1950-1955	-8	-8	-8	-8	-8
1955-1960	9	9	9	9	9
1960-1965	9	9	9	9	9
1965-1970	15	15	15	15	15
1970-1975	18	18	18	18	18
1975-1980	24	24	24	24	24
1980-1985	37	37	37	37	37
1985-1990	-4	-4	-4	-4	-4
1990-1995	-4	-4	-4	-4	-4
1995-2000	-4	-4	-4	-4	-4
2000-2005	-4	-4	-4	-4	-4
2005-2010	-4	-4	-4	-4	-4
2010-2015	-64	-64	-64	-64	-64
2015-2020	-2	-2	-4	-2	-64
2020-2025	-2	-2	-34	-17	-64
2025-2030	-2	-2	-64	-32.0	-64
2030-2035	-1	-1	-32	-24.0	-64
2035-2040	-1	-1	0	-16.0	-64
2040-2045	-1	-1	32	-8.0	-64
2045-2050	-1	-1	64	0	-64

Morocco (net international migration x1000)

Period	UN Medium variant	S1	S2	S3	S4
1950-1955	0	0	0	0	0
1955-1960	-3	-3	-3	-3	-3
1960-1965	-41	-41	-41	-41	-41
1965-1970	-44	-44	-44	-44	-44
1970-1975	-89	-89	-89	-89	-89
1975-1980	-34	-34	-34	-34	-34
1980-1985	-10	-10	-10	-10	-10
1985-1990	-50	-50	-50	-50	-50
1990-1995	-90	-90	-90	-90	-90
1995-2000	-100	-100	-100	-100	-100
2000-2005	-123	-123	-123	-123	-123
2005-2010	-135	-135	-135	-135	-135
2010-2015	-99	-99	-99	-99	-99
2015-2020	-87	-87	-174	-87	-135
2020-2025	-71	-71	-137	-68	-135
2025-2030	-54	-54	-99	-49.5	-135
2030-2035	-54	-54	-40.5	-37.1	-135
2035-2040	-54	-54	18	-24.8	-135
2040-2045	-54	-54	76.5	-12.4	-135
2045-2050	-54	-54	135	0	-135

Syria (net international migration x1000)

Period	UN Medium variant	S1	S2	S3	S4
1950-1955	-14	-14	-14	-14	-14
1955-1960	-3	-3	-3	-3	-3
1960-1965	-3	-3	-3	-3	-3
1965-1970	-3	-3	-3	-3	-3
1970-1975	-16	-16	-16	-16	-16
1975-1980	-32	-32	-32	-32	-32
1980-1985	-17	-17	-17	-17	-17
1985-1990	-29	-29	-29	-29	-29
1990-1995	-14	-14	-14	-14	-14
1995-2000	-26	-26	-26	-26	-26
2000-2005	110	110	110	110	110
2005-2010	-11	-11	-11	-11	-11
2010-2015	-35	-35	-35	-35	-35
2015-2020	-16	-16	-32	-16	-110
2020-2025	-10	-10	-34	-17	-110
2025-2030	-10	-10	-35	-17.5	-110
2030-2035	-10	-10	1.25	-13.1	-110
2035-2040	-10	-10	37.5	-8.8	-110
2040-2045	-10	-10	73.75	-4.4	-110
2045-2050	-10	-10	110	0	-110

Tunisia (net international migration x1000)

Period	UN Medium variant	S1	S2	S3	S4
1950-1955	-22	-22	-22	-22	-22
1955-1960	-35	-35	-35	-35	-35
1960-1965	-45	-45	-45	-45	-45
1965-1970	-29	-29	-29	-29	-29
1970-1975	-26	-26	-26	-26	-26
1975-1980	-3	-3	-3	-3	-3
1980-1985	-5	-5	-5	-5	-5
1985-1990	-5	-5	-5	-5	-5
1990-1995	-9	-9	-9	-9	-9
1995-2000	-11	-11	-11	-11	-11
2000-2005	-16	-16	-16	-16	-16
2005-2010	-4	-4	-4	-4	-4
2010-2015	-4	-16	-16	-16	-16
2015-2020	-4	-4	-8	-4	-45
2020-2025	-4	-4	-12	-6	-45
2025-2030	-4	-4	-16	-8.0	-45
2030-2035	-4	-4	-0.75	-6.0	-45
2035-2040	-4	-4	14.5	-4.0	-45
2040-2045	-4	-4	29.75	-2.0	-45
2045-2050	-4	-4	45	0	-45

Turkey (net international migration x1000)

Period	UN Medium variant	S1	S2	S3	S4
1950-1955	-8	-8	-8	-8	-8
1955-1960	-37	-37	-37	-37	-37
1960-1965	-64	-64	-64	-64	-64
1965-1970	-67	-67	-67	-67	-67
1970-1975	-63	-63	-63	-63	-63
1975-1980	-74	-74	-74	-74	-74
1980-1985	-16	-16	-16	-16	-16
1985-1990	-30	-30	-30	-30	-30
1990-1995	-40	-40	-40	-40	-40
1995-2000	-30	-30	-30	-30	-30
2000-2005	-20	-20	-20	-20	-20
2005-2010	-10	-10	-10	-10	-10
2010-2015	-5	-5	-5	-5	-5
2015-2020	-2	-2	-4	-2	-74
2020-2025	-1	-1	-5	-2	-74
2025-2030	0	0	-5	-2.5	-74
2030-2035	0	0	14.75	7.4	-74
2035-2040	0	0	34.5	17.3	-74
2040-2045	0	0	54.25	27.1	-74
2045-2050	0	0	74	0	-74

Occupied Palestinian Territory

(West Bank and Gaza) (net international migration x1000)

Period	UN Medium variant	S1	S2	S3	S4
1950-1955	-14	-14	-14	-14	-14
1955-1960	-14	-14	-14	-14	-14
1960-1965	-16	-16	-16	-16	-16
1965-1970	-57	-57	-57	-57	-57
1970-1975	-6	-6	-6	-6	-6
1975-1980	-17	-17	-17	-17	-17
1980-1985	-12	-12	-12	-12	-12
1985-1990	-8	-8	-8	-8	-8
1990-1995	7	7	7	7	7
1995-2000	14	14	14	14	14
2000-2005	-38	-38	-38	-38	-38
2005-2010	-18	-18	-18	-18	-18
2010-2015	-4	-4	-4	-4	-4
2015-2020	-4	-4	-8	-4	-57
2020-2025	-4	-4	-6	-3	-57
2025-2030	-4	-4	-4	-2.0	-57
2030-2035	-5	-5	11.25	-1.5	-57
2035-2040	-5	-5	26.5	-1.0	-57
2040-2045	-5	-5	41.75	-0.5	-57
2045-2050	-5	-5	57	0	-57

Annex 3. Population scenarios 2010-2050, by age group and sex

**Algeria
Egypt
Israel
Jordan
Lebanon
Libya
Morocco
Syria
Tunisia
Turkey
Occupied Palestine Territory (West Bank and Gaza)**

and

UN Medium Variant Projections

Tables on following pages are available in Excel spreadsheets, contact groenewold@nidi.nl

Algeria	2010		2015		2020		2025		2030		2035		2040		2045		2050	
S1	men	women	men	women	men	women	men	women	men	women	men	women	men	women	men	women	men	women
0-4	1,763,000	1,684,000	2,029,848	1,932,599	1,980,586	1,885,683	1,840,264	1,752,254	1,737,831	1,654,698	1,751,369	1,667,634	1,841,483	1,753,457	1,871,907	1,782,432	1,806,030	1,719,692
5-9	1,611,000	1,538,000	1,751,774	1,673,374	2,018,078	1,921,588	1,971,291	1,877,288	1,831,603	1,744,358	1,730,078	1,647,648	1,743,793	1,660,724	1,833,897	1,746,552	1,864,458	1,775,640
10-14	1,533,000	1,465,000	1,603,240	1,530,981	1,743,862	1,666,260	2,011,120	1,915,736	1,964,640	1,871,658	1,825,706	1,739,371	1,724,553	1,642,920	1,738,400	1,656,094	1,828,499	1,741,926
15-19	1,824,000	1,749,000	1,522,780	1,457,786	1,593,030	1,523,791	1,734,492	1,660,107	2,001,008	1,909,209	1,955,310	1,865,681	1,817,243	1,733,871	1,716,756	1,637,793	1,730,844	1,651,106
20-24	1,895,000	1,824,000	1,804,696	1,734,353	1,505,559	1,444,356	1,579,052	1,513,521	1,720,195	1,649,671	1,986,511	1,898,956	1,941,457	1,855,799	1,804,380	1,724,559	1,704,666	1,628,924
25-29	1,849,000	1,791,000	1,872,073	1,803,131	1,782,647	1,714,196	1,490,037	1,430,390	1,563,523	1,499,575	1,705,342	1,636,496	1,970,927	1,885,260	1,926,420	1,842,535	1,790,201	1,711,952
30-34	1,575,000	1,535,000	1,829,378	1,772,603	1,852,783	1,785,132	1,767,676	1,700,280	1,476,846	1,418,149	1,551,018	1,488,004	1,692,562	1,624,683	1,957,403	1,872,822	1,913,452	1,830,621
35-39	1,331,000	1,303,000	1,558,178	1,518,764	1,811,380	1,755,288	1,837,356	1,770,188	1,753,281	1,686,431	1,465,024	1,406,847	1,539,190	1,476,721	1,680,395	1,613,093	1,944,355	1,860,420
40-44	1,144,000	1,121,000	1,313,411	1,286,326	1,538,970	1,500,631	1,791,893	1,736,809	1,818,411	1,752,386	1,736,103	1,670,348	1,450,895	1,393,707	1,525,040	1,463,615	1,665,771	1,599,568
45-49	958,000	936,000	1,121,707	1,101,510	1,289,217	1,265,258	1,513,176	1,478,268	1,763,414	1,712,345	1,790,995	1,729,026	1,711,024	1,649,051	1,430,603	1,376,565	1,504,727	1,446,517
50-54	728,000	712,000	928,365	912,557	1,088,778	1,075,472	1,253,971	1,237,552	1,473,827	1,447,609	1,719,964	1,678,820	1,748,899	1,696,786	1,672,567	1,619,747	1,399,750	1,353,128
55-59	593,000	590,000	691,221	685,274	883,855	880,284	1,039,658	1,039,946	1,200,031	1,198,757	1,413,580	1,404,671	1,653,019	1,631,527	1,683,920	1,651,332	1,613,272	1,578,448
60-64	370,000	419,000	546,421	556,105	639,430	647,935	821,321	835,353	969,459	989,542	1,122,871	1,143,667	1,326,953	1,343,313	1,556,390	1,563,859	1,590,046	1,586,214
65-69	264,000	300,000	324,008	379,581	481,831	506,584	567,681	593,495	733,320	768,694	870,399	914,564	1,013,375	1,061,194	1,203,393	1,251,246	1,418,172	1,462,007
70-74	218,000	265,000	212,425	252,658	263,473	322,658	396,387	434,774	471,318	513,347	614,451	669,998	735,557	802,656	863,229	937,584	1,033,103	1,112,557
75-79	152,000	186,000	152,519	196,684	151,030	190,242	190,863	246,993	291,748	337,516	352,167	403,804	465,717	533,506	564,927	646,678	671,571	763,834
80-84	67,000	97,000	83,960	111,419	86,641	120,975	88,449	120,190	114,792	159,922	180,203	223,752	222,807	273,400	301,347	368,724	373,551	455,661
85-90	22,000	39,000	25,928	41,911	34,128	50,407	36,926	57,084	39,378	59,062	53,305	81,652	87,073	118,361	111,692	149,648	156,531	208,442
90-94	4,000	12,000	4,585	9,622	5,974	11,329	8,630	14,774	10,144	18,048	11,691	20,022	16,998	29,488	29,620	45,383	40,397	60,664
95-99	0	2,000	155	816	283	896	511	1,332	939	2,106	1,345	3,024	1,828	3,843	3,052	6,391	6,019	10,954
100+	0	0	0	0	0	0	0	0	0	0	0	26	12	114	61	250	179	592
total	17,901,000	17,568,000	19,376,672	18,958,052	20,751,534	20,268,963	21,940,755	21,416,333	22,935,710	22,393,083	23,837,433	23,294,009	24,705,368	24,170,382	25,475,397	24,956,904	26,055,594	25,558,868
		35,469,000		38,334,723		41,020,497		43,357,088		45,328,793		47,131,442		48,875,750		50,432,301		51,614,463
Algeria	2010		2015		2020		2025		2030		2035		2040		2045		2050	
S2	men	women	men	women	men	women	men	women	men	women	men	women	men	women	men	women	men	women
0-4	1,763,000	1,684,000	1,975,592	1,880,927	1,863,845	1,773,913	1,670,085	1,589,674	1,522,472	1,449,384	1,483,891	1,413,461	1,500,982	1,430,558	1,456,936	1,389,430	1,337,095	1,276,117
5-9	1,611,000	1,538,000	1,751,938	1,673,558	1,958,584	1,864,015	1,850,423	1,760,786	1,660,370	1,580,404	1,521,411	1,449,533	1,491,194	1,422,810	1,516,515	1,449,006	1,480,793	1,417,036
10-14	1,533,000	1,465,000	1,603,359	1,531,100	1,740,476	1,662,411	1,948,899	1,854,972	1,843,149	1,754,254	1,658,994	1,580,245	1,525,781	1,455,638	1,501,100	1,435,039	1,531,861	1,467,296
15-19	1,824,000	1,749,000	1,522,994	1,457,957	1,590,493	1,520,949	1,729,139	1,653,951	1,938,886	1,848,112	1,838,332	1,752,488	1,659,518	1,583,628	1,531,384	1,464,023	1,511,417	1,448,238
20-24	1,895,000	1,824,000	1,805,004	1,734,609	1,497,249	1,436,142	1,569,532	1,503,741	1,712,667	1,641,183	1,934,739	1,847,520	1,847,739	1,764,697	1,682,645	1,608,705	1,567,941	1,501,802
25-29	1,849,000	1,791,000	1,872,364	1,803,454	1,770,270	1,701,582	1,471,062	1,411,351	1,550,163	1,485,895	1,711,689	1,642,103	1,951,942	1,867,078	1,884,156	1,803,587	1,738,420	1,667,001
30-34	1,575,000	1,535,000	1,829,679	1,773,010	1,844,068	1,777,161	1,747,925	1,680,976	1,455,367	1,397,002	1,548,019	1,484,396	1,722,822	1,653,211	1,976,158	1,890,653	1,922,464	1,840,438
35-39	1,331,000	1,303,000	1,558,501	1,519,242	1,806,357	1,751,477	1,824,547	1,759,224	1,732,738	1,667,076	1,450,740	1,392,534	1,551,973	1,487,473	1,735,051	1,663,538	1,996,441	1,908,062
40-44	1,144,000	1,121,000	1,313,822	1,286,911	1,536,352	1,499,151	1,785,130	1,732,330	1,806,303	1,742,938	1,721,685	1,657,106	1,447,972	1,389,778	1,554,761	1,489,481	1,742,976	1,669,930
45-49	958,000	936,000	1,122,294	1,102,259	1,288,318	1,265,213	1,510,529	1,477,529	1,759,029	1,710,901	1,785,425	1,726,266	1,707,131	1,645,943	1,441,420	1,385,340	1,552,047	1,488,472
50-54	728,000	712,000	929,188	913,496	1,089,343	1,076,540	1,254,534	1,239,359	1,475,131	1,451,101	1,723,783	1,685,599	1,755,139	1,705,560	1,683,506	1,630,861	1,427,056	1,377,538
55-59	593,000	590,000	692,259	686,358	885,765	882,312	1,043,241	1,044,026	1,206,350	1,206,156	1,425,012	1,417,929	1,671,771	1,652,645	1,708,547	1,677,587	1,644,952	1,609,288
60-64	370,000	419,000	547,736	557,489	642,177	650,623	827,506	841,579	980,556	1,000,987	1,141,180	1,162,896	1,355,621	1,373,582	1,598,214	1,607,474	1,641,200	1,638,211
65-69	264,000	300,000	325,280	381,173	485,633	510,544	575,380	601,420	748,625	784,554	895,678	941,131	1,051,341	1,101,421	1,258,371	1,309,229	1,493,593	1,540,619
70-74	218,000	265,000	213,805	254,522	266,913	327,268	405,857	445,620	488,252	532,295	645,065	704,217	782,230	854,984	929,328	1,011,220	1,124,369	1,213,098
75-79	152,000	186,000	154,181	199,258	154,385	195,197	198,419	258,154	309,813	360,316	382,103	440,729	515,926	595,014	637,944	735,355	771,362	883,518
80-84	67,000	97,000	85,544	114,012	90,030	126,834	94,415	129,939	126,882	179,438	206,901	261,017	264,731	330,640	368,980	459,794	469,556	583,394
85-90	22,000	39,000	26,795	43,657	37,022	55,542	41,827	66,286	46,786	72,341	66,682	105,752	114,730	161,928	154,175	214,821	224,738	311,415
90-94	4,000	12,000	4,906	10,436	6,978	13,583	11,001	19,633	13,944	26,174	17,262	31,474	26,923	50,116	50,211	82,768	72,538	117,428
95-99	0	2,000	216	1,082	459	1,431	927	2,492	1,894	4,507	2,946	7,199	4,315	10,060	7,758	18,196	16,351	33,529
100+	0	0	0	0	0	0	0	41	23	194	126	586	327	1,344	682	2,507	1,580	5,512
total	17,901,000	17,568,000	19,335,458	18,924,509	20,554,720	20,091,888	21,560,378	21,073,083	22,379,399	21,895,2								

Algeria	2010		2015		2020		2025		2030		2035		2040		2045		2050	
	men	women	men	women	men	women	men	women	men	women	men	women	men	women	men	women	men	women
0-4	1,763,000	1,684,000	2,008,410	1,912,182	1,938,346	1,845,454	1,779,669	1,694,481	1,661,380	1,581,972	1,651,806	1,572,928	1,706,747	1,625,326	1,698,927	1,617,952	1,601,160	1,524,914
5-9	1,611,000	1,538,000	1,752,063	1,673,654	1,997,330	1,901,809	1,929,400	1,837,263	1,772,964	1,688,526	1,656,011	1,577,300	1,647,499	1,569,335	1,703,366	1,622,706	1,696,549	1,616,351
10-14	1,533,000	1,465,000	1,603,450	1,531,163	1,744,584	1,666,907	1,990,703	1,896,119	1,924,215	1,833,001	1,768,827	1,685,198	1,652,784	1,574,810	1,644,990	1,567,551	1,701,478	1,621,563
15-19	1,824,000	1,749,000	1,523,157	1,458,046	1,593,988	1,524,478	1,736,023	1,661,171	1,982,743	1,891,183	1,917,484	1,828,959	1,763,450	1,682,098	1,648,534	1,572,517	1,641,537	1,565,894
20-24	1,895,000	1,824,000	1,805,239	1,734,742	1,506,796	1,445,216	1,580,302	1,514,147	1,724,725	1,653,168	1,972,395	1,884,259	1,909,175	1,823,665	1,757,323	1,678,480	1,644,339	1,570,434
25-29	1,849,000	1,791,000	1,872,586	1,803,623	1,784,114	1,715,451	1,490,936	1,430,823	1,568,077	1,503,425	1,714,262	1,644,270	1,963,431	1,877,019	1,902,604	1,818,665	1,753,259	1,675,778
30-34	1,575,000	1,535,000	1,829,908	1,773,222	1,854,312	1,786,777	1,769,469	1,702,104	1,480,531	1,421,454	1,559,180	1,495,537	1,706,656	1,637,670	1,956,877	1,871,511	1,897,946	1,814,915
35-39	1,331,000	1,303,000	1,558,747	1,519,493	1,813,162	1,757,463	1,840,011	1,773,470	1,758,052	1,691,575	1,471,952	1,413,655	1,551,695	1,488,811	1,700,029	1,631,771	1,950,834	1,866,210
40-44	1,144,000	1,121,000	1,314,134	1,287,216	1,541,144	1,503,277	1,795,870	1,741,749	1,824,922	1,759,977	1,745,305	1,680,356	1,462,482	1,405,466	1,543,161	1,481,531	1,692,110	1,625,103
45-49	958,000	936,000	1,122,742	1,102,651	1,292,189	1,268,564	1,518,754	1,484,629	1,773,115	1,723,212	1,804,348	1,743,587	1,727,803	1,666,689	1,449,470	1,395,488	1,531,140	1,472,484
50-54	728,000	712,000	929,816	913,987	1,093,022	1,079,712	1,261,892	1,245,663	1,487,213	1,461,361	1,740,280	1,699,583	1,774,474	1,722,623	1,702,257	1,649,109	1,430,394	1,382,621
55-59	593,000	590,000	693,050	686,926	889,694	885,605	1,050,916	1,050,447	1,218,452	1,216,128	1,441,365	1,430,939	1,692,206	1,668,527	1,730,539	1,694,911	1,664,532	1,625,780
60-64	370,000	419,000	548,739	558,214	646,300	654,069	835,973	848,571	993,978	1,011,866	1,159,159	1,176,792	1,378,361	1,390,214	1,625,800	1,626,655	1,669,588	1,657,389
65-69	264,000	300,000	326,252	382,009	490,259	514,548	584,284	608,990	763,806	797,070	916,719	957,648	1,078,027	1,121,157	1,291,562	1,332,122	1,533,728	1,566,559
70-74	218,000	265,000	214,862	255,503	271,106	331,524	415,601	454,497	503,860	546,016	668,895	724,107	813,856	880,070	968,904	1,040,646	1,173,707	1,247,326
75-79	152,000	186,000	155,457	200,616	158,390	199,557	206,447	266,981	325,773	375,786	405,087	461,860	550,059	624,966	682,952	772,859	827,950	927,885
80-84	67,000	97,000	86,765	115,388	93,947	131,594	100,971	137,770	138,148	192,935	227,578	282,530	293,805	359,419	412,580	501,017	527,839	635,877
85-90	22,000	39,000	27,466	44,588	39,218	58,372	46,284	72,404	53,647	81,470	78,555	121,617	137,382	188,338	187,069	251,392	275,462	365,477
90-94	4,000	12,000	5,156	10,873	7,761	14,866	12,941	22,584	17,396	31,681	22,579	39,636	36,435	64,801	69,366	108,384	101,756	154,628
95-99	0	2,000	264	1,226	604	1,755	1,307	3,280	2,833	6,276	4,683	10,590	7,180	15,406	13,314	28,492	28,521	52,874
100+	0	0	0	0	0	7	13	119	97	434	371	1,264	904	2,941	1,862	5,594	4,260	12,254
totaal	17,901,000	17,568,000	19,378,261	18,965,323	20,756,266	20,287,004	21,947,766	21,447,259	22,975,927	22,468,517	23,926,842	23,432,617	24,854,407	24,389,350	25,691,485	25,269,352	26,348,089	25,982,316
		35,469,000		38,343,585		41,043,271		43,395,026		45,444,444		47,359,459		49,243,758		50,960,837		52,330,405

Algeria	2010		2015		2020		2025		2030		2035		2040		2045		2050	
	men	women	men	women	men	women	men	women	men	women	men	women	men	women	men	women	men	women
0-4	1,763,000	1,684,000	2,060,855	1,962,130	2,008,548	1,910,210	1,851,272	1,760,423	1,739,571	1,654,041	1,764,466	1,677,750	1,886,072	1,793,566	1,948,236	1,852,769	1,901,943	1,808,681
5-9	1,611,000	1,538,000	1,751,639	1,673,270	2,028,140	1,927,936	1,976,137	1,876,262	1,819,466	1,726,946	1,708,214	1,620,913	1,733,154	1,644,663	1,854,541	1,760,316	1,916,658	1,819,489
10-14	1,533,000	1,465,000	1,603,143	1,530,913	1,729,952	1,650,749	2,005,889	1,905,044	1,954,120	1,853,539	1,797,914	1,704,548	1,687,007	1,598,757	1,711,982	1,622,534	1,833,197	1,738,073
15-19	1,824,000	1,749,000	1,522,604	1,457,690	1,581,550	1,511,765	1,707,954	1,631,388	1,982,847	1,885,140	1,931,507	1,833,882	1,776,159	1,685,365	1,665,887	1,579,925	1,690,923	1,603,740
20-24	1,895,000	1,824,000	1,804,443	1,734,210	1,472,770	1,412,674	1,531,585	1,466,690	1,657,507	1,586,050	1,931,165	1,839,139	1,880,328	1,788,179	1,725,987	1,640,238	1,616,460	1,535,225
25-29	1,849,000	1,791,000	1,871,834	1,802,949	1,734,757	1,665,730	1,404,952	1,345,641	1,463,646	1,399,582	1,589,137	1,518,627	1,861,699	1,770,927	1,811,300	1,720,316	1,657,842	1,573,050
30-34	1,575,000	1,535,000	1,829,131	1,772,375	1,817,812	1,752,178	1,681,691	1,615,884	1,353,801	1,297,588	1,412,364	1,351,429	1,537,405	1,470,076	1,808,833	1,721,389	1,758,878	1,671,205
35-39	1,331,000	1,303,000	1,557,913	1,518,496	1,788,951	1,735,738	1,777,992	1,715,990	1,643,037	1,580,921	1,317,488	1,265,008	1,375,884	1,318,711	1,500,367	1,436,822	1,770,399	1,686,813
40-44	1,144,000	1,121,000	1,313,074	1,285,998	1,524,138	1,488,117	1,753,216	1,703,551	1,742,777	1,684,420	1,609,519	1,551,056	1,287,388	1,238,467	1,345,534	1,291,970	1,469,194	1,409,326
45-49	958,000	936,000	1,121,225	1,101,090	1,278,510	1,256,067	1,486,541	1,455,627	1,712,443	1,668,445	1,702,831	1,650,196	1,572,303	1,519,281	1,255,684	1,211,475	1,313,417	1,264,682
50-54	728,000	712,000	927,688	912,032	1,080,094	1,067,707	1,233,663	1,219,789	1,436,763	1,415,629	1,657,500	1,624,641	1,649,201	1,607,651	1,523,072	1,480,269	1,215,363	1,179,384
55-59	593,000	590,000	690,369	684,666	875,965	873,002	1,022,153	1,024,063	1,169,759	1,171,897	1,364,955	1,362,277	1,577,401	1,565,699	1,571,132	1,550,512	1,451,961	1,428,258
60-64	370,000	419,000	545,343	555,330	631,954	640,809	804,837	819,898	941,792	964,139	1,080,515	1,105,676	1,263,947	1,287,967	1,464,030	1,483,095	1,460,611	1,470,482
65-69	264,000	300,000	322,965	378,690	474,247	499,044	551,996	578,098	706,422	742,970	829,852	876,654	955,502	1,008,405	1,121,641	1,178,136	1,303,497	1,360,350
70-74	218,000	265,000	211,296	251,617	256,660	315,057	380,827	418,629	446,149	487,765	574,928	630,903	679,314	748,278	786,420	864,805	928,064	1,015,013
75-79	152,000	186,000	151,163	195,253	144,703	182,786	178,105	231,840	268,380	311,943	317,623	366,852	413,672	479,256	493,253	573,169	575,932	667,547
80-84	67,000	97,000	82,674	109,983	80,719	113,449	78,251	107,310	98,530	139,116	152,376	191,144	183,439	228,348	243,159	303,289	294,358	367,821
85-90	22,000	39,000	25,228	40,950	32,001	47,555	32,039	50,187	31,826	48,537	41,034	64,293	64,934	90,204	79,934	109,972	108,277	148,974
90-94	4,000	12,000	4,327	9,177	5,260	10,118	7,027	12,300	7,391	13,560	7,695	13,672	10,374	18,847	17,132	27,472	21,967	34,742
95-99	0	2,000	106	671	168	627	265	816	436	1,143	545	1,428	658	1,608	1,008	2,449	1,865	3,909
100+	0	0	0	0	0	0	0	0	0	0	0	0	0	0	0	0	0	0
totaal	17,901,000	17,568,000	19,397,020	18,977,490	20,546,899	20,061,318	21,466,391	20,939,428	22,176,662	21,633,370								

Egypt	2010		2015		2020		2025		2030		2035		2040		2045		2050	
	men	women	men	women	men	women	men	women	men	women	men	women	men	women	men	women	men	women
S1																		
0-4	4,611,000	4,397,000	5,265,645	5,013,996	5,262,902	5,011,172	5,214,555	4,965,128	5,241,555	4,990,842	5,391,880	5,134,009	5,514,384	5,250,679	5,468,056	5,206,557	5,314,852	5,060,649
5-9	4,346,000	4,152,000	4,590,073	4,379,352	5,241,596	4,993,428	5,239,462	4,991,049	5,191,803	4,945,499	5,219,303	4,971,576	5,369,853	5,114,922	5,492,630	5,231,806	5,446,891	5,188,091
10-14	4,124,000	3,951,000	4,329,118	4,138,946	4,571,762	4,364,773	5,222,290	4,978,325	5,220,719	4,976,322	5,173,703	4,931,184	5,201,663	4,957,555	5,352,409	5,101,050	5,475,437	5,218,112
15-19	3,997,000	3,854,000	4,103,214	3,938,644	4,307,221	4,125,465	4,549,744	4,351,295	5,198,822	4,964,268	5,198,085	4,962,685	5,152,005	4,917,997	5,180,615	4,944,698	5,331,645	5,088,358
20-24	4,138,000	4,019,000	3,964,588	3,831,480	4,067,979	3,913,269	4,271,957	4,100,153	4,514,338	4,325,994	5,161,789	4,938,272	5,161,994	4,937,182	5,116,952	4,893,034	5,146,297	4,920,127
25-29	3,690,000	3,657,000	4,097,182	3,987,225	3,920,829	3,795,975	4,024,611	3,878,083	4,228,553	4,065,043	4,470,805	4,290,894	5,116,599	4,902,381	5,117,733	4,901,839	5,073,738	4,858,291
30-34	2,942,000	2,959,000	3,654,347	3,630,501	4,056,884	3,957,069	3,882,453	3,767,087	3,986,652	3,849,578	4,190,569	4,036,623	4,432,672	4,262,470	5,076,637	4,873,024	5,078,774	4,873,121
35-39	2,396,000	2,386,000	2,908,947	2,936,360	3,614,765	3,603,609	4,015,634	3,929,613	3,843,792	3,741,358	3,948,574	3,824,362	4,152,446	4,011,502	4,394,310	4,237,337	5,035,792	4,846,624
40-44	2,241,000	2,196,000	2,354,231	2,361,371	2,860,162	2,907,298	3,558,272	3,570,795	3,956,189	3,895,928	3,788,917	3,710,390	3,894,696	3,794,170	4,098,418	3,981,451	4,339,842	4,207,260
45-49	2,050,000	2,018,000	2,174,367	2,160,510	2,286,563	2,324,461	2,782,472	2,864,914	3,466,947	3,522,178	3,859,684	3,845,835	3,700,380	3,664,760	3,807,763	3,749,813	4,011,158	3,937,310
50-54	1,779,000	1,818,000	1,945,556	1,957,040	2,068,051	2,098,034	2,179,800	2,260,772	2,658,990	2,791,091	3,320,874	3,436,736	3,704,818	3,757,491	3,558,351	3,584,629	3,668,208	3,671,980
55-59	1,423,000	1,467,000	1,643,687	1,729,323	1,803,883	1,865,979	1,924,189	2,005,446	2,034,945	2,166,267	2,490,826	2,680,989	3,121,013	3,308,605	3,492,068	3,624,722	3,363,005	3,464,233
60-64	1,174,000	1,254,000	1,280,369	1,358,854	1,486,907	1,608,033	1,638,640	1,741,773	1,755,745	1,878,895	1,864,889	2,036,704	2,292,515	2,529,249	2,884,065	3,131,333	3,238,969	3,440,537
65-69	732,000	843,000	1,001,781	1,115,352	1,100,480	1,215,658	1,286,487	1,447,281	1,428,151	1,576,557	1,540,259	1,709,809	1,646,225	1,862,685	2,035,827	2,324,450	2,575,743	2,890,986
70-74	535,000	651,000	579,145	701,382	801,592	937,032	889,812	1,030,764	1,050,749	1,238,337	1,177,844	1,360,339	1,282,055	1,486,879	1,382,063	1,631,852	1,723,486	2,051,033
75-79	330,000	436,000	377,529	475,104	415,328	520,147	584,419	706,571	658,522	789,279	789,141	962,281	896,930	1,071,396	988,912	1,186,036	1,079,169	1,317,419
80-84	164,000	232,000	189,881	257,077	223,088	288,020	251,792	324,100	363,550	452,481	518,285	518,120	513,878	646,503	596,282	735,488	670,433	830,880
85-90	51,000	79,000	69,943	99,781	84,697	116,120	103,673	136,170	121,621	160,030	182,216	232,671	217,718	276,543	275,630	357,341	329,793	420,076
90-94	9,000	16,000	13,305	20,557	19,812	28,442	25,813	35,938	33,801	45,486	42,261	57,317	67,163	88,742	84,673	111,774	112,702	152,393
95-99	1,000	2,000	856	1,618	1,584	2,623	2,817	4,377	4,266	6,487	6,377	9,411	8,956	13,327	15,747	22,880	21,743	31,609
100+	0	0	0	0	0	0	0	50	34	206	156	494	395	995	786	1,820	1,779	3,791
totaal	40,733,000	40,387,000	44,543,763	44,094,471	48,195,274	47,676,606	51,648,894	51,089,682	54,959,644	54,382,126	58,237,437	57,650,699	61,448,358	60,856,032	64,419,926	63,832,936	67,039,457	66,472,879
		81,120,000		88,638,234		95,871,879		102,738,577		109,341,770		115,888,136		122,304,390		128,252,862		133,512,336
Egypt	2010		2015		2020		2025		2030		2035		2040		2045		2050	
S2	men	women	men	women	men	women	men	women	men	women	men	women	men	women	men	women	men	women
0-4	4,611,000	4,397,000	5,116,655	4,872,100	4,936,525	4,699,222	4,716,252	4,490,101	4,558,713	4,340,727	4,471,342	4,258,910	4,304,152	4,101,076	3,971,284	3,785,453	3,552,011	3,387,538
5-9	4,346,000	4,152,000	4,590,500	4,379,669	5,082,945	4,840,296	4,910,636	4,675,558	4,698,120	4,474,508	4,555,243	4,340,998	4,482,320	4,274,894	4,329,626	4,132,781	4,011,388	3,832,954
10-14	4,124,000	3,951,000	4,329,508	4,139,210	4,565,747	4,357,516	5,062,281	4,822,926	4,895,421	4,663,722	4,693,029	4,473,476	4,560,053	4,350,625	4,496,837	4,295,055	4,353,883	4,163,492
15-19	3,997,000	3,854,000	4,103,779	3,938,940	4,302,844	4,120,069	4,543,016	4,342,371	5,042,738	4,811,441	4,884,836	4,660,814	4,691,336	4,479,091	4,566,929	4,364,602	4,511,997	4,317,269
20-24	4,138,000	4,019,000	3,965,241	3,831,846	4,052,682	3,897,635	4,262,508	4,089,043	4,513,302	4,321,539	5,034,065	4,811,348	4,899,319	4,682,397	4,728,897	4,522,279	4,627,201	4,429,224
25-29	3,690,000	3,657,000	4,097,904	3,987,676	3,987,715	3,771,688	4,001,079	3,853,300	4,226,311	4,060,222	4,508,825	4,324,865	5,060,517	4,846,411	4,958,771	4,750,195	4,821,261	4,622,758
30-34	2,942,000	2,959,000	3,655,083	3,631,011	4,040,937	3,941,405	3,854,126	3,737,289	3,969,287	3,829,815	4,217,723	4,058,586	4,523,290	4,344,970	5,097,208	4,887,785	5,019,844	4,813,991
35-39	2,396,000	2,386,000	2,909,783	2,936,950	3,605,950	3,595,536	3,998,169	3,912,042	3,821,425	3,715,936	3,952,143	3,821,797	4,215,435	4,063,449	4,535,656	4,362,558	5,123,121	4,917,512
40-44	2,241,000	2,196,000	2,355,488	2,362,167	2,856,468	2,903,610	3,551,572	3,563,437	3,947,234	3,883,793	3,785,078	3,698,508	3,926,925	3,813,317	4,200,138	4,063,203	4,529,891	4,370,349
45-49	2,050,000	2,018,000	2,176,551	2,161,804	2,287,073	2,323,640	2,784,187	2,864,037	3,472,754	3,522,408	3,872,872	3,848,377	3,725,960	3,673,361	3,877,123	3,795,401	4,157,505	4,051,435
50-54	1,779,000	1,818,000	1,949,060	1,959,376	2,073,439	2,100,718	2,189,152	2,265,694	2,677,055	2,801,464	3,354,547	3,456,811	3,756,002	3,787,289	3,627,695	3,625,029	3,787,819	3,754,519
55-59	1,423,000	1,467,000	1,648,222	1,732,754	1,813,560	1,872,355	1,942,069	2,017,291	2,062,757	2,185,248	2,538,311	2,714,714	3,197,745	3,362,746	3,597,712	3,696,834	3,491,122	3,550,602
60-64	1,174,000	1,254,000	1,285,107	1,363,014	1,498,053	1,617,911	1,662,526	1,760,685	1,794,105	1,908,952	1,920,629	2,081,518	2,379,935	2,600,408	3,016,236	3,236,214	3,411,976	3,573,068
65-69	732,000	843,000	1,007,387	1,120,614	1,113,943	1,227,748	1,315,123	1,473,177	1,476,101	1,618,176	1,610,759	1,717,052	1,742,090	1,947,465	2,177,947	2,449,940	2,781,327	3,067,245
70-74	535,000	651,000	583,959	706,605	816,620	952,299	919,675	1,060,399	1,103,958	1,290,985	1,259,049	1,438,216	1,394,132	1,594,063	1,527,974	1,772,346	1,931,808	2,250,321
75-79	330,000	436,000	382,263	481,262	426,804	534,604	614,360	741,603	709,123	846,105	871,629	1,054,707	1,015,595	1,199,767	1,146,577	1,354,347	1,278,556	1,530,572
80-84	164,000	232,000	193,781	262,855	232,912	302,049	272,885	351,882	408,131	509,333	489,263	604,517	622,047	779,927	747,045	914,277	866,333	1,060,030
85-90	51,000	79,000	72,340	103,669	91,844	127,272	117,818	157,076	145,883	194,796	230,692	298,476	290,283	372,751	385,675	502,933	481,714	613,729
90-94	9,000	16,000	14,157	22,077	22,823	33,465	32,400	46,463	45,792	63,649	61,783	86,600	105,555	143,927	142,332	192,856	200,978	276,968
95-99	1,000	2,000	1,017	1,946	2,177	3,716	4,439	7,178	7,588	12,033	12,512	19,299	19,268	29,972	36,892	55,656	54,838	82,084</

Egypt	2010		2015		2020		2025		2030		2035		2040		2045		2050	
	men	women	men	women	men	women	men	women	men	women	men	women	men	women	men	women	men	women
S3																		
0-4	4,611,000	4,397,000	5,188,490	4,940,514	5,104,095	4,859,927	4,976,469	4,738,711	4,914,311	4,679,843	4,935,837	4,700,458	4,892,221	4,659,032	4,685,385	4,462,158	4,352,649	4,145,380
5-9	4,346,000	4,152,000	4,590,764	4,379,860	5,166,083	4,921,131	5,086,268	4,845,090	4,963,140	4,728,346	4,903,099	4,671,397	4,926,510	4,693,760	4,884,785	4,654,071	4,679,929	4,458,980
10-14	4,124,000	3,951,000	4,329,749	4,139,369	4,573,696	4,366,109	5,151,048	4,909,819	5,074,520	4,836,909	4,953,219	4,721,655	4,894,785	4,666,049	4,919,599	4,689,632	4,879,270	4,651,154
15-19	3,997,000	3,854,000	4,104,130	3,939,119	4,309,645	4,126,812	4,556,062	4,355,829	5,134,990	4,901,423	5,060,640	4,829,899	4,941,432	4,715,963	4,884,790	4,661,531	4,911,097	4,686,158
20-24	4,138,000	4,019,000	3,965,647	3,832,068	4,070,918	3,914,859	4,282,428	4,108,051	4,534,681	4,342,479	5,115,175	4,889,789	5,044,247	4,820,779	4,928,370	4,709,293	4,874,713	4,657,149
25-29	3,690,000	3,657,000	4,098,352	3,987,948	3,923,972	3,797,841	4,037,979	3,889,038	4,257,764	4,090,364	4,513,275	4,327,850	5,096,137	4,877,749	5,029,352	4,812,176	4,917,508	4,704,062
30-34	2,942,000	2,959,000	3,655,540	3,631,320	4,060,519	3,959,448	3,894,289	3,776,223	4,014,964	3,873,418	4,237,429	4,077,084	4,495,503	4,316,803	5,080,018	4,868,436	5,016,673	4,805,530
35-39	2,396,000	2,386,000	2,910,302	2,937,308	3,619,089	3,606,586	4,027,525	3,938,187	3,868,138	3,760,146	3,991,576	3,859,461	4,216,252	4,064,858	4,476,386	4,306,194	5,061,759	4,858,803
40-44	2,241,000	2,196,000	2,356,267	2,362,649	2,866,114	2,911,164	3,572,749	3,580,520	3,983,336	3,914,673	3,830,364	3,740,514	3,957,160	3,842,035	4,184,278	4,049,095	4,446,540	4,291,921
45-49	2,050,000	2,018,000	2,177,906	2,162,588	2,295,495	2,329,877	2,801,582	2,877,050	3,502,271	3,544,900	3,913,253	3,880,575	3,770,132	3,711,830	3,901,697	3,816,212	4,131,947	4,025,280
50-54	1,779,000	1,818,000	1,951,236	1,960,792	2,082,714	2,107,540	2,206,075	2,278,161	2,704,623	2,821,680	3,393,846	3,484,934	3,804,732	3,822,590	3,676,426	3,662,766	3,814,664	3,771,614
55-59	1,423,000	1,467,000	1,651,040	1,734,834	1,824,274	1,880,644	1,961,335	2,031,856	2,090,929	2,206,401	2,577,996	2,743,306	3,251,306	3,399,297	3,661,290	3,739,326	3,551,713	3,591,957
60-64	1,174,000	1,254,000	1,288,053	1,365,538	1,509,498	1,627,934	1,683,903	1,778,432	1,825,822	1,934,565	1,966,020	2,112,906	2,434,119	2,640,298	3,088,283	3,495,928	3,628,517	
65-69	732,000	843,000	1,010,878	1,123,810	1,125,903	1,238,908	1,338,479	1,494,541	1,512,083	1,649,606	1,657,941	1,810,292	1,798,634	1,992,289	2,252,700	2,506,301	2,880,624	3,137,540
70-74	535,000	651,000	586,962	709,784	829,322	965,242	943,205	1,083,656	1,142,327	1,328,500	1,311,920	1,486,659	1,459,832	1,650,993	1,604,732	1,836,058	2,033,201	2,330,989
75-79	330,000	436,000	385,224	485,022	437,034	546,926	637,583	767,830	745,462	885,959	925,315	1,112,133	1,086,264	1,270,104	1,232,643	1,435,893	1,378,419	1,621,968
80-84	164,000	232,000	196,228	266,399	241,912	313,983	288,737	373,419	440,604	549,370	535,659	659,500	688,426	856,564	833,542	1,007,760	971,719	1,169,259
85-90	51,000	79,000	73,852	106,066	96,625	134,381	128,715	172,299	164,369	220,405	266,442	345,414	341,717	437,653	460,484	595,773	581,002	730,174
90-94	9,000	16,000	14,696	23,020	24,888	36,763	37,084	53,672	55,139	77,489	77,503	109,601	136,559	186,872	188,378	254,558	270,270	368,826
95-99	1,000	2,000	1,119	2,151	2,604	4,471	5,694	9,282	10,336	16,588	18,077	28,161	29,085	45,402	57,457	86,370	87,254	129,053
100+	0	0	0	0	27	130	206	559	772	1,786	2,040	4,410	4,736	9,628	9,665	19,194	22,382	42,134
totaal	40,733,000	40,387,000	44,536,434	44,090,159	48,164,427	47,650,677	51,617,414	51,062,224	54,940,580	54,364,848	58,181,625	57,595,999	61,269,788	60,680,528	64,040,260	63,458,795	66,359,256	65,806,449
		81,120,000		88,626,593		95,815,104		102,679,638		109,305,428		115,777,624		121,950,317		127,499,055		132,165,704
Egypt	2010		2015		2020		2025		2030		2035		2040		2045		2050	
S4	men	women	men	women	men	women	men	women	men	women	men	women	men	women	men	women	men	women
0-4	4,611,000	4,397,000	5,337,921	5,082,830	5,348,721	5,089,349	5,314,307	5,056,574	5,387,728	5,126,498	5,631,047	5,358,231	5,879,206	5,594,573	5,962,409	5,673,814	5,946,604	5,658,761
5-9	4,346,000	4,152,000	4,589,791	4,379,133	5,278,278	5,023,003	5,289,374	5,029,749	5,255,365	4,997,262	5,328,915	5,067,296	5,571,960	5,298,882	5,819,855	5,535,083	5,903,189	5,614,435
10-14	4,124,000	3,951,000	4,328,860	4,138,765	4,547,987	4,338,399	5,235,037	4,981,470	5,246,412	4,988,409	5,212,781	4,956,166	5,286,451	5,026,293	5,529,236	5,257,750	5,776,878	5,493,830
15-19	3,997,000	3,854,000	4,102,840	3,938,439	4,287,505	4,105,000	4,506,192	4,304,478	5,191,097	4,946,629	5,202,882	4,953,787	5,169,813	4,921,823	5,243,659	4,992,055	5,486,052	5,223,364
20-24	4,138,000	4,019,000	3,964,156	3,831,227	4,012,228	3,859,574	4,196,497	4,025,997	4,414,665	4,225,278	5,097,073	4,866,293	5,109,329	4,873,718	5,076,906	4,842,094	5,150,950	4,912,453
25-29	3,690,000	3,657,000	4,096,705	3,986,914	3,839,676	3,714,026	3,887,966	3,742,574	4,071,811	3,908,832	4,289,429	4,107,881	4,969,232	4,747,585	4,981,966	4,755,310	4,950,204	4,724,072
30-34	2,942,000	2,959,000	3,653,860	3,630,149	3,997,412	3,901,375	3,742,339	3,629,762	3,790,859	3,658,543	3,974,219	3,824,595	4,191,213	4,023,355	4,868,107	4,661,468	4,881,359	4,669,548
35-39	2,396,000	2,386,000	2,908,395	2,935,952	3,576,396	3,570,669	3,917,921	3,841,064	3,665,542	3,571,214	3,714,364	3,600,311	3,897,038	3,766,067	4,113,154	3,964,418	4,786,004	4,600,312
40-44	2,241,000	2,196,000	2,353,401	2,360,821	2,834,258	2,886,190	3,493,511	3,516,446	3,831,372	3,785,482	3,583,801	3,518,480	3,633,141	3,548,079	3,814,560	3,713,345	4,029,073	3,911,021
45-49	2,050,000	2,018,000	2,172,925	2,159,617	2,266,995	2,308,744	2,736,239	2,827,543	3,379,697	3,450,147	3,710,905	3,716,838	3,471,931	3,454,688	3,522,149	3,485,129	3,701,251	3,649,535
50-54	1,779,000	1,818,000	1,943,242	1,955,427	2,050,464	2,083,613	2,142,425	2,230,169	2,591,979	2,736,441	3,208,660	3,344,452	3,528,484	3,606,623	3,303,882	3,353,645	3,355,444	3,385,632
55-59	1,423,000	1,467,000	1,640,696	1,726,956	1,786,439	1,850,893	1,889,083	1,975,543	1,977,842	2,117,985	2,399,457	2,604,616	2,978,143	3,189,726	3,281,590	3,444,693	3,076,958	3,205,904
60-64	1,174,000	1,254,000	1,277,245	1,355,987	1,468,856	1,591,529	1,604,104	1,709,916	1,700,881	1,829,340	1,785,413	1,965,726	2,173,020	2,424,268	2,705,451	2,976,581	2,988,598	3,220,993
65-69	732,000	843,000	998,090	1,111,729	1,083,382	1,198,236	1,251,779	1,412,436	1,372,754	1,522,799	1,461,223	1,634,618	1,539,555	1,762,236	1,881,941	2,181,662	2,352,842	2,688,208
70-74	535,000	651,000	575,982	697,793	784,236	917,999	856,579	994,981	996,217	1,180,087	1,098,956	1,278,906	1,176,258	1,379,679	1,245,921	1,494,640	1,532,145	1,860,506
75-79	330,000	436,000	374,425	470,888	401,072	502,328	553,140	669,231	609,703	732,080	715,841	876,889	796,477	958,481	859,411	1,042,558	917,409	1,138,513
80-84	164,000	232,000	187,335	253,140	210,642	271,326	229,173	294,272	322,679	400,361	360,923	444,812	430,196	541,594	485,235	600,487	530,323	662,166
85-90	51,000	79,000	68,384	97,147	79,949	108,854	91,920	119,629	102,189	132,918	146,927	185,103	167,713	210,341	203,881	261,744	234,407	296,380
90-94	9,000	16,000	12,754	19,534	17,863	25,271	21,760	29,676	26,022	34,098	30,038	39,525	44,773	57,308	52,905	67,677	66,485	87,371
95-99	1,000	2,000	753	1,399	1,218	1,974	1,915	2,889	2,587	3,786	3,396	4,802	4,270	6,087	6,884	9,580	8,746	12,199

Israel	2010		2015		2020		2025		2030		2035		2040		2045		2050	
S1	men	women	men	women	men	women	men	women	men	women	men	women	men	women	men	women	men	women
0-4	377,000	358,000	400,218	381,412	398,333	379,512	402,930	383,891	416,821	397,120	433,559	413,060	442,895	421,952	440,395	419,571	430,383	410,036
5-9	342,000	325,000	379,235	360,553	401,423	382,821	399,552	380,934	404,160	385,323	418,056	398,558	434,797	414,503	444,140	423,401	441,653	421,032
10-14	318,000	301,000	343,368	326,670	379,912	361,453	402,099	383,723	400,245	381,848	404,865	386,245	418,766	399,485	435,512	415,434	444,863	424,339
15-19	290,000	275,000	318,579	302,180	343,380	327,259	379,888	362,034	402,078	384,306	400,271	382,448	404,924	386,857	418,842	400,104	435,600	416,058
20-24	282,000	274,000	292,856	278,517	319,784	304,121	344,565	329,197	381,028	363,964	403,218	386,238	401,478	384,398	406,178	388,820	420,120	402,075
25-29	279,000	278,000	286,752	279,518	295,262	281,645	322,162	307,245	346,928	332,318	383,349	367,076	405,540	389,352	403,859	387,530	408,601	391,965
30-34	273,000	274,000	282,073	281,507	288,140	281,429	296,678	283,578	323,549	309,171	348,299	334,240	384,674	368,987	406,866	391,266	405,250	389,468
35-39	249,000	251,000	274,249	275,530	282,272	282,128	288,385	282,097	296,961	284,282	323,795	309,864	348,523	334,927	384,843	369,653	407,036	391,937
40-44	210,000	214,000	248,805	251,474	273,285	275,403	281,361	282,043	287,543	282,070	296,168	284,304	322,949	309,870	347,647	334,924	383,889	369,625
45-49	191,000	199,000	208,529	213,676	246,553	250,626	270,923	274,524	279,087	281,225	285,371	281,342	294,071	283,649	320,770	309,192	345,421	334,232
50-54	179,000	193,000	188,261	197,736	205,336	212,095	242,930	248,855	267,150	272,700	275,427	279,496	281,851	279,751	290,657	282,174	317,239	307,679
55-59	186,000	202,000	174,249	190,428	183,275	195,034	200,183	209,389	237,134	245,849	261,111	269,610	269,552	276,549	276,181	277,015	285,145	279,612
60-64	158,000	171,000	178,302	197,573	167,266	186,350	176,330	191,149	193,014	205,486	229,066	241,529	252,699	265,169	261,350	272,299	268,253	273,052
65-69	102,000	115,000	146,207	164,438	165,476	190,201	155,907	179,892	165,020	184,962	181,288	199,260	215,866	234,647	238,910	258,086	247,878	265,502
70-74	81,000	102,000	89,600	107,062	129,028	153,402	147,029	178,238	139,496	169,328	148,563	174,800	164,154	189,002	196,512	223,297	218,633	246,379
75-79	67,000	93,000	65,063	88,714	72,670	93,764	105,790	135,448	121,916	158,634	116,905	151,888	125,733	157,918	140,214	171,871	169,323	204,274
80-84	45,000	74,000	46,860	70,970	46,308	68,763	52,708	73,942	78,091	108,392	91,522	128,787	89,204	125,030	97,401	131,657	110,194	144,980
85-90	24,000	42,000	24,860	44,570	26,800	44,237	27,356	44,287	32,130	49,049	48,977	73,898	58,955	90,064	58,923	89,524	65,898	96,354
90-94	7,000	14,000	8,975	16,942	9,899	19,217	11,305	20,302	12,194	21,485	15,046	25,036	24,011	39,524	30,162	50,282	31,387	51,994
95-99	2,000	4,000	1,171	2,550	1,749	3,634	2,198	4,752	2,825	5,657	3,370	6,647	4,552	8,498	7,880	14,572	10,672	19,966
100+	0	0	0	0	0	0	11	126	80	333	187	609	330	978	590	1,588	1,266	3,227
totaal	3,662,000	3,759,000	3,958,213	4,032,021	4,236,150	4,293,095	4,510,291	4,555,646	4,787,450	4,823,504	5,068,412	5,094,935	5,345,524	5,361,110	5,607,830	5,612,263	5,848,703	5,843,784
		7,421,000		7,990,234		8,529,245		9,065,937		9,610,953		10,163,348		10,706,634		11,220,093		11,692,487
Israel	2010		2015		2020		2025		2030		2035		2040		2045		2050	
S2	men	women	men	women	men	women	men	women	men	women	men	women	men	women	men	women	men	women
0-4	377,000	358,000	388,846	370,582	385,934	368,363	397,786	380,204	420,712	402,593	435,181	416,373	431,703	413,060	412,094	394,385	383,749	367,390
5-9	342,000	325,000	379,224	360,539	396,487	379,144	399,002	382,956	416,271	400,820	439,185	423,196	453,648	436,969	450,174	433,659	430,580	414,995
10-14	318,000	301,000	343,355	326,660	384,132	366,202	404,964	388,819	411,059	396,651	428,318	414,507	451,217	436,872	465,673	450,638	462,205	447,330
15-19	290,000	275,000	318,543	302,165	346,756	330,904	390,354	373,514	414,058	399,213	420,148	407,040	437,376	424,882	460,232	447,230	474,664	460,987
20-24	282,000	274,000	292,806	278,500	329,751	313,905	366,370	350,882	418,321	401,719	441,955	427,394	448,039	435,215	465,221	453,041	488,014	475,369
25-29	279,000	278,000	286,707	279,502	309,932	296,653	359,209	344,679	408,164	394,277	459,957	445,066	483,527	470,718	489,606	478,532	506,748	496,342
30-34	273,000	274,000	282,022	281,482	298,742	291,509	330,923	317,163	389,058	373,648	437,842	423,176	489,456	473,894	512,956	499,511	519,030	507,316
35-39	249,000	251,000	274,183	275,482	288,871	287,882	311,220	302,820	348,953	333,344	406,814	389,674	455,376	439,068	506,759	489,649	530,169	515,200
40-44	210,000	214,000	248,714	251,413	277,372	278,838	295,620	294,229	321,473	312,150	358,944	342,559	416,399	398,679	464,632	447,889	515,672	498,283
45-49	191,000	199,000	208,403	213,590	249,117	252,861	279,913	282,211	300,437	299,603	326,004	317,416	363,050	347,640	419,845	403,414	467,542	452,324
50-54	179,000	193,000	188,089	197,602	206,982	213,664	248,748	254,146	280,799	284,815	300,989	302,031	326,133	319,664	362,556	349,579	418,378	404,775
55-59	186,000	202,000	173,990	190,215	184,246	196,132	204,010	213,311	245,955	254,483	277,105	284,626	296,769	301,556	321,251	318,896	356,690	348,306
60-64	158,000	171,000	177,910	197,242	167,706	187,051	178,748	194,101	198,877	212,117	239,036	252,228	268,911	281,603	287,829	298,114	311,371	315,027
65-69	102,000	115,000	145,634	163,972	165,083	190,277	156,856	181,771	168,180	189,745	186,865	206,995	224,053	245,376	251,805	273,501	269,475	289,327
70-74	81,000	102,000	89,016	106,516	128,012	152,832	146,057	178,279	140,013	171,634	150,083	179,028	166,613	194,984	199,382	230,448	223,962	256,461
75-79	67,000	93,000	64,350	87,855	71,694	92,855	103,646	133,696	119,083	156,680	114,530	151,048	122,819	157,458	136,311	171,224	162,881	201,758
80-84	45,000	74,000	46,019	69,653	45,164	66,895	51,166	71,712	74,162	103,257	85,104	120,494	82,247	116,387	88,311	121,274	98,052	131,673
85-90	24,000	42,000	24,108	43,014	24,804	40,530	24,498	38,990	27,927	41,865	40,730	60,377	47,025	70,568	45,722	68,271	49,388	71,251
90-94	7,000	14,000	8,480	15,788	8,615	16,203	8,968	15,319	8,960	14,784	10,331	15,925	15,237	23,041	17,787	27,015	17,484	26,218
95-99	2,000	4,000	1,009	2,110	1,261	2,393	1,321	2,479	1,418	2,365	1,459	2,303	1,730	2,503	2,624	3,653	3,146	4,321
100+	0	0	0	0	0	0	0	0	0	0	0	0	0	0	0	0	0	0
totaal	3,662,000	3,759,000	3,941,408	4,013,882	4,270,663	4,325,094	4,659,379	4,701,284	5,113,880	5,145,763	5,560,578	5,581,457	5,981,330	5,990,138	6,360,770	6,359,925	6,689,197	6,684,653
		7,421,000		7,955,290		8,595,757		9,360,662		10,259,644		11,142,036		11,971,468		12,720,695		13,373,849

Israel	2010		2015		2020		2025		2030		2035		2040		2045		2050	
S3	men	women	men	women	men	women	men	women	men	women	men	women	men	women	men	women	men	women
0-4	377,000	358,000	394,168	375,650	390,219	372,041	397,088	378,859	415,012	396,207	426,926	407,314	422,418	402,782	401,830	382,935	372,637	354,892
5-9	342,000	325,000	379,231	360,546	397,873	379,835	396,647	379,250	406,232	389,087	421,813	403,828	431,387	412,333	424,547	405,205	401,635	382,768
10-14	318,000	301,000	343,363	326,665	381,550	363,295	401,979	384,592	402,556	386,024	410,598	394,126	424,633	407,130	432,664	413,900	424,293	405,043
15-19	290,000	275,000	318,564	302,173	344,691	328,671	384,279	366,832	406,154	389,674	405,503	389,776	412,303	396,543	425,082	408,209	431,871	413,645
20-24	282,000	274,000	292,836	278,509	323,654	307,917	353,984	338,534	397,740	380,807	415,924	400,071	411,651	396,614	414,805	399,815	423,922	407,913
25-29	279,000	278,000	286,734	279,510	300,958	287,469	337,942	323,188	374,446	360,118	412,740	396,900	425,538	410,693	415,942	401,783	413,750	399,526
30-34	273,000	274,000	282,052	281,495	292,257	285,339	310,989	297,564	352,406	337,516	384,931	370,732	419,248	403,803	428,153	413,914	414,729	401,346
35-39	249,000	251,000	274,222	275,507	284,834	284,354	297,893	290,683	319,445	305,374	358,273	343,125	388,258	374,162	420,034	405,058	426,505	413,045
40-44	210,000	214,000	248,768	251,445	274,872	276,724	287,311	287,094	302,186	294,956	322,095	308,324	359,179	344,681	387,488	374,350	417,588	403,886
45-49	191,000	199,000	208,477	213,636	247,548	251,476	274,697	277,711	288,358	289,128	302,124	296,100	320,879	308,551	356,648	343,880	383,748	372,565
50-54	179,000	193,000	188,191	197,673	205,975	212,679	245,397	251,043	273,152	277,933	285,988	288,639	298,939	294,942	316,811	306,678	351,464	341,113
55-59	186,000	202,000	174,143	190,328	183,651	195,421	201,835	210,999	241,104	249,591	267,771	275,621	279,943	285,720	292,239	291,482	309,355	302,606
60-64	158,000	171,000	178,141	197,418	167,434	186,564	177,412	192,340	195,746	208,365	233,282	245,726	258,787	270,846	270,379	280,395	282,111	285,700
65-69	102,000	115,000	145,972	164,219	165,320	190,132	156,406	180,607	166,656	187,031	183,750	202,200	218,858	237,971	242,858	262,009	253,890	271,045
70-74	81,000	102,000	89,361	106,806	128,627	153,039	146,775	178,120	140,078	170,295	149,423	176,225	164,940	190,356	196,721	223,878	218,731	246,497
75-79	67,000	93,000	64,771	88,310	72,284	93,248	105,068	134,514	121,169	157,678	116,218	151,080	124,435	156,533	137,877	169,281	165,120	199,381
80-84	45,000	74,000	46,515	70,349	45,853	67,804	52,204	72,794	76,862	105,972	89,187	124,600	86,270	120,053	93,043	124,965	103,859	135,767
85-90	24,000	42,000	24,550	43,835	26,006	42,498	26,230	41,741	30,549	45,632	45,932	67,595	54,381	80,816	53,627	79,125	58,916	83,640
90-94	7,000	14,000	8,771	16,395	9,383	17,785	10,360	17,889	10,881	18,195	13,152	20,562	20,484	31,438	25,077	38,737	25,530	39,032
95-99	2,000	4,000	1,104	2,340	1,550	3,031	1,830	3,602	2,217	3,936	2,526	4,319	3,290	5,236	5,489	8,541	7,163	11,176
100+	0	0	0	0	0	0	0	0	0	21	38	96	93	188	187	330	422	701
totaal	3,662,000	3,759,000	3,949,933	4,022,811	4,244,539	4,299,321	4,566,327	4,607,956	4,922,950	4,953,540	5,248,196	5,266,959	5,525,912	5,531,388	5,741,503	5,734,468	5,887,240	5,871,286
		7,421,000		7,972,744		8,543,860		9,174,283		9,876,490		10,515,154		11,057,300		11,475,972		11,758,526
Israel	2010		2015		2020		2025		2030		2035		2040		2045		2050	
S4	men	women	men	women	men	women	men	women	men	women	men	women	men	women	men	women	men	women
0-4	377,000	358,000	405,624	386,561	372,788	353,122	340,205	322,090	329,321	311,724	332,155	314,423	328,545	310,986	307,138	290,598	274,502	259,516
5-9	342,000	325,000	379,229	360,546	386,632	365,515	353,824	332,100	321,266	301,090	310,393	290,735	313,231	293,438	309,628	290,006	288,237	269,632
10-14	318,000	301,000	343,361	326,665	366,567	346,468	373,973	351,440	341,197	318,047	308,669	287,056	297,810	276,709	300,652	279,415	297,057	275,989
15-19	290,000	275,000	318,557	302,172	332,487	315,701	355,663	335,497	363,077	340,475	330,394	307,113	297,955	276,150	287,136	265,816	289,989	268,526
20-24	282,000	274,000	292,826	278,509	288,079	273,334	301,992	286,859	325,123	306,648	332,545	311,630	299,996	278,304	267,682	247,372	256,920	237,053
25-29	279,000	278,000	286,725	279,510	248,856	234,523	244,149	229,361	258,044	242,882	281,130	262,662	288,556	267,648	256,124	234,355	223,922	203,452
30-34	273,000	274,000	282,042	281,494	254,431	249,662	216,729	204,747	212,064	199,601	225,934	213,115	248,966	232,880	256,393	237,871	224,088	204,624
35-39	249,000	251,000	274,209	275,505	260,951	263,690	233,512	231,963	196,020	187,178	191,403	182,060	205,238	195,558	228,198	215,295	235,623	220,291
40-44	210,000	214,000	248,750	251,443	259,536	264,014	246,432	252,273	219,240	220,683	182,050	176,070	177,500	170,989	191,279	184,464	214,132	204,162
45-49	191,000	199,000	208,452	213,632	237,124	242,704	247,867	255,252	235,005	243,626	208,201	212,253	171,490	167,912	167,044	162,886	180,732	176,323
50-54	179,000	193,000	188,157	197,668	198,370	205,866	226,632	234,726	237,309	247,233	224,787	235,791	198,539	204,767	162,516	160,865	158,216	155,927
55-59	186,000	202,000	174,092	190,319	177,646	189,578	187,721	197,752	215,344	226,271	225,903	238,710	213,898	227,556	188,501	197,079	153,536	153,867
60-64	158,000	171,000	178,064	197,403	162,305	181,196	165,924	180,627	175,792	188,759	202,506	216,788	212,886	229,122	201,588	218,371	177,367	188,668
65-69	102,000	115,000	145,859	164,199	160,666	185,002	146,480	169,713	150,173	169,400	159,663	177,453	184,858	204,690	194,917	216,845	184,750	206,722
70-74	81,000	102,000	89,245	106,782	124,258	148,099	137,747	167,803	125,783	153,987	129,504	154,067	138,381	161,959	161,283	187,858	170,804	199,686
75-79	67,000	93,000	64,630	88,272	68,248	88,503	96,844	124,847	108,385	142,646	99,317	131,186	102,955	131,841	110,857	139,390	130,433	162,973
80-84	45,000	74,000	46,348	70,292	42,079	63,312	45,094	64,101	65,855	92,758	74,785	107,448	68,968	99,371	72,282	100,716	78,769	107,547
85-90	24,000	42,000	24,402	43,767	25,588	42,337	23,659	38,808	25,806	39,962	38,312	58,777	44,209	69,162	41,406	64,936	44,052	66,779
90-94	7,000	14,000	8,673	16,344	9,114	17,655	9,880	17,673	9,431	16,738	10,594	17,782	16,181	26,946	19,188	32,623	18,449	31,476
95-99	2,000	4,000	1,072	2,321	1,447	2,977	1,651	3,504	1,930	3,794	1,971	3,862	2,359	4,387	3,822	7,073	4,791	9,075
100+	0	0	0	0	0	0	0	0	0	1	0	65	14	134	51	230	139	495
totaal	3,662,000	3,759,000	3,960,315	4,033,403	3,977,171	4,033,260	3,955,978	4,001,137	3,916,164	3,953,504	3,870,215	3,899,048	3,812,533	3,830,509	3,727,686	3,734,065	3,606,507	3,602,783
		7,421,000		7,993,719		8,010,431		7,957,115		7,869,668		7,769,263		7,643,042		7,461,751		7,209,290

Jordan	2010		2015		2020		2025		2030		2035		2040		2045		2050	
S1	men	women	men	women	men	women	men	women	men	women	men	women	men	women	men	women	men	women
0-4	418,000	398,000	459,912	437,885	483,806	460,557	497,085	473,204	504,607	480,368	513,961	489,276	523,861	498,705	525,960	500,704	517,121	492,286
5-9	397,000	377,000	416,054	395,895	457,109	434,834	481,002	457,507	494,300	470,174	501,846	477,367	511,221	486,300	521,143	495,752	523,272	497,785
10-14	376,000	356,000	395,526	375,479	414,038	393,767	455,064	432,681	478,957	455,356	492,269	468,040	499,839	475,256	509,234	484,208	519,175	493,681
15-19	349,000	328,000	373,670	354,287	392,751	373,297	411,271	391,590	452,223	430,462	476,113	453,141	489,463	465,852	497,092	473,106	506,540	482,094
20-24	339,000	316,000	344,899	325,006	368,238	350,013	387,321	369,024	405,850	387,322	446,699	426,149	470,584	448,830	483,987	461,571	491,694	468,870
25-29	290,000	273,000	334,035	311,870	338,113	318,988	361,420	343,969	380,502	362,979	399,036	381,286	439,786	420,059	463,668	442,742	477,120	455,518
30-34	236,000	219,000	285,821	269,646	328,281	307,107	332,446	314,271	355,716	339,218	374,793	358,230	393,331	376,543	433,972	415,249	457,849	437,937
35-39	206,000	185,000	232,402	216,239	281,008	265,865	323,222	303,172	327,494	310,396	350,712	335,300	369,782	354,309	388,327	372,630	428,830	411,249
40-44	145,000	134,000	202,197	182,226	227,827	212,782	275,953	262,024	317,822	299,110	322,237	306,425	345,381	331,260	364,441	350,265	382,993	368,601
45-49	98,000	97,000	141,188	131,242	196,946	178,493	222,264	208,731	269,687	257,424	311,042	294,204	315,661	301,636	338,697	326,373	357,739	345,378
50-54	77,000	79,000	94,116	94,141	135,739	127,435	189,934	173,757	214,786	203,543	261,150	251,470	301,735	287,802	306,654	295,396	329,521	320,000
55-59	69,000	69,000	72,431	75,664	88,636	90,205	128,410	122,525	180,347	167,556	204,498	196,721	249,320	243,565	288,782	279,268	294,115	287,092
60-64	59,000	57,000	62,776	64,593	66,025	70,901	81,239	84,873	118,370	115,786	167,054	158,966	190,168	187,250	232,759	232,470	270,570	267,266
65-69	51,000	48,000	51,029	51,324	54,530	58,327	57,754	64,381	71,602	77,517	105,121	106,401	149,350	146,866	170,998	173,730	210,471	216,698
70-74	37,000	34,000	40,662	40,217	40,991	43,245	44,290	49,618	47,399	55,251	59,398	67,139	88,145	92,984	126,462	129,394	146,034	154,178
75-79	22,000	21,000	25,906	25,090	28,860	30,039	29,588	32,806	32,507	38,228	35,331	43,202	44,984	53,246	67,830	74,784	98,728	105,453
80-84	10,000	10,000	12,376	12,329	14,916	15,058	17,117	18,582	18,023	20,840	20,317	24,947	22,623	28,877	29,536	36,438	45,637	52,402
85-90	4,000	4,000	4,111	4,167	5,341	5,412	6,740	6,927	8,076	8,933	8,847	10,457	10,353	13,012	11,949	15,620	16,137	20,422
90-94	1,000	1,000	961	887	1,083	1,031	1,532	1,473	2,089	2,054	2,683	2,873	3,134	3,613	3,896	4,801	4,755	6,138
95-99	0	0	72	34	93	55	132	91	224	168	356	290	522	481	687	700	948	1,058
100+	0	0	0	0	0	0	0	0	0	0	4	0	16	1	37	15	68	43
totaal	3,184,000	3,006,000	3,550,143	3,368,221	3,924,331	3,737,414	4,303,786	4,111,206	4,680,580	4,482,685	5,053,468	4,851,883	5,419,258	5,216,402	5,766,112	5,565,217	6,079,318	5,884,151
		6,190,000		6,918,364		7,661,745		8,414,992		9,163,265		9,905,351		10,635,660		11,331,329		11,963,469
Jordan	2010		2015		2020		2025		2030		2035		2040		2045		2050	
S2	men	women	men	women	men	women	men	women	men	women	men	women	men	women	men	women	men	women
0-4	418,000	398,000	446,437	425,052	450,483	428,611	444,491	423,051	434,124	413,325	426,317	406,343	413,462	394,552	394,353	376,805	362,851	347,256
5-9	397,000	377,000	416,072	395,925	441,634	419,792	447,166	425,009	442,668	421,116	436,783	416,375	433,451	414,367	425,070	407,551	410,439	394,779
10-14	376,000	356,000	395,542	375,504	412,730	392,317	439,253	417,272	445,773	423,601	444,246	423,041	441,328	421,627	440,957	422,941	435,540	419,447
15-19	349,000	328,000	373,712	354,328	391,747	372,224	409,760	389,905	437,075	415,714	446,063	424,640	447,023	426,682	446,586	427,867	448,684	431,769
20-24	339,000	316,000	344,954	325,051	365,168	347,006	385,517	367,143	405,846	387,068	440,118	419,652	456,148	435,389	464,176	444,253	470,808	452,256
25-29	290,000	273,000	334,089	311,920	333,550	314,327	357,103	339,674	380,796	363,212	411,328	393,507	455,750	436,431	482,014	462,554	500,309	481,817
30-34	236,000	219,000	285,875	269,704	325,025	304,043	327,048	308,829	353,012	336,462	384,100	366,994	422,003	404,264	473,745	454,138	507,429	487,269
35-39	206,000	185,000	232,461	216,306	279,033	264,198	319,558	299,801	323,269	306,037	353,882	337,717	389,600	372,290	432,107	413,590	488,403	467,465
40-44	145,000	134,000	202,273	182,310	226,660	211,876	273,858	260,335	315,138	296,668	322,050	305,559	355,595	339,706	394,222	376,756	439,618	420,516
45-49	98,000	97,000	141,270	131,334	196,299	178,010	221,179	207,973	268,511	256,650	311,487	294,579	320,687	305,386	356,132	341,213	396,647	379,950
50-54	77,000	79,000	94,203	94,241	135,378	127,157	189,566	173,571	214,647	203,735	262,668	253,270	306,585	292,331	317,578	304,728	354,282	341,820
55-59	69,000	69,000	72,536	75,785	88,435	90,037	128,400	122,596	181,059	168,437	206,863	199,416	254,863	249,407	299,104	289,321	311,661	303,180
60-64	59,000	57,000	62,921	64,755	65,970	70,861	81,418	85,117	119,430	116,977	170,347	162,529	196,416	194,021	243,622	244,071	287,596	284,586
65-69	51,000	48,000	51,214	51,533	54,647	58,457	58,142	64,881	72,760	78,938	108,538	110,300	156,551	154,864	182,355	186,540	227,924	236,117
70-74	37,000	34,000	40,895	40,499	41,239	43,550	44,952	50,496	48,751	57,112	62,601	71,281	94,978	101,278	138,641	143,815	163,549	175,120
75-79	22,000	21,000	26,144	25,398	29,213	30,525	30,394	33,961	34,111	40,610	38,463	47,779	50,873	61,412	78,563	88,912	116,324	127,970
80-84	10,000	10,000	12,565	12,604	15,202	15,495	17,939	19,854	19,554	23,277	23,344	29,709	27,710	36,764	37,933	49,016	59,746	72,572
85-90	4,000	4,000	4,218	4,337	5,684	5,937	7,328	7,858	9,153	10,756	10,520	13,396	13,182	18,016	16,343	23,391	23,302	32,561
90-94	1,000	1,000	1,010	965	1,212	1,236	1,830	1,947	2,601	2,908	3,551	4,427	4,419	6,032	5,940	8,795	7,856	12,264
95-99	0	0	85	55	123	98	193	183	358	379	604	702	952	1,265	1,337	1,989	2,003	3,275
100+	0	0	0	0	0	0	1	0	9	6	30	32	76	95	162	240	291	498
totaal	3,184,000	3,006,000	3,538,475	3,357,605	3,859,432	3,675,757	4,185,096	3,999,458	4,508,646	4,322,989	4,863,902	4,681,246	5,241,652	5,066,179	5,630,941	5,468,485	6,015,260	5,872,487
		6,190,000		6,896,080		7,535,189		8,184,555		8,831,635		9,545,148		10,307,831		11,099,426		11,887,747

Jordan	2010		2015		2020		2025		2030		2035		2040		2045		2050	
S3	men	women	men	women	men	women	men	women	men	women	men	women	men	women	men	women	men	women
0-4	418,000	398,000	451,965	430,316	466,443	444,021	470,516	447,974	468,616	446,238	464,563	442,393	455,527	433,804	435,736	414,971	404,666	385,396
5-9	397,000	377,000	416,089	395,943	449,245	427,373	464,488	441,935	469,336	446,754	467,647	445,254	463,801	441,640	454,971	433,276	435,389	414,670
10-14	376,000	356,000	395,558	375,519	414,136	393,891	447,782	425,879	463,538	441,019	468,536	446,002	466,998	444,665	463,300	441,209	454,617	433,002
15-19	349,000	328,000	373,751	354,353	392,943	373,464	411,989	392,310	446,054	424,747	461,984	440,042	467,178	445,189	465,841	444,016	462,336	440,717
20-24	339,000	316,000	345,004	325,078	368,530	350,223	388,949	370,498	409,222	390,508	443,569	423,218	459,854	438,818	465,431	444,280	464,484	443,422
25-29	290,000	273,000	334,138	311,952	338,414	319,214	363,656	346,087	385,811	368,108	406,523	388,545	441,258	421,652	457,998	437,683	464,057	443,586
30-34	236,000	219,000	285,924	269,739	328,606	307,382	334,258	315,901	360,754	343,956	383,244	366,291	404,300	387,044	439,324	420,435	456,424	436,788
35-39	206,000	185,000	232,514	216,346	281,363	266,198	324,706	304,480	331,316	313,809	358,031	342,064	380,773	364,627	402,090	385,611	437,311	419,193
40-44	145,000	134,000	202,342	182,362	228,241	213,179	277,301	263,251	320,992	301,912	327,962	311,528	354,853	339,944	377,812	362,704	399,361	383,893
45-49	98,000	97,000	141,345	131,390	197,497	178,997	223,643	209,999	272,637	260,105	316,195	298,787	323,587	308,722	350,638	337,292	373,820	360,256
50-54	77,000	79,000	94,283	94,303	136,342	127,981	191,585	175,222	217,834	206,312	266,305	256,133	309,613	294,803	317,535	305,119	344,753	333,852
55-59	69,000	69,000	72,633	75,859	89,258	90,786	130,106	124,038	183,929	170,701	210,001	201,653	257,694	251,070	300,593	289,686	309,195	300,466
60-64	59,000	57,000	63,055	64,855	66,762	71,615	82,918	86,474	121,974	119,053	173,585	164,699	199,343	195,420	245,882	244,240	288,142	282,742
65-69	51,000	48,000	51,384	51,662	55,488	59,276	59,600	66,284	75,006	80,944	111,482	112,372	160,099	156,568	185,322	186,904	230,224	234,841
70-74	37,000	34,000	41,109	40,673	42,132	44,443	46,496	52,044	50,923	59,240	65,115	73,348	98,175	103,064	142,767	145,097	167,114	174,775
75-79	22,000	21,000	26,363	25,588	30,149	31,499	31,940	35,586	36,329	42,932	40,782	50,025	53,328	63,220	82,013	90,430	121,379	129,292
80-84	10,000	10,000	12,741	12,775	16,026	16,392	19,378	21,440	25,549	25,498	25,510	32,048	29,678	38,690	40,061	50,426	63,373	74,091
85-90	4,000	4,000	4,317	4,443	6,011	6,287	8,175	8,800	10,593	12,426	12,527	15,797	15,665	21,035	19,129	26,698	26,961	36,349
90-94	1,000	1,000	1,055	1,015	1,338	1,378	2,133	2,289	3,256	3,666	4,664	5,801	6,018	8,120	8,119	11,736	10,599	15,985
95-99	0	0	97	68	154	131	261	259	520	566	947	1,118	1,571	2,089	2,292	3,350	3,434	5,424
100+	0	0	0	0	0	0	7	3	25	23	79	88	199	253	428	628	786	1,288
totaal	3,184,000	3,006,000	3,545,666	3,364,240	3,909,081	3,723,731	4,279,886	4,090,755	4,650,215	4,458,518	5,009,250	4,817,207	5,349,513	5,160,438	5,657,281	5,475,792	5,918,426	5,750,030
		6,190,000		6,909,906		7,632,812		8,370,641		9,108,733		9,826,457		10,509,951		11,133,073		11,668,456
Jordan	2010		2015		2020		2025		2030		2035		2040		2045		2050	
S4	men	women	men	women	men	women	men	women	men	women	men	women	men	women	men	women	men	women
0-4	418,000	398,000	465,744	443,439	468,542	444,547	457,721	434,242	451,530	428,345	454,926	431,579	460,247	436,647	454,431	431,108	438,026	415,485
5-9	397,000	377,000	416,036	395,875	448,487	424,319	451,300	425,446	440,515	415,179	434,352	409,312	437,760	412,559	443,090	417,637	437,299	412,125
10-14	376,000	356,000	395,509	375,463	404,476	383,030	436,891	411,445	439,717	412,588	428,966	402,352	422,829	396,510	426,248	399,768	431,586	404,854
15-19	349,000	328,000	373,629	354,261	384,916	364,995	393,887	372,568	426,207	400,934	429,068	402,102	418,404	391,921	412,333	386,119	415,779	389,395
20-24	339,000	316,000	344,846	324,976	345,531	327,980	356,805	338,709	365,778	346,287	397,969	374,596	400,872	375,792	390,325	365,672	384,340	359,917
25-29	290,000	273,000	333,982	311,837	304,919	285,304	305,650	288,327	316,906	299,047	325,877	306,629	357,935	334,868	360,875	336,093	350,437	326,040
30-34	236,000	219,000	285,769	269,609	304,140	284,368	275,341	258,008	276,118	261,053	287,349	271,756	296,312	279,340	328,213	307,486	331,189	308,745
35-39	206,000	185,000	232,346	216,196	265,708	252,630	283,970	267,332	255,508	241,212	256,341	244,281	267,531	254,959	276,477	262,539	308,171	290,553
40-44	145,000	134,000	202,125	182,171	217,935	204,574	250,907	240,670	269,007	255,286	241,023	229,510	241,926	232,613	253,055	243,249	261,971	250,821
45-49	98,000	97,000	141,109	131,182	190,119	172,744	205,690	194,854	238,072	230,453	255,929	244,939	228,647	219,662	229,650	222,809	240,679	233,381
50-54	77,000	79,000	94,032	94,076	130,699	122,920	178,130	163,528	193,331	185,210	224,819	220,086	242,289	234,378	216,060	209,815	217,204	213,021
55-59	69,000	69,000	72,329	75,586	84,638	86,303	119,448	114,162	164,547	153,413	179,200	174,479	209,344	208,321	226,228	222,328	201,533	198,771
60-64	59,000	57,000	62,636	64,487	62,579	67,273	73,992	77,477	106,099	103,882	147,813	141,127	161,624	161,273	189,789	193,580	205,787	207,149
65-69	51,000	48,000	50,852	51,188	51,372	54,795	51,506	57,470	61,670	66,906	90,070	91,163	127,096	125,444	139,701	144,210	165,091	174,226
70-74	37,000	34,000	40,438	40,034	38,012	39,793	38,648	43,035	38,972	45,507	47,470	53,771	70,967	74,813	101,788	104,656	112,709	121,308
75-79	22,000	21,000	25,678	24,891	26,030	26,673	24,545	26,715	25,223	29,385	25,689	31,501	32,109	38,088	49,654	54,642	72,888	78,266
80-84	10,000	10,000	12,195	12,152	12,398	12,003	12,803	13,277	12,133	13,510	12,732	15,376	13,202	16,934	17,316	21,379	28,410	32,368
85-90	4,000	4,000	4,010	4,058	5,015	5,070	5,225	5,138	5,526	5,826	5,364	6,072	5,755	7,074	6,098	7,968	8,167	10,280
90-94	1,000	1,000	915	837	964	902	1,264	1,191	1,377	1,271	1,523	1,513	1,540	1,652	1,718	2,012	1,889	2,364
95-99	0	0	60	21	66	29	81	43	122	73	151	95	185	133	206	167	251	230
100+	0	0	0	0	0	0	0	0	0	0	0	0	0	0	0	0	0	0
totaal	3,184,000	3,006,000	3,554,238	3,372,341	3,746,547	3,560,251	3,923,806	3,733,636	4,088,357	3,895,365	4,246,628	4,052,240	4,396,575	4,202,981	4,523,253	4,333,237	4,613,405	4,429,297
		6,190,000		6,926,580		7,306,798		7,657,442		7,983,722		8,298,868		8,599,556		8,856,489		9,042,703

Lebanon	2010		2015		2020		2025		2030		2035		2040		2045		2050	
S1	men	women	men	women	men	women	men	women	men	women	men	women	men	women	men	women	men	women
0-4	164,000	158,000	181,831	173,593	181,764	173,024	175,024	166,606	164,049	156,153	157,124	149,558	156,144	148,625	155,562	148,070	151,545	144,244
5-9	170,000	164,000	167,845	162,342	180,721	172,433	180,668	171,878	173,952	165,479	163,003	155,051	156,098	148,473	155,129	147,549	154,557	147,004
10-14	200,000	193,000	172,412	166,809	167,014	161,503	179,884	171,593	179,845	171,049	173,152	164,671	162,231	154,264	155,347	147,702	154,389	146,788
15-19	196,000	190,000	201,227	194,797	171,164	165,885	165,830	160,616	178,681	170,702	178,678	170,183	172,046	163,839	161,198	153,473	154,366	146,941
20-24	188,000	184,000	200,877	195,596	198,413	192,889	168,641	164,102	163,403	158,877	176,224	168,960	176,278	168,468	169,740	162,164	159,002	151,845
25-29	187,000	187,000	195,861	192,838	197,396	192,914	195,028	190,256	165,542	161,607	160,396	156,429	173,189	166,509	173,299	166,045	166,852	159,786
30-34	170,000	179,000	192,035	192,424	192,692	190,532	194,301	190,659	192,035	188,063	162,860	159,591	157,818	154,473	170,577	164,546	170,747	164,120
35-39	153,000	167,000	172,193	181,243	188,894	190,152	189,654	188,352	191,349	188,552	189,207	186,047	160,411	157,823	155,493	152,789	168,211	162,854
40-44	133,000	152,000	153,032	167,113	168,719	178,541	185,292	187,461	186,186	185,796	187,995	186,107	186,019	183,730	157,734	155,869	152,980	150,959
45-49	116,000	138,000	131,249	150,503	148,700	163,594	164,192	174,978	180,572	183,911	181,653	182,446	183,626	182,909	181,884	180,716	154,324	153,386
50-54	99,000	118,000	112,406	134,995	125,658	145,892	142,690	158,845	157,882	170,161	173,974	179,117	175,324	177,921	177,528	178,595	176,117	176,664
55-59	85,000	100,000	93,566	113,776	105,189	129,077	117,986	139,825	134,400	152,582	149,150	163,811	164,824	172,775	166,538	171,934	169,045	172,892
60-64	60,000	70,000	77,221	94,078	84,315	106,175	95,285	120,900	107,399	131,418	122,911	143,896	137,012	154,963	152,055	163,920	154,232	163,571
65-69	48,000	57,000	51,635	63,702	65,866	84,726	72,486	96,153	82,527	110,068	93,678	120,259	107,949	132,297	121,118	143,105	135,232	152,024
70-74	43,000	48,000	37,810	48,623	40,321	53,738	52,094	72,153	57,992	82,586	66,756	95,335	76,588	104,955	89,156	116,298	100,979	126,677
75-79	30,000	33,000	29,417	36,678	25,719	36,770	27,963	41,245	36,812	56,197	41,691	65,220	48,804	76,247	56,890	84,945	67,214	95,212
80-84	15,000	18,000	16,315	20,659	15,877	22,641	14,315	23,285	16,037	26,777	21,742	37,416	25,309	44,397	30,409	53,002	36,311	60,241
85-90	5,000	7,000	5,382	7,683	6,206	9,275	6,377	10,639	6,041	11,419	7,089	13,688	10,048	19,858	12,194	24,408	15,224	30,140
90-94	1,000	2,000	913	1,630	1,112	1,987	1,431	2,627	1,618	3,271	1,671	3,796	2,125	4,874	3,241	7,532	4,202	9,827
95-99	0	0	11	85	33	114	68	191	123	322	178	490	226	667	339	983	596	1,717
100+	0	0	0	0	0	0	0	0	0	0	0	0	0	4	1	23	10	62
totaal	2,063,000	2,165,000	2,193,238	2,299,168	2,265,774	2,371,861	2,329,210	2,432,361	2,376,443	2,474,992	2,409,131	2,502,071	2,432,069	2,518,068	2,445,434	2,523,670	2,446,132	2,516,954
		4,228,000		4,492,406		4,637,636		4,761,571		4,851,435		4,911,202		4,950,137		4,969,104		4,963,086
Lebanon	2010		2015		2020		2025		2030		2035		2040		2045		2050	
S2	men	women	men	women	men	women	men	women	men	women	men	women	men	women	men	women	men	women
0-4	164,000	158,000	177,503	169,471	183,587	175,525	186,158	178,233	185,142	177,525	184,578	176,987	187,200	179,485	189,757	181,920	189,180	181,370
5-9	170,000	164,000	167,856	162,352	183,902	176,652	192,539	185,542	197,668	191,090	196,674	190,401	196,129	189,880	198,767	192,391	201,336	194,838
10-14	200,000	193,000	172,425	166,819	171,986	167,078	189,709	183,264	200,035	194,047	205,180	199,608	204,209	198,937	203,684	198,433	206,337	200,957
15-19	196,000	190,000	201,269	194,820	175,258	170,204	176,251	171,952	195,334	189,591	205,688	200,389	210,877	205,975	209,964	205,338	209,491	204,863
20-24	188,000	184,000	200,944	195,624	210,283	204,356	188,538	183,734	193,602	189,391	212,681	207,031	223,082	217,850	228,341	223,466	227,518	222,868
25-29	187,000	187,000	195,929	192,870	214,732	210,440	229,964	225,130	214,302	210,555	219,448	216,251	238,533	233,899	248,988	244,743	254,323	250,396
30-34	170,000	179,000	192,113	192,468	205,343	202,389	228,375	223,957	247,875	242,665	232,464	228,229	237,708	233,980	256,812	251,644	267,335	262,527
35-39	153,000	167,000	172,283	181,305	196,998	197,114	212,948	209,408	238,620	233,280	258,149	252,014	243,401	237,775	248,410	243,607	267,545	261,300
40-44	133,000	152,000	153,148	167,204	174,066	182,953	200,375	200,206	218,075	213,992	243,695	237,846	263,270	256,621	248,563	242,665	254,101	248,618
45-49	116,000	138,000	131,402	150,630	152,527	166,808	174,469	183,551	201,747	201,801	219,485	215,676	245,039	239,507	264,684	258,345	250,532	244,789
50-54	99,000	118,000	112,612	135,168	128,686	148,581	150,359	165,489	172,911	182,992	199,902	201,251	217,695	215,249	243,158	239,052	262,899	257,976
55-59	85,000	100,000	93,834	113,990	107,850	131,587	124,294	145,647	146,168	163,138	168,374	180,619	194,962	198,888	212,819	213,045	238,145	236,808
60-64	60,000	70,000	77,572	94,355	86,861	108,676	100,994	126,513	117,511	141,115	138,706	158,477	160,406	175,918	186,408	194,188	204,318	208,549
65-69	48,000	57,000	51,995	63,987	68,412	87,307	77,908	101,761	91,826	119,621	107,622	134,085	127,870	151,245	148,840	168,598	174,003	186,838
70-74	43,000	48,000	38,223	48,978	42,679	56,252	57,349	77,854	66,701	92,119	79,565	109,115	94,319	123,308	113,232	140,113	133,126	157,269
75-79	30,000	33,000	29,927	37,123	27,982	39,333	32,496	46,530	44,799	65,560	53,155	78,631	64,548	94,331	77,818	107,985	94,874	124,142
80-84	15,000	18,000	16,785	21,103	18,060	25,184	18,170	28,164	22,208	34,698	31,241	49,605	38,152	60,851	47,551	74,555	58,755	87,141
85-90	5,000	7,000	5,663	7,992	6,993	10,162	8,206	13,036	8,910	15,551	11,665	20,300	17,450	30,567	22,518	39,287	29,487	50,192
90-94	1,000	2,000	1,017	1,769	1,402	2,373	2,033	3,457	2,729	4,983	3,330	6,578	4,825	9,382	7,887	15,276	11,005	21,037
95-99	0	0	33	127	81	196	176	376	347	709	589	1,251	867	1,949	1,466	3,191	2,729	5,845
100+	0	0	0	0	0	0	0	0	3	14	22	62	67	176	146	387	326	819
totaal	2,063,000	2,165,000	2,192,533	2,298,156	2,357,686	2,463,172	2,551,312	2,653,804	2,766,514	2,864,436	2,972,213	3,064,406	3,170,251	3,255,774	3,359,811	3,438,231	3,537,365	3,609,142
		4,228,000		4,490,689		4,820,858		5,205,115		5,630,949		6,036,619		6,426,025		6,798,042		7,146,508

Lebanon	2010		2015		2020		2025		2030		2035		2040		2045		2050	
S3	men	women	men	women	men	women	men	women	men	women	men	women	men	women	men	women	men	women
0-4	164,000	158,000	181,126	172,921	186,390	177,855	186,684	178,264	182,996	174,882	179,815	171,702	180,049	171,775	179,750	171,341	175,188	166,846
5-9	170,000	164,000	167,863	162,358	184,204	176,410	190,760	182,774	192,349	184,618	187,220	179,627	182,595	174,837	181,380	173,293	179,629	171,241
10-14	200,000	193,000	172,432	166,826	169,809	164,627	186,995	179,628	194,409	186,951	195,053	187,726	188,983	181,669	183,413	175,809	181,247	173,192
15-19	196,000	190,000	201,292	194,834	173,515	168,332	171,662	166,909	189,544	182,649	196,216	189,160	196,134	189,131	189,346	182,276	183,046	175,611
20-24	188,000	184,000	200,980	195,641	205,167	199,334	179,691	174,901	179,952	175,467	195,556	188,986	200,004	193,294	197,714	191,069	188,730	182,022
25-29	187,000	187,000	195,966	192,890	207,215	202,736	214,444	209,457	192,164	188,121	189,172	185,321	201,444	195,439	202,604	196,363	197,041	190,760
30-34	170,000	179,000	192,155	192,494	199,928	197,233	213,385	209,137	222,849	217,925	198,408	194,441	193,112	189,415	202,994	197,263	201,805	195,935
35-39	153,000	167,000	172,333	181,343	193,654	194,191	202,909	200,210	217,797	213,346	225,850	220,891	200,209	196,293	193,547	200,046	201,960	196,614
40-44	133,000	152,000	153,211	167,258	172,012	181,245	194,189	194,906	204,476	201,800	218,490	214,216	225,736	221,078	199,553	195,973	192,135	189,068
45-49	116,000	138,000	131,485	150,706	151,256	165,741	170,640	180,331	193,383	194,615	203,228	201,162	216,740	213,160	223,573	219,649	197,328	194,407
50-54	99,000	118,000	112,725	135,273	127,912	147,881	147,989	163,395	167,775	178,505	190,001	192,517	199,682	198,922	212,946	210,680	219,649	216,985
55-59	85,000	100,000	93,980	114,120	107,416	131,122	122,859	144,211	143,076	160,157	162,431	175,055	184,234	188,906	193,964	195,314	207,163	206,940
60-64	60,000	70,000	77,763	94,522	86,682	108,388	100,228	125,562	115,782	139,118	135,372	154,834	154,318	169,600	175,719	183,387	185,685	189,937
65-69	48,000	57,000	52,193	64,159	68,441	87,173	77,623	101,168	91,080	118,395	106,041	131,783	124,902	147,293	143,389	161,979	164,340	175,756
70-74	43,000	48,000	38,450	49,193	42,749	56,172	57,438	77,626	66,642	91,553	79,247	108,045	93,439	121,260	111,355	136,552	129,232	151,168
75-79	30,000	33,000	30,208	37,394	28,118	39,382	32,579	46,388	45,186	65,596	53,597	78,552	65,042	94,042	78,155	106,976	94,776	121,906
80-84	15,000	18,000	17,045	21,374	18,272	25,356	18,274	28,225	22,397	34,772	31,991	50,296	39,207	61,807	49,040	75,788	60,599	88,086
85-90	5,000	7,000	5,819	8,181	7,450	10,739	8,835	13,869	9,642	16,622	12,749	21,839	19,456	33,415	25,265	43,124	33,241	55,147
90-94	1,000	2,000	1,076	1,856	1,576	2,634	2,418	4,037	3,327	5,933	4,112	7,933	6,043	11,443	10,096	18,968	14,173	26,197
95-99	0	0	45	153	112	256	255	521	530	1,036	915	1,862	1,353	2,926	2,303	4,822	4,349	8,917
100+	0	0	0	0	0	0	1	8	17	49	69	166	181	433	369	914	791	1,878
totaal	2,063,000	2,165,000	2,198,145	2,303,496	2,331,879	2,436,807	2,479,860	2,581,527	2,635,373	2,732,109	2,765,534	2,856,114	2,872,864	2,956,138	2,956,475	3,031,587	3,012,109	3,078,613
		4,228,000		4,501,641		4,768,686		5,061,387		5,367,482		5,621,648		5,829,001		5,988,062		6,090,722
Lebanon	2010		2015		2020		2025		2030		2035		2040		2045		2050	
S4	men	women	men	women	men	women	men	women	men	women	men	women	men	women	men	women	men	women
0-4	164,000	158,000	185,018	176,629	172,030	162,639	151,806	143,378	130,819	123,390	115,989	109,266	106,731	100,450	95,915	90,149	80,612	75,574
5-9	170,000	164,000	167,838	162,336	172,981	163,322	160,021	149,359	139,836	130,131	118,886	110,176	104,083	96,075	94,843	87,273	84,046	76,988
10-14	200,000	193,000	172,404	166,803	159,792	153,394	164,933	154,384	152,002	140,447	131,857	121,251	110,948	101,327	96,173	87,248	86,951	78,461
15-19	196,000	190,000	201,203	194,782	165,261	159,621	152,729	146,261	157,864	147,260	145,011	133,371	124,973	114,234	104,168	94,368	89,467	80,330
20-24	188,000	184,000	200,838	195,577	181,249	176,224	145,624	141,201	133,217	127,901	138,340	128,908	125,608	115,075	105,735	96,008	85,092	76,211
25-29	187,000	187,000	195,821	192,817	172,288	167,424	152,897	148,167	117,587	113,299	105,302	100,061	110,410	101,077	97,794	87,304	78,084	68,314
30-34	170,000	179,000	191,990	192,396	174,433	173,329	151,165	148,100	131,989	128,967	97,028	94,296	84,875	81,139	89,960	82,161	77,470	68,466
35-39	153,000	167,000	172,140	181,202	177,306	180,131	160,018	161,260	137,076	136,266	118,164	117,310	83,635	82,925	71,640	69,881	76,692	70,911
40-44	133,000	152,000	152,965	167,054	161,206	172,296	166,353	171,299	149,432	152,721	126,934	128,079	108,383	109,388	74,443	75,431	62,663	62,556
45-49	116,000	138,000	131,161	150,420	143,495	159,177	151,615	164,402	156,730	163,512	140,338	145,365	118,487	121,244	100,456	102,945	67,374	69,623
50-54	99,000	118,000	112,286	134,882	121,741	142,339	133,694	150,953	141,624	156,147	146,682	155,404	131,076	137,876	110,176	114,506	92,914	96,768
55-59	85,000	100,000	93,411	113,636	101,962	125,902	110,983	133,188	122,371	141,594	130,013	146,738	134,981	146,189	120,484	129,507	100,947	107,165
60-64	60,000	70,000	77,018	93,897	81,434	103,143	89,352	114,784	97,728	121,806	108,283	129,898	115,496	134,951	120,293	134,666	107,358	119,187
65-69	48,000	57,000	51,426	63,516	63,168	81,723	67,188	90,279	74,224	101,040	81,702	107,671	91,118	115,301	97,693	120,198	102,208	120,243
70-74	43,000	48,000	37,570	48,392	37,866	50,859	47,255	66,438	50,701	73,986	56,558	83,464	62,841	89,491	70,716	96,413	76,390	101,029
75-79	30,000	33,000	29,122	36,390	23,434	33,940	23,879	36,072	30,538	48,185	33,216	54,323	37,628	62,025	42,393	67,143	48,360	73,016
80-84	15,000	18,000	16,045	20,373	13,755	19,942	10,962	18,733	11,400	20,327	15,272	28,232	17,036	32,518	19,818	37,905	22,874	41,719
85-90	5,000	7,000	5,222	7,485	5,758	8,706	5,083	8,737	4,167	8,408	4,453	9,338	6,131	13,265	7,015	15,617	8,363	18,592
90-94	1,000	2,000	854	1,541	954	1,747	1,120	2,141	1,049	2,258	909	2,277	1,026	2,644	1,484	3,919	1,779	4,804
95-99	0	0	0	58	10	66	23	99	40	149	51	187	55	219	75	289	127	480
100+	0	0	0	0	0	0	0	0	0	0	0	0	0	0	0	0	0	0
totaal	2,063,000	2,165,000	2,194,330	2,300,185	2,130,122	2,235,923	2,046,699	2,149,236	1,940,394	2,037,793	1,814,986	1,905,616	1,675,521	1,757,413	1,521,274	1,592,931	1,349,770	1,410,438
		4,228,000		4,494,515		4,366,045		4,195,935		3,978,187		3,720,602		3,432,934		3,114,205		2,760,208

Libya	2010		2015		2020		2025		2030		2035		2040		2045		2050	
S1	men	women	men	women	men	women	men	women	men	women	men	women	men	women	men	women	men	women
0-4	368,000	348,000	388,368	364,960	354,085	333,998	331,064	312,280	338,110	318,927	361,580	341,091	379,416	357,918	376,993	355,632	354,314	334,236
5-9	337,000	319,000	354,248	332,906	387,376	364,061	353,171	333,160	330,205	311,485	337,471	318,373	360,934	340,534	378,771	357,364	376,373	355,098
10-14	288,000	273,000	327,773	308,861	353,447	332,239	386,554	363,382	352,422	332,531	329,646	311,047	336,924	317,946	360,380	340,104	378,219	356,936
15-19	278,000	265,000	279,683	264,924	326,206	308,041	351,847	331,410	384,899	362,533	351,070	331,883	328,432	310,462	335,742	317,376	359,180	339,529
20-24	296,000	286,000	255,691	244,293	277,427	263,698	323,776	306,758	349,371	330,116	382,674	361,530	349,099	330,974	326,644	309,622	333,995	316,555
25-29	348,000	342,000	263,984	254,479	253,263	242,693	274,953	262,087	321,134	305,081	347,159	328,907	380,392	360,298	347,058	329,844	324,776	308,567
30-34	293,000	294,000	323,593	320,032	261,505	252,941	250,943	241,244	272,580	260,621	318,919	303,857	344,894	327,668	378,047	359,027	344,979	328,701
35-39	245,000	253,000	276,398	280,426	320,241	318,023	258,831	251,347	248,465	239,770	270,254	259,312	316,358	302,436	342,267	326,224	375,319	357,539
40-44	186,000	196,000	232,692	243,551	272,412	278,010	315,881	315,454	255,416	249,369	245,464	238,080	267,158	257,590	312,928	300,551	338,744	324,306
45-49	150,000	150,000	175,899	188,425	227,605	240,453	266,772	274,685	309,679	311,899	250,702	246,753	241,153	235,716	262,699	255,176	307,974	297,898
50-54	133,000	111,000	140,378	143,141	169,854	184,824	220,199	236,140	258,529	270,037	300,667	306,980	243,753	243,067	234,790	232,383	256,110	251,768
55-59	97,000	89,000	122,273	104,364	132,875	139,039	161,234	179,847	209,587	230,149	246,747	263,620	287,647	300,102	233,698	237,906	225,572	227,715
60-64	72,000	66,000	85,729	81,738	112,018	99,610	122,270	133,081	148,989	172,576	194,507	221,417	229,865	254,184	268,915	289,949	219,202	230,285
65-69	56,000	54,000	59,961	58,056	74,750	75,724	98,365	92,696	108,063	124,359	132,552	161,938	174,084	208,535	206,870	240,197	243,291	274,861
70-74	37,000	39,000	42,464	44,255	48,286	50,827	60,870	66,819	80,938	82,375	89,838	111,304	111,241	145,871	147,386	188,948	176,609	218,838
75-79	24,000	25,000	23,858	27,935	30,142	35,024	34,885	40,774	44,711	54,282	60,446	67,751	68,104	92,591	85,515	122,608	114,815	160,372
80-84	11,000	14,000	11,637	13,764	13,699	18,407	17,831	23,660	21,207	28,167	27,940	38,348	38,720	48,850	44,632	68,013	57,270	91,652
85-90	4,000	6,000	4,352	6,605	4,852	6,793	6,000	9,485	8,169	12,676	10,144	15,652	13,916	22,077	20,015	29,039	23,894	41,667
90-94	1,000	2,000	883	1,675	1,066	2,016	1,305	2,251	1,753	3,380	2,579	4,828	3,437	6,351	5,025	9,478	7,667	13,135
95-99	0	0	50	181	66	199	107	297	164	394	265	683	454	1,112	690	1,633	1,131	2,688
100+	0	0	0	0	0	0	0	0	0	3	0	15	6	47	22	111	52	217
totaal	3,224,000	3,132,000	3,369,915	3,284,571	3,621,175	3,546,618	3,836,859	3,776,854	4,044,392	4,000,730	4,260,624	4,233,369	4,475,987	4,464,328	4,669,088	4,671,185	4,819,486	4,832,563
		6,356,000		6,654,486		7,167,793		7,613,714		8,045,122		8,493,992		8,940,315		9,340,274		9,652,049
Libya	2010		2015		2020		2025		2030		2035		2040		2045		2050	
S2	men	women	men	women	men	women	men	women	men	women	men	women	men	women	men	women	men	women
0-4	368,000	348,000	377,282	354,501	333,038	314,098	290,434	273,237	264,279	247,894	262,186	246,632	268,090	252,915	263,792	249,573	245,294	232,835
5-9	337,000	319,000	354,264	332,913	375,923	353,169	325,601	305,971	276,906	258,308	257,394	240,334	261,913	246,414	274,419	260,032	276,734	264,034
10-14	288,000	273,000	327,787	308,867	353,217	331,950	370,808	347,629	316,507	295,918	272,245	253,201	257,126	240,142	266,009	251,118	282,874	269,626
15-19	278,000	265,000	279,716	264,932	326,068	307,827	348,183	327,380	362,493	339,543	311,990	291,712	271,466	252,850	259,983	243,599	272,436	258,349
20-24	296,000	286,000	255,734	244,302	276,897	263,096	313,453	296,532	325,912	306,678	350,599	328,901	310,738	291,231	280,780	262,503	279,739	263,334
25-29	348,000	342,000	264,029	254,490	252,437	241,760	259,427	246,144	281,743	265,140	309,370	290,677	349,182	328,271	324,696	306,083	310,056	292,813
30-34	293,000	294,000	323,656	320,051	260,957	252,330	239,277	229,993	236,055	224,709	269,330	254,055	307,906	289,933	358,625	337,844	345,332	326,119
35-39	245,000	253,000	276,470	280,449	320,021	317,712	251,537	244,793	223,683	217,010	227,531	217,810	267,637	253,106	313,035	294,921	370,542	348,747
40-44	186,000	196,000	232,782	243,581	272,395	277,863	311,535	311,555	239,925	235,813	216,987	211,995	225,401	216,568	269,752	255,447	319,399	300,837
45-49	150,000	150,000	176,006	188,462	227,754	240,406	264,161	272,129	300,191	303,301	233,112	231,035	213,796	210,122	225,332	217,327	272,360	258,575
50-54	133,000	111,000	140,515	143,183	170,120	184,833	218,709	234,294	252,577	263,946	290,396	296,925	227,632	227,910	211,313	209,445	225,143	218,721
55-59	97,000	89,000	122,461	104,412	133,270	139,085	160,417	178,367	205,903	225,394	240,800	256,455	279,657	290,842	221,523	225,245	208,003	209,099
60-64	72,000	66,000	85,942	81,798	112,604	99,686	121,977	131,820	146,651	168,547	191,465	215,913	226,684	248,036	265,864	283,483	213,208	221,914
65-69	56,000	54,000	60,195	58,126	75,385	75,849	98,606	91,579	106,732	120,798	131,149	157,419	174,181	204,365	208,917	237,122	247,682	273,231
70-74	37,000	39,000	42,730	44,350	48,948	50,991	61,221	65,883	80,554	79,204	89,676	107,577	112,943	143,025	152,808	188,304	186,114	221,025
75-79	24,000	25,000	24,103	28,043	30,814	35,248	35,220	39,959	44,389	51,560	61,366	64,723	70,828	90,855	91,839	123,546	127,003	165,365
80-84	11,000	14,000	11,848	13,866	14,200	18,625	18,055	22,982	20,709	25,781	28,508	36,099	42,034	47,951	50,894	69,991	68,458	97,858
85-90	4,000	6,000	4,476	6,686	5,195	6,991	6,654	9,876	8,998	12,756	10,916	14,936	15,814	21,759	24,409	29,961	30,844	45,235
90-94	1,000	2,000	934	1,717	1,207	2,126	1,581	2,444	2,257	3,753	3,358	5,234	4,435	6,569	6,924	10,181	11,446	14,848
95-99	0	0	63	196	95	228	167	356	279	492	483	884	843	1,409	1,271	1,982	2,230	3,401
100+	0	0	0	0	0	0	0	1	4	13	18	37	50	100	124	217	247	393
totaal	3,224,000	3,132,000	3,360,994	3,274,922	3,590,546	3,513,870	3,697,025	3,632,924	3,696,749	3,646,559	3,758,881	3,722,553	3,888,355	3,864,374	4,072,311	4,057,924	4,295,144	4,286,360
		6,356,000		6,635,916		7,104,416		7,329,949		7,343,308		7,481,434		7,752,728		8,130,235		8,581,503

Libya	2010		2015		2020		2025		2030		2035		2040		2045		2050	
S3	men	women	men	women	men	women	men	women	men	women	men	women	men	women	men	women	men	women
0-4	368,000	348,000	382,942	359,841	344,143	324,619	311,727	293,703	301,966	284,161	309,408	291,360	315,656	297,432	305,526	288,054	277,800	262,075
5-9	337,000	319,000	354,277	332,925	382,013	358,983	340,225	320,401	304,797	286,110	296,726	278,433	305,838	287,480	313,754	295,400	305,304	287,878
10-14	288,000	273,000	327,800	308,876	353,527	332,286	379,238	356,062	335,502	315,252	301,233	282,234	294,287	275,803	304,504	286,084	313,526	295,238
15-19	278,000	265,000	279,745	264,946	326,364	308,103	350,466	329,763	374,556	351,789	331,935	312,021	298,724	280,021	292,751	274,571	303,896	285,811
20-24	296,000	286,000	255,773	244,319	277,646	263,769	319,351	302,192	338,661	319,162	365,384	343,718	325,630	306,567	295,215	277,159	291,930	274,259
25-29	348,000	342,000	264,070	254,510	253,489	242,770	268,304	255,030	302,871	286,226	326,018	307,065	356,555	335,477	320,830	302,277	294,381	276,793
30-34	293,000	294,000	323,714	320,084	261,766	253,044	246,260	236,562	255,994	244,003	293,277	277,776	319,207	301,224	352,504	332,233	319,769	301,742
35-39	245,000	253,000	276,535	280,491	320,646	318,206	256,167	248,783	237,707	229,655	249,271	238,655	288,234	273,902	315,922	298,866	350,955	331,377
40-44	186,000	196,000	232,863	243,637	272,908	278,251	314,785	314,185	249,206	243,637	232,264	225,671	245,051	235,665	285,035	271,791	313,855	297,690
45-49	150,000	150,000	176,102	188,528	228,247	240,775	266,628	274,107	306,905	308,788	243,468	239,727	227,831	222,721	241,507	233,443	282,102	270,132
50-54	133,000	111,000	140,638	143,261	170,620	185,205	220,834	236,027	257,851	268,320	298,411	303,419	237,466	236,008	223,133	219,930	237,530	231,260
55-59	97,000	89,000	122,631	104,498	133,830	139,476	162,368	180,000	210,537	229,366	247,504	261,935	288,078	297,335	230,220	231,897	217,341	216,813
60-64	72,000	66,000	86,134	81,907	113,307	100,108	123,951	133,461	150,928	172,379	197,718	221,192	234,303	253,907	274,572	289,490	220,715	226,620
65-69	56,000	54,000	60,407	58,255	76,113	76,347	100,782	93,263	110,938	124,657	137,010	162,683	181,696	210,459	217,462	243,137	257,032	278,722
70-74	37,000	39,000	42,971	44,523	49,690	51,550	63,308	67,716	84,957	83,103	95,395	112,964	119,975	149,369	161,590	195,298	195,938	227,582
75-79	24,000	25,000	24,326	28,241	31,557	35,911	37,146	41,828	48,318	55,574	67,105	70,007	77,419	97,325	99,730	131,023	137,106	173,841
80-84	11,000	14,000	12,039	14,054	14,780	19,262	19,736	24,855	23,956	29,465	33,005	41,101	48,076	53,780	57,609	77,194	76,704	106,624
85-90	4,000	6,000	4,590	6,835	5,521	7,377	7,364	10,788	10,580	14,751	13,702	18,419	19,995	26,914	30,641	36,710	38,412	54,654
90-94	1,000	2,000	981	1,793	1,344	2,345	1,872	2,850	2,827	4,618	4,520	6,908	6,421	9,332	10,153	14,615	16,693	21,175
95-99	0	0	76	223	124	287	237	488	423	729	776	1,395	1,455	2,398	2,357	3,644	4,168	6,305
100+	0	0	0	0	0	0	3	13	18	47	55	112	147	291	361	648	744	1,231
totaal	3,224,000	3,132,000	3,368,615	3,281,746	3,617,637	3,538,676	3,790,751	3,722,076	3,909,497	3,851,795	4,044,185	3,996,794	4,192,043	4,153,411	4,335,375	4,303,465	4,455,899	4,427,822
		6,356,000		6,650,361		7,156,312		7,512,827		7,761,291		8,040,979		8,345,454		8,638,840		8,883,721
Libya	2010		2015		2020		2025		2030		2035		2040		2045		2050	
S4	men	women	men	women	men	women	men	women	men	women	men	women	men	women	men	women	men	women
0-4	368,000	348,000	393,958	370,233	342,547	321,732	294,845	276,730	284,908	267,356	301,623	283,125	316,463	297,125	307,391	288,566	271,211	254,434
5-9	337,000	319,000	354,234	332,894	380,166	355,112	328,849	306,684	281,231	261,747	271,320	252,393	288,021	268,152	302,851	282,146	293,802	273,606
10-14	288,000	273,000	327,760	308,851	344,981	322,740	370,887	344,942	319,661	296,578	272,125	251,698	262,238	242,362	278,925	258,112	293,745	272,100
15-19	278,000	265,000	279,652	264,908	319,273	300,703	336,456	314,582	362,292	336,760	311,309	288,503	263,989	243,718	254,166	234,410	270,816	250,146
20-24	296,000	286,000	255,650	244,276	257,335	244,202	296,763	279,931	313,892	293,797	339,630	315,945	288,975	267,811	241,949	223,136	232,211	213,860
25-29	348,000	342,000	263,941	254,458	223,882	212,871	225,594	212,815	264,829	248,467	281,902	262,317	307,539	284,431	257,202	236,433	210,460	191,880
30-34	293,000	294,000	323,532	319,998	240,137	232,815	200,402	191,403	202,139	191,368	241,150	226,918	258,155	240,745	283,675	262,811	233,693	214,989
35-39	245,000	253,000	276,330	280,382	306,644	306,284	224,094	219,606	184,771	178,439	186,536	178,430	225,255	213,835	242,168	227,626	267,533	249,624
40-44	186,000	196,000	232,607	243,493	263,584	270,708	293,576	296,466	212,237	210,531	173,502	169,722	175,303	169,750	213,598	204,937	230,375	218,677
45-49	150,000	150,000	175,798	188,356	221,480	235,314	251,914	262,276	281,413	287,815	201,895	202,987	164,041	162,712	165,892	162,792	203,542	197,654
50-54	133,000	111,000	140,249	143,060	165,272	180,750	209,532	226,916	239,129	253,503	267,868	278,716	191,115	195,511	154,599	156,016	156,518	156,174
55-59	97,000	89,000	122,095	104,275	129,130	135,480	152,988	172,202	195,131	217,221	223,473	243,259	251,069	267,996	178,397	187,128	143,849	148,761
60-64	72,000	66,000	85,528	81,625	108,645	96,295	115,332	126,200	137,467	161,450	176,494	204,723	202,970	229,918	228,857	253,918	162,129	176,589
65-69	56,000	54,000	59,739	57,922	71,697	72,488	92,067	86,229	98,230	114,157	117,957	147,166	152,650	187,775	176,493	211,666	199,953	234,539
70-74	37,000	39,000	42,213	44,076	45,458	47,672	55,315	60,589	72,058	72,875	77,454	97,731	93,952	127,246	122,872	163,693	143,134	185,527
75-79	24,000	25,000	23,628	27,731	27,512	31,911	30,063	34,975	37,355	45,467	49,706	55,584	54,042	75,920	66,538	100,263	88,358	130,550
80-84	11,000	14,000	11,441	13,571	11,439	15,530	13,840	18,477	15,535	20,749	20,044	28,038	27,672	35,231	30,677	49,572	38,720	67,011
85-90	4,000	6,000	4,236	6,452	4,532	6,405	4,652	7,499	5,774	9,121	6,643	10,463	8,777	14,432	12,400	18,500	14,056	26,557
90-94	1,000	2,000	836	1,598	938	1,803	1,057	1,873	1,141	2,289	1,484	2,901	1,786	3,460	2,463	4,955	3,624	6,591
95-99	0	0	37	153	42	145	59	189	80	222	101	304	149	425	202	555	310	866
100+	0	0	0	0	0	0	0	0	0	0	0	0	0	0	0	0	0	6
totaal	3,224,000	3,132,000	3,373,464	3,288,313	3,464,696	3,390,960	3,498,286	3,440,585	3,509,273	3,469,912	3,522,213	3,500,923	3,534,164	3,528,554	3,521,316	3,527,238	3,458,037	3,470,139
		6,356,000		6,661,777		6,855,657		6,938,871		6,979,185		7,023,136		7,062,718		7,048,554		6,928,176

Morocco	2010		2015		2020		2025		2030		2035		2040		2045		2050	
S1	men	women	men	women	men	women	men	women	men	women	men	women	men	women	men	women	men	women
0-4	1,545,000	1,476,000	1,734,430	1,634,050	1,720,995	1,621,643	1,651,444	1,556,385	1,563,264	1,473,575	1,508,832	1,422,224	1,519,858	1,432,626	1,550,883	1,461,895	1,530,312	1,442,488
5-9	1,490,000	1,424,000	1,519,471	1,450,178	1,710,996	1,610,812	1,701,141	1,602,261	1,635,533	1,541,177	1,547,822	1,458,657	1,493,733	1,407,528	1,504,919	1,418,036	1,536,052	1,447,382
10-14	1,538,000	1,475,000	1,472,550	1,406,870	1,503,755	1,434,948	1,697,159	1,597,920	1,689,831	1,592,082	1,624,555	1,531,167	1,537,198	1,448,833	1,483,374	1,397,839	1,494,683	1,408,414
15-19	1,597,000	1,558,000	1,518,575	1,460,491	1,455,177	1,394,044	1,488,342	1,424,089	1,683,047	1,588,923	1,676,133	1,583,231	1,611,497	1,522,541	1,524,839	1,440,441	1,471,531	1,389,624
20-24	1,536,000	1,577,000	1,554,436	1,523,111	1,480,855	1,429,788	1,423,431	1,368,683	1,462,292	1,404,158	1,656,320	1,568,817	1,649,870	1,563,305	1,585,977	1,502,879	1,500,117	1,421,063
25-29	1,405,000	1,529,000	1,479,937	1,524,517	1,504,345	1,476,799	1,439,127	1,391,654	1,390,412	1,339,085	1,429,425	1,374,657	1,622,858	1,539,111	1,616,811	1,533,808	1,553,553	1,473,703
30-34	1,147,000	1,308,000	1,361,977	1,490,502	1,440,967	1,490,245	1,471,124	1,448,199	1,412,510	1,369,153	1,364,433	1,317,022	1,403,588	1,352,726	1,596,421	1,516,907	1,590,777	1,511,872
35-39	1,013,000	1,183,000	1,116,036	1,281,663	1,332,320	1,465,774	1,414,653	1,468,949	1,448,773	1,430,717	1,391,062	1,352,431	1,343,750	1,300,894	1,383,083	1,336,756	1,575,179	1,500,577
40-44	901,000	1,012,000	986,570	1,161,107	1,090,599	1,260,850	1,307,218	1,445,886	1,391,711	1,451,603	1,426,195	1,414,218	1,369,749	1,337,018	1,323,537	1,286,292	1,363,118	1,322,385
45-49	824,000	919,000	873,082	990,128	958,913	1,138,932	1,063,345	1,239,485	1,278,601	1,424,497	1,362,735	1,431,029	1,397,747	1,394,916	1,343,282	1,319,275	1,298,771	1,269,752
50-54	835,000	820,000	788,808	893,173	838,342	964,581	923,826	1,112,523	1,027,649	1,213,417	1,238,198	1,396,372	1,321,695	1,404,125	1,357,540	1,369,802	1,306,152	1,296,442
55-59	617,000	597,000	781,976	787,062	741,041	859,901	790,721	931,435	874,819	1,077,504	975,801	1,177,269	1,178,971	1,357,245	1,261,458	1,366,686	1,298,498	1,334,999
60-64	428,000	439,000	557,040	559,788	710,707	742,202	676,772	814,287	726,016	885,456	806,593	1,027,258	903,239	1,125,362	1,095,679	1,300,720	1,176,497	1,312,646
65-69	290,000	331,000	363,387	393,680	477,858	506,292	615,289	676,530	590,281	746,752	637,370	815,750	712,520	950,843	802,760	1,045,984	979,631	1,213,975
70-74	240,000	307,000	222,140	272,904	282,856	328,881	377,565	428,451	492,718	579,105	477,530	644,515	520,795	709,800	587,974	833,675	668,724	923,719
75-79	153,000	178,000	155,473	217,771	146,877	196,959	191,748	242,632	261,891	322,598	348,230	443,190	342,932	500,643	380,106	558,891	435,878	665,252
80-84	81,000	112,000	73,853	95,638	78,051	122,047	76,480	114,092	104,119	145,895	147,063	199,905	201,534	282,715	203,855	327,389	231,978	374,291
85-90	22,000	28,000	25,728	40,239	24,983	36,522	27,991	49,359	29,004	48,679	41,608	65,383	61,661	93,972	88,498	138,757	93,496	167,455
90-94	5,000	7,000	2,894	4,312	3,967	7,222	4,415	7,493	5,591	11,390	6,459	12,450	10,195	18,408	16,510	28,771	25,690	45,926
95-99	0	1,000	0	0	0	0	22	135	130	341	299	820	497	1,240	1,030	2,323	2,067	4,409
100+	0	0	0	0	0	0	0	0	0	0	0	0	0	0	0	0	0	0
totaal	15,667,000	16,281,000	16,588,363	17,187,186	17,503,603	18,088,442	18,341,813	18,920,450	19,068,191	19,646,107	19,666,663	20,236,367	20,203,885	20,743,850	20,708,535	21,187,126	21,132,704	21,526,371
		31,948,000		33,775,549		35,592,045		37,262,263		38,714,297		39,903,030		40,947,736		41,895,661		42,659,075
Morocco	2010		2015		2020		2025		2030		2035		2040		2045		2050	
S2	men	women	men	women	men	women	men	women	men	women	men	women	men	women	men	women	men	women
0-4	1,545,000	1,476,000	1,687,776	1,590,037	1,599,506	1,505,093	1,461,552	1,375,783	1,323,646	1,246,518	1,241,358	1,170,190	1,219,983	1,151,328	1,204,763	1,138,273	1,144,544	1,082,764
5-9	1,490,000	1,424,000	1,519,714	1,450,328	1,647,102	1,547,289	1,567,225	1,471,358	1,437,709	1,351,071	1,312,466	1,235,577	1,242,648	1,172,901	1,233,583	1,167,595	1,230,637	1,168,073
10-14	1,538,000	1,475,000	1,472,738	1,406,966	1,492,546	1,421,999	1,625,085	1,524,755	1,550,782	1,454,793	1,429,724	1,343,693	1,312,863	1,237,345	1,251,291	1,183,749	1,250,358	1,187,466
15-19	1,597,000	1,558,000	1,518,974	1,460,627	1,446,482	1,384,148	1,470,994	1,403,805	1,607,767	1,511,047	1,540,803	1,448,266	1,427,126	1,344,351	1,317,515	1,245,143	1,262,944	1,198,605
20-24	1,536,000	1,577,000	1,554,934	1,523,291	1,454,116	1,402,952	1,394,890	1,338,689	1,432,085	1,370,338	1,587,798	1,496,016	1,540,623	1,451,915	1,446,799	1,366,695	1,356,904	1,286,131
25-29	1,405,000	1,529,000	1,480,370	1,524,749	1,464,597	1,435,632	1,382,708	1,333,995	1,342,095	1,288,215	1,407,354	1,348,196	1,590,697	1,502,027	1,571,867	1,486,372	1,506,453	1,429,619
30-34	1,147,000	1,308,000	1,362,401	1,490,807	1,412,432	1,462,914	1,410,348	1,386,767	1,342,389	1,298,027	1,322,613	1,271,698	1,408,227	1,350,816	1,611,531	1,523,585	1,613,366	1,527,230
35-39	1,013,000	1,183,000	1,116,482	1,282,030	1,314,946	1,450,579	1,373,656	1,430,598	1,380,562	1,362,461	1,326,421	1,285,602	1,320,089	1,270,819	1,418,613	1,361,105	1,634,382	1,544,798
40-44	901,000	1,012,000	987,165	1,161,601	1,080,244	1,252,223	1,283,051	1,424,904	1,347,651	1,410,352	1,363,780	1,350,236	1,319,214	1,281,269	1,321,978	1,273,952	1,428,883	1,371,207
45-49	824,000	919,000	873,951	990,788	953,169	1,133,964	1,049,861	1,227,965	1,254,840	1,403,284	1,325,863	1,394,910	1,349,002	1,341,152	1,312,003	1,278,394	1,321,635	1,276,697
50-54	835,000	820,000	790,128	894,099	835,968	961,783	917,950	1,106,698	1,017,221	1,203,463	1,224,044	1,381,903	1,300,267	1,379,151	1,329,535	1,331,309	1,299,518	1,274,270
55-59	617,000	597,000	784,168	788,355	741,680	858,919	790,964	929,368	875,063	1,075,314	977,275	1,175,765	1,183,798	1,356,465	1,264,730	1,359,539	1,300,108	1,319,950
60-64	428,000	439,000	559,548	561,285	715,008	743,043	682,679	816,040	735,267	889,154	821,774	1,036,489	925,932	1,140,366	1,130,001	1,322,563	1,215,457	1,332,228
65-69	290,000	331,000	366,056	395,526	483,428	508,255	628,753	682,842	608,465	757,952	664,808	834,749	752,545	982,133	857,450	1,089,258	1,056,257	1,271,824
70-74	240,000	307,000	224,847	275,250	288,601	332,143	392,262	437,235	522,661	599,260	516,525	676,741	575,379	756,537	662,559	901,687	766,346	1,011,484
75-79	153,000	178,000	158,673	221,260	151,856	201,293	204,477	252,981	289,587	344,946	399,983	487,936	407,434	565,243	466,380	646,191	550,010	785,068
80-84	81,000	112,000	76,566	98,549	82,852	128,038	85,038	123,688	123,352	165,671	186,305	239,381	270,830	354,453	288,513	426,793	343,406	504,648
85-90	22,000	28,000	27,477	42,592	29,205	41,760	34,981	59,691	39,310	62,636	61,792	90,400	100,174	139,404	155,131	218,720	174,878	277,272
90-94	5,000	7,000	3,415	4,975	5,556	9,685	7,253	11,566	10,302	19,391	13,357	23,334	23,699	37,782	42,672	64,359	72,429	110,113
95-99	0	1,000	0	0	109	209	447	917	941	1,695	1,843	3,863	3,034	5,841	6,510	11,350	13,709	22,469
100+	0	0	0	0	0	0	0	0	0	0	30	74	153	383	420	938	1,259	2,499
totaal	15,667,000	16,281,000	16,565,382	17,163,114	17,199,402	17,781,921	17,764,174	18,339,644	18,241,694	18,815,587	18,725,916	19,295,019	19,273,717	19,821,682	19,893,843	20,397,567	20,543,483	20,982,415
		31,948,000		33,728,496		34,981,323		36,103,818		37,057,281		38,020,935		39,095,399		40,291,410		41,525,898

Morocco	2010		2015		2020		2025		2030		2035		2040		2045		2050	
S3	men	women	men	women	men	women	men	women	men	women	men	women	men	women	men	women	men	women
0-4	1,545,000	1,476,000	1,715,977	1,616,642	1,684,011	1,586,752	1,598,369	1,506,375	1,496,451	1,410,644	1,429,828	1,348,067	1,423,843	1,342,697	1,431,775	1,350,455	1,390,343	1,311,644
5-9	1,490,000	1,424,000	1,519,826	1,450,411	1,693,346	1,593,908	1,665,857	1,568,706	1,584,736	1,493,034	1,485,965	1,400,499	1,422,339	1,341,031	1,419,198	1,338,673	1,429,917	1,349,407
10-14	1,538,000	1,475,000	1,472,825	1,407,018	1,504,640	1,435,458	1,680,753	1,581,881	1,656,246	1,559,766	1,577,271	1,486,216	1,480,603	1,395,781	1,418,974	1,338,357	1,417,719	1,337,989
15-19	1,597,000	1,558,000	1,519,159	1,460,702	1,456,507	1,394,562	1,491,034	1,425,444	1,669,298	1,574,148	1,646,942	1,553,753	1,570,173	1,481,939	1,475,632	1,393,207	1,415,934	1,337,420
20-24	1,536,000	1,577,000	1,555,165	1,523,391	1,482,744	1,430,482	1,427,396	1,370,703	1,468,644	1,407,728	1,650,978	1,560,390	1,633,443	1,544,174	1,561,555	1,476,547	1,471,805	1,391,968
25-29	1,405,000	1,529,000	1,480,571	1,524,878	1,506,284	1,477,720	1,443,926	1,394,503	1,398,413	1,344,247	1,446,022	1,387,489	1,634,253	1,546,178	1,623,218	1,536,223	1,557,872	1,474,871
30-34	1,147,000	1,308,000	1,362,598	1,490,975	1,442,834	1,491,474	1,475,755	1,451,175	1,420,913	1,374,806	1,380,522	1,329,131	1,432,835	1,376,691	1,625,338	1,539,462	1,619,135	1,533,869
35-39	1,013,000	1,183,000	1,116,689	1,282,234	1,334,405	1,467,444	1,419,278	1,472,351	1,457,099	1,436,513	1,406,130	1,363,386	1,369,390	1,320,736	1,424,882	1,370,976	1,620,070	1,536,143
40-44	901,000	1,012,000	987,440	1,161,876	1,093,057	1,262,954	1,312,693	1,450,300	1,400,899	1,458,509	1,441,520	1,425,292	1,393,830	1,354,794	1,360,073	1,314,457	1,417,919	1,366,570
45-49	824,000	919,000	874,354	991,153	962,402	1,141,863	1,070,101	1,245,054	1,290,472	1,433,842	1,380,861	1,444,544	1,424,187	1,413,946	1,379,892	1,346,029	1,349,093	1,307,853
50-54	835,000	820,000	790,741	894,612	843,452	968,451	933,376	1,120,147	1,042,747	1,225,309	1,262,404	1,414,735	1,355,080	1,428,251	1,401,458	1,400,565	1,361,207	1,335,519
55-59	617,000	597,000	785,187	789,073	748,629	865,348	804,332	941,424	895,962	1,093,829	1,006,429	1,200,654	1,224,400	1,390,581	1,319,175	1,407,564	1,369,808	1,383,277
60-64	428,000	439,000	560,715	562,117	722,531	749,812	695,771	828,296	754,660	906,872	847,517	1,059,303	958,896	1,168,107	1,174,018	1,358,253	1,272,316	1,379,330
65-69	290,000	331,000	367,301	396,553	490,821	515,253	643,489	696,355	628,467	777,249	690,333	858,315	784,055	1,010,345	895,930	1,121,401	1,106,407	1,311,223
70-74	240,000	307,000	226,113	276,559	295,605	339,497	406,336	451,144	545,743	621,462	543,740	704,196	608,126	788,128	701,775	938,472	813,084	1,051,860
75-79	153,000	178,000	160,176	223,215	158,134	208,888	216,674	266,751	310,117	366,825	430,910	519,707	441,985	603,235	597,279	689,152	598,717	835,142
80-84	81,000	112,000	77,847	100,190	88,695	136,128	94,328	135,964	138,633	184,668	210,292	267,144	307,036	395,398	328,563	475,935	391,284	560,776
85-90	22,000	28,000	28,309	43,928	31,268	44,677	40,064	67,754	47,141	74,363	75,622	109,399	123,778	169,763	193,093	266,663	218,776	337,598
90-94	5,000	7,000	3,665	5,354	6,370	11,121	8,826	14,048	13,557	25,347	18,521	32,016	33,674	53,078	61,290	90,928	104,599	155,119
95-99	0	1,000	0	29	205	371	742	1,503	1,565	2,823	3,221	6,708	5,493	10,492	11,916	20,553	25,023	40,253
100+	0	0	0	0	0	0	0	0	22	68	147	325	522	1,267	1,305	2,884	3,659	7,199
totaal	15,667,000	16,281,000	16,604,658	17,200,909	17,545,938	18,122,164	18,429,101	18,989,880	19,221,786	19,772,052	19,935,175	20,471,270	20,627,940	21,136,611	21,316,878	21,776,645	21,954,686	22,345,030
		31,948,000		33,805,567		35,668,102		37,418,981		38,993,838		40,406,445		41,764,551		43,093,523		44,299,716
Morocco	2010		2015		2020		2025		2030		2035		2040		2045		2050	
S4	men	women	men	women	men	women	men	women	men	women	men	women	men	women	men	women	men	women
0-4	1,545,000	1,476,000	1,761,093	1,659,203	1,758,976	1,656,406	1,689,122	1,590,505	1,593,987	1,500,755	1,541,656	1,451,386	1,572,578	1,480,558	1,637,550	1,541,853	1,647,619	1,551,352
5-9	1,490,000	1,424,000	1,519,345	1,450,094	1,727,436	1,624,749	1,725,461	1,622,051	1,655,960	1,556,377	1,561,245	1,466,888	1,509,193	1,417,692	1,540,131	1,446,881	1,605,022	1,508,136
10-14	1,538,000	1,475,000	1,472,451	1,406,817	1,496,925	1,427,430	1,704,563	1,601,898	1,702,696	1,599,264	1,633,471	1,533,732	1,539,088	1,444,410	1,487,248	1,395,323	1,518,197	1,424,523
15-19	1,597,000	1,558,000	1,518,367	1,460,415	1,449,411	1,388,202	1,473,937	1,408,849	1,680,664	1,583,069	1,679,012	1,580,515	1,610,346	1,515,172	1,516,615	1,426,071	1,465,198	1,377,129
20-24	1,536,000	1,577,000	1,554,176	1,523,009	1,464,729	1,414,471	1,396,451	1,342,527	1,421,035	1,363,214	1,626,685	1,537,121	1,625,293	1,534,666	1,557,268	1,469,554	1,464,300	1,380,725
25-29	1,405,000	1,529,000	1,479,710	1,524,387	1,481,008	1,453,410	1,392,303	1,345,331	1,324,616	1,273,714	1,349,242	1,294,442	1,553,944	1,467,958	1,552,763	1,465,621	1,485,298	1,400,792
30-34	1,147,000	1,308,000	1,361,756	1,490,331	1,423,867	1,474,262	1,425,371	1,403,749	1,337,427	1,296,263	1,270,344	1,225,065	1,295,014	1,245,842	1,498,717	1,418,840	1,497,748	1,416,652
35-39	1,013,000	1,183,000	1,115,802	1,281,457	1,321,218	1,456,159	1,383,078	1,440,419	1,384,833	1,370,533	1,297,832	1,263,842	1,231,507	1,193,211	1,256,215	1,214,048	1,458,660	1,386,335
40-44	901,000	1,012,000	986,260	1,160,828	1,083,096	1,254,538	1,286,304	1,428,030	1,347,789	1,412,759	1,349,902	1,343,758	1,264,284	1,238,210	1,199,041	1,168,390	1,223,795	1,189,311
45-49	824,000	919,000	872,628	989,756	953,205	1,134,026	1,048,540	1,226,897	1,248,221	1,398,558	1,309,096	1,383,965	1,311,790	1,316,292	1,228,333	1,212,462	1,164,800	1,143,859
50-54	835,000	820,000	788,119	892,651	833,315	960,180	911,841	1,101,990	1,004,748	1,193,597	1,198,760	1,362,489	1,258,672	1,348,893	1,262,221	1,283,188	1,182,201	1,181,909
55-59	617,000	597,000	780,832	786,334	735,882	855,341	779,544	921,435	854,806	1,059,526	943,854	1,149,167	1,128,985	1,313,866	1,187,245	1,301,743	1,192,072	1,238,974
60-64	428,000	439,000	555,734	558,945	704,511	737,060	665,058	803,519	706,373	867,382	776,762	999,718	860,137	1,086,313	1,032,072	1,244,572	1,087,770	1,234,623
65-69	290,000	331,000	361,999	392,643	471,576	500,794	601,312	664,056	569,324	726,346	607,071	786,456	670,411	909,520	745,345	991,118	898,226	1,138,965
70-74	240,000	307,000	220,736	271,589	276,888	322,933	364,206	415,447	468,337	555,346	445,675	610,664	478,274	664,538	531,504	772,674	594,551	845,989
75-79	153,000	178,000	153,820	215,823	141,647	190,742	180,495	229,857	241,026	299,833	314,062	405,895	301,563	450,447	326,852	494,506	366,912	580,251
80-84	81,000	112,000	72,461	94,023	73,284	115,365	68,398	103,155	89,679	127,369	123,006	170,193	164,139	235,581	159,947	265,793	176,350	296,415
85-90	22,000	28,000	24,836	38,943	23,008	33,741	24,028	42,757	23,132	39,438	31,251	50,118	44,182	68,859	60,624	97,915	60,695	113,384
90-94	5,000	7,000	2,630	3,950	3,264	5,979	3,284	5,627	3,703	7,696	3,827	7,598	5,542	10,292	8,336	15,014	12,125	22,587
95-99	0	1,000	0	0	0	0	0	0	0	0	0	43	24	143	99	331	248	682
100+	0	0	0	0	0	0	0	0	0	0	0	0	0	0	0	0	0	0
totaal	15,667,000	16,281,000	16,602,755	17,201,197	17,423,244	18,005,788	18,123,297	18,698,101	18,658,357	19,231,039	19,062,752	19,623,056	19,424,966	19,942,464	19,788,126	20,225,897	20,101,788	20,432,593
		31,948,000		33,803,952		35,429,032		36,821,397		37,889,396		38,685,808		39,367,430		40,014,023		40,534,381

Syria	2010		2015		2020		2025		2030		2035		2040		2045		2050	
	men	women	men	women	men	women	men	women	men	women	men	women	men	women	men	women	men	women
0-4	1,280,000	1,214,000	1,367,143	1,301,305	1,481,724	1,410,829	1,563,409	1,488,750	1,588,742	1,512,877	1,580,965	1,505,470	1,586,540	1,510,780	1,605,614	1,528,946	1,606,881	1,530,152
5-9	1,336,000	1,247,000	1,270,969	1,204,549	1,361,993	1,296,182	1,477,751	1,407,042	1,559,431	1,484,965	1,584,830	1,509,149	1,577,152	1,501,829	1,582,807	1,507,207	1,601,945	1,525,427
10-14	1,255,000	1,201,000	1,329,384	1,240,226	1,267,111	1,200,799	1,358,918	1,293,325	1,474,622	1,404,149	1,556,297	1,482,073	1,581,755	1,506,312	1,574,168	1,499,068	1,579,899	1,504,508
15-19	1,170,000	1,080,000	1,246,419	1,194,225	1,322,865	1,235,747	1,261,698	1,197,245	1,353,422	1,289,724	1,468,989	1,400,481	1,550,646	1,478,413	1,576,255	1,502,746	1,568,908	1,495,641
20-24	996,000	920,000	1,152,620	1,066,122	1,235,080	1,186,171	1,313,399	1,229,640	1,252,815	1,191,383	1,344,429	1,283,809	1,459,808	1,394,494	1,541,441	1,472,428	1,567,253	1,496,870
25-29	814,000	845,000	974,214	900,328	1,139,272	1,055,293	1,224,451	1,178,057	1,302,707	1,221,587	1,242,681	1,183,600	1,334,182	1,275,972	1,449,379	1,386,572	1,530,992	1,464,509
30-34	673,000	698,000	797,004	830,147	963,032	891,588	1,129,504	1,048,106	1,214,547	1,170,646	1,292,730	1,214,253	1,233,310	1,176,612	1,324,684	1,268,908	1,439,685	1,379,399
35-39	585,000	604,000	659,973	687,072	787,389	822,225	953,791	884,712	1,119,450	1,040,664	1,204,320	1,162,885	1,282,402	1,206,610	1,223,736	1,169,448	1,314,956	1,261,634
40-44	536,000	548,000	573,128	594,080	650,212	678,884	777,436	813,888	942,541	876,239	1,107,059	1,031,361	1,191,670	1,153,127	1,269,605	1,197,006	1,212,002	1,160,543
45-49	422,000	412,000	522,699	536,967	561,426	584,335	638,258	668,926	763,975	802,690	927,170	864,840	1,089,991	1,018,772	1,174,212	1,139,850	1,251,938	1,183,946
50-54	366,000	371,000	407,118	400,413	506,859	524,336	545,659	571,724	621,267	655,304	744,731	787,295	905,048	849,177	1,065,323	1,001,374	1,148,964	1,121,457
55-59	313,000	325,000	347,205	356,657	388,315	386,788	485,037	507,962	523,323	554,827	597,122	637,004	717,250	766,585	873,339	828,034	1,029,891	977,827
60-64	208,000	189,000	288,731	306,217	322,470	338,099	362,263	368,034	454,146	484,736	491,615	530,804	562,697	610,964	677,930	736,964	827,858	797,737
65-69	145,000	148,000	183,597	172,139	257,580	282,016	289,557	313,079	327,064	342,217	412,190	452,606	448,330	497,528	515,511	574,699	623,860	695,571
70-74	104,000	121,000	119,281	127,163	153,398	150,095	217,512	248,381	246,613	277,644	280,828	305,464	356,647	406,667	390,696	449,629	452,376	522,250
75-79	68,000	86,000	76,571	94,218	89,874	101,149	117,516	121,218	168,995	203,150	194,078	229,584	223,659	255,299	287,318	343,299	318,199	383,073
80-84	40,000	48,000	41,594	55,287	48,651	63,381	58,657	69,802	78,465	85,417	115,301	146,143	134,999	168,286	158,451	190,353	207,215	260,201
85-90	16,000	19,000	19,254	24,130	20,806	29,183	25,234	34,420	31,503	39,238	43,546	49,598	65,960	87,579	79,473	103,775	95,887	120,585
90-94	4,000	5,000	5,135	6,084	6,605	8,321	7,591	10,774	9,759	13,515	12,861	16,310	18,677	21,773	29,624	40,373	37,297	50,067
95-99	1,000	1,000	633	679	937	991	1,364	1,581	1,752	2,330	2,486	3,275	3,576	4,387	5,622	6,410	9,601	12,896
100+	0	0	6	0	20	0	53	23	115	81	198	187	352	367	611	633	1,124	1,128
totaal	10,332,000	10,082,000	11,382,678	11,098,509	12,565,618	12,246,414	13,809,056	13,456,688	15,035,252	14,653,383	16,204,425	15,796,189	17,324,650	16,891,534	18,405,799	17,947,721	19,426,731	18,945,421
		20,414,000		22,481,186		24,812,032		27,265,744		29,688,635		32,000,615		34,216,184		36,353,520		38,372,152
Syria	2010		2015		2020		2025		2030		2035		2040		2045		2050	
S2	men	women	men	women	men	women	men	women	men	women	men	women	men	women	men	women	men	women
0-4	1,280,000	1,214,000	1,327,448	1,263,500	1,386,729	1,320,021	1,402,334	1,334,852	1,357,851	1,292,455	1,283,734	1,222,630	1,210,459	1,153,607	1,139,495	1,086,699	1,045,117	997,664
5-9	1,336,000	1,247,000	1,270,975	1,204,569	1,319,071	1,254,794	1,378,061	1,311,006	1,393,431	1,325,568	1,356,551	1,291,592	1,290,058	1,230,201	1,224,395	1,169,598	1,160,940	1,111,098
10-14	1,255,000	1,201,000	1,329,390	1,240,246	1,264,954	1,198,411	1,312,874	1,248,442	1,371,677	1,304,454	1,392,042	1,324,620	1,360,210	1,296,284	1,298,786	1,240,542	1,238,181	1,185,580
15-19	1,170,000	1,080,000	1,246,435	1,194,262	1,321,135	1,233,953	1,256,999	1,192,189	1,304,821	1,242,104	1,367,676	1,302,438	1,392,207	1,326,983	1,364,678	1,303,089	1,307,617	1,251,816
20-24	996,000	920,000	1,152,640	1,066,163	1,229,979	1,181,269	1,304,170	1,220,594	1,240,152	1,178,636	1,299,759	1,239,995	1,374,342	1,311,757	1,410,760	1,347,795	1,395,304	1,335,472
25-29	814,000	845,000	974,231	900,367	1,131,775	1,047,733	1,208,341	1,162,014	1,281,791	1,200,727	1,235,479	1,176,480	1,312,249	1,255,300	1,403,951	1,344,507	1,457,651	1,398,071
30-34	673,000	698,000	797,020	830,196	957,605	886,546	1,114,065	1,033,127	1,190,039	1,146,785	1,275,887	1,197,365	1,242,552	1,185,171	1,331,715	1,275,734	1,435,778	1,376,677
35-39	585,000	604,000	659,991	687,133	783,989	819,407	943,403	875,491	1,098,820	1,021,365	1,182,543	1,141,627	1,276,104	1,199,139	1,251,219	1,194,135	1,348,120	1,291,474
40-44	536,000	548,000	573,151	594,162	648,066	677,269	770,915	808,670	928,930	864,592	1,088,375	1,014,029	1,176,906	1,138,143	1,275,245	1,199,977	1,256,180	1,199,693
45-49	422,000	412,000	522,732	537,082	560,020	583,368	634,070	665,826	755,384	796,088	915,065	854,906	1,076,359	1,006,296	1,167,901	1,132,769	1,269,226	1,197,665
50-54	366,000	371,000	407,159	400,543	505,906	523,768	542,865	569,798	615,709	651,392	737,425	782,457	896,882	843,474	1,058,247	995,724	1,151,612	1,123,668
55-59	313,000	325,000	347,260	356,829	387,629	386,404	483,118	506,787	519,609	552,476	592,765	634,931	713,267	765,897	870,626	828,687	1,030,356	980,946
60-64	208,000	189,000	288,804	306,450	321,973	337,951	360,863	367,241	451,642	483,564	489,140	530,595	561,375	613,184	678,793	742,887	831,833	807,151
65-69	145,000	148,000	183,669	172,344	257,226	282,098	288,551	312,802	325,282	341,608	411,031	454,026	448,764	501,956	518,644	583,740	630,768	710,774
70-74	104,000	121,000	119,355	127,416	153,086	150,111	216,803	248,664	245,414	278,028	280,424	307,660	358,387	413,368	395,343	461,383	461,040	540,915
75-79	68,000	86,000	76,647	94,535	89,591	101,295	116,873	121,275	168,217	204,469	194,300	233,236	225,948	262,691	292,990	357,784	327,789	404,638
80-84	40,000	48,000	41,662	56,122	48,385	63,655	58,064	70,033	77,728	86,064	115,879	150,768	137,628	177,017	163,989	204,437	216,942	283,845
85-90	16,000	19,000	19,305	24,383	20,948	29,894	25,297	35,455	31,469	40,622	43,602	51,866	67,096	94,131	82,102	114,138	100,667	135,881
90-94	4,000	5,000	5,159	6,205	6,681	8,692	7,746	11,547	9,932	14,710	13,073	18,005	19,068	24,417	30,780	46,782	39,413	59,663
95-99	1,000	1,000	640	714	959	1,091	1,416	1,817	1,838	2,788	2,611	4,029	3,760	5,506	5,949	8,216	10,355	17,167
100+	0	0	7	0	22	6	60	47	130	143	226	326	400	633	696	1,097	1,287	1,976
totaal	10,332,000	10,082,000	11,343,680	11,063,220	12,395,726	12,087,734	13,426,889	13,097,675	14,369,865	14,028,638	15,277,586	14,933,582	16,144,023	15,805,154	16,966,214	16,639,720	17,716,175	17,411,835
		20,414,000		22,406,900		24,483,461		26,524,564		28,398,503		30,211,168		31,949,177		33,605,934		35,128,010

Syria	2010		2015		2020		2025		2030		2035		2040		2045		2050	
	men	women	men	women	men	women	men	women	men	women	men	women	men	women	men	women	men	women
S3																		
0-4	1,280,000	1,214,000	1,344,742	1,279,970	1,431,487	1,362,985	1,478,403	1,407,651	1,465,505	1,395,351	1,415,390	1,347,715	1,367,351	1,302,055	1,321,181	1,258,176	1,252,753	1,193,098
5-9	1,336,000	1,247,000	1,271,020	1,204,607	1,339,726	1,274,986	1,426,343	1,357,872	1,473,183	1,402,446	1,461,322	1,391,267	1,412,267	1,344,766	1,365,271	1,300,223	1,320,127	1,257,447
10-14	1,255,000	1,201,000	1,329,436	1,240,284	1,267,257	1,200,960	1,335,900	1,271,272	1,422,442	1,354,083	1,469,947	1,399,394	1,458,801	1,388,987	1,410,483	1,343,268	1,364,208	1,299,494
15-19	1,170,000	1,080,000	1,246,551	1,194,332	1,323,185	1,236,010	1,261,453	1,196,888	1,330,118	1,267,194	1,417,208	1,350,584	1,465,364	1,396,531	1,455,005	1,386,818	1,407,521	1,341,815
20-24	996,000	920,000	1,152,789	1,066,238	1,235,558	1,186,518	1,312,055	1,228,130	1,250,765	1,189,090	1,320,974	1,260,855	1,409,546	1,345,690	1,459,333	1,393,139	1,450,762	1,384,997
25-29	814,000	845,000	974,359	900,442	1,139,766	1,055,657	1,222,226	1,175,546	1,298,471	1,216,975	1,239,884	1,180,365	1,312,268	1,254,323	1,402,976	1,341,329	1,455,021	1,391,014
30-34	673,000	698,000	797,143	830,287	963,497	891,984	1,128,204	1,046,744	1,210,461	1,166,353	1,288,316	1,209,405	1,231,890	1,174,609	1,305,887	1,250,081	1,398,149	1,338,585
35-39	585,000	604,000	660,125	687,246	787,872	822,755	953,376	884,421	1,117,391	1,038,753	1,200,658	1,159,120	1,279,568	1,203,273	1,224,890	1,169,822	1,299,951	1,246,247
40-44	536,000	548,000	573,323	594,315	650,786	679,558	777,684	814,470	942,157	876,203	1,106,052	1,030,618	1,189,984	1,151,404	1,269,649	1,196,436	1,216,642	1,164,230
45-49	422,000	412,000	522,977	537,296	562,189	585,235	639,093	670,117	764,867	804,253	928,419	866,526	1,091,648	1,020,702	1,176,074	1,141,687	1,256,321	1,187,593
50-54	366,000	371,000	407,463	400,787	507,951	525,573	547,177	573,577	623,326	657,987	747,853	791,380	909,715	854,184	1,071,675	1,007,786	1,156,455	1,128,835
55-59	313,000	325,000	347,668	357,150	389,638	388,150	487,456	510,631	526,717	558,713	602,059	642,744	724,539	775,022	883,788	838,341	1,043,649	991,045
60-64	208,000	189,000	289,344	306,885	324,215	339,948	365,259	371,098	459,312	490,355	498,773	538,722	627,695	622,082	692,089	752,593	847,337	816,488
65-69	145,000	148,000	184,207	172,726	259,770	284,433	293,441	317,269	333,130	348,523	422,169	463,534	461,538	512,118	533,300	594,315	648,134	722,247
70-74	104,000	121,000	119,908	127,887	155,459	152,210	222,200	253,914	254,040	286,202	291,809	317,563	373,761	426,334	412,620	474,815	480,979	555,076
75-79	68,000	86,000	77,213	95,128	91,799	103,561	121,536	125,725	177,212	213,832	206,363	245,053	240,985	276,052	313,453	375,639	350,816	423,454
80-84	40,000	48,000	42,171	56,750	50,356	66,053	61,906	74,391	84,632	93,212	127,275	163,544	152,188	192,390	182,139	221,779	242,170	308,188
85-90	16,000	19,000	19,688	24,857	22,001	31,355	27,671	38,657	35,705	45,844	51,015	60,126	79,818	109,993	99,032	134,257	122,516	160,068
90-94	4,000	5,000	5,338	6,431	7,254	9,465	8,837	13,213	12,025	17,801	16,652	22,800	25,327	32,049	41,978	62,288	54,821	80,305
95-99	1,000	1,000	689	780	1,123	1,305	1,795	2,355	2,514	3,882	3,857	5,997	5,919	8,647	9,872	13,438	17,729	28,542
100+	0	0	20	0	42	28	115	113	263	327	491	754	932	1,525	1,727	2,752	3,343	5,094
totaal	10,332,000	10,082,000	11,366,174	11,084,396	12,510,932	12,198,732	13,672,129	13,334,053	14,784,235	14,427,380	15,816,487	15,448,064	16,766,104	16,392,734	17,632,422	17,258,981	18,389,404	18,023,863
		20,414,000		22,450,570		24,709,664		27,006,182		29,211,615		31,264,550		33,158,838		34,891,403		36,413,267
Syria	2010		2015		2020		2025		2030		2035		2040		2045		2050	
S4	men	women	men	women	men	women	men	women	men	women	men	women	men	women	men	women	men	women
0-4	1,280,000	1,214,000	1,385,049	1,318,358	1,486,006	1,412,930	1,550,836	1,474,672	1,572,445	1,495,252	1,573,356	1,496,120	1,597,265	1,518,891	1,640,083	1,559,670	1,670,175	1,588,328
5-9	1,336,000	1,247,000	1,270,921	1,204,508	1,360,430	1,291,618	1,461,295	1,386,122	1,526,087	1,447,839	1,547,720	1,468,441	1,548,681	1,469,352	1,572,610	1,492,142	1,615,425	1,532,923
10-14	1,255,000	1,201,000	1,329,335	1,240,186	1,254,203	1,186,334	1,343,634	1,273,384	1,444,411	1,367,824	1,509,167	1,429,516	1,530,820	1,450,139	1,531,828	1,451,089	1,555,776	1,473,897
15-19	1,170,000	1,080,000	1,246,296	1,194,150	1,312,184	1,224,505	1,237,450	1,170,842	1,326,674	1,257,778	1,427,217	1,352,098	1,491,877	1,413,743	1,513,586	1,434,403	1,514,715	1,435,427
20-24	996,000	920,000	1,152,460	1,066,041	1,204,338	1,156,448	1,270,049	1,186,808	1,195,848	1,133,368	1,284,790	1,220,168	1,385,015	1,314,345	1,449,542	1,375,933	1,471,321	1,396,634
25-29	814,000	845,000	974,077	900,247	1,094,431	1,009,912	1,146,188	1,100,132	1,211,718	1,130,496	1,138,035	1,077,301	1,226,693	1,163,946	1,326,600	1,257,957	1,390,990	1,319,477
30-34	673,000	698,000	796,873	830,048	930,396	860,914	1,050,173	970,233	1,101,786	1,060,205	1,167,105	1,090,568	1,094,000	1,037,688	1,182,331	1,124,125	1,281,871	1,217,916
35-39	585,000	604,000	659,831	686,949	766,632	804,258	899,254	835,075	1,018,285	943,885	1,069,706	1,033,492	1,134,748	1,063,848	1,062,376	1,011,422	1,150,282	1,097,552
40-44	536,000	548,000	572,945	593,915	636,678	667,604	742,420	783,978	873,743	814,715	991,697	922,753	1,042,837	1,011,805	1,107,473	1,042,146	1,036,146	990,398
45-49	422,000	412,000	522,439	536,736	551,930	576,261	614,760	649,109	718,901	764,084	848,266	794,694	964,592	901,577	1,015,298	989,793	1,079,314	1,020,105
50-54	366,000	371,000	406,794	400,150	499,496	517,705	528,507	556,675	589,950	628,285	691,644	741,209	818,014	771,622	931,846	876,807	981,872	963,792
55-59	313,000	325,000	346,770	356,311	382,150	380,909	471,112	494,965	499,386	533,141	558,745	602,998	656,781	713,028	778,674	743,144	888,767	845,924
60-64	208,000	189,000	288,157	305,748	316,737	332,317	350,203	356,146	433,651	465,025	460,791	501,997	517,004	569,236	609,646	674,958	724,895	704,596
65-69	145,000	148,000	183,027	171,727	251,975	276,086	278,200	301,200	308,925	323,879	384,618	425,339	410,068	460,528	461,868	546,768	623,452	623,452
70-74	104,000	121,000	118,694	126,657	148,265	144,602	206,516	236,239	229,446	259,124	256,338	280,005	321,469	370,510	344,437	402,938	390,026	460,630
75-79	68,000	86,000	75,971	93,583	85,149	95,672	108,037	110,581	152,964	184,656	171,541	204,231	193,381	222,379	245,044	297,438	264,518	325,702
80-84	40,000	48,000	41,058	55,117	44,403	58,037	50,780	60,132	66,080	70,954	96,006	122,606	109,280	137,500	124,964	151,649	160,919	206,307
85-90	16,000	19,000	18,852	23,627	19,759	27,727	21,792	29,786	25,401	31,465	33,671	37,831	49,805	66,570	57,687	75,985	67,091	85,247
90-94	4,000	5,000	4,947	5,846	6,048	7,576	6,559	9,230	7,476	10,277	8,993	11,236	12,289	13,962	18,716	25,357	22,297	29,835
95-99	1,000	1,000	583	611	783	797	1,030	1,134	1,197	1,506	1,455	1,814	1,858	2,133	2,686	2,835	4,314	5,484
100+	0	0	0	0	3	0	14	0	32	0	53	13	84	42	132	79	227	147
totaal	10,332,000	10,082,000	11,395,078	11,110,514	12,351,994	12,032,214	13,338,808	12,986,442	14,304,405	13,923,756	15,220,914	14,814,432	16,106,598	15,672,844	16,977,430	16,513,832	17,817,708	17,323,773
		20,414,000		22,505,592		24,384,208		26,325,251		28,228,161		30,035,347		31,779,443		33,491,262		35,141,481

Tunisia	2010		2015		2020		2025		2030		2035		2040		2045		2050	
S1	men	women	men	women	men	women	men	women	men	women	men	women	men	women	men	women	men	women
0-4	443,000	425,000	493,128	469,309	485,134	461,948	450,598	429,057	410,973	391,318	398,260	379,211	415,340	395,478	433,202	412,489	427,927	407,465
5-9	401,000	384,000	438,572	420,634	491,102	467,660	483,187	460,354	448,783	427,548	409,291	389,894	396,646	377,831	413,735	394,107	431,605	411,127
10-14	411,000	395,000	397,962	381,020	437,130	419,468	489,603	466,469	481,750	459,205	447,452	426,467	408,066	388,880	395,476	376,853	412,572	393,137
15-19	484,000	467,000	407,546	392,401	395,969	379,898	435,069	418,323	487,437	465,292	479,699	458,081	445,590	425,425	406,395	387,920	393,905	375,936
20-24	528,000	515,000	476,116	461,109	404,074	390,456	392,664	378,015	431,674	416,416	483,910	463,356	476,318	456,194	442,457	423,619	403,511	386,192
25-29	503,000	496,000	517,203	505,824	471,446	457,928	399,942	387,531	388,703	375,178	427,625	413,547	479,720	460,441	472,279	453,355	438,674	420,896
30-34	455,000	449,000	493,813	488,899	512,209	502,680	466,937	455,058	396,040	384,981	384,999	372,741	423,815	411,067	475,753	457,906	468,484	450,911
35-39	387,000	393,000	447,402	443,865	488,676	485,956	507,133	499,809	462,422	452,499	392,239	382,792	381,422	370,680	420,117	408,958	471,872	455,732
40-44	331,000	359,000	379,789	388,435	441,356	440,507	482,421	482,511	500,954	496,456	457,002	449,577	387,763	380,371	377,249	368,436	415,782	406,647
45-49	292,000	320,000	323,736	353,675	373,125	383,982	434,035	435,777	474,826	477,639	493,466	491,733	450,461	445,503	382,423	377,068	372,291	365,397
50-54	272,000	276,000	281,515	313,959	313,551	348,161	361,990	378,355	421,742	429,775	462,074	471,462	480,865	485,737	439,506	440,363	373,545	372,923
55-59	230,000	222,000	258,104	267,436	268,451	305,466	299,724	339,305	346,819	369,287	404,985	420,102	444,625	461,474	463,621	476,060	424,518	432,073
60-64	157,000	156,000	212,535	210,687	240,021	255,258	250,551	292,380	280,704	325,605	325,933	355,261	381,802	405,080	420,453	445,966	439,683	460,988
65-69	112,000	121,000	138,681	143,470	189,541	195,452	215,297	237,887	225,952	273,613	254,515	305,934	296,995	335,028	349,589	383,388	386,748	423,470
70-74	99,000	114,000	91,078	103,810	114,465	124,787	158,003	171,469	181,113	210,317	191,792	243,723	217,834	274,382	256,257	302,480	303,972	348,260
75-79	78,000	84,000	71,577	85,882	67,257	79,909	85,863	97,601	120,279	136,105	139,866	169,324	150,063	198,764	172,633	226,589	205,576	252,662
80-84	42,000	49,000	42,279	48,427	40,351	51,613	39,064	49,543	51,315	62,297	73,944	89,377	88,198	114,072	96,976	137,258	114,197	160,026
85-90	12,000	14,000	14,022	17,986	15,064	19,013	15,272	21,586	15,624	21,925	21,657	29,104	32,750	48,837	40,912	58,625	46,979	73,574
90-94	2,000	2,000	1,443	2,034	2,038	3,136	2,566	3,877	2,975	5,016	3,440	5,734	5,295	8,424	8,814	13,937	12,010	20,231
95-99	0	0	0	0	0	0	0	37	32	162	116	364	223	589	482	1,125	1,033	2,277
100+	0	0	0	0	0	0	0	0	0	0	0	0	0	0	0	0	0	15
totaal	5,239,000	5,241,000	5,486,502	5,498,862	5,750,961	5,773,278	5,969,921	6,004,945	6,130,118	6,180,634	6,252,265	6,317,785	6,363,789	6,439,258	6,468,328	6,546,502	6,544,885	6,619,939
		10,480,000		10,985,365		11,524,239		11,974,866		12,310,752		12,570,049		12,803,048		13,014,830		13,164,824
Tunisia	2010		2015		2020		2025		2030		2035		2040		2045		2050	
S2	men	women	men	women	men	women	men	women	men	women	men	women	men	women	men	women	men	women
0-4	443,000	425,000	480,632	457,408	459,282	437,243	412,330	392,443	361,444	343,895	340,059	323,850	346,951	330,734	353,535	337,326	341,204	325,903
5-9	401,000	384,000	438,600	420,652	477,870	454,899	455,823	433,901	408,215	388,291	360,621	343,330	342,461	326,830	352,525	337,227	362,281	347,332
10-14	411,000	395,000	397,983	381,034	436,657	418,904	475,375	452,545	452,885	431,001	407,479	387,802	362,073	345,241	346,049	331,108	358,208	343,849
15-19	484,000	467,000	407,587	392,420	395,621	379,475	433,826	416,868	472,088	450,044	451,463	430,374	407,968	389,064	364,448	348,380	350,218	336,087
20-24	528,000	515,000	476,182	461,131	402,928	389,255	389,879	375,128	426,763	411,262	469,929	449,229	454,444	434,417	416,149	397,982	377,799	362,160
25-29	503,000	496,000	517,281	505,863	469,754	456,094	395,181	382,565	380,456	366,625	424,518	410,079	474,853	455,371	466,780	447,980	435,959	418,989
30-34	455,000	449,000	493,903	488,949	511,087	501,519	462,733	450,758	387,429	376,270	378,177	365,400	427,402	413,765	482,896	463,977	480,252	461,625
35-39	387,000	393,000	447,502	443,920	488,102	485,368	504,585	497,310	455,994	446,143	384,724	374,893	379,016	367,018	431,437	418,203	490,127	471,246
40-44	331,000	359,000	379,910	388,506	441,160	440,249	481,142	481,226	497,292	492,872	451,641	443,923	383,416	374,922	380,119	368,976	434,499	421,856
45-49	292,000	320,000	323,875	353,780	373,164	383,945	433,574	435,211	473,109	475,859	490,968	488,966	447,746	441,902	382,084	374,833	380,566	370,342
50-54	272,000	276,000	281,741	314,090	313,877	348,286	362,236	378,221	421,588	429,041	462,036	470,615	481,362	484,968	440,833	439,688	378,095	374,465
55-59	230,000	222,000	258,415	267,635	269,050	305,801	300,548	339,638	347,794	369,388	406,879	420,688	447,913	463,022	468,581	478,647	431,060	435,513
60-64	157,000	156,000	212,928	210,956	240,953	255,856	251,961	293,253	282,661	326,656	329,318	357,162	387,525	408,655	428,848	451,613	450,846	468,655
65-69	112,000	121,000	139,088	143,767	190,764	196,264	217,468	239,315	228,956	275,668	259,307	309,376	304,667	340,518	361,176	391,853	402,405	435,273
70-74	99,000	114,000	91,530	104,212	115,709	125,762	160,785	173,506	185,503	213,636	198,156	249,145	227,415	282,670	270,359	314,171	323,874	364,610
75-79	78,000	84,000	72,145	86,514	68,449	81,142	88,320	99,852	125,198	140,414	147,715	176,718	161,026	210,061	188,211	242,415	227,413	273,585
80-84	42,000	49,000	42,946	49,153	41,731	53,268	41,135	51,880	55,136	66,245	81,637	97,256	99,996	126,912	112,791	155,745	135,898	184,929
85-90	12,000	14,000	14,481	18,545	16,203	20,377	17,075	23,941	18,116	25,075	25,965	34,187	40,869	53,254	52,940	73,320	62,853	94,452
90-94	2,000	2,000	1,589	2,215	2,447	3,703	3,327	4,900	4,125	6,724	5,027	8,038	8,126	12,286	14,218	21,153	20,229	31,807
95-99	0	0	0	0	0	16	58	186	205	458	412	917	695	1,441	1,434	2,723	3,049	5,569
100+	0	0	0	0	0	0	0	0	0	0	0	0	0	27	25	109	109	334
totaal	5,239,000	5,241,000	5,478,319	5,490,753	5,714,807	5,737,426	5,887,360	5,922,649	5,984,955	6,035,567	6,076,029	6,141,948	6,185,925	6,263,080	6,315,436	6,397,428	6,446,945	6,528,581
		10,480,000		10,969,071		11,452,233		11,810,010		12,020,522		12,217,978		12,449,004		12,712,864		12,975,526

Tunisia	2010		2015		2020		2025		2030		2035		2040		2045		2050	
S3	men	women	men	women	men	women	men	women	men	women	men	women	men	women	men	women	men	women
0-4	443,000	425,000	489,837	466,175	478,697	455,818	441,027	419,899	398,119	378,993	382,135	363,812	395,107	376,208	408,250	388,768	399,095	380,091
5-9	401,000	384,000	438,627	420,672	487,932	464,608	476,508	453,878	438,587	417,604	396,240	377,247	380,756	362,580	394,178	375,460	407,769	388,501
10-14	411,000	395,000	398,004	381,049	437,270	419,565	486,300	463,205	474,701	452,234	437,176	416,342	395,212	376,360	380,065	362,038	393,788	375,242
15-19	484,000	467,000	407,628	392,440	396,156	379,996	435,213	418,289	484,017	461,704	472,810	451,042	435,715	415,476	394,163	375,806	379,349	361,766
20-24	528,000	515,000	476,247	461,156	404,360	390,568	392,487	377,582	430,913	415,259	480,360	459,311	470,006	449,346	433,815	414,487	393,142	375,516
25-29	503,000	496,000	517,359	505,905	471,837	458,108	399,595	386,838	387,015	373,010	426,406	411,664	476,793	456,691	467,584	447,777	432,590	413,989
30-34	455,000	449,000	493,992	489,004	512,704	502,956	467,079	454,834	394,786	383,248	383,158	370,211	423,248	409,531	474,310	455,216	466,000	447,057
35-39	387,000	393,000	447,602	443,981	489,254	486,292	507,779	500,037	462,365	451,892	391,219	381,043	380,309	368,536	420,845	408,246	472,325	454,319
40-44	331,000	359,000	380,030	388,583	442,067	440,928	483,510	483,077	502,067	496,807	457,761	449,347	387,790	379,197	377,518	367,114	418,344	407,074
45-49	292,000	320,000	324,014	353,895	373,949	384,565	435,514	436,717	476,842	478,802	495,974	493,004	452,844	446,362	384,141	377,036	374,488	365,393
50-54	272,000	276,000	281,965	314,233	314,740	348,932	364,160	379,637	425,098	431,619	466,700	473,944	486,578	488,660	445,209	442,939	378,419	374,560
55-59	230,000	222,000	258,724	267,852	270,066	306,600	302,633	341,282	351,402	372,111	411,808	424,120	453,648	466,738	474,416	482,137	435,282	437,770
60-64	157,000	156,000	213,321	211,249	242,233	256,901	254,394	295,342	286,655	330,018	334,777	361,267	394,331	413,249	436,384	456,178	458,243	472,529
65-69	112,000	121,000	139,495	144,091	192,293	197,521	220,521	241,935	233,637	279,909	265,615	314,745	312,666	346,497	370,919	398,288	413,107	441,577
70-74	99,000	114,000	91,981	104,651	117,234	127,181	164,366	176,739	191,351	219,106	205,714	256,421	236,942	291,318	282,227	323,555	338,382	374,880
75-79	78,000	84,000	72,714	87,207	69,906	82,829	91,515	103,270	131,462	146,860	156,628	186,009	171,863	221,898	201,657	256,269	244,240	288,845
80-84	42,000	49,000	43,618	49,952	43,367	55,413	43,876	55,341	60,171	72,178	90,391	107,078	111,956	140,774	127,199	173,353	153,996	205,960
85-90	12,000	14,000	14,946	19,165	17,388	21,924	19,133	26,892	21,130	29,269	31,363	41,156	50,478	65,275	66,486	90,826	79,794	117,637
90-94	2,000	2,000	1,738	2,417	2,889	4,371	4,217	6,209	5,552	9,043	7,140	11,348	12,031	18,020	21,599	31,598	31,279	47,984
95-99	0	0	0	0	19	90	181	419	479	954	919	1,907	1,543	3,040	3,201	5,794	6,801	11,811
100+	0	0	0	0	0	0	0	0	0	2	11	60	71	241	208	591	617	1,513
totaal	5,239,000	5,241,000	5,491,841	5,503,676	5,764,361	5,785,166	5,990,008	6,021,425	6,156,351	6,200,622	6,294,306	6,351,080	6,429,888	6,495,997	6,564,372	6,633,475	6,677,052	6,744,014
		10,480,000		10,995,518		11,549,527		12,011,434		12,356,972		12,645,386		12,925,885		13,197,847		13,421,066
Tunisia	2010		2015		2020		2025		2030		2035		2040		2045		2050	
S4	men	women	men	women	men	women	men	women	men	women	men	women	men	women	men	women	men	women
0-4	443,000	425,000	501,446	477,231	488,870	464,644	445,423	423,266	397,811	377,921	382,876	363,697	403,202	383,055	425,745	404,524	421,306	400,297
5-9	401,000	384,000	438,544	420,613	490,904	466,143	478,391	453,599	435,080	412,307	387,608	367,050	372,730	352,864	393,033	372,210	415,548	393,665
10-14	411,000	395,000	397,941	381,004	431,487	413,156	483,760	458,641	471,299	446,132	428,098	404,910	380,740	359,725	365,910	345,568	386,192	364,905
15-19	484,000	467,000	407,504	392,380	391,337	375,020	424,790	407,135	476,902	452,563	464,534	440,098	421,538	398,964	374,391	353,868	359,647	339,750
20-24	528,000	515,000	476,048	461,084	390,706	377,531	374,684	360,223	408,010	392,301	459,905	437,672	447,662	425,250	404,938	384,203	358,071	339,197
25-29	503,000	496,000	517,122	505,782	451,885	438,144	367,126	354,864	351,253	337,633	384,442	369,654	436,106	414,939	423,992	402,580	381,552	361,663
30-34	455,000	449,000	493,721	488,844	497,905	489,267	433,229	421,940	349,142	339,012	333,441	321,880	366,467	353,825	417,858	398,995	405,891	386,717
35-39	387,000	393,000	447,299	443,804	479,513	478,091	483,769	478,579	419,761	411,619	336,475	329,107	320,975	312,090	353,804	343,944	404,867	388,976
40-44	331,000	359,000	379,664	388,357	435,305	435,554	467,254	469,700	471,606	470,278	408,510	403,833	326,320	321,903	311,094	305,047	343,649	336,771
45-49	292,000	320,000	323,593	353,559	368,845	380,408	423,702	427,214	455,303	461,135	459,776	461,853	397,861	396,215	317,092	315,201	302,219	298,596
50-54	272,000	276,000	281,284	313,815	310,143	345,213	354,227	371,812	407,687	418,090	438,663	451,706	443,340	452,608	383,514	388,054	305,261	308,267
55-59	230,000	222,000	257,785	267,217	265,431	302,685	293,264	333,483	335,688	359,650	387,161	405,028	417,235	438,120	422,181	439,327	365,290	376,602
60-64	157,000	156,000	212,130	210,391	237,040	252,390	244,588	286,583	270,942	316,400	310,984	341,857	359,607	385,769	388,364	417,998	393,655	419,679
65-69	112,000	121,000	138,263	143,144	186,508	192,460	209,234	231,819	216,582	264,093	240,792	292,420	277,407	316,786	321,930	358,482	348,743	389,386
70-74	99,000	114,000	90,616	103,369	111,592	121,728	151,833	165,036	171,364	200,018	178,292	229,066	199,332	254,855	230,940	277,322	269,464	315,263
75-79	78,000	84,000	70,997	85,190	64,585	76,697	80,510	91,384	110,924	125,534	126,342	153,712	132,499	177,633	149,394	199,291	174,557	218,572
80-84	42,000	49,000	41,600	47,637	37,673	48,137	34,713	43,909	44,268	53,489	62,407	75,255	72,317	93,928	77,002	110,412	88,211	125,857
85-90	12,000	14,000	13,558	17,381	13,912	17,522	13,016	18,318	12,377	17,264	16,270	21,700	23,617	31,466	28,153	40,431	30,808	48,872
90-94	2,000	2,000	1,297	1,839	1,639	2,540	1,854	2,813	1,895	3,206	1,955	3,270	2,770	4,423	4,313	6,865	5,488	9,398
95-99	0	0	0	0	0	0	0	0	0	0	0	0	0	38	0	118	55	287
100+	0	0	0	0	0	0	0	0	0	0	0	0	0	0	0	0	0	0
totaal	5,239,000	5,241,000	5,490,409	5,502,643	5,655,280	5,677,329	5,765,366	5,800,318	5,807,893	5,858,645	5,808,530	5,873,770	5,801,726	5,874,457	5,793,647	5,864,441	5,760,474	5,822,722
		10,480,000		10,993,052		11,332,609		11,565,683		11,666,539		11,682,300		11,676,183		11,658,088		11,583,196

Turkey	2010		2015		2020		2025		2030		2035		2040		2045		2050	
	men	women	men	women	men	women	men	women	men	women	men	women	men	women	men	women	men	women
S1																		
0-4	3,279,000	3,134,000	3,442,662	3,278,621	3,405,594	3,243,380	3,334,421	3,175,618	3,261,848	3,106,522	3,231,117	3,077,254	3,240,402	3,086,097	3,219,819	3,066,494	3,145,845	2,996,043
5-9	3,187,000	3,055,000	3,270,708	3,128,355	3,434,997	3,273,718	3,398,569	3,239,009	3,328,078	3,171,789	3,255,950	3,102,996	3,225,569	3,073,960	3,235,120	3,082,982	3,214,833	3,063,583
10-14	3,325,000	3,201,000	3,179,753	3,050,693	3,264,025	3,124,624	3,428,463	3,270,188	3,392,556	3,235,854	3,322,480	3,168,881	3,250,749	3,100,313	3,220,678	3,071,454	3,230,459	3,080,618
15-19	3,310,000	3,206,000	3,307,515	3,194,932	3,164,129	3,045,527	3,248,888	3,119,748	3,413,468	3,265,488	3,378,448	3,231,476	3,309,360	3,164,837	3,238,562	3,096,582	3,209,206	3,067,977
20-24	3,223,000	3,145,000	3,286,442	3,197,882	3,286,008	3,188,143	3,144,839	3,039,679	3,230,385	3,114,398	3,394,983	3,260,214	3,361,074	3,226,554	3,293,203	3,160,292	3,223,540	3,092,399
25-29	3,333,000	3,280,000	3,200,921	3,134,613	3,266,370	3,189,256	3,267,361	3,180,461	3,128,313	3,033,199	3,214,244	3,108,146	3,378,875	3,254,042	3,345,935	3,220,794	3,279,109	3,154,985
30-34	3,065,000	3,053,000	3,309,529	3,267,162	3,180,357	3,123,843	3,246,750	3,179,226	3,249,040	3,171,326	3,111,634	3,024,995	3,197,971	3,100,217	3,362,635	3,246,215	3,330,654	3,213,507
35-39	2,699,000	2,738,000	3,038,576	3,036,747	3,283,063	3,251,312	3,156,365	3,109,712	3,223,688	3,165,832	3,227,096	3,158,744	3,091,677	3,013,676	3,178,498	3,089,279	3,343,178	3,235,441
40-44	2,394,000	2,440,000	2,665,383	2,716,320	3,003,032	3,014,415	3,246,707	3,228,897	3,123,279	3,089,579	3,191,554	3,146,530	3,196,545	3,140,579	3,063,887	2,997,333	3,151,349	3,073,518
45-49	2,212,000	2,272,000	2,346,346	2,409,848	2,615,203	2,684,880	2,949,393	2,981,617	3,191,690	3,195,810	3,072,942	3,059,762	3,142,696	3,117,885	3,150,075	3,113,616	3,021,555	2,973,121
50-54	1,764,000	1,807,000	2,139,398	2,228,410	2,273,244	2,366,363	2,537,798	2,639,277	2,866,478	2,933,862	3,106,327	3,147,596	2,994,855	3,016,209	3,066,840	3,076,026	3,077,797	3,074,278
55-59	1,511,000	1,549,000	1,669,184	1,752,921	2,030,077	2,165,601	2,162,782	2,303,522	2,420,568	2,573,135	2,740,448	2,864,588	2,976,509	3,077,457	2,875,921	2,952,802	2,951,016	3,015,160
60-64	1,051,000	1,171,000	1,380,945	1,473,009	1,532,387	1,671,789	1,871,725	2,071,100	2,002,255	2,208,586	2,249,449	2,473,169	2,556,177	2,759,516	2,786,197	2,970,923	2,700,947	2,856,548
65-69	714,000	818,000	907,854	1,073,091	1,201,613	1,356,650	1,342,730	1,547,128	1,651,026	1,925,093	1,777,147	2,061,691	2,008,647	2,317,742	2,295,718	2,595,720	2,515,795	2,804,747
70-74	572,000	697,000	561,676	697,064	722,809	922,882	967,756	1,177,057	1,093,312	1,353,159	1,358,116	1,697,018	1,476,448	1,830,551	1,684,632	2,071,975	2,171,975	2,335,987
75-79	399,000	543,000	385,013	517,513	385,711	526,491	505,995	708,648	689,954	917,538	792,811	1,070,441	1,001,219	1,360,631	1,105,670	1,486,505	1,280,172	1,703,599
80-84	187,000	265,000	205,058	312,429	204,945	307,666	212,307	322,991	287,478	447,348	403,633	595,530	477,122	712,574	618,912	927,633	700,709	1,037,269
85-90	51,000	77,000	61,866	98,231	72,375	123,493	76,876	129,245	84,277	143,285	120,175	209,134	177,273	291,851	219,461	364,929	297,035	495,661
90-94	7,000	15,000	7,223	11,945	10,275	17,987	13,810	26,145	16,561	30,912	20,175	38,311	31,688	61,559	51,008	93,690	68,266	127,057
95-99	1,000	2,000	0	0	0	0	158	285	567	1,171	1,097	2,312	1,857	3,979	3,732	8,181	7,293	15,253
100+	0	0	0	0	0	0	0	0	0	0	0	0	0	0	0	0	0	0
totaal	36,284,000	36,468,000	38,366,054	38,579,784	40,336,213	40,598,021	42,113,696	42,449,553	43,654,822	44,083,887	44,969,824	45,498,791	46,096,714	46,710,226	47,016,502	47,693,427	47,691,230	48,416,748
		72,752,000		76,945,838		80,934,234		84,563,249		87,738,709		90,468,615		92,806,940		94,709,930		96,107,979
Turkey																		
S2																		
0-4	3,279,000	3,134,000	3,353,941	3,194,125	3,227,454	3,073,681	3,068,923	2,922,689	2,908,271	2,769,676	2,777,254	2,645,314	2,659,926	2,533,989	2,502,592	2,384,563	2,303,288	2,195,165
5-9	3,187,000	3,055,000	3,270,958	3,128,501	3,346,544	3,189,154	3,220,730	3,069,090	3,062,845	2,918,462	2,906,927	2,770,391	2,780,530	2,650,897	2,667,744	2,544,390	2,514,946	2,399,776
10-14	3,325,000	3,201,000	3,179,979	3,050,807	3,264,450	3,124,682	3,340,340	3,185,483	3,215,121	3,065,712	3,060,559	2,918,449	2,907,892	2,773,701	2,784,646	2,657,477	2,674,946	2,554,202
15-19	3,310,000	3,206,000	3,308,096	3,195,109	3,165,205	3,045,720	3,250,467	3,119,837	3,327,149	3,180,889	3,205,617	3,063,936	3,054,678	2,919,465	2,905,467	2,777,453	2,785,458	2,663,891
20-24	3,223,000	3,145,000	3,287,194	3,198,093	3,287,393	3,188,083	3,146,727	3,039,287	3,232,838	3,113,586	3,316,899	3,181,168	3,203,519	3,070,948	3,060,655	2,933,183	2,919,325	2,797,815
25-29	3,333,000	3,280,000	3,201,597	3,134,871	3,267,506	3,188,993	3,268,951	3,179,390	3,130,060	3,031,216	3,226,354	3,115,380	3,320,575	3,192,819	3,218,008	3,092,687	3,085,897	2,964,979
30-34	3,065,000	3,053,000	3,310,275	3,267,524	3,181,728	3,124,096	3,248,658	3,178,734	3,251,378	3,169,781	3,121,219	3,029,049	3,225,082	3,120,050	3,326,854	3,204,321	3,232,475	3,111,303
35-39	2,699,000	2,738,000	3,039,445	3,037,241	3,285,182	3,252,280	3,159,407	3,110,603	3,227,610	3,166,078	3,236,277	3,161,897	3,112,621	3,026,250	3,221,647	3,121,534	3,328,564	3,210,078
40-44	2,394,000	2,440,000	2,666,509	2,717,000	3,006,063	3,016,077	3,252,027	3,231,525	3,130,052	3,092,401	3,202,848	3,151,428	3,216,470	3,151,003	3,098,517	3,019,547	3,211,451	3,117,903
45-49	2,212,000	2,272,000	2,347,954	2,410,804	2,619,582	2,687,373	2,957,511	2,986,014	3,203,844	3,202,140	3,089,382	3,068,290	3,166,707	3,130,700	3,185,393	3,133,951	3,073,611	3,006,797
50-54	1,764,000	1,807,000	2,141,844	2,229,796	2,279,690	2,369,915	2,549,673	2,645,721	2,885,129	2,943,825	3,133,351	3,162,104	3,028,614	3,034,673	3,111,205	3,100,836	3,135,974	3,108,254
55-59	1,511,000	1,549,000	1,672,353	1,754,636	2,039,745	2,170,782	2,179,871	2,312,577	2,447,228	2,587,363	2,779,917	2,885,651	3,029,732	3,106,216	2,938,182	2,987,091	3,027,422	3,057,811
60-64	1,051,000	1,171,000	1,385,226	1,475,400	1,544,406	1,678,377	1,896,272	2,084,522	2,209,015	2,228,742	2,303,000	2,502,723	2,630,542	2,800,515	2,881,440	3,023,684	2,807,632	2,916,072
65-69	714,000	818,000	912,447	1,076,122	1,217,055	1,365,896	1,371,686	1,564,312	1,701,151	1,955,166	1,846,931	2,103,279	2,104,516	2,375,006	2,423,218	2,671,021	2,673,957	2,897,153
70-74	572,000	697,000	566,369	700,688	738,139	934,349	1,002,284	1,200,734	1,148,350	1,391,165	1,446,629	1,757,909	1,593,263	1,910,061	1,839,346	2,176,430	2,143,256	2,467,857
75-79	399,000	543,000	390,420	522,586	399,432	538,792	536,277	735,344	748,374	965,688	879,873	1,141,699	1,134,736	1,469,283	1,276,926	1,623,352	1,503,260	1,877,886
80-84	187,000	265,000	210,147	318,339	217,695	321,493	234,417	346,325	329,818	492,349	480,952	671,402	588,397	821,238	786,521	1,089,669	914,561	1,237,979
85-90	51,000	77,000	64,764	101,965	80,742	134,539	91,600	147,713	106,965	171,674	161,837	260,943	251,929	377,903	326,908	487,960	460,852	679,812
90-94	7,000	15,000	8,096	13,177	13,021	21,889	19,582	34,691	25,966	44,481	34,626	58,857	58,757	100,076	101,112	159,831	143,325	224,915
95-99	1,000	2,000	0	0	211	250	906	1,414	2,217	3,858	4,069	6,979	6,922	11,904	14,252	24,715	28,761	46,472
100+	0	0	0	0	0	0	0	0	0	0	8	0	197	278	662	1,056	2,049	3,436
totaal	36,284,000	36,468,000	38,317,614	38,526,785	40,181,244	40,426,423	41,796,310	42,096,006	43,123,380	43,494,254	44,214,532	44,656,848	45,075,604	45,576,974	45,671,298	46,214,750	45,971,010	46,539,558
		72,752,000		76,844,400		80,												

Turkey	2010		2015		2020		2025		2030		2035		2040		2045		2050	
	men	women	men	women	men	women	men	women	men	women	men	women	men	women	men	women	men	women
S3																		
0-4	3,279,000	3,134,000	3,414,891	3,252,172	3,350,367	3,190,784	3,252,305	3,097,386	3,152,318	3,002,155	3,091,090	2,944,051	3,061,821	2,916,383	2,998,936	2,856,700	2,874,497	2,737,616
5-9	3,187,000	3,055,000	3,271,135	3,128,629	3,408,119	3,247,823	3,344,335	3,186,893	3,246,967	3,093,914	3,149,672	3,001,358	3,091,004	2,945,851	3,064,198	2,920,710	2,996,138	2,855,070
10-14	3,325,000	3,201,000	3,180,139	3,050,908	3,265,195	3,125,300	3,402,544	3,244,704	3,339,381	3,184,100	3,243,979	3,092,971	3,148,569	3,002,224	3,091,678	2,948,458	3,061,538	2,919,365
15-19	3,310,000	3,206,000	3,308,508	3,195,265	3,166,299	3,046,321	3,252,465	3,121,093	3,390,659	3,240,788	3,330,049	3,181,826	3,237,104	3,092,311	3,143,978	3,003,105	3,085,042	2,946,452
20-24	3,223,000	3,145,000	3,287,728	3,198,279	3,289,413	3,189,199	3,149,812	3,041,030	3,237,208	3,116,150	3,379,619	3,239,286	3,323,873	3,183,937	3,235,693	3,097,984	3,135,188	3,000,668
25-29	3,333,000	3,280,000	3,202,077	3,135,098	3,269,866	3,190,553	3,273,242	3,182,151	3,135,718	3,034,793	3,228,873	3,115,132	3,376,779	3,243,393	3,327,067	3,193,334	3,227,346	3,094,858
30-34	3,065,000	3,053,000	3,310,804	3,267,843	3,183,810	3,125,514	3,253,069	3,181,781	3,258,066	3,174,241	3,126,030	3,031,194	3,223,583	3,115,298	3,375,648	3,247,183	3,317,909	3,188,992
35-39	2,699,000	2,738,000	3,040,061	3,037,675	3,287,344	3,253,806	3,163,555	3,113,534	3,234,499	3,170,897	3,243,578	3,166,437	3,116,014	3,026,693	3,216,828	3,113,350	3,363,873	3,240,705
40-44	2,394,000	2,440,000	2,667,308	2,717,598	3,008,578	3,017,928	3,256,904	3,235,053	3,137,324	3,097,580	3,211,945	3,157,640	3,224,902	3,156,003	3,101,751	3,019,312	3,200,254	3,103,799
45-49	2,212,000	2,272,000	2,349,095	2,411,645	2,622,856	2,689,805	2,963,775	2,990,595	3,213,558	3,209,081	3,101,011	3,076,342	3,179,795	3,139,390	3,197,245	3,140,802	3,075,873	3,004,637
50-54	1,764,000	1,807,000	2,143,581	2,231,016	2,284,278	2,373,191	2,558,164	2,651,823	2,898,441	2,953,177	3,151,069	3,174,164	3,047,980	3,047,980	3,132,108	3,114,039	3,152,866	3,116,905
55-59	1,511,000	1,549,000	1,674,603	1,756,144	2,046,474	2,175,425	2,191,693	2,320,802	2,465,424	2,599,939	2,805,215	2,902,563	3,061,163	3,126,697	2,971,080	3,007,792	3,060,337	3,076,877
60-64	1,051,000	1,171,000	1,388,270	1,477,505	1,552,719	1,684,216	1,913,033	2,096,439	2,063,704	2,246,059	2,337,250	2,526,260	2,675,366	2,830,408	2,935,142	3,058,339	2,860,893	2,948,509
65-69	714,000	818,000	915,719	1,078,792	1,227,716	1,374,027	1,391,465	1,579,469	1,734,750	1,980,641	1,891,950	2,136,487	2,163,563	2,417,753	2,497,997	2,723,020	2,760,227	2,954,417
70-74	572,000	697,000	569,719	703,886	748,775	944,429	1,026,014	1,221,588	1,185,643	1,423,394	1,504,754	1,807,084	1,667,230	1,971,028	1,933,594	2,251,760	2,259,225	2,556,016
75-79	399,000	543,000	394,293	527,078	409,044	549,675	557,434	759,106	788,799	1,007,041	938,746	1,200,556	1,222,701	1,555,715	1,386,426	1,726,904	1,640,018	2,002,422
80-84	187,000	265,000	213,809	323,598	226,756	333,875	250,309	367,619	360,293	532,303	535,803	736,788	666,036	912,303	901,535	1,220,849	1,056,612	1,393,274
85-90	51,000	77,000	66,861	105,310	86,763	144,556	102,549	165,111	124,244	198,253	194,129	309,570	309,992	458,091	410,202	600,153	586,615	844,334
90-94	7,000	15,000	8,731	14,287	15,074	25,570	24,187	43,326	33,884	58,495	47,345	80,688	83,352	141,841	147,406	231,398	212,997	330,000
95-99	1,000	2,000	0	0	450	695	1,630	2,804	3,967	7,347	7,451	13,383	12,980	23,203	27,252	48,600	55,697	91,670
100+	0	0	0	0	0	0	0	0	18	17	276	497	977	1,803	2,555	4,739	7,113	13,256
totaal	36,284,000	36,468,000	38,407,330	38,612,726	40,449,895	40,682,692	42,328,485	42,602,307	44,004,864	44,330,365	45,519,834	45,894,277	46,894,781	47,307,821	48,098,319	48,528,540	48,990,256	49,419,841
		72,752,000		77,020,056		81,132,587		84,930,792		88,335,230		91,414,112		94,202,602		96,626,859		98,410,097
Turkey																		
S4																		
0-4	3,279,000	3,134,000	3,498,641	3,331,934	3,493,959	3,326,023	3,451,923	3,285,989	3,413,704	3,249,589	3,436,097	3,270,916	3,521,935	3,352,667	3,588,881	3,416,425	3,600,424	3,427,418
5-9	3,187,000	3,055,000	3,270,523	3,128,221	3,475,666	3,310,215	3,471,185	3,304,447	3,429,424	3,264,599	3,391,471	3,228,374	3,413,993	3,249,795	3,499,835	3,351,569	3,566,824	3,395,373
10-14	3,325,000	3,201,000	3,179,586	3,050,587	3,253,731	3,113,296	3,458,628	3,295,187	3,454,328	3,289,531	3,412,823	3,249,828	3,375,103	3,213,739	3,397,741	3,235,238	3,483,586	3,317,029
15-19	3,310,000	3,206,000	3,307,083	3,194,769	3,155,221	3,036,660	3,229,396	3,099,411	3,433,699	3,281,155	3,429,852	3,275,659	3,388,942	3,236,164	3,351,782	3,200,276	3,374,699	3,221,885
20-24	3,223,000	3,145,000	3,285,883	3,197,687	3,261,318	3,165,029	3,110,975	3,007,418	3,185,184	3,070,218	3,388,756	3,251,791	3,385,453	3,246,481	3,345,292	3,207,232	3,308,836	3,171,574
25-29	3,333,000	3,280,000	3,200,419	3,134,376	3,230,852	3,154,036	3,206,926	3,121,687	3,057,936	2,964,673	3,132,189	3,027,532	3,335,081	3,208,897	3,332,260	3,203,815	3,292,764	3,164,860
30-34	3,065,000	3,053,000	3,308,975	3,266,828	3,154,175	3,099,719	3,184,927	3,119,616	3,161,655	3,087,667	3,014,078	2,931,432	3,088,351	2,994,363	3,290,534	3,175,464	3,288,206	3,170,678
35-39	2,699,000	2,738,000	3,037,931	3,036,291	3,265,625	3,236,583	3,112,746	3,070,750	3,143,881	3,090,979	3,121,433	3,059,597	2,975,558	2,904,464	3,049,848	2,967,510	3,251,154	3,148,234
40-44	2,394,000	2,440,000	2,664,547	2,715,693	2,990,633	3,004,380	3,216,526	3,203,830	3,066,376	3,039,889	3,098,088	3,060,608	3,076,765	3,030,063	2,933,312	2,876,586	3,007,619	2,939,797
45-49	2,212,000	2,272,000	2,345,152	2,408,966	2,605,107	2,676,719	2,926,206	2,962,915	3,149,272	3,161,073	3,003,412	3,000,009	3,035,939	3,021,470	3,016,352	2,992,229	2,876,657	2,841,268
50-54	1,764,000	1,807,000	2,137,581	2,227,132	2,263,538	2,358,542	2,517,067	2,622,623	2,830,203	2,905,063	3,048,828	3,101,262	2,909,617	2,944,499	2,943,390	2,967,106	2,926,512	2,939,802
55-59	1,511,000	1,549,000	1,666,833	1,751,341	2,019,121	2,156,939	2,141,241	2,286,393	2,384,683	2,544,954	2,685,481	2,821,744	2,896,907	3,014,968	2,767,896	2,864,663	2,803,477	2,888,933
60-64	1,051,000	1,171,000	1,377,772	1,470,806	1,520,374	1,662,180	1,846,493	2,050,859	1,962,631	2,177,171	2,190,988	2,427,055	2,472,888	2,694,951	2,673,254	2,883,560	2,559,132	2,743,167
65-69	714,000	818,000	904,453	1,070,303	1,187,566	1,344,814	1,315,535	1,523,986	1,603,997	1,885,665	1,711,236	2,006,713	1,917,143	2,242,541	2,171,346	2,496,192	2,355,113	2,677,124
70-74	572,000	697,000	558,210	693,737	709,210	909,250	937,585	1,148,462	1,044,979	1,307,668	1,282,284	1,625,754	1,375,824	1,737,608	1,550,099	1,950,431	1,765,340	2,180,364
75-79	399,000	543,000	381,033	512,873	373,628	512,415	480,104	678,280	641,690	864,665	722,619	992,953	895,536	1,244,987	969,812	1,341,469	1,102,694	1,517,812
80-84	187,000	265,000	201,330	307,051	193,957	292,689	193,550	297,283	253,612	400,719	345,628	519,556	395,850	606,089	498,889	772,196	548,814	844,528
85-90	51,000	77,000	59,755	94,854	66,612	113,858	66,323	112,135	68,317	117,528	92,416	163,279	129,705	217,947	152,832	261,725	197,969	342,880
90-94	7,000	15,000	6,591	10,838	8,465	14,728	10,251	19,269	11,016	20,542	12,217	23,168	17,651	34,456	26,350	49,120	32,901	62,726
95-99	1,000	2,000	0	0	0	0	0	0	0	0	33	13	191	351	499	1,041	1,078	2,224
100+	0	0	0	0	0	0	0	0	0	0	0	0	0	0	0	0	0	0
totaal	36,284,000	36,468,000	38,392,298	38,604,286	40,228,757	40,488,074	41,877,585	42,210,539	43,296,587	43,723,350	44,519,928	45,037,243	45,608,429	46,196,501	46,560,202	47,193,845	47,343,798	47,997,675
		72,752,000		76,996,584														

O.P.T	2010		2015		2020		2025		2030		2035		2040		2045		2050	
S1	men	women	men	women	men	women	men	women	men	women	men	women	men	women	men	women	men	women
0-4	317,000	303,000	406,862	387,403	451,844	430,244	481,219	458,219	501,985	477,997	532,674	507,204	568,282	541,116	587,842	559,745	583,299	555,418
5-9	288,000	275,000	315,353	301,523	405,031	385,807	449,953	428,612	479,310	456,581	499,878	476,139	530,555	505,342	566,144	539,246	585,719	557,889
10-14	272,000	261,000	286,730	273,941	314,052	300,446	403,559	384,631	448,426	427,406	477,632	455,217	498,206	474,783	528,871	503,982	564,443	537,880
15-19	249,000	239,000	270,508	260,026	285,234	272,969	312,508	299,455	401,766	383,529	446,443	426,154	475,629	453,959	496,210	473,533	526,857	502,728
20-24	188,000	181,000	246,563	237,160	268,031	258,168	282,750	271,115	309,969	297,576	398,624	381,205	443,211	423,790	472,370	451,587	492,960	471,170
25-29	158,000	153,000	185,186	178,556	243,518	234,590	264,943	255,577	279,653	268,527	306,347	294,483	394,717	377,962	439,211	420,502	468,343	448,291
30-34	133,000	129,000	155,740	151,156	182,822	176,654	240,901	232,539	262,278	253,501	276,639	266,132	303,275	292,057	391,334	375,362	435,726	417,849
35-39	108,000	106,000	131,069	127,587	153,686	149,670	180,625	175,088	238,361	230,770	259,459	251,514	273,810	264,149	300,367	290,033	388,005	373,101
40-44	90,000	89,000	105,844	104,627	128,662	126,085	151,058	148,052	177,745	173,344	234,743	228,594	255,732	249,284	270,063	261,928	296,477	287,744
45-49	72,000	71,000	87,130	87,326	102,672	102,798	125,041	124,040	147,045	145,811	173,195	170,816	229,136	225,534	249,922	246,134	264,212	258,789
50-54	50,000	50,000	68,190	68,614	82,774	84,584	97,803	99,764	119,423	120,604	140,709	141,954	166,119	166,566	220,289	220,290	240,726	240,719
55-59	38,000	40,000	46,078	47,312	63,148	65,178	76,959	80,599	91,265	95,329	111,787	115,505	132,157	136,291	156,511	160,293	208,193	212,487
60-64	34,000	32,000	34,093	36,795	41,582	43,736	57,311	60,558	70,188	75,207	83,578	89,263	102,836	108,564	122,075	128,546	145,134	151,676
65-69	23,000	24,000	28,942	28,188	29,238	32,645	35,940	39,071	49,919	54,475	61,524	68,030	73,747	81,199	91,302	99,284	109,011	118,139
70-74	16,000	17,000	18,138	19,691	23,113	23,391	23,590	27,374	29,312	33,089	41,120	46,567	51,181	58,677	61,903	70,611	77,300	87,009
75-79	9,000	10,000	11,235	12,121	12,967	14,314	16,813	17,314	17,415	20,606	21,949	25,285	31,277	36,163	39,463	46,222	48,342	56,360
80-84	4,000	5,000	5,121	5,647	6,597	7,089	7,824	8,638	10,423	10,762	11,022	13,139	14,236	16,551	20,765	24,288	26,748	31,757
85-90	1,000	2,000	1,718	2,061	2,299	2,454	3,085	3,232	3,802	4,120	5,255	5,362	5,754	6,808	7,674	8,898	11,539	13,515
90-94	0	0	264	480	493	547	709	711	1,016	1,016	1,334	1,398	1,954	1,946	2,256	2,628	3,162	3,636
95-99	0	0	0	0	32	51	72	73	120	113	195	189	287	296	465	462	587	691
100+	0	0	0	0	0	0	0	0	1	2	5	6	13	15	26	33	55	66
totaal	2,050,000	1,987,000	2,404,766	2,330,214	2,797,795	2,711,421	3,212,661	3,114,662	3,639,422	3,530,365	4,084,112	3,964,155	4,552,114	4,421,052	5,025,064	4,883,606	5,476,838	5,326,914
		4,037,000		4,734,980		5,509,216		6,327,323		7,169,788		8,048,267		8,973,166		9,908,671		10,803,752
O.P.T	2010		2015		2020		2025		2030		2035		2040		2045		2050	
S2	men	women	men	women	men	women	men	women	men	women	men	women	men	women	men	women	men	women
0-4	317,000	303,000	394,081	375,231	419,905	399,741	427,081	406,618	422,405	402,206	422,130	402,265	416,479	397,204	387,600	370,022	333,330	318,656
5-9	288,000	275,000	315,381	301,548	391,523	372,799	417,777	397,789	425,421	405,170	423,957	404,305	426,883	407,900	424,436	406,377	398,787	382,746
10-14	272,000	261,000	286,755	273,961	313,587	299,902	389,900	371,408	416,439	396,720	426,205	406,466	426,875	407,971	431,923	413,928	431,602	414,767
15-19	249,000	239,000	270,544	260,049	284,887	272,563	311,933	298,744	388,324	370,432	416,567	397,557	428,085	409,133	430,525	412,474	437,326	420,260
20-24	188,000	181,000	246,603	237,187	266,855	256,989	281,877	270,160	309,560	296,973	390,712	373,384	423,894	405,311	440,402	421,712	447,851	429,886
25-29	158,000	153,000	185,218	178,580	241,744	232,753	262,945	253,528	278,941	267,687	313,819	301,830	402,011	385,491	442,406	424,757	466,179	448,522
30-34	133,000	129,000	155,770	151,181	181,548	175,437	238,573	230,158	260,459	251,590	281,710	270,715	321,783	309,781	415,007	398,283	460,620	442,489
35-39	108,000	106,000	131,106	127,617	152,930	149,010	179,058	173,607	236,266	228,572	261,442	252,873	286,002	274,879	329,303	316,777	425,545	408,003
40-44	90,000	89,000	105,899	104,668	128,267	125,746	150,239	147,316	176,499	172,091	235,385	228,611	262,630	254,667	289,289	278,453	334,554	322,055
45-49	72,000	71,000	87,215	87,387	102,536	102,654	124,787	123,771	146,716	145,410	174,139	171,306	233,677	228,697	262,240	255,950	290,264	280,967
50-54	50,000	50,000	68,309	68,710	82,852	84,616	97,986	99,861	119,867	120,880	142,429	143,290	170,415	169,934	229,687	227,641	259,047	255,781
55-59	38,000	40,000	46,201	47,422	63,361	65,339	77,468	81,008	92,244	96,132	114,209	117,613	136,981	140,537	165,071	167,679	223,311	225,233
60-64	34,000	32,000	34,216	36,927	41,794	43,938	57,959	61,175	71,491	76,459	86,357	91,985	108,091	113,682	130,770	136,912	158,633	164,323
65-69	23,000	24,000	29,099	28,344	29,484	32,918	36,562	39,723	51,392	56,009	64,604	71,317	79,217	87,011	100,277	108,661	122,438	131,939
70-74	16,000	17,000	18,284	19,863	23,446	23,730	24,224	28,142	30,618	34,590	44,222	50,136	56,742	65,097	70,723	80,663	90,618	101,873
75-79	9,000	10,000	11,372	12,307	13,239	14,687	17,538	18,181	18,608	22,229	24,537	28,602	36,455	42,695	47,851	56,736	60,741	71,631
80-84	4,000	5,000	5,223	5,799	6,808	7,406	8,349	9,402	11,591	12,272	13,174	16,203	18,256	22,008	27,942	33,918	37,648	46,312
85-90	1,000	2,000	1,775	2,157	2,487	2,732	3,456	3,774	4,490	5,135	6,563	7,127	7,824	9,929	11,324	14,158	18,018	22,768
90-94	0	0	281	523	564	664	882	963	1,350	1,495	1,907	2,250	3,008	3,403	3,839	5,118	5,901	7,797
95-99	0	0	0	0	44	79	111	133	209	240	371	442	596	766	1,052	1,308	1,479	2,178
100+	0	0	0	0	0	0	2	5	10	16	28	43	67	105	138	229	293	474
totaal	2,050,000	1,987,000	2,393,332	2,319,460	2,747,862	2,663,703	3,108,707	3,015,465	3,462,900	3,362,309	3,844,467	3,738,319	4,245,970	4,136,199	4,641,807	4,531,756	5,004,184	4,898,662
		4,037,000		4,712,792		5,411,564		6,124,172		6,825,208		7,582,786		8,382,169		9,173,562		9,902,846

O.P.T	2010		2015		2020		2025		2030		2035		2040		2045		2050	
S3	men	women	men	women	men	women	men	women	men	women	men	women	men	women	men	women	men	women
0-4	317,000	303,000	397,573	378,557	429,129	408,610	444,534	423,302	447,293	425,952	451,653	430,114	449,937	428,490	425,923	405,631	377,048	359,093
5-9	288,000	275,000	315,400	301,562	395,874	377,068	427,661	407,379	443,331	422,348	446,268	425,168	450,797	429,493	449,252	428,031	425,427	405,342
10-14	272,000	261,000	286,772	273,972	314,182	300,549	394,706	376,167	426,651	406,653	442,438	421,735	445,510	424,674	450,164	429,112	448,745	427,763
15-19	249,000	239,000	270,568	260,061	285,391	273,069	312,926	299,779	393,441	375,473	425,471	406,039	441,383	421,217	444,600	424,260	449,386	428,795
20-24	188,000	181,000	246,629	237,201	268,221	258,286	283,422	271,648	311,294	298,687	391,841	374,490	424,064	405,237	440,210	420,613	443,682	423,861
25-29	158,000	153,000	185,238	178,593	243,710	234,720	265,798	256,308	281,521	270,190	309,641	297,485	390,301	373,477	422,790	404,488	439,240	420,146
30-34	133,000	129,000	155,791	151,194	182,983	176,774	241,636	233,142	264,087	255,078	280,031	269,163	308,334	296,636	389,037	372,733	421,724	403,929
35-39	108,000	106,000	131,130	127,633	153,866	149,809	181,216	175,557	239,876	232,007	262,457	254,064	278,571	268,294	306,995	295,879	387,639	371,995
40-44	90,000	89,000	105,935	104,690	128,925	126,274	151,708	148,535	179,093	174,368	237,470	230,719	260,158	252,872	276,440	267,232	304,948	294,898
45-49	72,000	71,000	87,271	87,420	103,065	103,067	125,911	124,648	148,628	146,939	175,879	172,763	233,711	228,905	256,501	251,152	272,983	265,660
50-54	50,000	50,000	68,388	68,761	83,350	85,014	98,979	100,638	121,504	122,134	143,984	144,360	170,975	170,122	227,896	225,853	250,779	248,217
55-59	38,000	40,000	46,283	47,481	63,850	65,753	78,435	81,804	93,783	97,347	115,790	118,642	137,919	140,747	164,521	166,384	220,166	221,487
60-64	34,000	32,000	34,297	36,998	42,226	44,345	58,884	62,007	72,991	77,752	87,937	93,115	109,317	114,115	130,998	136,018	157,090	161,453
65-69	23,000	24,000	29,203	28,428	29,902	33,349	37,387	40,530	52,855	57,366	66,264	72,636	80,648	87,721	101,166	108,282	122,189	129,873
70-74	16,000	17,000	18,382	19,957	23,899	24,185	25,001	28,980	31,884	35,875	45,843	51,567	58,340	66,155	71,952	80,796	91,309	100,708
75-79	9,000	10,000	11,463	12,407	13,634	15,149	18,334	19,037	19,735	23,532	25,807	29,896	37,951	43,955	49,259	57,482	61,805	71,375
80-84	4,000	5,000	5,292	5,881	7,147	7,820	8,971	10,161	12,651	13,465	14,161	17,385	19,189	22,933	29,119	34,821	38,832	46,807
85-90	1,000	2,000	1,813	2,210	2,617	2,896	3,815	4,218	5,122	5,926	7,662	8,396	9,042	11,486	12,841	15,920	20,297	25,229
90-94	0	0	292	548	615	735	1,010	1,124	1,642	1,861	2,421	2,909	3,932	4,511	4,988	6,661	7,536	9,855
95-99	0	0	0	0	52	98	142	176	284	337	540	663	910	1,192	1,656	2,076	2,310	3,377
100+	0	0	0	0	0	0	4	11	20	32	56	86	141	218	301	488	653	1,023
totaal	2,050,000	1,987,000	2,397,718	2,323,555	2,772,640	2,687,570	3,160,478	3,065,149	3,547,685	3,443,320	3,933,615	3,821,394	4,311,129	4,192,451	4,656,610	4,533,910	4,943,789	4,820,886
		4,037,000		4,721,273		5,460,211		6,225,628		6,991,005		7,755,010		8,503,580		9,190,520		9,764,675
O.P.T	2010		2015		2020		2025		2030		2035		2040		2045		2050	
S4	men	women	men	women	men	women	men	women	men	women	men	women	men	women	men	women	men	women
0-4	317,000	303,000	411,156	391,493	435,931	413,973	441,330	419,115	449,506	426,902	477,152	453,231	511,901	486,326	528,292	501,936	522,899	496,800
5-9	288,000	275,000	315,333	301,507	398,362	377,725	423,099	400,184	428,510	405,336	436,692	413,129	464,297	439,433	498,992	472,494	515,373	488,100
10-14	272,000	261,000	286,713	273,928	306,797	292,315	389,640	368,424	414,340	390,864	419,762	396,025	427,948	403,822	455,515	430,105	490,158	463,136
15-19	249,000	239,000	270,484	260,012	279,308	266,694	299,342	285,060	381,907	361,045	406,551	383,462	411,988	388,632	420,181	396,434	447,689	422,692
20-24	188,000	181,000	246,537	237,144	250,858	241,498	259,671	248,180	279,645	266,520	361,885	342,350	386,464	364,739	391,918	369,920	400,116	377,728
25-29	158,000	153,000	185,164	178,542	218,404	209,093	222,732	213,451	231,529	220,132	251,439	238,440	333,340	314,091	357,848	336,446	363,317	341,638
30-34	133,000	129,000	155,719	151,141	164,587	159,463	197,667	189,924	201,998	194,286	210,776	200,963	230,611	219,230	312,132	294,663	336,558	316,975
35-39	108,000	106,000	131,045	127,568	142,154	139,688	150,980	147,988	183,836	178,320	188,169	182,686	196,917	189,356	216,646	207,565	297,637	282,693
40-44	90,000	89,000	105,807	104,602	121,224	119,914	132,216	131,960	140,963	140,223	173,413	170,345	177,745	174,714	186,437	181,370	205,970	199,483
45-49	72,000	71,000	87,073	87,288	97,563	98,495	112,628	113,621	123,403	125,539	132,003	133,735	163,717	163,496	168,042	167,866	176,624	174,497
50-54	50,000	50,000	68,110	68,555	78,972	81,175	89,053	92,119	103,516	106,887	113,916	118,556	122,259	126,621	152,718	155,689	157,020	160,060
55-59	38,000	40,000	45,995	47,245	60,092	62,195	70,277	74,291	79,770	84,820	93,371	99,021	103,226	110,295	111,189	118,145	139,859	146,124
60-64	34,000	32,000	34,011	36,714	39,001	40,995	51,843	54,934	61,198	66,278	69,965	76,206	82,507	89,592	91,684	100,290	99,165	107,818
65-69	23,000	24,000	28,836	28,092	26,951	30,017	31,341	33,924	42,526	46,469	50,771	56,765	58,558	65,847	69,680	78,087	77,928	87,966
70-74	16,000	17,000	18,040	19,586	20,973	20,862	19,587	22,575	23,222	25,958	32,379	36,624	39,240	45,487	45,789	53,397	55,129	64,060
75-79	9,000	10,000	11,143	12,009	11,033	11,925	13,232	12,971	12,346	14,351	15,094	16,988	21,928	25,104	27,164	31,985	32,240	38,242
80-84	4,000	5,000	5,052	5,556	4,872	4,928	4,886	4,973	6,276	5,690	5,832	6,626	7,599	8,355	11,937	13,533	15,372	18,065
85-90	1,000	2,000	1,680	2,004	2,172	2,291	2,141	2,087	2,193	2,160	2,876	2,533	2,727	3,021	3,624	3,898	5,801	6,456
90-94	0	0	254	454	445	481	599	579	614	553	652	600	886	735	870	913	1,194	1,226
95-99	0	0	0	0	25	36	49	45	73	62	82	66	95	80	140	107	147	145
100+	0	0	0	0	0	0	0	0	0	0	0	0	0	0	0	1	2	3
totaal	2,050,000	1,987,000	2,408,152	2,333,440	2,659,724	2,573,762	2,912,310	2,816,405	3,167,371	3,062,395	3,442,782	3,328,352	3,743,956	3,618,973	4,050,797	3,914,845	4,340,201	4,193,906
		4,037,000		4,741,593		5,233,486		5,728,715		6,229,766		6,771,134		7,362,929		7,965,642		8,534,107

	Year (1 July)	TOTAL	UN-POPULATION DIVISION MEDIUM VARIANT PROJECTION, both sexes combined (in thousands)																					
			0-4	5-9	10-14	15-19	20-24	25-29	30-34	35-39	40-44	45-49	50-54	55-59	60-64	65-69	70-74	75-79	80+	80-84	85-89	90-94	95-99	100+
Algeria	2015	38.272	3 423	3 431	3 139	2 968	3 529	3 680	3 607	3 080	2 603	2 233	1 854	1 391	1 119	722	485	373	318	217	78	19	3	0
	2020	40.561	3 251	3 410	3 421	3 110	2 928	3 494	3 650	3 576	3 049	2 570	2 190	1 796	1 321	1 029	625	379	381	244	106	26	4	0
	2025	42.464	2 947	3 240	3 402	3 401	3 082	2 904	3 471	3 625	3 547	3 016	2 526	2 128	1 714	1 223	899	497	421	254	125	37	5	0
	2030	44.003	2 659	2 938	3 233	3 382	3 372	3 058	2 885	3 449	3 598	3 512	2 969	2 460	2 038	1 594	1 077	722	528	340	134	45	8	1
	2035	45.344	2 521	2 652	2 932	3 216	3 357	3 351	3 040	2 867	3 426	3 566	3 463	2 898	2 363	1 904	1 415	875	749	502	185	50	11	1
	2040	46.477	2 517	2 515	2 647	2 916	3 192	3 336	3 333	3 023	2 848	3 397	3 519	3 385	2 791	2 218	1 703	1 163	987	621	279	73	13	2
	2045	47.489	2 537	2 511	2 510	2 631	2 893	3 172	3 319	3 315	3 005	2 825	3 356	3 446	3 269	2 631	1 997	1 415	1 329	840	354	113	19	2
	2050	48.235	2 487	2 531	2 507	2 495	2 609	2 874	3 155	3 302	3 297	2 982	2 793	3 290	3 335	3 093	2 383	1 676	1 713	1 039	491	149	31	3
Egypt	2015	88.875	9 213	8 975	8 481	8 045	7 738	7 990	7 255	5 892	4 796	4 433	4 005	3 468	2 727	2 213	1 347	904	696	479	178	36	4	0
	2020	95.673	9 065	9 184	8 959	8 452	7 931	7 569	7 891	7 235	5 894	4 786	4 365	3 871	3 288	2 502	1 911	1 044	863	581	224	52	6	0
	2025	101.961	8 798	9 038	9 168	8 931	8 339	7 764	7 475	7 872	7 233	5 878	4 720	4 230	3 684	3 037	2 183	1 506	1 052	689	283	70	9	1
	2030	107.975	8 607	8 773	9 023	9 141	8 819	8 174	7 672	7 460	7 871	7 211	5 802	4 585	4 041	3 420	2 674	1 747	1 477	1 018	350	94	13	1
	2035	113.506	8 515	8 584	8 760	8 998	9 031	8 654	8 083	7 659	7 465	7 850	7 123	5 651	4 394	3 769	3 034	2 169	1 884	1 206	534	123	19	1
	2040	118.641	8 392	8 493	8 571	8 735	8 889	8 868	8 564	8 071	7 666	7 451	7 761	6 951	5 432	4 119	3 369	2 490	2 409	1 529	654	197	27	2
	2045	123.152	8 164	8 371	8 481	8 548	8 628	8 728	8 778	8 552	8 079	7 655	7 376	7 587	6 701	5 114	3 708	2 796	2 944	1 787	856	252	46	3
	2050	126.929	7 854	8 144	8 359	8 458	8 442	8 469	8 640	8 768	8 561	8 069	7 583	7 220	7 331	6 333	4 633	3 109	3 478	2 040	1 026	344	63	6
Israel	2015	8.312	792	739	670	623	567	558	560	550	503	425	389	369	381	318	204	163	251	130	81	33	7	1
	2020	8.946	794	794	741	672	624	568	560	562	551	502	422	386	362	368	299	183	280	134	90	43	11	1
	2025	9.562	788	796	796	743	673	625	570	561	563	550	499	419	379	352	348	270	315	152	95	50	16	2
	2030	10.228	804	791	798	797	744	674	627	571	562	562	547	495	412	369	334	316	412	226	110	54	19	4
	2035	10.908	836	806	793	800	798	745	676	628	573	562	560	543	488	402	351	304	522	267	166	63	21	5
	2040	11.542	868	838	809	795	801	800	747	677	629	572	560	555	536	476	383	322	587	260	199	97	26	5
	2045	12.148	884	870	841	810	796	802	801	748	678	629	570	556	548	523	455	353	641	277	196	120	42	7
	2050	12.731	881	886	873	842	812	797	803	803	749	678	627	567	550	537	502	421	702	306	212	121	53	11
Jordan	2015	6.838	744	786	751	713	649	625	556	464	408	310	225	162	124	102	83	55	41	28	10	3	0	0
	2020	7.420	750	740	783	747	705	638	613	546	456	399	301	216	152	113	88	65	54	36	14	3	1	0
	2025	7.973	740	746	737	779	739	694	626	602	536	447	390	290	205	140	98	69	67	43	18	5	1	0
	2030	8.492	729	737	744	733	771	728	682	616	593	527	436	377	276	189	123	78	77	47	22	7	1	0
	2035	8.972	708	725	734	740	725	760	716	672	607	583	516	423	360	256	167	99	89	54	25	8	2	0
	2040	9.401	676	705	723	731	733	715	748	706	663	598	572	502	406	336	228	136	112	70	30	10	2	0
	2045	9.776	640	673	703	719	723	722	704	739	697	654	587	558	482	380	301	188	152	98	40	12	3	0
	2050	10.096	608	637	671	700	712	713	711	694	730	689	643	573	538	454	343	251	215	137	57	17	3	0

	Year (1 July)	TOTAL	UN-POPULATION DIVISION MEDIUM VARIANT PROJECTION, both sexes combined, (in thousands)																					
			0-4	5-9	10-14	15-19	20-24	25-29	30-34	35-39	40-44	45-49	50-54	55-59	60-64	65-69	70-74	75-79	80+	80-84	85-89	90-94	95-99	100+
Lebanon	2015	4.445	314	320	333	390	383	368	370	345	316	280	248	210	174	117	90	69	59	40	15	4	0	0
	2020	4.585	302	312	319	331	386	377	363	365	341	311	274	239	198	158	101	69	69	44	19	5	1	0
	2025	4.699	289	301	311	317	327	380	372	359	361	336	305	265	227	182	137	79	75	46	22	6	1	0
	2030	4.787	271	288	300	309	313	322	376	368	355	356	329	296	253	210	159	109	86	53	24	8	1	0
	2035	4.857	252	269	287	298	305	308	317	372	365	351	350	320	283	235	185	129	115	76	29	9	2	0
	2040	4.896	239	251	269	285	295	300	304	314	368	361	345	341	307	264	209	152	146	91	42	11	2	0
	2045	4.908	231	237	250	267	281	290	296	301	311	365	355	337	328	288	237	173	181	109	52	17	3	0
	2050	4.895	225	230	237	248	263	277	286	293	298	308	359	347	325	309	259	197	217	126	64	22	5	0
Libya	2015	6.658	693	714	655	556	523	541	635	531	440	329	259	223	174	126	94	60	52	33	13	4	1	0
	2020	7.149	625	692	714	654	554	521	539	631	525	433	322	251	211	160	109	75	67	41	19	6	1	0
	2025	7.551	550	624	692	713	653	553	519	535	625	518	425	312	239	195	140	88	87	53	24	8	2	0
	2030	7.890	508	549	623	691	711	651	550	516	530	617	508	413	299	223	172	114	108	63	31	10	2	0
	2035	8.220	509	508	549	623	690	710	649	548	512	525	608	496	397	280	199	142	139	83	38	14	3	0
	2040	8.539	522	509	507	548	622	688	708	646	544	507	517	593	477	373	252	168	179	105	51	18	4	1
	2045	8.824	518	521	508	507	547	620	686	705	642	539	500	506	572	449	338	215	225	128	66	24	6	1
	2050	9.064	494	518	521	508	506	546	619	684	701	637	532	489	489	541	409	289	290	166	83	32	8	1
Morocco	2015	33.871	2 966	2 988	2 895	2 974	3 070	2 990	2 814	2 372	2 139	1 877	1 708	1 600	1 146	788	527	414	301	202	84	13	2	0
	2020	35.457	2 871	2 938	2 972	2 859	2 896	2 962	2 889	2 741	2 322	2 105	1 842	1 655	1 518	1 048	676	405	379	260	92	24	2	0
	2025	36.824	2 711	2 848	2 924	2 941	2 795	2 810	2 881	2 827	2 695	2 289	2 069	1 790	1 578	1 397	908	526	418	261	124	28	4	0
	2030	38.024	2 518	2 692	2 836	2 900	2 891	2 731	2 750	2 832	2 788	2 661	2 253	2 015	1 712	1 463	1 221	716	522	347	129	41	5	0
	2035	38.999	2 350	2 500	2 681	2 812	2 851	2 829	2 672	2 703	2 794	2 755	2 622	2 198	1 935	1 596	1 292	979	715	483	178	45	9	1
	2040	39.812	2 254	2 333	2 489	2 658	2 765	2 789	2 770	2 627	2 667	2 764	2 718	2 564	2 116	1 813	1 421	1 052	1 006	675	256	65	10	1
	2045	40.334	2 199	2 238	2 323	2 466	2 611	2 704	2 731	2 725	2 592	2 639	2 729	2 661	2 474	1 991	1 627	1 170	1 226	743	369	97	15	1
	2050	40.639	2 139	2 183	2 227	2 300	2 421	2 552	2 647	2 687	2 691	2 567	2 608	2 675	2 573	2 336	1 798	1 357	1 439	843	422	147	25	2
O.P.T.	2015	4.665	688	615	559	530	485	366	308	259	212	176	139	96	73	59	40	25	17	12	4	1	0	0
	2020	5.339	759	684	612	556	526	481	363	305	256	208	172	134	91	66	51	30	23	16	6	1	0	0
	2025	6.056	812	754	681	609	552	522	477	360	302	253	203	166	126	83	57	39	29	20	8	2	0	0
	2030	6.794	844	808	751	677	605	549	519	474	356	298	247	197	157	116	72	45	39	26	10	3	0	0
	2035	7.536	868	840	804	748	673	601	545	515	470	352	292	240	188	145	102	57	48	30	13	4	1	0
	2040	8.292	896	864	836	801	744	669	598	541	511	464	345	284	229	174	128	82	62	40	16	5	1	0
	2045	9.068	928	892	861	833	797	740	666	594	537	505	457	336	273	214	155	105	88	58	22	6	1	0
	2050	9.847	953	924	889	858	829	793	736	662	590	532	498	446	323	256	192	128	120	76	33	9	2	0

	Year (1 July)	TOTAL	UN-POPULATION DIVISION MEDIUM VARIANT PROJECTION, both sexes combined (in thousands)																					
			0-4	5-9	10-14	15-19	20-24	25-29	30-34	35-39	40-44	45-49	50-54	55-59	60-64	65-69	70-74	75-79	80+	80-84	85-89	90-94	95-99	100+
Syria	2015	22.343	2 293	2 481	2 568	2 447	2 233	1 882	1 618	1 338	1 165	1 063	814	715	608	365	256	178	160	102	44	12	2	0
	2020	24.273	2 364	2 289	2 474	2 559	2 438	2 220	1 862	1 596	1 320	1 148	1 043	792	685	567	323	207	194	122	53	16	3	0
	2025	26.245	2 426	2 358	2 285	2 467	2 545	2 420	2 202	1 847	1 584	1 307	1 131	1 019	763	644	509	266	236	146	66	20	4	0
	2030	28.163	2 422	2 421	2 355	2 278	2 453	2 526	2 402	2 187	1 835	1 570	1 289	1 108	985	720	582	424	303	190	81	26	5	1
	2035	29.979	2 324	2 416	2 417	2 348	2 266	2 436	2 508	2 387	2 174	1 819	1 550	1 264	1 073	933	654	490	460	310	109	33	7	1
	2040	31.523	2 174	2 319	2 413	2 411	2 336	2 249	2 419	2 494	2 373	2 157	1 798	1 522	1 227	1 020	852	555	602	363	183	46	9	1
	2045	32.815	2 048	2 170	2 316	2 407	2 399	2 319	2 233	2 405	2 481	2 356	2 133	1 767	1 480	1 170	936	730	733	418	219	81	13	2
	2050	33.994	1 976	2 044	2 167	2 310	2 395	2 382	2 303	2 220	2 393	2 464	2 332	2 099	1 720	1 415	1 079	809	943	558	258	100	25	2
Tunisia	2015	11.174	871	865	783	803	945	1 036	992	898	773	681	601	533	432	290	205	172	148	104	37	6	0	0
	2020	11.688	841	868	863	780	798	938	1 029	985	890	764	670	586	511	402	257	168	169	114	45	9	1	0
	2025	12.102	778	838	866	860	775	791	932	1 022	978	881	752	654	564	478	359	212	180	114	53	13	1	0
	2030	12.433	703	775	837	863	855	769	786	926	1 015	968	869	736	631	530	430	300	220	147	55	16	2	0
	2035	12.710	654	700	774	835	858	849	764	780	920	1 006	956	851	711	596	481	363	307	212	74	18	3	0
	2040	12.935	654	652	699	772	830	853	844	759	775	912	994	937	824	673	543	410	403	262	111	26	4	0
	2045	13.110	674	652	651	697	767	824	847	839	754	769	902	976	910	783	616	467	491	301	143	41	6	0
	2050	13.233	679	672	651	649	693	762	819	842	834	748	761	886	949	867	719	533	584	349	170	55	10	1
Turkey	2015	77.858	6 211	6 399	6 234	6 510	6 491	6 342	6 586	6 088	5 400	4 781	4 400	3 457	2 903	2 040	1 322	983	856	604	210	37	4	0
	2020	81.759	5 944	6 199	6 392	6 223	6 491	6 470	6 320	6 558	6 051	5 347	4 698	4 270	3 291	2 677	1 777	1 038	1 007	643	292	65	6	0
	2025	85.114	5 663	5 935	6 194	6 383	6 208	6 472	6 450	6 296	6 522	5 997	5 262	4 570	4 080	3 053	2 351	1 418	1 130	698	324	96	12	1
	2030	88.137	5 415	5 655	5 931	6 186	6 369	6 192	6 455	6 428	6 265	6 469	5 910	5 129	4 380	3 805	2 705	1 899	1 472	975	364	112	20	1
	2035	90.785	5 216	5 408	5 651	5 924	6 175	6 355	6 177	6 435	6 399	6 218	6 382	5 771	4 931	4 104	3 397	2 213	2 015	1 330	525	133	25	2
	2040	92.856	5 063	5 211	5 405	5 645	5 914	6 162	6 340	6 159	6 408	6 356	6 141	6 242	5 562	4 639	3 689	2 812	2 554	1 581	738	201	31	3
	2045	94.547	4 913	5 058	5 208	5 400	5 636	5 902	6 149	6 324	6 136	6 368	6 282	6 015	6 031	5 252	4 197	3 086	3 296	2 045	903	294	50	4
	2050	95.550	4 753	4 909	5 055	5 203	5 392	5 626	5 891	6 134	6 302	6 100	6 299	6 161	5 824	5 715	4 778	3 544	3 933	2 279	1 198	373	76	7
MED11	2015	303.311	28.208	28.313	27.069	26.560	26.614	26.378	25.300	21.817	18.755	16.587	14.642	12.223	9.861	7.141	4.653	3.395	2.898	1.950	755	168	23	
	2020	322.850	27.566	28.108	28.249	26.944	26.278	26.239	26.077	25.100	21.655	18.573	16.298	14.195	11.628	9.091	6.217	3.662	3.484	2.235	960	250	36	
	2025	340.549	26.502	27.479	28.055	28.143	26.688	25.936	25.975	25.906	24.946	21.471	18.282	15.844	13.559	10.783	7.989	4.971	4.010	2.474	1.141	334	56	
	2030	356.925	25.479	26.426	27.431	27.959	27.905	26.374	25.702	25.828	25.768	24.752	21.161	17.811	15.184	12.639	9.549	6.470	5.243	3.433	1.309	415	78	
	2035	371.817	24.755	25.409	26.382	27.341	27.730	27.597	26.147	25.567	25.704	25.587	24.422	20.654	17.121	14.221	11.278	7.819	7.042	4.553	1.876	499	102	
	2040	384.914	24.256	24.690	25.368	26.296	27.118	27.428	27.373	26.018	25.454	25.538	25.270	23.878	19.907	16.105	12.778	9.342	9.047	5.596	2.559	748	129	
	2045	396.171	23.736	24.194	24.651	25.285	26.079	26.823	27.210	27.247	25.913	25.305	25.246	24.744	23.068	18.797	14.566	10.698	11.306	6.804	3.219	1.057	204	
	2050	405.214	23.048	23.677	24.157	24.571	25.074	25.790	26.610	27.090	27.145	25.773	25.035	24.754	23.956	21.855	17.095	12.314	13.635	7.918	4.013	1.369	300	